

Investment Report


Ft. Bend County

12/01/15 - 12/31/15

This report summarizes the investment position of Ft. Bend County for the period 12/01/15 to 12/31/15.


	11/30/15	12/31/15
Book Value	187,481,155.81	225,176,569.26
Market Value	187,481,155.81	225,176,569.26
Par Value	187,481,155.81	225,176,569.26
Change in Market Value		-0.00
Weighted Average Maturity (in Days)	1	1
Weighted Average Yield-to-Maturity of Portfolio	0.4990%	0.4994%
Yield-to-Maturity of	0.0000%	0.0000%
Accrued Interest		0.00

This report is presented in accordance with the Texas Government Code Title 10 Section 2256.023. The below signed hereby certify that, to the best of their knowledge on the date this report was created, Ft. Bend County is in compliance with the provisions of Government Code 2256 and with the stated policies and strategies of Ft. Bend County.



Director of Finance & Investments

February 5, 2016



County Treasurer


February 5, 2016

Investment Report


Ft. Bend County

12/01/15 - 12/31/15


Portfolio Composition - 11/30/15



Portfolio Composition - 12/31/15




Maturity Aging - 11/30/15 vs 12/31/15



■ Previous Period ■ Current Period

Portfolio Performance - 12/01/15 to 12/31/15



■ Portfolio ■ Series2

GASB 31 Compliance
Ft. Bend County
Effective Interest - Actual Life
Receipts in Period
12/01/15 - 12/31/15

CUSIP	Invest Number	Security Description	Purchase Date	Sale Date	Valuation Method	Yield Earned	Price Source 12/01/15	Beginning Unit Price	Par Value On 12/01/15	Reported Value 12/01/15	Purchase Cost	Sales Proceeds	Ending Unit Price	Par Value On 12/31/15	Price Source 12/31/15	Reported Value 12/31/15	Change in Fair Value	Interest	Net Investment Income
Prosperity-Money Market Accts.	AR-0009	Money Market	11/30/03	Open	Fair Value	0.5069	Manual	1.000000	186,795,901.69	186,795,901.69	0.00	-37,695,242.94	1.000000	224,491,144.63	Manual	224,491,144.63	0.00	80,940.85	80,940.85
MB02-MBIA General	AR-0015	State Pool	11/01/08	Open	Fair Value	0.2933	Manual	1.000000	282,860.33	282,860.33	0.00	-70.46	1.000000	282,930.79	Manual	282,930.79	0.00	70.46	70.46
MB03-MBIA Road & Bridge	AR-0016	State Pool	11/01/08	Open	Fair Value	0.2927	Manual	1.000000	60,612.40	60,612.40	0.00	-15.07	1.000000	60,627.47	Manual	60,627.47	0.00	15.07	15.07
MB04-MBIA Drainage	AR-0017	State Pool	11/01/08	Open	Fair Value	0.2936	Manual	1.000000	43,438.05	43,438.05	0.00	-10.83	1.000000	43,448.88	Manual	43,448.88	0.00	10.83	10.83
MB06-MBIA Toll Rd. Operations	AR-0019	State Pool	11/01/08	Open	Fair Value	0.2933	Manual	1.000000	290,941.81	290,941.81	0.00	-72.48	1.000000	291,014.29	Manual	291,014.29	0.00	72.48	72.48
TT00-TX TERM General	AR-0022	State Pool	11/01/08	Open	Fair Value	0.2216	Manual	1.000000	1,009.66	1,009.66	0.00	-0.19	1.000000	1,009.85	Manual	1,009.85	0.00	0.19	0.19
TT02-TX TERM Toll Rd. Operation	AR-0024	State Pool	11/01/08	Open	Fair Value	0.2218	Manual	1.000000	1,008.52	1,008.52	0.00	-0.19	1.000000	1,008.71	Manual	1,008.71	0.00	0.19	0.19
TT04-TX TERM Road & Bridge	AR-0026	State Pool	11/01/08	Open	Fair Value	0.2222	Manual	1.000000	1,006.68	1,006.68	0.00	-0.19	1.000000	1,006.87	Manual	1,006.87	0.00	0.19	0.19
TT05-TX TERM Drainage	AR-0027	State Pool	11/01/08	Open	Fair Value	0.2115	Manual	1.000000	333.98	333.98	0.00	-0.06	1.000000	334.04	Manual	334.04	0.00	0.06	0.06
LOG1-Logic- General	AR-0028	State Pool	11/10/08	Open	Fair Value	0.3034	Manual	1.000000	1,009.15	1,009.15	0.00	-0.26	1.000000	1,009.41	Manual	1,009.41	0.00	0.26	0.26
LOG2-Logic-Toll Rd.Operations	AR-0029	State Pool	11/10/08	Open	Fair Value	0.3015	Manual	1.000000	1,015.26	1,015.26	0.00	-0.26	1.000000	1,015.52	Manual	1,015.52	0.00	0.26	0.26
LOG5-Logic-Drainage	AR-0032	State Pool	11/10/08	Open	Fair Value	0.3034	Manual	1.000000	1,008.93	1,008.93	0.00	-0.26	1.000000	1,009.19	Manual	1,009.19	0.00	0.26	0.26
LOG8-Logic-Road & Bridge	AR-0035	State Pool	11/10/08	Open	Fair Value	0.3033	Manual	1.000000	1,009.35	1,009.35	0.00	-0.26	1.000000	1,009.61	Manual	1,009.61	0.00	0.26	0.26
Investment Total						<u>0.5061</u>		<u>1.000000</u>	<u>187,481,155.81</u>	<u>187,481,155.81</u>	<u>0.00</u>	<u>-37,695,413.45</u>	<u>1.000000</u>	<u>225,176,569.26</u>		<u>225,176,569.26</u>	<u>0.00</u>	<u>81,111.36</u>	<u>81,111.36</u>

Portfolio Position
Ft. Bend County
Effective Interest - Actual Life
Receipts in Period
12/01/15 - 12/31/15

4

CUSIP	Invest Number	Security Description	Purchase Date	Call Date	Par Value On 12/01/15	Par Value On 12/31/15	Market Val On 12/01/15	Market Val On 12/31/15	Purchase Cost	Sales Proceeds	Original Princ/Cost	Amor Value On 12/01/15	Amor Value On 12/31/15
810 - FBC Toll Road Operations													
State Pool													
TT02-TX TERM Toll Rd. Operation	AR-0024	State Pool	11/01/08	Open	0.00	0.00	0.00	0.00	0.00	0.00	0.00	0.00	0.00
State Pool Total					0.00	0.00	0.00	0.00	0.00	0.00	0.00	0.00	0.00
810 - FBC Toll Road Operations Total					0.00	0.00	0.00	0.00	0.00	0.00	0.00	0.00	0.00
LOG5 - LOGIC DRAINAGE													
State Pool													
LOG5-Logic-Drainage	AR-0032	State Pool	11/10/08	Open	1,008.93	1,009.19	1,008.93	1,009.19	0.00	0.00	500,000.00	1,008.93	1,009.19
State Pool Total					1,008.93	1,009.19	1,008.93	1,009.19	0.00	0.00	500,000.00	1,008.93	1,009.19
LOG5 - LOGIC DRAINAGE Total					1,008.93	1,009.19	1,008.93	1,009.19	0.00	0.00	500,000.00	1,008.93	1,009.19
LOG1 - LOGIC GENERAL													
State Pool													
LOG1-Logic- General	AR-0028	State Pool	11/10/08	Open	1,009.15	1,009.41	1,009.15	1,009.41	0.00	0.00	10,000,000.00	1,009.15	1,009.41
State Pool Total					1,009.15	1,009.41	1,009.15	1,009.41	0.00	0.00	10,000,000.00	1,009.15	1,009.41
LOG1 - LOGIC GENERAL Total					1,009.15	1,009.41	1,009.15	1,009.41	0.00	0.00	10,000,000.00	1,009.15	1,009.41
LOG8 - LOGIC ROAD & BRIDGE													
State Pool													
LOG8-Logic-Road & Bridge	AR-0035	State Pool	11/10/08	Open	1,009.35	1,009.61	1,009.35	1,009.61	0.00	0.00	1,000,000.00	1,009.35	1,009.61
State Pool Total					1,009.35	1,009.61	1,009.35	1,009.61	0.00	0.00	1,000,000.00	1,009.35	1,009.61
LOG8 - LOGIC ROAD & BRIDGE Total					1,009.35	1,009.61	1,009.35	1,009.61	0.00	0.00	1,000,000.00	1,009.35	1,009.61
LOG2 - LOGIC TOLL OPERATIONS													
State Pool													
LOG2-Logic-Toll Rd.Operations	AR-0029	State Pool	11/10/08	Open	1,015.26	1,015.52	1,015.26	1,015.52	0.00	0.00	2,000,000.00	1,015.26	1,015.52
State Pool Total					1,015.26	1,015.52	1,015.26	1,015.52	0.00	0.00	2,000,000.00	1,015.26	1,015.52
LOG2 - LOGIC TOLL OPERATIONS Total					1,015.26	1,015.52	1,015.26	1,015.52	0.00	0.00	2,000,000.00	1,015.26	1,015.52
MB04 - MBIA DRAINAGE													
State Pool													
MB04-MBIA Drainage	AR-0017	State Pool	11/01/08	Open	43,438.05	43,448.88	43,438.05	43,448.88	0.00	0.00	1,267,218.21	43,438.05	43,448.88
State Pool Total					43,438.05	43,448.88	43,438.05	43,448.88	0.00	0.00	1,267,218.21	43,438.05	43,448.88
MB04 - MBIA DRAINAGE Total					43,438.05	43,448.88	43,438.05	43,448.88	0.00	0.00	1,267,218.21	43,438.05	43,448.88
MB02 - MBIA GENERAL													
State Pool													
MB02-MBIA General	AR-0015	State Pool	11/01/08	Open	282,860.33	282,930.79	282,860.33	282,930.79	0.00	0.00	17,374,917.83	282,860.33	282,930.79
State Pool Total					282,860.33	282,930.79	282,860.33	282,930.79	0.00	0.00	17,374,917.83	282,860.33	282,930.79
MB02 - MBIA GENERAL Total					282,860.33	282,930.79	282,860.33	282,930.79	0.00	0.00	17,374,917.83	282,860.33	282,930.79
MB03 - MBIA ROAD & BRIDGE													
State Pool													
MB03-MBIA Road & Bridge	AR-0016	State Pool	11/01/08	Open	60,612.40	60,627.47	60,612.40	60,627.47	0.00	0.00	2,856,438.24	60,612.40	60,627.47
State Pool Total					60,612.40	60,627.47	60,612.40	60,627.47	0.00	0.00	2,856,438.24	60,612.40	60,627.47
MB03 - MBIA ROAD & BRIDGE Total					60,612.40	60,627.47	60,612.40	60,627.47	0.00	0.00	2,856,438.24	60,612.40	60,627.47
MB06 - MBIA TOLL RD OPERATIONS													
State Pool													
MB06-MBIA Toll Rd. Operations	AR-0019	State Pool	11/01/08	Open	290,941.81	291,014.29	290,941.81	291,014.29	0.00	0.00	3,143,377.27	290,941.81	291,014.29
State Pool Total					290,941.81	291,014.29	290,941.81	291,014.29	0.00	0.00	3,143,377.27	290,941.81	291,014.29
MB06 - MBIA TOLL RD OPERATIONS Total					290,941.81	291,014.29	290,941.81	291,014.29	0.00	0.00	3,143,377.27	290,941.81	291,014.29
PROS - Prosperity Money Mkt. Accts.													
Money Market													

Portfolio Position
Ft. Bend County
Effective Interest - Actual Life
Receipts in Period
12/01/15 - 12/31/15

5

CUSIP	Invest Number	Security Description	Purchase Date	Call Date	Par Value On 12/01/15	Par Value On 12/31/15	Market Val On 12/01/15	Market Val On 12/31/15	Purchase Cost	Sales Proceeds	Original Princ/Cost	Amor Value On 12/01/15	Amor Value On 12/31/15
Prosperity-Money Market Accts.	AR-0009	Money Market	11/30/03	Open	186,795,901.69	224,491,144.63	186,795,901.69	224,491,144.63	0.00	0.00	12,505,577.66	186,795,901.69	224,491,144.63
Money Market Total					<u>186,795,901.69</u>	<u>224,491,144.63</u>	<u>186,795,901.69</u>	<u>224,491,144.63</u>	<u>0.00</u>	<u>0.00</u>	<u>12,505,577.66</u>	<u>186,795,901.69</u>	<u>224,491,144.63</u>
PROS - Prosperity Money Mkt. Accts. Total					<u>186,795,901.69</u>	<u>224,491,144.63</u>	<u>186,795,901.69</u>	<u>224,491,144.63</u>	<u>0.00</u>	<u>0.00</u>	<u>12,505,577.66</u>	<u>186,795,901.69</u>	<u>224,491,144.63</u>
TT05 - TEXAS TERM DRAINAGE													
State Pool													
TT05-TX TERM Drainage	AR-0027	State Pool	11/01/08	Open	333.98	334.04	333.98	334.04	0.00	0.00	109,774.61	333.98	334.04
State Pool Total					<u>333.98</u>	<u>334.04</u>	<u>333.98</u>	<u>334.04</u>	<u>0.00</u>	<u>0.00</u>	<u>109,774.61</u>	<u>333.98</u>	<u>334.04</u>
TT05 - TEXAS TERM DRAINAGE Total					<u>333.98</u>	<u>334.04</u>	<u>333.98</u>	<u>334.04</u>	<u>0.00</u>	<u>0.00</u>	<u>109,774.61</u>	<u>333.98</u>	<u>334.04</u>
TT00 - TEXAS TERM GENERAL													
State Pool													
TT00-TX TERM General	AR-0022	State Pool	11/01/08	Open	1,009.66	1,009.85	1,009.66	1,009.85	0.00	0.00	10,006,437.87	1,009.66	1,009.85
State Pool Total					<u>1,009.66</u>	<u>1,009.85</u>	<u>1,009.66</u>	<u>1,009.85</u>	<u>0.00</u>	<u>0.00</u>	<u>10,006,437.87</u>	<u>1,009.66</u>	<u>1,009.85</u>
TT00 - TEXAS TERM GENERAL Total					<u>1,009.66</u>	<u>1,009.85</u>	<u>1,009.66</u>	<u>1,009.85</u>	<u>0.00</u>	<u>0.00</u>	<u>10,006,437.87</u>	<u>1,009.66</u>	<u>1,009.85</u>
TT04 - TEXAS TERM ROAD & BRIDGE													
State Pool													
TT04-TX TERM Road & Bridge	AR-0026	State Pool	11/01/08	Open	1,006.68	1,006.87	1,006.68	1,006.87	0.00	0.00	10,463.28	1,006.68	1,006.87
State Pool Total					<u>1,006.68</u>	<u>1,006.87</u>	<u>1,006.68</u>	<u>1,006.87</u>	<u>0.00</u>	<u>0.00</u>	<u>10,463.28</u>	<u>1,006.68</u>	<u>1,006.87</u>
TT04 - TEXAS TERM ROAD & BRIDGE Total					<u>1,006.68</u>	<u>1,006.87</u>	<u>1,006.68</u>	<u>1,006.87</u>	<u>0.00</u>	<u>0.00</u>	<u>10,463.28</u>	<u>1,006.68</u>	<u>1,006.87</u>
TT02 - TEXAS TERM TOLL OPERATIONS													
State Pool													
TT02-TX TERM Toll Rd. Operation	AR-0024	State Pool	11/01/08	Open	1,008.52	1,008.71	1,008.52	1,008.71	0.00	0.00	0.00	1,008.52	1,008.71
State Pool Total					<u>1,008.52</u>	<u>1,008.71</u>	<u>1,008.52</u>	<u>1,008.71</u>	<u>0.00</u>	<u>0.00</u>	<u>0.00</u>	<u>1,008.52</u>	<u>1,008.71</u>
TT02 - TEXAS TERM TOLL OPERATIONS Total					<u>1,008.52</u>	<u>1,008.71</u>	<u>1,008.52</u>	<u>1,008.71</u>	<u>0.00</u>	<u>0.00</u>	<u>0.00</u>	<u>1,008.52</u>	<u>1,008.71</u>
Combined Port													
Money Market													
Prosperity-Money Market Accts.	AR-0009	Money Market	11/30/03	Open	186,795,901.69	224,491,144.63	186,795,901.69	224,491,144.63	0.00	0.00	12,505,577.66	186,795,901.69	224,491,144.63
Money Market Total					<u>186,795,901.69</u>	<u>224,491,144.63</u>	<u>186,795,901.69</u>	<u>224,491,144.63</u>	<u>0.00</u>	<u>0.00</u>	<u>12,505,577.66</u>	<u>186,795,901.69</u>	<u>224,491,144.63</u>
State Pool													
LOG1-Logic- General	AR-0028	State Pool	11/10/08	Open	1,009.15	1,009.41	1,009.15	1,009.41	0.00	0.00	10,000,000.00	1,009.15	1,009.41
LOG2-Logic-Toll Rd.Operations	AR-0029	State Pool	11/10/08	Open	1,015.26	1,015.52	1,015.26	1,015.52	0.00	0.00	2,000,000.00	1,015.26	1,015.52
LOG5-Logic-Drainage	AR-0032	State Pool	11/10/08	Open	1,008.93	1,009.19	1,008.93	1,009.19	0.00	0.00	500,000.00	1,008.93	1,009.19
LOG8-Logic-Road & Bridge	AR-0035	State Pool	11/10/08	Open	1,009.35	1,009.61	1,009.35	1,009.61	0.00	0.00	1,000,000.00	1,009.35	1,009.61
MB02-MBIA General	AR-0015	State Pool	11/01/08	Open	282,860.33	282,930.79	282,860.33	282,930.79	0.00	0.00	17,374,917.83	282,860.33	282,930.79
MB03-MBIA Road & Bridge	AR-0016	State Pool	11/01/08	Open	60,612.40	60,627.47	60,612.40	60,627.47	0.00	0.00	2,856,438.24	60,612.40	60,627.47
MB04-MBIA Drainage	AR-0017	State Pool	11/01/08	Open	43,438.05	43,448.88	43,438.05	43,448.88	0.00	0.00	1,267,218.21	43,438.05	43,448.88
MB06-MBIA Toll Rd. Operations	AR-0019	State Pool	11/01/08	Open	290,941.81	291,014.29	290,941.81	291,014.29	0.00	0.00	3,143,377.27	290,941.81	291,014.29
TT00-TX TERM General	AR-0022	State Pool	11/01/08	Open	1,009.66	1,009.85	1,009.66	1,009.85	0.00	0.00	10,006,437.87	1,009.66	1,009.85
TT02-TX TERM Toll Rd. Operation	AR-0024	State Pool	11/01/08	Open	1,008.52	1,008.71	1,008.52	1,008.71	0.00	0.00	0.00	1,008.52	1,008.71
TT04-TX TERM Road & Bridge	AR-0026	State Pool	11/01/08	Open	1,006.68	1,006.87	1,006.68	1,006.87	0.00	0.00	10,463.28	1,006.68	1,006.87
TT05-TX TERM Drainage	AR-0027	State Pool	11/01/08	Open	333.98	334.04	333.98	334.04	0.00	0.00	109,774.61	333.98	334.04
State Pool Total					<u>685,254.12</u>	<u>685,424.63</u>	<u>685,254.12</u>	<u>685,424.63</u>	<u>0.00</u>	<u>0.00</u>	<u>48,268,627.31</u>	<u>685,254.12</u>	<u>685,424.63</u>
Combined Port Total					<u>187,481,155.81</u>	<u>225,176,569.26</u>	<u>187,481,155.81</u>	<u>225,176,569.26</u>	<u>0.00</u>	<u>0.00</u>	<u>60,774,204.97</u>	<u>187,481,155.81</u>	<u>225,176,569.26</u>

Earnings and Yields Summary

6

Ft. Bend County Effective Interest - Actual Life Receipts in Period 12/01/15 - 12/31/15

Security Description	12/01/15 12/07/15	12/08/15 12/14/15	12/15/15 12/21/15	12/22/15 12/28/15	12/29/15 12/31/15	12/01/15 12/31/15
Combined Port						
Money Market	18,159.01	18,159.01	18,159.01	18,159.01	8,304.81	80,940.85
State Pool	<u>38.25</u>	<u>38.24</u>	<u>38.24</u>	<u>38.24</u>	<u>17.54</u>	<u>170.51</u>
Port Total	<u>18,197.26</u>	<u>18,197.25</u>	<u>18,197.25</u>	<u>18,197.25</u>	<u>8,322.35</u>	<u>81,111.36</u>
Combined Port						
Money Market	0.5069	0.5069	0.5069	0.5069	0.5069	0.5069
State Pool	<u>0.2910</u>	<u>0.2910</u>	<u>0.2910</u>	<u>0.2910</u>	<u>0.3114</u>	<u>0.2930</u>
Port Total	<u>0.5061</u>	<u>0.5061</u>	<u>0.5061</u>	<u>0.5061</u>	<u>0.5062</u>	<u>0.5061</u>

Maturity Aging
Ft. Bend County
 Effective Interest - Actual Life
 Receipts in Period
 12/31/15

7

CUSIP	Invest Number	Security Description	Purchase Date	Days to Maturity	Yield Matur
0 - 30 Days					
	AR-0028	State Pool	11/10/08	1	0.2331
	AR-0029	State Pool	11/10/08	1	0.2331
	AR-0032	State Pool	11/10/08	1	0.2331
	AR-0035	State Pool	11/10/08	1	0.2331
	AR-0015	State Pool	11/01/08	1	0.2900
	AR-0016	State Pool	11/01/08	1	0.2900
	AR-0017	State Pool	11/01/08	1	0.2900
	AR-0019	State Pool	11/01/08	1	0.2900
	AR-0009	Money Market	11/30/03	1	0.5000
	AR-0022	State Pool	11/01/08	1	0.2300
	AR-0024	State Pool	11/01/08	1	0.2300
	AR-0026	State Pool	11/01/08	1	0.2300
	AR-0027	State Pool	11/01/08	<u>1</u>	<u>0.2300</u>
0 - 30 Days Total				<u>1</u>	<u>0.4994</u>
Investment Total				<u>1</u>	<u>0.4994</u>

Activity Statement
Ft. Bend County
 Effective Interest - Actual Life
 Receipts in Period
 12/01/15 - 12/31/15

8

Purchase Date	Sale Date	CUSIP	Invest Number	Security Description	Amor Value On 12/01/15	Changes In Principal	Purchase Cost	Sales Proceeds	Purchased Interest	Int/Div Rec In the Perd	Amor Value On 12/31/15
Money Market											
11/30/03	Open	Prosperity-Money Market Accts.	AR-0009	Money Market	<u>186,795,901.69</u>	<u>37,695,242.94</u>	<u>0.00</u>	<u>0.00</u>	<u>0.00</u>	<u>80,940.85</u>	<u>224,491,144.63</u>
Money Market Total					<u>186,795,901.69</u>	<u>37,695,242.94</u>	<u>0.00</u>	<u>0.00</u>	<u>0.00</u>	<u>80,940.85</u>	<u>224,491,144.63</u>
State Pool											
11/01/08	Open	MB02-MBIA General	AR-0015	State Pool	282,860.33	70.46	0.00	0.00	0.00	70.46	282,930.79
11/01/08	Open	MB03-MBIA Road & Bridge	AR-0016	State Pool	60,612.40	15.07	0.00	0.00	0.00	15.07	60,627.47
11/01/08	Open	MB04-MBIA Drainage	AR-0017	State Pool	43,438.05	10.83	0.00	0.00	0.00	10.83	43,448.88
11/01/08	Open	MB06-MBIA Toll Rd. Operations	AR-0019	State Pool	290,941.81	72.48	0.00	0.00	0.00	72.48	291,014.29
11/01/08	Open	TT00-TX TERM General	AR-0022	State Pool	1,009.66	0.19	0.00	0.00	0.00	0.19	1,009.85
11/01/08	Open	TT02-TX TERM Toll Rd. Operation	AR-0024	State Pool	1,008.52	0.19	0.00	0.00	0.00	0.19	1,008.71
11/01/08	Open	TT04-TX TERM Road & Bridge	AR-0026	State Pool	1,006.68	0.19	0.00	0.00	0.00	0.19	1,006.87
11/01/08	Open	TT05-TX TERM Drainage	AR-0027	State Pool	333.98	0.06	0.00	0.00	0.00	0.06	334.04
11/10/08	Open	LOG1-Logic- General	AR-0028	State Pool	1,009.15	0.26	0.00	0.00	0.00	0.26	1,009.41
11/10/08	Open	LOG2-Logic-Toll Rd.Operations	AR-0029	State Pool	1,015.26	0.26	0.00	0.00	0.00	0.26	1,015.52
11/10/08	Open	LOG5-Logic-Drainage	AR-0032	State Pool	1,008.93	0.26	0.00	0.00	0.00	0.26	1,009.19
11/10/08	Open	LOG8-Logic-Road & Bridge	AR-0035	State Pool	<u>1,009.35</u>	<u>0.26</u>	<u>0.00</u>	<u>0.00</u>	<u>0.00</u>	<u>0.26</u>	<u>1,009.61</u>
State Pool Total					<u>685,254.12</u>	<u>170.51</u>	<u>0.00</u>	<u>0.00</u>	<u>0.00</u>	<u>170.51</u>	<u>685,424.63</u>
Investment Total					<u>187,481,155.81</u>	<u>37,695,413.45</u>	<u>0.00</u>	<u>0.00</u>	<u>0.00</u>	<u>81,111.36</u>	<u>225,176,569.26</u>

Interest Accrual
Ft. Bend County
Effective Interest - Actual Life
Receipts in Period
12/01/15 - 12/31/15

CUSIP	Invest Number	Security Description	Purchase Date	Sale Date	Yield Earned	Ending Par Val/Shares	Ending Amor Val/Cost	Purchased Interest	Int/Div Rec In the Perd	Int/Div Accrued In the Perd	PTD Purch Received	Int/Div Rec Purch/Date	Int/Div Accrued Purch/Date
Money Market													
	AR-0009	Money Market	11/30/03	Open	0.5069	224,491,144.63	224,491,144.63	0.00	80,940.85	0.00	0.00	23,199,996.41	0.00
Money Market Total					<u>0.5069</u>	<u>224,491,144.63</u>	<u>224,491,144.63</u>	<u>0.00</u>	<u>80,940.85</u>	<u>0.00</u>	<u>0.00</u>	<u>23,199,996.41</u>	<u>0.00</u>
State Pool													
	AR-0015	State Pool	11/01/08	Open	0.2933	282,930.79	282,930.79	0.00	70.46	0.00	0.00	12,281.16	0.00
	AR-0016	State Pool	11/01/08	Open	0.2927	60,627.47	60,627.47	0.00	15.07	0.00	0.00	1,366.62	0.00
	AR-0017	State Pool	11/01/08	Open	0.2936	43,448.88	43,448.88	0.00	10.83	0.00	0.00	776.79	0.00
	AR-0019	State Pool	11/01/08	Open	0.2933	291,014.29	291,014.29	0.00	72.48	0.00	0.00	6,951.09	0.00
	AR-0022	State Pool	11/01/08	Open	0.2216	1,009.85	1,009.85	0.00	0.19	0.00	0.00	21,394.62	0.00
	AR-0024	State Pool	11/01/08	Open	0.2218	1,008.71	1,008.71	0.00	0.19	0.00	0.00	17,938.61	0.00
	AR-0026	State Pool	11/01/08	Open	0.2222	1,006.87	1,006.87	0.00	0.19	0.00	0.00	8,214.15	0.00
	AR-0027	State Pool	11/01/08	Open	0.2115	334.04	334.04	0.00	0.06	0.00	0.00	5,013.31	0.00
	AR-0028	State Pool	11/10/08	Open	0.3034	1,009.41	1,009.41	0.00	0.26	0.00	0.00	50,014.99	0.00
	AR-0029	State Pool	11/10/08	Open	0.3015	1,015.52	1,015.52	0.00	0.26	0.00	0.00	62,346.60	0.00
	AR-0032	State Pool	11/10/08	Open	0.3034	1,009.19	1,009.19	0.00	0.26	0.00	0.00	3,252.96	0.00
	AR-0035	State Pool	11/10/08	Open	0.3033	1,009.61	1,009.61	0.00	0.26	0.00	0.00	6,497.13	0.00
State Pool Total					<u>0.2930</u>	<u>685,424.63</u>	<u>685,424.63</u>	<u>0.00</u>	<u>170.51</u>	<u>0.00</u>	<u>0.00</u>	<u>196,048.03</u>	<u>0.00</u>
Investment Total					<u>0.5061</u>	<u>225,176,569.26</u>	<u>225,176,569.26</u>	<u>0.00</u>	<u>81,111.36</u>	<u>0.00</u>	<u>0.00</u>	<u>23,396,044.44</u>	<u>0.00</u>

Premium/Discount Amortization
Ft. Bend County
Effective Interest - Actual Life
Receipts in Period
12/01/15 - 12/31/15

10

CUSIP	Invest Number	Security Description	Purchase Date	Amortiz Date	Yield Earned	Beginning Par Val/Shares	Beginning Unamor Val/Cost	Premium Discount	Ending Par Val/Shares	Ending Amor Val/Cost	Unamor Prem/Dscnt	Amortization In the Perd	Amortization Purch/Date
Money Market													
Prosperity-Money Market Accts.	AR-0009	Money Market	11/30/03	Open	<u>0.5069</u>	<u>186,795,901.69</u>	<u>186,795,901.69</u>	<u>0.00</u>	<u>224,491,144.63</u>	<u>224,491,144.63</u>	<u>0.00</u>	<u>0.00</u>	<u>0.00</u>
Money Market Total						<u>0.5069</u>	<u>186,795,901.69</u>	<u>0.00</u>	<u>224,491,144.63</u>	<u>224,491,144.63</u>	<u>0.00</u>	<u>0.00</u>	<u>0.00</u>
State Pool													
MB02-MBIA General	AR-0015	State Pool	11/01/08	Open	0.2933	282,860.33	282,860.33	0.00	282,930.79	282,930.79	0.00	0.00	0.00
MB03-MBIA Road & Bridge	AR-0016	State Pool	11/01/08	Open	0.2927	60,612.40	60,612.40	0.00	60,627.47	60,627.47	0.00	0.00	0.00
MB04-MBIA Drainage	AR-0017	State Pool	11/01/08	Open	0.2936	43,438.05	43,438.05	0.00	43,448.88	43,448.88	0.00	0.00	0.00
MB06-MBIA Toll Rd. Operations	AR-0019	State Pool	11/01/08	Open	0.2933	290,941.81	290,941.81	0.00	291,014.29	291,014.29	0.00	0.00	0.00
TT00-TX TERM General	AR-0022	State Pool	11/01/08	Open	0.2216	1,009.66	1,009.66	0.00	1,009.85	1,009.85	0.00	0.00	0.00
TT02-TX TERM Toll Rd. Operation	AR-0024	State Pool	11/01/08	Open	0.2218	1,008.52	1,008.52	0.00	1,008.71	1,008.71	0.00	0.00	0.00
TT04-TX TERM Road & Bridge	AR-0026	State Pool	11/01/08	Open	0.2222	1,006.68	1,006.68	0.00	1,006.87	1,006.87	0.00	0.00	0.00
TT05-TX TERM Drainage	AR-0027	State Pool	11/01/08	Open	0.2115	333.98	333.98	0.00	334.04	334.04	0.00	0.00	0.00
LOG1-Logic- General	AR-0028	State Pool	11/10/08	Open	0.3034	1,009.15	1,009.15	0.00	1,009.41	1,009.41	0.00	0.00	0.00
LOG2-Logic-Toll Rd.Operations	AR-0029	State Pool	11/10/08	Open	0.3015	1,015.26	1,015.26	0.00	1,015.52	1,015.52	0.00	0.00	0.00
LOG5-Logic-Drainage	AR-0032	State Pool	11/10/08	Open	0.3034	1,008.93	1,008.93	0.00	1,009.19	1,009.19	0.00	0.00	0.00
LOG8-Logic-Road & Bridge	AR-0035	State Pool	11/10/08	Open	0.3033	1,009.35	1,009.35	0.00	1,009.61	1,009.61	0.00	0.00	0.00
State Pool Total						<u>0.2930</u>	<u>685,254.12</u>	<u>0.00</u>	<u>685,424.63</u>	<u>685,424.63</u>	<u>0.00</u>	<u>0.00</u>	<u>0.00</u>
Investment Total						<u>0.5061</u>	<u>187,481,155.81</u>	<u>0.00</u>	<u>225,176,569.26</u>	<u>225,176,569.26</u>	<u>0.00</u>	<u>0.00</u>	<u>0.00</u>

Open Investments
Ft. Bend County
 Effective Interest - Actual Life
 Receipts in Period
 12/31/15

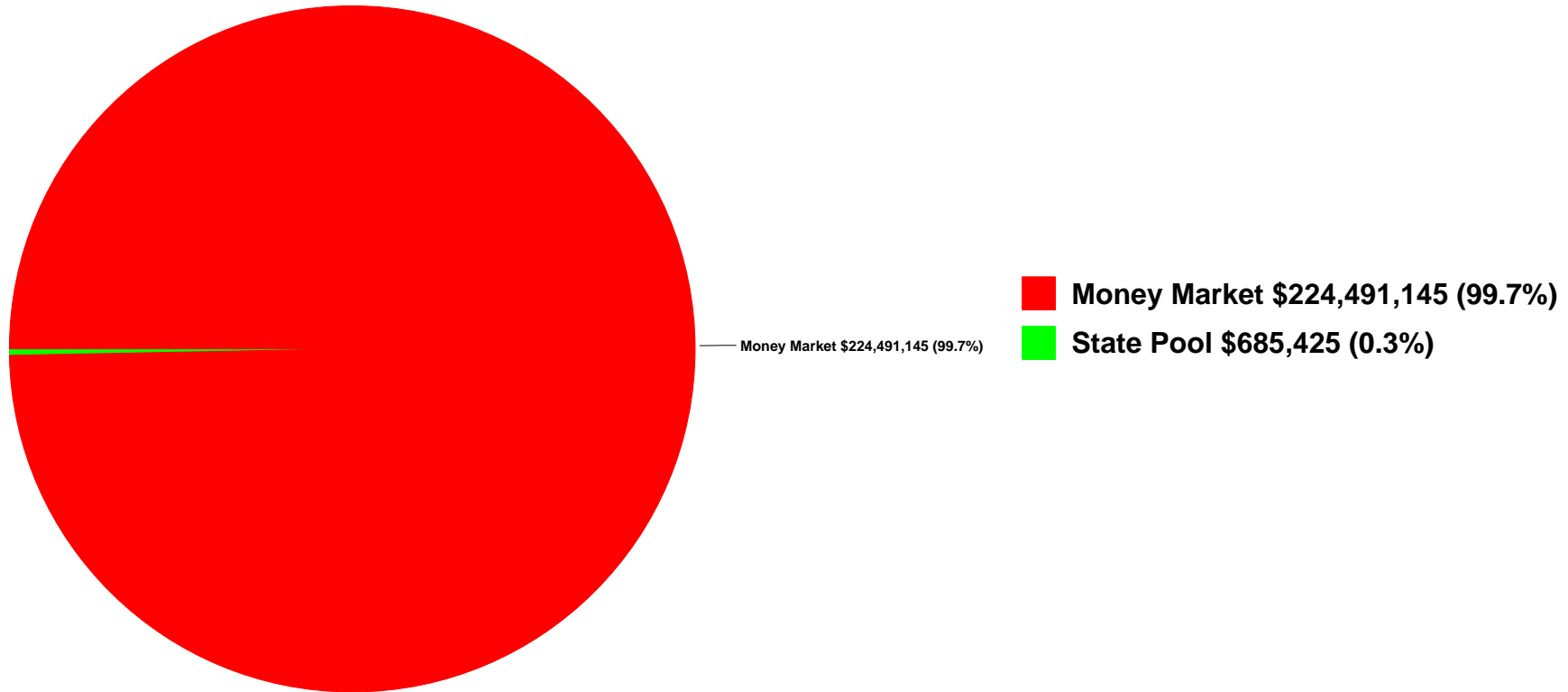
11

CUSIP	Invest Number	Security Description	Invest Class	Purchase Date	Call Date	Purchase Institut	SafeKeep Institut	Issuing Institut	Yield Matur	Yield Call	Original Unit Cost	Original Par Val/Shares	Original Princ/Cost	Orig Prem Discount	Ending Unit Price	Ending Par Val/Shares	Ending Amor Val/Cost	Unamor Prem/Dscent
Money Market																		
Prosperity-Money Market Accts.	AR-0009	Money Market		11/30/03	Open	100	100	100	<u>0.5000</u>	<u>0.5000</u>	<u>1.000000</u>	<u>12,505,577.66</u>	<u>12,505,577.66</u>	<u>0.00</u>	<u>1.000000</u>	<u>224,491,144.63</u>	<u>224,491,144.63</u>	<u>0.00</u>
Money Market Total									<u>0.5000</u>	<u>0.5000</u>	<u>1.000000</u>	<u>12,505,577.66</u>	<u>12,505,577.66</u>	<u>0.00</u>	<u>1.000000</u>	<u>224,491,144.63</u>	<u>224,491,144.63</u>	<u>0.00</u>
State Pool																		
MB02-MBIA General	AR-0015	State Pool		11/01/08	Open	2000	2000	2000	0.2900	0.2900	1.000000	17,374,917.83	17,374,917.83	0.00	1.000000	282,930.79	282,930.79	0.00
MB03-MBIA Road & Bridge	AR-0016	State Pool		11/01/08	Open	2000	2000	2000	0.2900	0.2900	1.000000	2,856,438.24	2,856,438.24	0.00	1.000000	60,627.47	60,627.47	0.00
MB04-MBIA Drainage	AR-0017	State Pool		11/01/08	Open	2000	2000	2000	0.2900	0.2900	1.000000	1,267,218.21	1,267,218.21	0.00	1.000000	43,448.88	43,448.88	0.00
MB06-MBIA Toll Rd. Operations	AR-0019	State Pool		11/01/08	Open	2000	2000	2000	0.2900	0.2900	1.000000	3,143,377.27	3,143,377.27	0.00	1.000000	291,014.29	291,014.29	0.00
TT00-TX TERM General	AR-0022	State Pool		11/01/08	Open	2005	2005	2005	0.2300	0.2300	1.000000	10,006,437.87	10,006,437.87	0.00	1.000000	1,009.85	1,009.85	0.00
TT02-TX TERM Toll Rd. Operation	AR-0024	State Pool		11/01/08	Open	2005	2005	2005	0.2300	0.2300	0.000000	0.00	0.00	0.00	1.000000	1,008.71	1,008.71	0.00
TT04-TX TERM Road & Bridge	AR-0026	State Pool		11/01/08	Open	2005	2005	2005	0.2300	0.2300	1.000000	10,463.28	10,463.28	0.00	1.000000	1,006.87	1,006.87	0.00
TT05-TX TERM Drainage	AR-0027	State Pool		11/01/08	Open	2005	2005	2005	0.2300	0.2300	1.000000	109,774.61	109,774.61	0.00	1.000000	334.04	334.04	0.00
LOG1-Logic- General	AR-0028	State Pool		11/10/08	Open	200	200	200	0.2331	0.2331	1.000000	10,000,000.00	10,000,000.00	0.00	1.000000	1,009.41	1,009.41	0.00
LOG2-Logic-Toll Rd.Operations	AR-0029	State Pool		11/10/08	Open	200	200	200	0.2331	0.2331	1.000000	2,000,000.00	2,000,000.00	0.00	1.000000	1,015.52	1,015.52	0.00
LOG5-Logic-Drainage	AR-0032	State Pool		11/10/08	Open	200	200	200	0.2331	0.2331	1.000000	500,000.00	500,000.00	0.00	1.000000	1,009.19	1,009.19	0.00
LOG8-Logic-Road & Bridge	AR-0035	State Pool		11/10/08	Open	200	200	200	<u>0.2331</u>	<u>0.2331</u>	<u>1.000000</u>	<u>1,000,000.00</u>	<u>1,000,000.00</u>	<u>0.00</u>	<u>1.000000</u>	<u>1,009.61</u>	<u>1,009.61</u>	<u>0.00</u>
State Pool Total									<u>0.2894</u>	<u>0.2894</u>	<u>1.000000</u>	<u>48,268,627.31</u>	<u>48,268,627.31</u>	<u>0.00</u>	<u>1.000000</u>	<u>685,424.63</u>	<u>685,424.63</u>	<u>0.00</u>
Investment Total									<u>0.4994</u>	<u>0.4994</u>	<u>1.000000</u>	<u>60,774,204.97</u>	<u>60,774,204.97</u>	<u>0.00</u>	<u>1.000000</u>	<u>225,176,569.26</u>	<u>225,176,569.26</u>	<u>0.00</u>

Open Investments
Ft. Bend County
Effective Interest - Actual Life
Receipts in Period
12/31/15

By Security

Open Investments \$225,176,569



FBC INVESTMENT TRAILING 12 MONTHS

Open Investments		FARMERS MAC DN	FMC	FHLB	FHLMC	FNMA	FNMA DISCOUNT NOTE	State Pool	Prosperity Money Market	Prosperity - Invst. Acct.
\$ 227,665,515	12/31/2014	\$ -	\$ -	\$ -	\$ -	\$ -	\$ -	\$ 731,686	\$ 226,933,829	\$ -
\$ 303,996,029	1/31/2015	\$ -	\$ -	\$ -	\$ -	\$ -	\$ -	\$ 731,750	\$ 303,264,279	\$ -
\$ 351,770,472	2/28/2015	\$ -	\$ -	\$ -	\$ -	\$ -	\$ -	\$ 731,809	\$ 351,035,663	\$ -
\$ 317,009,378	3/31/2015	\$ -	\$ -	\$ -	\$ -	\$ -	\$ -	\$ 731,884	\$ 316,277,494	\$ -
\$ 303,263,687	4/30/2015	\$ -	\$ -	\$ -	\$ -	\$ -	\$ -	\$ 731,965	\$ 302,531,722	\$ -
\$ 307,420,634	5/31/2015	\$ -	\$ -	\$ -	\$ -	\$ -	\$ -	\$ 732,050	\$ 306,688,584	\$ -
\$ 290,953,215	6/30/2015	\$ -	\$ -	\$ -	\$ -	\$ -	\$ -	\$ 732,137	\$ 290,221,078	\$ -
\$ 276,693,362	7/31/2015	\$ -	\$ -	\$ -	\$ -	\$ -	\$ -	\$ 732,233	\$ 275,961,128	\$ -
\$ 257,022,390	8/31/2015	\$ -	\$ -	\$ -	\$ -	\$ -	\$ -	\$ 684,887	\$ 256,337,503	\$ -
\$ 231,937,487	9/30/2015	\$ -	\$ -	\$ -	\$ -	\$ -	\$ -	\$ 684,996	\$ 231,252,491	\$ -
\$ 210,662,507	10/31/2015	\$ -	\$ -	\$ -	\$ -	\$ -	\$ -	\$ 685,119	\$ 209,977,388	\$ -
\$ 187,481,156	11/30/2015	\$ -	\$ -	\$ -	\$ -	\$ -	\$ -	\$ 685,254	\$ 186,795,902	\$ -
\$ 225,176,569	12/31/2015	\$ -	\$ -	\$ -	\$ -	\$ -	\$ -	\$ 685,425	\$ 224,491,145	\$ -

Wendt, Sandra

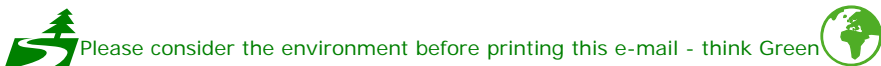
From: Laura Turner (111) <Laura.Turner@prosperitybankusa.com>
Sent: Wednesday, December 02, 2015 7:52 AM
To: Brogdon, Jennifer; Elster, Melissa; Schultz, Patsy; Matheaus, Robin; Wendt, Sandra
Subject: December Interest Rates

In accordance to the Depository bid, the variable interest rate for the month of December will reflect the change in the 91 day t-bill rate. The 91 day t-bill investment rate is 0.142%. Rate paid will be 0.75% on the General Operating Account and 0.43% (0.142% + .29) on all other accounts.

Thank you,
Laura

Laura Turner 

Assistant Vice President
Lending Assistant
Prosperity Bank
Sugar Land Banking Center
14060 Southwest Freeway
Sugar Land, TX 77478
Phone: 281-269-7200
Direct: 281-269-7254
Fax: 281-269-7108
Email: laura.turner@prosperitybankusa.com
NYSE: PB



This transmission may contain information that is privileged, confidential and or exempt from disclosure under applicable law. If you are not the intended recipient, you are hereby notified that any disclosure, copying, distribution or use of the information contained herein (including any reliance thereon) is **STRICTLY PROHIBITED**. If you received this transmission in error, please immediately contact the sender and destroy the material in its entirety, whether in electronic or hard copy format. Thank you.



Daily Rates

December 2015

TXCLASS

Average Monthly Yield: 0.29%

Date	Dividend Rate	Annual Yield
01-Dec-15	0.000006997	0.26%
02-Dec-15	0.000006780	0.25%
03-Dec-15	0.000007158	0.26%
04-Dec-15	0.000007259	0.27%
05-Dec-15	0.000007259	0.27%
06-Dec-15	0.000007259	0.27%
07-Dec-15	0.000007323	0.27%
08-Dec-15	0.000007584	0.28%
09-Dec-15	0.000007728	0.28%
10-Dec-15	0.000007499	0.27%
11-Dec-15	0.000007378	0.27%
12-Dec-15	0.000007378	0.27%
13-Dec-15	0.000007378	0.27%
14-Dec-15	0.000007494	0.27%
15-Dec-15	0.000007760	0.28%
16-Dec-15	0.000008003	0.29%
17-Dec-15	0.000008116	0.30%
18-Dec-15	0.000008145	0.30%
19-Dec-15	0.000008145	0.30%
20-Dec-15	0.000008145	0.30%
21-Dec-15	0.000008336	0.31%
22-Dec-15	0.000008336	0.31%
23-Dec-15	0.000008635	0.32%
24-Dec-15	0.000008883	0.33%
25-Dec-15	0.000008883	0.33%
26-Dec-15	0.000008883	0.33%
27-Dec-15	0.000008883	0.33%
28-Dec-15	0.000009133	0.33%
29-Dec-15	0.000009429	0.35%
30-Dec-15	0.000009448	0.35%
31-Dec-15	0.000009429	0.35%

Current Rates:

As of December 31, 2015

Current Yield¹	<u>0.28%</u>
One-Day Yield¹	<u>0.29%</u>
Allocation Factor¹	<u>0.000007970</u>

Historical Rates:

Monthly Distribution Yields²

	2006	2007	2008	2009	2010	2011	2012	2013	2014	2015
January	4.25%	5.25%	4.27%	1.14%	0.17%	0.14%	0.08%	0.12%	0.04%	0.07%
February	4.48%	5.28%	3.57%	0.83%	0.17%	0.17%	0.10%	0.10%	0.04%	0.08%
March	4.55%	5.29%	2.98%	0.74%	0.18%	0.14%	0.10%	0.10%	0.04%	0.09%
April	4.72%	5.26%	2.51%	0.63%	0.19%	0.10%	0.10%	0.08%	0.04%	0.09%
May	4.87%	5.23%	2.36%	0.55%	0.19%	0.09%	0.12%	0.08%	0.04%	0.09%
June	4.98%	5.26%	2.26%	0.50%	0.21%	0.09%	0.13%	0.05%	0.04%	0.09%
July	5.16%	5.25%	2.29%	0.42%	0.23%	0.06%	0.13%	0.05%	0.05%	0.10%
August	5.20%	5.25%	2.39%	0.41%	0.24%	0.08%	0.13%	0.05%	0.06%	0.11%
September	5.24%	5.15%	2.38%	0.37%	0.21%	0.07%	0.13%	0.05%	0.06%	0.13%
October	5.25%	4.99%	2.65%	0.27%	0.19%	0.07%	0.13%	0.04%	0.06%	0.15%
November	5.25%	4.80%	2.13%	0.26%	0.17%	0.08%	0.13%	0.04%	0.06%	0.15%
December	5.25%	4.53%	1.79%	0.23%	0.15%	0.11%	0.13%	0.04%	0.07%	0.23%

**Call Toll-Free
1-866-TEX-TERM**

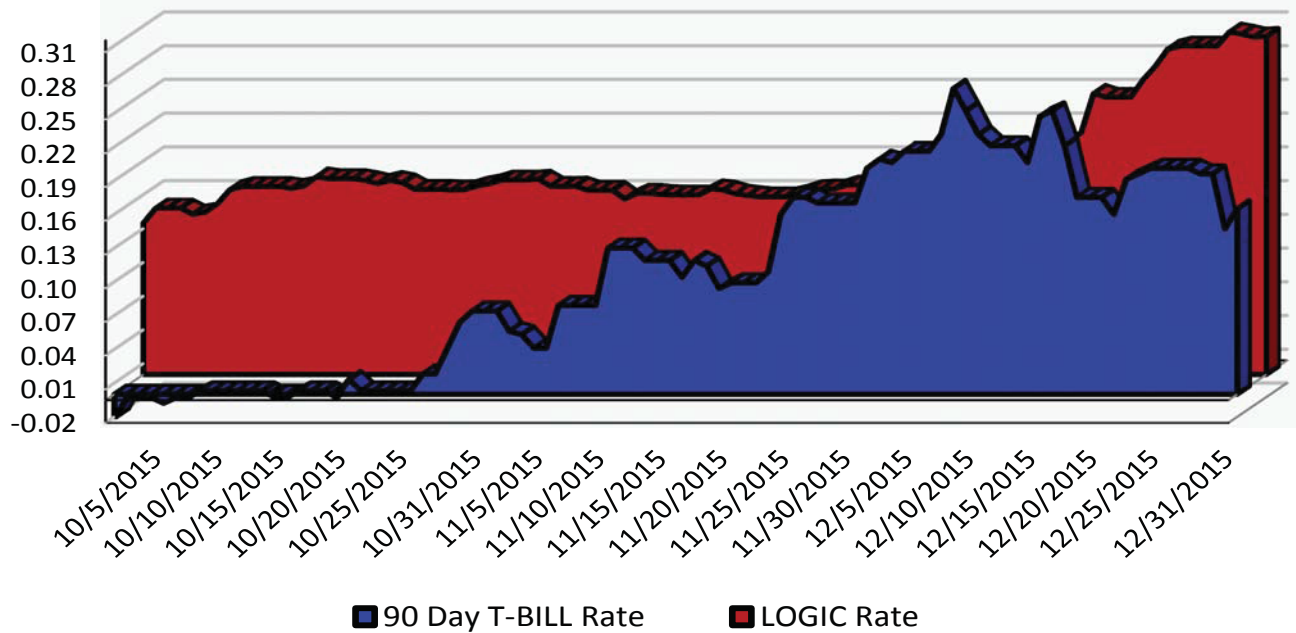
Past performance is not indicative of future results and yields may vary.

(1) The current yield, which is also known as the current annualized yield or current seven-day yield, represents the net change, exclusive of capital changes and income other than investment income, in the value of a hypothetical account with a balance of one share (normally \$1.00 per share) over a seven-day base period expressed as a percentage of the value of one share at the beginning of the seven-day period. This resulting net change in account value is then annualized by multiplying it by 365 and dividing the result by 7. The yields shown may reflect fee waivers by service providers that subsidize and reduce the total operating expenses of the TexasDAILY portfolio. Portfolio yields would be lower if there were no such waivers. The allocation factor represents the daily net income dividend declared by the TexasDAILY portfolio divided by the portfolio's daily net assets. The one-day yield represents the allocation factor of the TexasDAILY portfolio divided by the daily net asset value per share (normally \$1.00) multiplied by 365. Unlike the current yield—which excludes capital changes and income other than investment income—the allocation factor and one-day yield are inclusive of capital changes and any income other than investment income.

(2) The monthly distribution yield represents the sum of a month's one-day allocation factors divided by the number of days in that month, and multiplied by 365. The yields shown may reflect fee waivers by service providers that subsidize and reduce the total operating expenses of the TexasDAILY portfolio. Portfolio yields would be lower if there were no such waivers.

*This information is for institutional investor use only, not for further distribution to retail investors, and does not represent an offer to sell or a solicitation of an offer to buy or sell any fund or other security. Investors should consider the Pool's investment objectives, risks, charges and expenses before investing. This and other information about the Pool is available in the Pool's Information Statement, which should be read carefully before investing. A copy of the Pool's Information Statement may be obtained by calling 1-866-839-8376 or is available on the Pool's website at www.texasterm.net. While TexasDAILY seeks to maintain a stable net asset value of \$1.00 per share and TexasTERM seeks to achieve a net asset value of \$1.00 per share at its stated maturity, it is possible to lose money investing in the Pool. An investment in the Pool is not insured or guaranteed by the Federal Deposit Insurance Corporation or any other government agency. Shares of the Pool are distributed by **PFM Fund Distributors, Inc.**, member Financial Industry Regulatory Authority (FINRA) (www.finra.org) and Securities Investor Protection Corporation (SIPC) (www.sipc.org). PFM Fund Distributors, Inc. is a wholly owned subsidiary of PFM Asset Management LLC.*

LOGIC versus 90-Day Treasury Bill



This material is for information purposes only. This information does not represent an offer to buy or sell a security. The above rate information is obtained from sources that are believed to be reliable; however, its accuracy or completeness may be subject to change. The LOGIC management fee may be waived in full or in part at the discretion of the LOGIC co-administrators and the LOGIC rate for the period shown reflects waiver of fees. This table represents historical investment performance/return to the customer, net of fees, and is not an indication of future performance. An investment in the security is not insured or guaranteed by the Federal Deposit Insurance Corporation or any other government agency. Although the issuer seeks to preserve the value of an investment at \$1.00 per share, it is possible to lose money by investing in the security. Information about these and other program details are in the fund's Information Statement which should be read carefully before investing. The yield on the 90-Day Treasury Bill ("T-Bill Yield") is shown for comparative purposes only. When comparing the investment returns of the LOGIC pool to the T-Bill Yield, you should know that the LOGIC pool consist of allocations of specific diversified securities as detailed in the respective Information Statements. The T-Bill Yield is taken from Bloomberg Finance L.P. and represents the daily closing yield on the then current 90-day T-Bill.

Daily Summary for December 2015

Date	Mny Mkt Fund Equiv. [SEC Std.]	Daily Allocation Factor	LOGIC Invested Balance	Market Value Per Share	WAM Days (1)*	WAM Days (2)*
12/1/2015	0.1718%	0.000004708	\$3,406,636,651.58	0.999998	39	51
12/2/2015	0.1847%	0.000005061	\$3,416,342,863.97	0.999987	44	56
12/3/2015	0.1849%	0.000005066	\$3,415,192,934.60	0.999979	43	56
12/4/2015	0.1852%	0.000005075	\$3,404,107,647.74	0.999953	41	53
12/5/2015	0.1852%	0.000005075	\$3,404,107,647.74	0.999953	41	53
12/6/2015	0.1852%	0.000005075	\$3,404,107,647.74	0.999953	41	53
12/7/2015	0.1903%	0.000005214	\$3,409,886,807.67	0.999951	40	53
12/8/2015	0.1863%	0.000005105	\$3,672,155,105.39	0.999935	40	51
12/9/2015	0.2022%	0.000005541	\$3,665,772,756.48	0.999935	41	52
12/10/2015	0.1906%	0.000005223	\$3,901,714,130.63	0.999933	39	49
12/11/2015	0.1866%	0.000005113	\$3,885,450,372.53	0.999903	37	47
12/12/2015	0.1866%	0.000005113	\$3,885,450,372.53	0.999903	37	47
12/13/2015	0.1866%	0.000005113	\$3,885,450,372.53	0.999903	37	47
12/14/2015	0.1885%	0.000005165	\$3,883,715,657.56	0.999915	36	47
12/15/2015	0.2070%	0.000005672	\$3,816,073,669.83	0.999929	37	47
12/16/2015	0.2152%	0.000005897	\$3,808,811,833.52	0.999928	36	47
12/17/2015	0.2499%	0.000006846	\$3,753,359,782.86	0.999920	36	47
12/18/2015	0.2464%	0.000006752	\$3,739,304,053.69	0.999888	34	45
12/19/2015	0.2464%	0.000006752	\$3,739,304,053.69	0.999888	34	45
12/20/2015	0.2464%	0.000006752	\$3,739,304,053.69	0.999888	34	45
12/21/2015	0.2619%	0.000007176	\$3,747,565,512.79	0.999915	36	46
12/22/2015	0.2740%	0.000007507	\$3,805,099,750.85	0.999945	37	47
12/23/2015	0.2892%	0.000007923	\$3,789,518,595.90	0.999952	38	47
12/24/2015	0.2920%	0.000008001	\$3,788,611,123.17	0.999930	35	45
12/25/2015	0.2920%	0.000008001	\$3,788,611,123.17	0.999930	35	45
12/26/2015	0.2920%	0.000008001	\$3,788,611,123.17	0.999930	35	45
12/27/2015	0.2920%	0.000008001	\$3,788,611,123.17	0.999930	35	45
12/28/2015	0.3045%	0.000008343	\$3,671,912,650.40	0.999963	36	47
12/29/2015	0.3025%	0.000008288	\$3,673,903,408.78	0.999973	35	46
12/30/2015	0.3000%	0.000008220	\$3,840,285,234.70	0.999981	33	43
12/31/2015	0.3006%	0.000008236	\$3,937,397,581.06	0.999960	29	39
Average	0.2331%	0.000006388	\$3,705,044,375.58		37	48

Prosperity Bank
Money Market Accounts
December 31, 2015

FUND	DESCRIPTION	BEGINNING BALANCE	DEPOSITS	WITH- DRAWALS	INTEREST	ENDING BALANCE
100	General Operating	37,105,754.32	61,386,046.70	52,954,235.24	21,367.97	45,558,933.75
150	Juvenile Operations	802,689.12	13,592,701.22	1,403,022.74	2,609.71	12,994,977.31
155	Road & Bridge	6,337,481.83	4,912,486.09	1,805,485.21	2,654.79	9,447,137.50
160	Drainage District	6,726,922.23	2,611,358.98	972,696.41	2,660.83	8,368,245.63
165	Lateral Road	738,266.88	-	-	270.87	738,537.75
170	Statue Restoration	4,292.34	-	-	1.57	4,293.91
175	City Water Assistance	23,970.98	270.00	384.18	8.76	23,865.56
185	Entex Contributions	1.15	2,400.00	-	0.03	2,401.18
190	H L & P Assistance	24,266.76	-	8,863.97	6.64	15,409.43
195	County Law Library	1,183,852.59	24,655.60	31,728.19	434.41	1,177,214.41
200	Law Enforcement Academy	607,302.25	9,580.00	8,498.10	223.44	608,607.59
360	Law Enforcement Training	106,717.70	-	-	39.16	106,756.86
215	Library Donations	121,391.28	959.52	5,518.76	43.57	116,875.61
225	FBC Asset Forfeiture-Task-State	549,087.82	-	10,829.81	198.99	538,457.00
235	Probate Court Training	85,822.50	485.00	-	31.59	86,339.09
245	Alert Program-Juvenile	50,608.11	-	-	18.57	50,626.68
255	D A Asset Forfeiture-Fed.	543.85	-	131.23	0.19	412.81
265	Gus George Memorial	1,957.04	-	-	0.72	1,957.76
275	D A Special Fund Run	17,824.80	-	-	6.54	17,831.34
280	Co.Atty.Supplemental Salary	212,445.69	-	6,491.83	76.69	206,030.55
290	VIT Interest (Tax Coll)	2,554.98	-	600.00	0.82	1,955.80
300	FBC Elections	968,493.26	13,053.00	3,277.87	359.03	978,627.42
305	FBC Asset Forfeiture-Task-Fed.	20,371.96	-	1,195.00	7.26	19,184.22
310	Sheriff Ofc/Forfeiture-Assets-St.	434,750.10	-	615.90	159.44	434,293.64
315	Sheriff Ofc/Forfeiture-Assets-Fed.	534,292.96	-	5,208.80	195.24	529,279.40
320	Constable Pct. 2 F/A	2,327.93	-	-	0.85	2,328.78
335	DA Asset Forfeiture-State	227,048.24	-	5,388.17	82.28	221,742.35
810	Toll Road Operations	49,494,506.79	4,764,027.70	1,654,959.47	18,728.51	52,622,303.53
390	Child Protective Service IV-E	100,984.42	285.34	3,922.51	36.11	97,383.36
402	Hope 3 Program Sales	5,452.73	-	-	2.00	5,454.73
410	Child Support IVD Reimb.	228,827.74	1,811.74	-	84.19	230,723.67
415	Local Law Enf.Block Grant	86,410.82	-	7,958.89	30.85	78,482.78

Prosperity Bank
Money Market Accounts
December 31, 2015

440	Supervision	1,824,095.87	1,026,174.53	633,562.60	823.43	2,217,531.23
205	Surface Water Supply Corp.	7,757.67	-	-	2.85	7,760.52
TREA	Treasurer's Account	566,397.98	10,861,544.72	11,427,942.70	940.08	940.08
INVE	FBC Investment Account	-	-	-	-	-
850M	Boon-Chapman Medical	1,075,603.08	3,000,354.14	2,716,737.84	393.44	1,359,612.82
850D	Boon-Chapman Dental	345,602.45	150,821.69	160,132.63	123.89	336,415.40
882	Boon-Chapman 125	112,193.39	59,195.21	34,519.35	47.68	136,916.93
884	Fee Officer's Account	2,232,205.65	1,494,307.68	1,558,158.43	-	2,168,354.90
912	JP Credit Card Processing	46,043.21	187,077.88	183,745.61	21.26	49,396.74
908	EMS Credit Card Processing	11,033.86	10,925.84	11,033.86	4.69	10,930.53
600/605	Debt Service Account	3,361,198.75	7,540,612.53	500.00	2,257.27	10,903,568.55
GAS	FBC Fuel Account (Susser)	2.03	138,210.55	138,212.58	3.27	3.27
734	2009 Justice Center Const.Bnds	7,407.35	-	1,128.50	2.49	6,281.34
332	Fire Marshal St. Ass't. Forfeiture	654.22	-	-	0.24	654.46
JPEF	JP #4 E-Filing	0.05	1,621.75	985.30	0.20	636.70
DACC	D A Credit Card Processing	2,152.45	4,829.22	5,350.81	0.83	1,631.69
PTCC	Public Transportation Credit Cards	202.92	584.08	713.78	0.06	73.28
CSCC	CSCD Credit Card	63,794.08	90,931.67	78,912.50	19.69	75,832.94
LBCC	Library Credit Card	2,548.05	9,418.29	8,411.09	1.18	3,556.43
JUCC	Juvenile Credit Card	611.17	2,391.50	1,757.97	0.40	1,245.10
815	Grand Pkwy Toll Road Ops	12,638,352.95	3,341,267.89	604,728.21	4,975.94	15,379,868.57
145	Emergency Svc Dist 100	4,170,389.95	-	-	1,530.13	4,171,920.08
130	Assistant Dist Number 1	9,907,002.19	263,886.50	1,250.00	3,700.06	10,173,338.75
131	Assistant Dist Number 2	1,764,245.74	53,797.10	833.00	660.38	1,817,870.22
133	Assistant Dist Number 4	368,758.44	13,887.24	350.00	138.63	382,434.31
134	Assistant Dist Number 5	76,297.63	3,289.49	350.00	28.69	79,265.81
800S	Sr. Lien Toll Rd Rev Bonds 2012	1,415,773.80	-	8,721.00	517.65	1,407,570.45
805	Grand Pkwy Toll RD Rev Bond	6,027,129.23	-	19,925.66	2,204.30	6,009,407.87
206	Industrial Development Corp	226,134.39	-	-	82.97	226,217.36
135	Assistant Dist Number 6	1,812,587.43	96,898.42	7,300.00	687.77	1,902,873.62
CCCS	Non Fee Officer CC Clearing Acct	19,479.72	23,639.59	19,479.72	7.43	23,647.02
801	Sr. Lien Toll Rd Rev Bonds 2014	21,572,121.07	-	625,514.21	7,855.64	20,954,462.50
740	Mobility Projects Bond 2015	10,310,899.76	325,251.31	1,265,464.00	3,560.60	9,374,247.67

Prosperity Bank
Money Market Accounts
December 31, 2015

JPMT	Juror Payments	20,003.99	7,953.00	7,956.99	6.09	20,006.09
	Engineering Permitting E-Check	-	-	-	-	-
	East FBC Development	-	-	-	-	-
	Total	186,795,901.69	116,028,992.71	78,414,690.62	80,940.85	224,491,144.63