

Investment Report

Ft. Bend County


12/01/16 - 12/31/16


1

This report summarizes the investment position of Ft. Bend County for the period 12/01/16 to 12/31/16.

	11/30/16	12/31/16
Book Value	304,497,868.25	325,572,163.06
Market Value	304,215,675.48	325,286,066.70
Par Value	304,492,130.48	325,566,776.70
Change in Market Value		-4,255.00
Weighted Average Maturity (in Days)	78	69
Weighted Average Yield-to-Maturity of Portfolio	0.7849%	0.8308%
Yield-to-Maturity of	0.0000%	0.0000%
Accrued Interest		27,155.00

This report is presented in accordance with the Texas Government Code Title 10 Section 2256.023. The below signed hereby certify that, to the best of their knowledge on the date this report was created, Ft. Bend County is in compliance with the provisions of Government Code 2256 and with the stated policies and strategies of Ft. Bend County.


 _____ 2-6-17
 Director of Finance & Investments Date

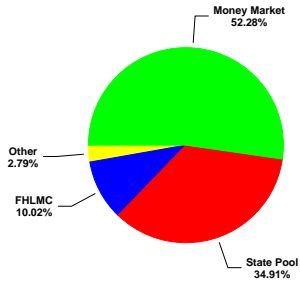

 _____ 2/6/2017
 County Treasurer Date

Investment Report

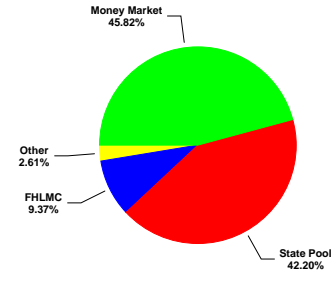
Ft. Bend County

12/01/16 - 12/31/16

Portfolio Composition - 11/30/16



Portfolio Composition - 12/31/16




Maturity Aging - 11/30/16 vs 12/31/16



■ Previous Period ■ Current Period

Portfolio Performance - 12/01/16 to 12/31/16



■ Portfolio ■ Series2

GASB 31 Compliance
Ft. Bend County
Effective Interest - Actual Life
Receipts in Period
12/01/16 - 12/31/16

CUSIP	Invest Number	Security Description	Purchase Date	Sale Date	Valuation Method	Yield Earned	Price Source 12/01/16	Beginning Unit Price	Par Value On 12/01/16	Reported Value 12/01/16	Purchase Cost	Sales Proceeds	Ending Unit Price	Par Value On 12/31/16	Price Source 12/31/16	Reported Value 12/31/16	Change in Fair Value	Interest	Net Investment Income
3137BARA3	16-0001	FHLMC 0.75 04/09/18	06/29/16	Open	Fair Value	1.0968	FTI	0.996020	6,000,000.00	5,976,120.00	0.00	0.00	0.996310	6,000,000.00	FTI	5,977,860.00	1,740.00	3,750.00	5,490.00
3134GSH42	16-0002	FHLMC 0.70 12/29/17	06/30/16	Open	Fair Value	0.9160	FTI	0.995380	10,000,000.00	9,953,800.00	0.00	0.00	0.995560	10,000,000.00	FTI	9,955,600.00	1,800.00	5,833.33	7,633.33
3134GSG76	16-0003	FHLMC 0.80 06/29/18	06/30/16	Open	Fair Value	0.3800	FTI	0.993300	14,500,000.00	14,402,850.00	0.00	0.00	0.992950	14,500,000.00	FTI	14,397,775.00	-5,075.00	9,666.67	4,591.67
3133BGJX4	16-0004	FFCB 1.08 07/05/19	07/05/16	Open	Fair Value	0.7084	FTI	0.987150	8,500,000.00	8,390,775.00	0.00	0.00	0.986830	8,500,000.00	FTI	8,388,055.00	-2,720.00	7,905.00	5,185.00
Prosperity-Money Market Accts.	AR-0009	Money Market	11/30/03	Open	Fair Value	0.6657	Manual	1.000000	159,187,482.89	159,187,482.89	0.00	10,022,696.14	1.000000	149,164,786.75	Manual	149,164,786.75	0.00	89,566.47	89,566.47
MB02-MBIA General	AR-0015	State Pool	11/01/08	Open	Fair Value	0.8857	Manual	1.000000	284,587.01	284,587.01	0.00	-213.49	1.000000	284,800.50	Manual	284,800.50	0.00	213.49	213.49
MB03-MBIA Road & Bridge	AR-0016	State Pool	11/01/08	Open	Fair Value	0.7778	Manual	1.000000	7,977,235.94	7,977,235.94	0.00	994,766.07	1.000000	6,982,469.87	Manual	6,982,469.87	0.00	5,233.93	5,233.93
MB04-MBIA Drainage	AR-0017	State Pool	11/01/08	Open	Fair Value	0.8856	Manual	1.000000	7,158,310.93	7,158,310.93	0.00	-5,369.75	1.000000	7,163,680.68	Manual	7,163,680.68	0.00	5,369.75	5,369.75
MB06-MBIA Toll Rd. Operations	AR-0019	State Pool	11/01/08	Open	Fair Value	0.8856	Manual	1.000000	8,309,177.07	8,309,177.07	0.00	-6,233.06	1.000000	8,315,410.13	Manual	8,315,410.13	0.00	6,233.06	6,233.06
TT00-TX TERM General	AR-0022	State Pool	11/01/08	Open	Fair Value	0.5007	Manual	1.000000	1,013.87	1,013.87	0.00	-0.43	1.000000	1,014.30	Manual	1,014.30	0.00	0.43	0.43
TT02-TX TERM Toll Rd. Operation	AR-0024	State Pool	11/01/08	Open	Fair Value	0.5013	Manual	1.000000	1,012.71	1,012.71	0.00	-0.43	1.000000	1,013.14	Manual	1,013.14	0.00	0.43	0.43
TT04-TX TERM Road & Bridge	AR-0026	State Pool	11/01/08	Open	Fair Value	0.5022	Manual	1.000000	1,010.87	1,010.87	0.00	-0.43	1.000000	1,011.30	Manual	1,011.30	0.00	0.43	0.43
TT05-TX TERM Drainage	AR-0027	State Pool	11/01/08	Open	Fair Value	0.4929	Manual	1.000000	335.37	335.37	0.00	-0.14	1.000000	335.51	Manual	335.51	0.00	0.14	0.14
LOG1-Logic- General	AR-0028	State Pool	11/10/08	Open	Fair Value	0.8723	Manual	1.000000	1,015.06	1,015.06	0.00	-0.75	1.000000	1,015.81	Manual	1,015.81	0.00	0.75	0.75
LOG2-Logic-Toll Rd.Operations	AR-0029	State Pool	11/10/08	Open	Fair Value	0.8786	Manual	1.000000	1,021.22	1,021.22	0.00	-0.76	1.000000	1,021.98	Manual	1,021.98	0.00	0.76	0.76
LOG5-Logic-Drainage	AR-0032	State Pool	11/10/08	Open	Fair Value	0.8725	Manual	1.000000	1,014.84	1,014.84	0.00	-0.75	1.000000	1,015.59	Manual	1,015.59	0.00	0.75	0.75
LOG8-Logic-Road & Bridge	AR-0035	State Pool	11/10/08	Open	Fair Value	0.8722	Manual	1.000000	1,015.26	1,015.26	0.00	-0.75	1.000000	1,016.01	Manual	1,016.01	0.00	0.75	0.75
MB12-MBIA ESD 100 AGREEMENT	AR-0041	State Pool	08/31/16	Open	Fair Value	0.8856	Manual	1.000000	3,907,946.59	3,907,946.59	0.00	-2,931.50	1.000000	3,910,878.09	Manual	3,910,878.09	0.00	2,931.50	2,931.50
MB13-MBIA ASSISTANCE DIST #1	AR-0042	State Pool	08/31/16	Open	Fair Value	0.8856	Manual	1.000000	10,020,375.89	10,020,375.89	0.00	-7,516.72	1.000000	10,027,892.61	Manual	10,027,892.61	0.00	7,516.72	7,516.72
MB14-MBIA GR PARKWAY OPERATIONS	AR-0043	State Pool	08/31/16	Open	Fair Value	0.8856	Manual	1.000000	8,517,319.52	8,517,319.52	0.00	-6,389.21	1.000000	8,523,708.73	Manual	8,523,708.73	0.00	6,389.21	6,389.21
MB15-FACILITIES BONDS 2016	AR-0044	State Pool	08/31/16	Open	Fair Value	0.8856	Manual	1.000000	30,061,127.72	30,061,127.72	0.00	-22,550.12	1.000000	30,083,677.84	Manual	30,083,677.84	0.00	22,550.12	22,550.12
MB16-MOBILITY BONDS 2016	AR-0045	State Pool	08/31/16	Open	Fair Value	0.8361	Manual	1.000000	30,061,127.72	30,061,127.72	0.00	2,978,779.59	1.000000	27,082,348.13	Manual	27,082,348.13	0.00	21,220.41	21,220.41
MB17 - SR LIEN BOND 2016	AR-0046	State Pool	12/09/16	Open	Fair Value	0.8948	Manual	0.000000	0.00	0.00	35,000,000.00	-19,679.73	1.000000	35,019,679.73	Manual	35,019,679.73	0.00	19,679.73	19,679.73
Investment Total						0.7514		0.999092	304,492,130.48	304,215,675.48	35,000,000.00	13,925,353.78	0.999138	325,566,776.70		325,286,066.70	-4,285.00	214,063.83	209,808.83

Portfolio Position
Ft. Bend County
Effective Interest - Actual Life
Receipts in Period
12/01/16 - 12/31/16

CUSIP	Invest Number	Security Description	Purchase Date	Call Date	Par Value On 12/01/16	Par Value On 12/31/16	Market Val On 12/01/16	Market Val On 12/31/16	Purchase Cost	Sales Proceeds	Original Princ/Cost	Amor Value On 12/01/16	Amor Value On 12/31/16
130 - Assistance Dist #1													
State Pool													
MB13-MBIA ASSISTANCE DIST #1	AR-0042	State Pool	08/31/16	Open	<u>10,020,375.89</u>	<u>10,027,892.61</u>	<u>10,020,375.89</u>	<u>10,027,892.61</u>	<u>0.00</u>	<u>0.00</u>	<u>10,000,000.00</u>	<u>10,020,375.89</u>	<u>10,027,892.61</u>
State Pool Total					<u>10,020,375.89</u>	<u>10,027,892.61</u>	<u>10,020,375.89</u>	<u>10,027,892.61</u>	<u>0.00</u>	<u>0.00</u>	<u>10,000,000.00</u>	<u>10,020,375.89</u>	<u>10,027,892.61</u>
130 - Assistance Dist #1 Total					<u>10,020,375.89</u>	<u>10,027,892.61</u>	<u>10,020,375.89</u>	<u>10,027,892.61</u>	<u>0.00</u>	<u>0.00</u>	<u>10,000,000.00</u>	<u>10,020,375.89</u>	<u>10,027,892.61</u>
145 - ESD 100 Agreement													
State Pool													
MB12-MBIA ESD 100 AGREEMENT	AR-0041	State Pool	08/31/16	Open	<u>3,907,946.59</u>	<u>3,910,878.09</u>	<u>3,907,946.59</u>	<u>3,910,878.09</u>	<u>0.00</u>	<u>0.00</u>	<u>3,900,000.00</u>	<u>3,907,946.59</u>	<u>3,910,878.09</u>
State Pool Total					<u>3,907,946.59</u>	<u>3,910,878.09</u>	<u>3,907,946.59</u>	<u>3,910,878.09</u>	<u>0.00</u>	<u>0.00</u>	<u>3,900,000.00</u>	<u>3,907,946.59</u>	<u>3,910,878.09</u>
145 - ESD 100 Agreement Total					<u>3,907,946.59</u>	<u>3,910,878.09</u>	<u>3,907,946.59</u>	<u>3,910,878.09</u>	<u>0.00</u>	<u>0.00</u>	<u>3,900,000.00</u>	<u>3,907,946.59</u>	<u>3,910,878.09</u>
810 - FBC Toll Road Operations													
State Pool													
TT02-TX TERM Toll Rd. Operation	AR-0024	State Pool	11/01/08	Open	<u>0.00</u>	<u>0.00</u>	<u>0.00</u>	<u>0.00</u>	<u>0.00</u>	<u>0.00</u>	<u>0.00</u>	<u>0.00</u>	<u>0.00</u>
State Pool Total					<u>0.00</u>	<u>0.00</u>	<u>0.00</u>	<u>0.00</u>	<u>0.00</u>	<u>0.00</u>	<u>0.00</u>	<u>0.00</u>	<u>0.00</u>
810 - FBC Toll Road Operations Total					<u>0.00</u>	<u>0.00</u>	<u>0.00</u>	<u>0.00</u>	<u>0.00</u>	<u>0.00</u>	<u>0.00</u>	<u>0.00</u>	<u>0.00</u>
742 - Facilities Bond Projects 2016													
State Pool													
MB15-FACILITIES BONDS 2016	AR-0044	State Pool	08/31/16	Open	<u>30,061,127.72</u>	<u>30,083,677.84</u>	<u>30,061,127.72</u>	<u>30,083,677.84</u>	<u>0.00</u>	<u>0.00</u>	<u>30,000,000.00</u>	<u>30,061,127.72</u>	<u>30,083,677.84</u>
State Pool Total					<u>30,061,127.72</u>	<u>30,083,677.84</u>	<u>30,061,127.72</u>	<u>30,083,677.84</u>	<u>0.00</u>	<u>0.00</u>	<u>30,000,000.00</u>	<u>30,061,127.72</u>	<u>30,083,677.84</u>
742 - Facilities Bond Projects 2016 Total					<u>30,061,127.72</u>	<u>30,083,677.84</u>	<u>30,061,127.72</u>	<u>30,083,677.84</u>	<u>0.00</u>	<u>0.00</u>	<u>30,000,000.00</u>	<u>30,061,127.72</u>	<u>30,083,677.84</u>
815 - Grand Parkway Operations													
State Pool													
MB14-MBIA GR PARKWAY OPERATIONS	AR-0043	State Pool	08/31/16	Open	<u>8,517,319.52</u>	<u>8,523,708.73</u>	<u>8,517,319.52</u>	<u>8,523,708.73</u>	<u>0.00</u>	<u>0.00</u>	<u>8,500,000.00</u>	<u>8,517,319.52</u>	<u>8,523,708.73</u>
State Pool Total					<u>8,517,319.52</u>	<u>8,523,708.73</u>	<u>8,517,319.52</u>	<u>8,523,708.73</u>	<u>0.00</u>	<u>0.00</u>	<u>8,500,000.00</u>	<u>8,517,319.52</u>	<u>8,523,708.73</u>
815 - Grand Parkway Operations Total					<u>8,517,319.52</u>	<u>8,523,708.73</u>	<u>8,517,319.52</u>	<u>8,523,708.73</u>	<u>0.00</u>	<u>0.00</u>	<u>8,500,000.00</u>	<u>8,517,319.52</u>	<u>8,523,708.73</u>
LOG5 - LOGIC DRAINAGE													
State Pool													
LOG5-Logic-Drainage	AR-0032	State Pool	11/10/08	Open	<u>1,014.84</u>	<u>1,015.59</u>	<u>1,014.84</u>	<u>1,015.59</u>	<u>0.00</u>	<u>0.00</u>	<u>500,000.00</u>	<u>1,014.84</u>	<u>1,015.59</u>
State Pool Total					<u>1,014.84</u>	<u>1,015.59</u>	<u>1,014.84</u>	<u>1,015.59</u>	<u>0.00</u>	<u>0.00</u>	<u>500,000.00</u>	<u>1,014.84</u>	<u>1,015.59</u>
LOG5 - LOGIC DRAINAGE Total					<u>1,014.84</u>	<u>1,015.59</u>	<u>1,014.84</u>	<u>1,015.59</u>	<u>0.00</u>	<u>0.00</u>	<u>500,000.00</u>	<u>1,014.84</u>	<u>1,015.59</u>
LOG1 - LOGIC GENERAL													
State Pool													
LOG1-Logic- General	AR-0028	State Pool	11/10/08	Open	<u>1,015.06</u>	<u>1,015.81</u>	<u>1,015.06</u>	<u>1,015.81</u>	<u>0.00</u>	<u>0.00</u>	<u>10,000,000.00</u>	<u>1,015.06</u>	<u>1,015.81</u>
State Pool Total					<u>1,015.06</u>	<u>1,015.81</u>	<u>1,015.06</u>	<u>1,015.81</u>	<u>0.00</u>	<u>0.00</u>	<u>10,000,000.00</u>	<u>1,015.06</u>	<u>1,015.81</u>
LOG1 - LOGIC GENERAL Total					<u>1,015.06</u>	<u>1,015.81</u>	<u>1,015.06</u>	<u>1,015.81</u>	<u>0.00</u>	<u>0.00</u>	<u>10,000,000.00</u>	<u>1,015.06</u>	<u>1,015.81</u>
LOG8 - LOGIC ROAD & BRIDGE													
State Pool													
LOG8-Logic-Road & Bridge	AR-0035	State Pool	11/10/08	Open	<u>1,015.26</u>	<u>1,016.01</u>	<u>1,015.26</u>	<u>1,016.01</u>	<u>0.00</u>	<u>0.00</u>	<u>1,000,000.00</u>	<u>1,015.26</u>	<u>1,016.01</u>
State Pool Total					<u>1,015.26</u>	<u>1,016.01</u>	<u>1,015.26</u>	<u>1,016.01</u>	<u>0.00</u>	<u>0.00</u>	<u>1,000,000.00</u>	<u>1,015.26</u>	<u>1,016.01</u>
LOG8 - LOGIC ROAD & BRIDGE Total					<u>1,015.26</u>	<u>1,016.01</u>	<u>1,015.26</u>	<u>1,016.01</u>	<u>0.00</u>	<u>0.00</u>	<u>1,000,000.00</u>	<u>1,015.26</u>	<u>1,016.01</u>
LOG2 - LOGIC TOLL OPERATIONS													
State Pool													
LOG2-Logic-Toll Rd.Operations	AR-0029	State Pool	11/10/08	Open	<u>1,021.22</u>	<u>1,021.98</u>	<u>1,021.22</u>	<u>1,021.98</u>	<u>0.00</u>	<u>0.00</u>	<u>2,000,000.00</u>	<u>1,021.22</u>	<u>1,021.98</u>
State Pool Total					<u>1,021.22</u>	<u>1,021.98</u>	<u>1,021.22</u>	<u>1,021.98</u>	<u>0.00</u>	<u>0.00</u>	<u>2,000,000.00</u>	<u>1,021.22</u>	<u>1,021.98</u>
LOG2 - LOGIC TOLL OPERATIONS Total					<u>1,021.22</u>	<u>1,021.98</u>	<u>1,021.22</u>	<u>1,021.98</u>	<u>0.00</u>	<u>0.00</u>	<u>2,000,000.00</u>	<u>1,021.22</u>	<u>1,021.98</u>
MB04 - MBIA DRAINAGE													
State Pool													

Portfolio Position

Ft. Bend County

Effective Interest - Actual Life

Receipts in Period

12/01/16 - 12/31/16

CUSIP	Invest Number	Security Description	Purchase Date	Call Date	Par Value On 12/01/16	Par Value On 12/31/16	Market Val On 12/01/16	Market Val On 12/31/16	Purchase Cost	Sales Proceeds	Original Princ/Cost	Amor Value On 12/01/16	Amor Value On 12/31/16
MB04-MBIA Drainage	AR-0017	State Pool	11/01/08	Open	7,158,310.93	7,163,680.68	7,158,310.93	7,163,680.68	0.00	0.00	1,267,218.21	7,158,310.93	7,163,680.68
State Pool Total					7,158,310.93	7,163,680.68	7,158,310.93	7,163,680.68	0.00	0.00	1,267,218.21	7,158,310.93	7,163,680.68
MB04 - MBIA DRAINAGE Total					7,158,310.93	7,163,680.68	7,158,310.93	7,163,680.68	0.00	0.00	1,267,218.21	7,158,310.93	7,163,680.68
MB02 - MBIA GENERAL													
State Pool													
MB02-MBIA General	AR-0015	State Pool	11/01/08	Open	284,587.01	284,800.50	284,587.01	284,800.50	0.00	0.00	17,374,917.83	284,587.01	284,800.50
State Pool Total					284,587.01	284,800.50	284,587.01	284,800.50	0.00	0.00	17,374,917.83	284,587.01	284,800.50
MB02 - MBIA GENERAL Total					284,587.01	284,800.50	284,587.01	284,800.50	0.00	0.00	17,374,917.83	284,587.01	284,800.50
MB03 - MBIA ROAD & BRIDGE													
State Pool													
MB03-MBIA Road & Bridge	AR-0016	State Pool	11/01/08	Open	7,977,235.94	6,982,469.87	7,977,235.94	6,982,469.87	0.00	0.00	2,856,438.24	7,977,235.94	6,982,469.87
State Pool Total					7,977,235.94	6,982,469.87	7,977,235.94	6,982,469.87	0.00	0.00	2,856,438.24	7,977,235.94	6,982,469.87
MB03 - MBIA ROAD & BRIDGE Total					7,977,235.94	6,982,469.87	7,977,235.94	6,982,469.87	0.00	0.00	2,856,438.24	7,977,235.94	6,982,469.87
MB06 - MBIA TOLL RD OPERATIONS													
State Pool													
MB06-MBIA Toll Rd. Operations	AR-0019	State Pool	11/01/08	Open	8,309,177.07	8,315,410.13	8,309,177.07	8,315,410.13	0.00	0.00	3,143,377.27	8,309,177.07	8,315,410.13
State Pool Total					8,309,177.07	8,315,410.13	8,309,177.07	8,315,410.13	0.00	0.00	3,143,377.27	8,309,177.07	8,315,410.13
MB06 - MBIA TOLL RD OPERATIONS Total					8,309,177.07	8,315,410.13	8,309,177.07	8,315,410.13	0.00	0.00	3,143,377.27	8,309,177.07	8,315,410.13
744 - Mobility Project Bonds 2016													
State Pool													
MB16-MOBILITY BONDS 2016	AR-0045	State Pool	08/31/16	Open	30,061,127.72	27,082,348.13	30,061,127.72	27,082,348.13	0.00	0.00	30,000,000.00	30,061,127.72	27,082,348.13
State Pool Total					30,061,127.72	27,082,348.13	30,061,127.72	27,082,348.13	0.00	0.00	30,000,000.00	30,061,127.72	27,082,348.13
744 - Mobility Project Bonds 2016 Total					30,061,127.72	27,082,348.13	30,061,127.72	27,082,348.13	0.00	0.00	30,000,000.00	30,061,127.72	27,082,348.13
PROS - Prosperity Money Mkt. Accts.													
Money Market													
Prosperity-Money Market Accts.	AR-0009	Money Market	11/30/03	Open	159,187,482.89	149,164,786.75	159,187,482.89	149,164,786.75	0.00	0.00	12,505,577.66	159,187,482.89	149,164,786.75
Money Market Total					159,187,482.89	149,164,786.75	159,187,482.89	149,164,786.75	0.00	0.00	12,505,577.66	159,187,482.89	149,164,786.75
PROS - Prosperity Money Mkt. Accts. Total					159,187,482.89	149,164,786.75	159,187,482.89	149,164,786.75	0.00	0.00	12,505,577.66	159,187,482.89	149,164,786.75
802 - Sr Lien 2016													
State Pool													
MB17 - SR LIEN BOND 2016	AR-0046	State Pool	12/09/16	Open	0.00	35,019,679.73	0.00	35,019,679.73	35,000,000.00	0.00	35,000,000.00	0.00	35,019,679.73
State Pool Total					0.00	35,019,679.73	0.00	35,019,679.73	35,000,000.00	0.00	35,000,000.00	0.00	35,019,679.73
802 - Sr Lien 2016 Total					0.00	35,019,679.73	0.00	35,019,679.73	35,000,000.00	0.00	35,000,000.00	0.00	35,019,679.73
TT05 - TEXAS TERM DRAINAGE													
State Pool													
TT05-TX TERM Drainage	AR-0027	State Pool	11/01/08	Open	335.37	335.51	335.37	335.51	0.00	0.00	109,774.61	335.37	335.51
State Pool Total					335.37	335.51	335.37	335.51	0.00	0.00	109,774.61	335.37	335.51
TT05 - TEXAS TERM DRAINAGE Total					335.37	335.51	335.37	335.51	0.00	0.00	109,774.61	335.37	335.51
TT00 - TEXAS TERM GENERAL													
State Pool													
TT00-TX TERM General	AR-0022	State Pool	11/01/08	Open	1,013.87	1,014.30	1,013.87	1,014.30	0.00	0.00	10,006,437.87	1,013.87	1,014.30
State Pool Total					1,013.87	1,014.30	1,013.87	1,014.30	0.00	0.00	10,006,437.87	1,013.87	1,014.30
TT00 - TEXAS TERM GENERAL Total					1,013.87	1,014.30	1,013.87	1,014.30	0.00	0.00	10,006,437.87	1,013.87	1,014.30
TT04 - TEXAS TERM ROAD & BRIDGE													
State Pool													
TT04-TX TERM Road & Bridge	AR-0026	State Pool	11/01/08	Open	1,010.87	1,011.30	1,010.87	1,011.30	0.00	0.00	10,463.28	1,010.87	1,011.30
State Pool Total					1,010.87	1,011.30	1,010.87	1,011.30	0.00	0.00	10,463.28	1,010.87	1,011.30

Portfolio Position
Ft. Bend County
Effective Interest - Actual Life
Receipts in Period
12/01/16 - 12/31/16

CUSIP	Invest Number	Security Description	Purchase Date	Call Date	Par Value On 12/01/16	Par Value On 12/31/16	Market Val On 12/01/16	Market Val On 12/31/16	Purchase Cost	Sales Proceeds	Original Princ/Cost	Amor Value On 12/01/16	Amor Value On 12/31/16
TT04 - TEXAS TERM ROAD & BRIDGE Total					<u>1,010.87</u>	<u>1,011.30</u>	<u>1,010.87</u>	<u>1,011.30</u>	<u>0.00</u>	<u>0.00</u>	<u>10,463.28</u>	<u>1,010.87</u>	<u>1,011.30</u>
TT02 - TEXAS TERM TOLL OPERATIONS													
State Pool													
TT02-TX TERM Toll Rd. Operation	AR-0024	State Pool	11/01/08	Open	<u>1,012.71</u>	<u>1,013.14</u>	<u>1,012.71</u>	<u>1,013.14</u>	<u>0.00</u>	<u>0.00</u>	<u>0.00</u>	<u>1,012.71</u>	<u>1,013.14</u>
State Pool Total					<u>1,012.71</u>	<u>1,013.14</u>	<u>1,012.71</u>	<u>1,013.14</u>	<u>0.00</u>	<u>0.00</u>	<u>0.00</u>	<u>1,012.71</u>	<u>1,013.14</u>
TT02 - TEXAS TERM TOLL OPERATIONS Total					<u>1,012.71</u>	<u>1,013.14</u>	<u>1,012.71</u>	<u>1,013.14</u>	<u>0.00</u>	<u>0.00</u>	<u>0.00</u>	<u>1,012.71</u>	<u>1,013.14</u>
09 - Temporary Holding													
FFCB													
3133EGY4	16-0004	FFCB 1.08 07/05/19	07/05/16	Open	<u>8,500,000.00</u>	<u>8,500,000.00</u>	<u>8,390,775.00</u>	<u>8,388,055.00</u>	<u>0.00</u>	<u>0.00</u>	<u>8,500,000.00</u>	<u>8,500,000.00</u>	<u>8,500,000.00</u>
FFCB Total					<u>8,500,000.00</u>	<u>8,500,000.00</u>	<u>8,390,775.00</u>	<u>8,388,055.00</u>	<u>0.00</u>	<u>0.00</u>	<u>8,500,000.00</u>	<u>8,500,000.00</u>	<u>8,500,000.00</u>
FHLMC													
3134G9G76	16-0003	FHLMC 0.80 06/29/18	06/30/16	Open	<u>14,500,000.00</u>	<u>14,500,000.00</u>	<u>14,402,850.00</u>	<u>14,397,775.00</u>	<u>0.00</u>	<u>0.00</u>	<u>14,500,000.00</u>	<u>14,500,000.00</u>	<u>14,500,000.00</u>
3134G9H42	16-0002	FHLMC 0.70 12/29/17	06/30/16	Open	<u>10,000,000.00</u>	<u>10,000,000.00</u>	<u>9,953,800.00</u>	<u>9,955,600.00</u>	<u>0.00</u>	<u>0.00</u>	<u>10,000,000.00</u>	<u>10,000,000.00</u>	<u>10,000,000.00</u>
3137EAEA3	16-0001	FHLMC 0.75 04/09/18	06/29/16	Open	<u>6,000,000.00</u>	<u>6,000,000.00</u>	<u>5,976,120.00</u>	<u>5,977,860.00</u>	<u>0.00</u>	<u>0.00</u>	<u>6,007,505.28</u>	<u>6,005,737.77</u>	<u>6,005,386.36</u>
FHLMC Total					<u>30,500,000.00</u>	<u>30,500,000.00</u>	<u>30,332,770.00</u>	<u>30,331,235.00</u>	<u>0.00</u>	<u>0.00</u>	<u>30,507,505.28</u>	<u>30,505,737.77</u>	<u>30,505,386.36</u>
Money Market													
Prosperity-Money Market Accts.	AR-0009	Money Market	11/30/03	Open	<u>0.00</u>	<u>0.00</u>	<u>0.00</u>	<u>0.00</u>	<u>0.00</u>	<u>0.00</u>	<u>0.00</u>	<u>0.00</u>	<u>0.00</u>
Money Market Total					<u>0.00</u>	<u>0.00</u>	<u>0.00</u>	<u>0.00</u>	<u>0.00</u>	<u>0.00</u>	<u>0.00</u>	<u>0.00</u>	<u>0.00</u>
09 - Temporary Holding Total					<u>39,000,000.00</u>	<u>39,000,000.00</u>	<u>38,723,545.00</u>	<u>38,719,290.00</u>	<u>0.00</u>	<u>0.00</u>	<u>39,007,505.28</u>	<u>39,005,737.77</u>	<u>39,005,386.36</u>
Combined Port													
FFCB													
3133EGY4	16-0004	FFCB 1.08 07/05/19	07/05/16	Open	<u>8,500,000.00</u>	<u>8,500,000.00</u>	<u>8,390,775.00</u>	<u>8,388,055.00</u>	<u>0.00</u>	<u>0.00</u>	<u>8,500,000.00</u>	<u>8,500,000.00</u>	<u>8,500,000.00</u>
FFCB Total					<u>8,500,000.00</u>	<u>8,500,000.00</u>	<u>8,390,775.00</u>	<u>8,388,055.00</u>	<u>0.00</u>	<u>0.00</u>	<u>8,500,000.00</u>	<u>8,500,000.00</u>	<u>8,500,000.00</u>
FHLMC													
3134G9G76	16-0003	FHLMC 0.80 06/29/18	06/30/16	Open	<u>14,500,000.00</u>	<u>14,500,000.00</u>	<u>14,402,850.00</u>	<u>14,397,775.00</u>	<u>0.00</u>	<u>0.00</u>	<u>14,500,000.00</u>	<u>14,500,000.00</u>	<u>14,500,000.00</u>
3134G9H42	16-0002	FHLMC 0.70 12/29/17	06/30/16	Open	<u>10,000,000.00</u>	<u>10,000,000.00</u>	<u>9,953,800.00</u>	<u>9,955,600.00</u>	<u>0.00</u>	<u>0.00</u>	<u>10,000,000.00</u>	<u>10,000,000.00</u>	<u>10,000,000.00</u>
3137EAEA3	16-0001	FHLMC 0.75 04/09/18	06/29/16	Open	<u>6,000,000.00</u>	<u>6,000,000.00</u>	<u>5,976,120.00</u>	<u>5,977,860.00</u>	<u>0.00</u>	<u>0.00</u>	<u>6,007,505.28</u>	<u>6,005,737.77</u>	<u>6,005,386.36</u>
FHLMC Total					<u>30,500,000.00</u>	<u>30,500,000.00</u>	<u>30,332,770.00</u>	<u>30,331,235.00</u>	<u>0.00</u>	<u>0.00</u>	<u>30,507,505.28</u>	<u>30,505,737.77</u>	<u>30,505,386.36</u>
Money Market													
Prosperity-Money Market Accts.	AR-0009	Money Market	11/30/03	Open	<u>159,187,482.89</u>	<u>149,164,786.75</u>	<u>159,187,482.89</u>	<u>149,164,786.75</u>	<u>0.00</u>	<u>0.00</u>	<u>12,505,577.66</u>	<u>159,187,482.89</u>	<u>149,164,786.75</u>
Money Market Total					<u>159,187,482.89</u>	<u>149,164,786.75</u>	<u>159,187,482.89</u>	<u>149,164,786.75</u>	<u>0.00</u>	<u>0.00</u>	<u>12,505,577.66</u>	<u>159,187,482.89</u>	<u>149,164,786.75</u>
State Pool													
LOG1-Logic- General	AR-0028	State Pool	11/10/08	Open	<u>1,015.06</u>	<u>1,015.81</u>	<u>1,015.06</u>	<u>1,015.81</u>	<u>0.00</u>	<u>0.00</u>	<u>10,000,000.00</u>	<u>1,015.06</u>	<u>1,015.81</u>
LOG2-Logic-Toll Rd.Operations	AR-0029	State Pool	11/10/08	Open	<u>1,021.22</u>	<u>1,021.98</u>	<u>1,021.22</u>	<u>1,021.98</u>	<u>0.00</u>	<u>0.00</u>	<u>2,000,000.00</u>	<u>1,021.22</u>	<u>1,021.98</u>
LOG5-Logic-Drainage	AR-0032	State Pool	11/10/08	Open	<u>1,014.84</u>	<u>1,015.59</u>	<u>1,014.84</u>	<u>1,015.59</u>	<u>0.00</u>	<u>0.00</u>	<u>500,000.00</u>	<u>1,014.84</u>	<u>1,015.59</u>
LOG8-Logic-Road & Bridge	AR-0035	State Pool	11/10/08	Open	<u>1,015.26</u>	<u>1,016.01</u>	<u>1,015.26</u>	<u>1,016.01</u>	<u>0.00</u>	<u>0.00</u>	<u>1,000,000.00</u>	<u>1,015.26</u>	<u>1,016.01</u>
MB02-MBIA General	AR-0015	State Pool	11/01/08	Open	<u>284,587.01</u>	<u>284,800.50</u>	<u>284,587.01</u>	<u>284,800.50</u>	<u>0.00</u>	<u>0.00</u>	<u>17,374,917.83</u>	<u>284,587.01</u>	<u>284,800.50</u>
MB03-MBIA Road & Bridge	AR-0016	State Pool	11/01/08	Open	<u>7,977,235.94</u>	<u>6,982,469.87</u>	<u>7,977,235.94</u>	<u>6,982,469.87</u>	<u>0.00</u>	<u>0.00</u>	<u>2,856,438.24</u>	<u>7,977,235.94</u>	<u>6,982,469.87</u>
MB04-MBIA Drainage	AR-0017	State Pool	11/01/08	Open	<u>7,158,310.93</u>	<u>7,163,680.68</u>	<u>7,158,310.93</u>	<u>7,163,680.68</u>	<u>0.00</u>	<u>0.00</u>	<u>1,267,218.21</u>	<u>7,158,310.93</u>	<u>7,163,680.68</u>
MB06-MBIA Toll Rd. Operations	AR-0019	State Pool	11/01/08	Open	<u>8,309,177.07</u>	<u>8,315,410.13</u>	<u>8,309,177.07</u>	<u>8,315,410.13</u>	<u>0.00</u>	<u>0.00</u>	<u>3,143,377.27</u>	<u>8,309,177.07</u>	<u>8,315,410.13</u>
MB12-MBIA ESD 100 AGREEMENT	AR-0041	State Pool	08/31/16	Open	<u>3,907,946.59</u>	<u>3,910,878.09</u>	<u>3,907,946.59</u>	<u>3,910,878.09</u>	<u>0.00</u>	<u>0.00</u>	<u>3,900,000.00</u>	<u>3,907,946.59</u>	<u>3,910,878.09</u>
MB13-MBIA ASSISTANCE DIST #1	AR-0042	State Pool	08/31/16	Open	<u>10,020,375.89</u>	<u>10,027,892.61</u>	<u>10,020,375.89</u>	<u>10,027,892.61</u>	<u>0.00</u>	<u>0.00</u>	<u>10,000,000.00</u>	<u>10,020,375.89</u>	<u>10,027,892.61</u>
MB14-MBIA GR PARKWAY OPERATIONS	AR-0043	State Pool	08/31/16	Open	<u>8,517,319.52</u>	<u>8,523,708.73</u>	<u>8,517,319.52</u>	<u>8,523,708.73</u>	<u>0.00</u>	<u>0.00</u>	<u>8,500,000.00</u>	<u>8,517,319.52</u>	<u>8,523,708.73</u>
MB15-FACILITIES BONDS 2016	AR-0044	State Pool	08/31/16	Open	<u>30,061,127.72</u>	<u>30,083,677.84</u>	<u>30,061,127.72</u>	<u>30,083,677.84</u>	<u>0.00</u>	<u>0.00</u>	<u>30,000,000.00</u>	<u>30,061,127.72</u>	<u>30,083,677.84</u>
MB16-MOBILITY BONDS 2016	AR-0045	State Pool	08/31/16	Open	<u>30,061,127.72</u>	<u>27,082,348.13</u>	<u>30,061,127.72</u>	<u>27,082,348.13</u>	<u>0.00</u>	<u>0.00</u>	<u>30,000,000.00</u>	<u>30,061,127.72</u>	<u>27,082,348.13</u>
MB17 - SR LIEN BOND 2016	AR-0046	State Pool	12/09/16	Open	<u>0.00</u>	<u>35,019,679.73</u>	<u>0.00</u>	<u>35,019,679.73</u>	<u>35,000,000.00</u>	<u>0.00</u>	<u>35,000,000.00</u>	<u>0.00</u>	<u>35,019,679.73</u>
TT00-TX TERM General	AR-0022	State Pool	11/01/08	Open	<u>1,013.87</u>	<u>1,014.30</u>	<u>1,013.87</u>	<u>1,014.30</u>	<u>0.00</u>	<u>0.00</u>	<u>10,006,437.87</u>	<u>1,013.87</u>	<u>1,014.30</u>

Portfolio Position
Ft. Bend County
Effective Interest - Actual Life
Receipts in Period
12/01/16 - 12/31/16

7

CUSIP	Invest Number	Security Description	Purchase Date	Call Date	Par Value On 12/01/16	Par Value On 12/31/16	Market Val On 12/01/16	Market Val On 12/31/16	Purchase Cost	Sales Proceeds	Original Princ/Cost	Amor Value On 12/01/16	Amor Value On 12/31/16
TT02-TX TERM Toll Rd. Operation	AR-0024	State Pool	11/01/08	Open	1,012.71	1,013.14	1,012.71	1,013.14	0.00	0.00	0.00	1,012.71	1,013.14
TT04-TX TERM Road & Bridge	AR-0026	State Pool	11/01/08	Open	1,010.87	1,011.30	1,010.87	1,011.30	0.00	0.00	10,463.28	1,010.87	1,011.30
TT05-TX TERM Drainage	AR-0027	State Pool	11/01/08	Open	335.37	335.51	335.37	335.51	0.00	0.00	109,774.61	335.37	335.51
State Pool Total					<u>106,304,647.59</u>	<u>137,401,989.95</u>	<u>106,304,647.59</u>	<u>137,401,989.95</u>	<u>35,000,000.00</u>	<u>0.00</u>	<u>165,668,627.31</u>	<u>106,304,647.59</u>	<u>137,401,989.95</u>
Combined Port Total					<u>304,492,130.48</u>	<u>325,566,776.70</u>	<u>304,215,675.48</u>	<u>325,286,066.70</u>	<u>35,000,000.00</u>	<u>0.00</u>	<u>217,181,710.25</u>	<u>304,497,868.25</u>	<u>325,572,163.06</u>

Earnings and Yields Summary

8

Ft. Bend County Effective Interest - Actual Life Receipts in Period 12/01/16 - 12/31/16

Security Description	12/01/16 12/07/16	12/08/16 12/14/16	12/15/16 12/21/16	12/22/16 12/28/16	12/29/16 12/31/16	12/01/16 12/31/16
Combined Port						
FFCB	1,785.00	1,785.00	1,785.00	1,785.00	765.00	7,905.00
FHLMC	4,409.67	4,409.67	4,409.67	4,409.67	1,259.91	18,898.59
Money Market	20,196.34	20,196.34	20,196.35	20,196.35	8,781.09	89,566.47
State Pool	<u>17,562.67</u>	<u>22,696.50</u>	<u>23,552.14</u>	<u>23,552.14</u>	<u>9,978.91</u>	<u>97,342.36</u>
Port Total	<u>43,953.68</u>	<u>49,087.51</u>	<u>49,943.16</u>	<u>49,943.16</u>	<u>20,784.91</u>	<u>213,712.42</u>
Combined Port						
FFCB	1.0800	1.0800	1.0800	1.0800	1.0800	1.0800
FHLMC	0.7434	0.7434	0.7434	0.7434	0.7434	0.7434
Money Market	0.6634	0.6634	0.6634	0.6634	0.6875	0.6657
State Pool	<u>0.8638</u>	<u>0.8706</u>	<u>0.8715</u>	<u>0.8715</u>	<u>0.8696</u>	<u>0.8697</u>
Port Total	<u>0.7531</u>	<u>0.7658</u>	<u>0.7677</u>	<u>0.7677</u>	<u>0.7799</u>	<u>0.7654</u>

Maturity Aging
Ft. Bend County
 Effective Interest - Actual Life
 Receipts in Period
 12/31/16

9

CUSIP	Invest Number	Security Description	Purchase Date	Days to Maturity	Yield Matur
0 - 30 Days					
LOG1-Logic- General	AR-0028	State Pool	11/10/08	1	0.8790
LOG2-Logic-Toll Rd.Operations	AR-0029	State Pool	11/10/08	1	0.8790
LOG5-Logic-Drainage	AR-0032	State Pool	11/10/08	1	0.8790
LOG8-Logic-Road & Bridge	AR-0035	State Pool	11/10/08	1	0.8790
MB02-MBIA General	AR-0015	State Pool	11/01/08	1	0.8900
MB03-MBIA Road & Bridge	AR-0016	State Pool	11/01/08	1	0.8900
MB04-MBIA Drainage	AR-0017	State Pool	11/01/08	1	0.8900
MB06-MBIA Toll Rd. Operations	AR-0019	State Pool	11/01/08	1	0.8900
MB12-MBIA ESD 100 AGREEMENT	AR-0041	State Pool	08/31/16	1	0.8900
MB13-MBIA ASSISTANCE DIST #1	AR-0042	State Pool	08/31/16	1	0.8900
MB14-MBIA GR PARKWAY OPERATIONS	AR-0043	State Pool	08/31/16	1	0.8900
MB15-FACILITIES BONDS 2016	AR-0044	State Pool	08/31/16	1	0.8900
MB16-MOBILITY BONDS 2016	AR-0045	State Pool	08/31/16	1	0.8900
MB17 - SR LIEN BOND 2016	AR-0046	State Pool	12/09/16	1	0.8900
Prosperity-Money Market Accts.	AR-0009	Money Market	11/30/03	1	0.7800
TT00-TX TERM General	AR-0022	State Pool	11/01/08	1	0.5000
TT02-TX TERM Toll Rd. Operation	AR-0024	State Pool	11/01/08	1	0.5000
TT04-TX TERM Road & Bridge	AR-0026	State Pool	11/01/08	1	0.5000
TT05-TX TERM Drainage	AR-0027	State Pool	11/01/08	<u>1</u>	<u>0.5000</u>
0 - 30 Days Total				<u>1</u>	<u>0.8328</u>
181 - 364 Days					
3134G9H42	16-0002	FHLMC 0.70 12/29/17	06/30/16	<u>359</u>	<u>0.7000</u>
181 - 364 Days Total				<u>359</u>	<u>0.7000</u>
1 - 4 Years					
3133EGJX4	16-0004	FFCB 1.08 07/05/19	07/05/16	916	1.0800
3134G9G76	16-0003	FHLMC 0.80 06/29/18	06/30/16	539	0.8000
3137EAEA3	16-0001	FHLMC 0.75 04/09/18	06/29/16	<u>459</u>	<u>0.6790</u>
1 - 4 Years Total				<u>633</u>	<u>0.8570</u>
Investment Total				<u>69</u>	<u>0.8308</u>

Activity Statement
Ft. Bend County
 Effective Interest - Actual Life
 Receipts in Period
 12/01/16 - 12/31/16

10

Purchase Date	Sale Date	CUSIP	Invest Number	Security Description	Amor Value On 12/01/16	Changes In Principal	Purchase Cost	Sales Proceeds	Purchased Interest	Int/Div Rec In the Perd	Amor Value On 12/31/16
FFCB											
07/05/16	Open	3133EGJX4	16-0004	FFCB 1.08 07/05/19	8,500,000.00	0.00	0.00	0.00	0.00	0.00	8,500,000.00
FFCB Total					<u>8,500,000.00</u>	<u>0.00</u>	<u>0.00</u>	<u>0.00</u>	<u>0.00</u>	<u>0.00</u>	<u>8,500,000.00</u>
FHLMC											
06/29/16	Open	3137EAEA3	16-0001	FHLMC 0.75 04/09/18	6,005,737.77	0.00	0.00	0.00	0.00	0.00	6,005,386.36
06/30/16	Open	3134G9H42	16-0002	FHLMC 0.70 12/29/17	10,000,000.00	0.00	0.00	0.00	0.00	0.00	10,000,000.00
06/30/16	Open	3134G9G76	16-0003	FHLMC 0.80 06/29/18	14,500,000.00	0.00	0.00	0.00	0.00	0.00	14,500,000.00
FHLMC Total					<u>30,505,737.77</u>	<u>0.00</u>	<u>0.00</u>	<u>0.00</u>	<u>0.00</u>	<u>0.00</u>	<u>30,505,386.36</u>
Money Market											
11/30/03	Open	Prosperity-Money Market Accts.	AR-0009	Money Market	159,187,482.89	-10,022,696.14	0.00	0.00	0.00	89,566.47	149,164,786.75
Money Market Total					<u>159,187,482.89</u>	<u>-10,022,696.14</u>	<u>0.00</u>	<u>0.00</u>	<u>0.00</u>	<u>89,566.47</u>	<u>149,164,786.75</u>
State Pool											
11/01/08	Open	MB02-MBIA General	AR-0015	State Pool	284,587.01	213.49	0.00	0.00	0.00	213.49	284,800.50
11/01/08	Open	MB03-MBIA Road & Bridge	AR-0016	State Pool	7,977,235.94	-994,766.07	0.00	0.00	0.00	5,233.93	6,982,469.87
11/01/08	Open	MB04-MBIA Drainage	AR-0017	State Pool	7,158,310.93	5,369.75	0.00	0.00	0.00	5,369.75	7,163,680.68
11/01/08	Open	MB06-MBIA Toll Rd. Operations	AR-0019	State Pool	8,309,177.07	6,233.06	0.00	0.00	0.00	6,233.06	8,315,410.13
11/01/08	Open	TT00-TX TERM General	AR-0022	State Pool	1,013.87	0.43	0.00	0.00	0.00	0.43	1,014.30
11/01/08	Open	TT02-TX TERM Toll Rd. Operation	AR-0024	State Pool	1,012.71	0.43	0.00	0.00	0.00	0.43	1,013.14
11/01/08	Open	TT04-TX TERM Road & Bridge	AR-0026	State Pool	1,010.87	0.43	0.00	0.00	0.00	0.43	1,011.30
11/01/08	Open	TT05-TX TERM Drainage	AR-0027	State Pool	335.37	0.14	0.00	0.00	0.00	0.14	335.51
11/10/08	Open	LOG1-Logic- General	AR-0028	State Pool	1,015.06	0.75	0.00	0.00	0.00	0.75	1,015.81
11/10/08	Open	LOG2-Logic-Toll Rd.Operations	AR-0029	State Pool	1,021.22	0.76	0.00	0.00	0.00	0.76	1,021.98
11/10/08	Open	LOG5-Logic-Drainage	AR-0032	State Pool	1,014.84	0.75	0.00	0.00	0.00	0.75	1,015.59
11/10/08	Open	LOG8-Logic-Road & Bridge	AR-0035	State Pool	1,015.26	0.75	0.00	0.00	0.00	0.75	1,016.01
08/31/16	Open	MB12-MBIA ESD 100 AGREEMENT	AR-0041	State Pool	3,907,946.59	2,931.50	0.00	0.00	0.00	2,931.50	3,910,878.09
08/31/16	Open	MB13-MBIA ASSISTANCE DIST #1	AR-0042	State Pool	10,020,375.89	7,516.72	0.00	0.00	0.00	7,516.72	10,027,892.61
08/31/16	Open	MB14-MBIA GR PARKWAY OPERATIONS	AR-0043	State Pool	8,517,319.52	6,389.21	0.00	0.00	0.00	6,389.21	8,523,708.73
08/31/16	Open	MB15-FACILITIES BONDS 2016	AR-0044	State Pool	30,061,127.72	22,550.12	0.00	0.00	0.00	22,550.12	30,083,677.84
08/31/16	Open	MB16-MOBILITY BONDS 2016	AR-0045	State Pool	30,061,127.72	-2,978,779.59	0.00	0.00	0.00	21,220.41	27,082,348.13
12/09/16	Open	MB17 - SR LIEN BOND 2016	AR-0046	State Pool	0.00	19,679.73	35,000,000.00	0.00	0.00	19,679.73	35,019,679.73
State Pool Total					<u>106,304,647.59</u>	<u>-3,902,657.64</u>	<u>35,000,000.00</u>	<u>0.00</u>	<u>0.00</u>	<u>97,342.36</u>	<u>137,401,989.95</u>
Investment Total					<u>304,497,868.25</u>	<u>-13,925,353.78</u>	<u>35,000,000.00</u>	<u>0.00</u>	<u>0.00</u>	<u>186,908.83</u>	<u>325,572,163.06</u>

Interest Accrual

Ft. Bend County

Effective Interest - Actual Life

Receipts in Period

12/01/16 - 12/31/16

CUSIP	Invest Number	Security Description	Purchase Date	Sale Date	Yield Earned	Ending Par Val/Shares	Ending Amor Val/Cost	Purchased Interest	Int/Div Rec In the Perd	Int/Div Accrued In the Perd	PTD Purch Received	Int/Div Rec Purch/Date	Int/Div Accrued Purch/Date		
FFCB															
3133EGJX4	16-0004	FFCB 1.08 07/05/19	07/05/16	Open	1.0800	8,500,000.00	8,500,000.00	0.00	0.00	7,905.00	0.00	0.00	45,900.00		
FFCB Total						<u>1.0800</u>	<u>8,500,000.00</u>	<u>8,500,000.00</u>	<u>0.00</u>	<u>0.00</u>	<u>7,905.00</u>	<u>0.00</u>	<u>45,900.00</u>		
FHLMC															
3134G9H42	16-0002	FHLMC 0.70 12/29/17	06/30/16	Open	0.7000	10,000,000.00	10,000,000.00	0.00	0.00	5,833.33	0.00	0.00	35,194.44		
3137EAEA3	16-0001	FHLMC 0.75 04/09/18	06/29/16	Open	0.6790	6,000,000.00	6,005,386.36	0.00	0.00	3,750.00	0.00	0.00	22,750.00		
3134G9G76	16-0003	FHLMC 0.80 06/29/18	06/30/16	Open	0.8000	14,500,000.00	14,500,000.00	0.00	0.00	9,666.67	0.00	0.00	58,322.22		
FHLMC Total						<u>0.7434</u>	<u>30,500,000.00</u>	<u>30,505,386.36</u>	<u>0.00</u>	<u>0.00</u>	<u>19,250.00</u>	<u>0.00</u>	<u>116,266.66</u>		
Money Market															
Prosperity-Money Market Accts.			AR-0009	Money Market	11/30/03	Open	0.6657	149,164,786.75	149,164,786.75	0.00	89,566.47	0.00	0.00	25,151,235.62	0.00
Money Market Total							<u>0.6657</u>	<u>149,164,786.75</u>	<u>149,164,786.75</u>	<u>0.00</u>	<u>89,566.47</u>	<u>0.00</u>	<u>0.00</u>	<u>25,151,235.62</u>	<u>0.00</u>
State Pool															
MB02-MBIA General	AR-0015	State Pool	11/01/08	Open	0.8857	284,800.50	284,800.50	0.00	213.49	0.00	0.00	14,150.87	0.00		
MB03-MBIA Road & Bridge	AR-0016	State Pool	11/01/08	Open	0.7778	6,982,469.87	6,982,469.87	0.00	5,233.93	0.00	0.00	23,209.02	0.00		
MB04-MBIA Drainage	AR-0017	State Pool	11/01/08	Open	0.8856	7,163,680.68	7,163,680.68	0.00	5,369.75	0.00	0.00	21,008.59	0.00		
MB06-MBIA Toll Rd. Operations	AR-0019	State Pool	11/01/08	Open	0.8856	8,315,410.13	8,315,410.13	0.00	6,233.06	0.00	0.00	31,346.93	0.00		
TT00-TX TERM General	AR-0022	State Pool	11/01/08	Open	0.5007	1,014.30	1,014.30	0.00	0.43	0.00	0.00	21,399.07	0.00		
TT02-TX TERM Toll Rd. Operation	AR-0024	State Pool	11/01/08	Open	0.5013	1,013.14	1,013.14	0.00	0.43	0.00	0.00	17,943.04	0.00		
TT04-TX TERM Road & Bridge	AR-0026	State Pool	11/01/08	Open	0.5022	1,011.30	1,011.30	0.00	0.43	0.00	0.00	8,218.58	0.00		
TT05-TX TERM Drainage	AR-0027	State Pool	11/01/08	Open	0.4929	335.51	335.51	0.00	0.14	0.00	0.00	5,014.78	0.00		
LOG1-Logic- General	AR-0028	State Pool	11/10/08	Open	0.8723	1,015.81	1,015.81	0.00	0.75	0.00	0.00	50,021.39	0.00		
LOG2-Logic-Toll Rd.Operations	AR-0029	State Pool	11/10/08	Open	0.8786	1,021.98	1,021.98	0.00	0.76	0.00	0.00	62,353.06	0.00		
LOG5-Logic-Drainage	AR-0032	State Pool	11/10/08	Open	0.8725	1,015.59	1,015.59	0.00	0.75	0.00	0.00	3,259.36	0.00		
LOG8-Logic-Road & Bridge	AR-0035	State Pool	11/10/08	Open	0.8722	1,016.01	1,016.01	0.00	0.75	0.00	0.00	6,503.53	0.00		
MB12-MBIA ESD 100 AGREEMENT	AR-0041	State Pool	08/31/16	Open	0.8856	3,910,878.09	3,910,878.09	0.00	2,931.50	0.00	0.00	10,878.09	0.00		
MB13-MBIA ASSISTANCE DIST #1	AR-0042	State Pool	08/31/16	Open	0.8856	10,027,892.61	10,027,892.61	0.00	7,516.72	0.00	0.00	27,892.61	0.00		
MB14-MBIA GR PARKWAY OPERATIONS	AR-0043	State Pool	08/31/16	Open	0.8856	8,523,708.73	8,523,708.73	0.00	6,389.21	0.00	0.00	23,703.25	0.00		
MB15-FACILITIES BONDS 2016	AR-0044	State Pool	08/31/16	Open	0.8856	30,083,677.84	30,083,677.84	0.00	22,550.12	0.00	0.00	83,084.73	573.78		
MB16-MOBILITY BONDS 2016	AR-0045	State Pool	08/31/16	Open	0.8361	27,082,348.13	27,082,348.13	0.00	21,220.41	0.00	0.00	82,348.13	0.00		
MB17 - SR LIEN BOND 2016	AR-0046	State Pool	12/09/16	Open	0.8948	35,019,679.73	35,019,679.73	0.00	19,679.73	0.00	0.00	19,679.73	0.00		
State Pool Total							<u>0.8697</u>	<u>137,401,989.95</u>	<u>137,401,989.95</u>	<u>0.00</u>	<u>97,342.36</u>	<u>0.00</u>	<u>512,014.76</u>	<u>573.78</u>	
Investment Total							<u>0.7654</u>	<u>325,566,776.70</u>	<u>325,572,163.06</u>	<u>0.00</u>	<u>186,908.83</u>	<u>27,155.00</u>	<u>0.00</u>	<u>25,663,250.38</u>	<u>162,740.44</u>

Premium/Discount Amortization

Ft. Bend County

Effective Interest - Actual Life

Receipts in Period

12/01/16 - 12/31/16

12

CUSIP	Invest Number	Security Description	Purchase Date	Amortiz Date	Yield Earned	Beginning Par Val/Shares	Beginning Unamor Val/Cost	Premium Discount	Ending Par Val/Shares	Ending Amor Val/Cost	Unamor Prem/Dscnt	Amortization In the Perd	Amortization Purch/Date
FFCB													
3133EGJX4	16-0004	FFCB 1.08 07/05/19	07/05/16	07/05/19	1.0800	8,500,000.00	8,500,000.00	0.00	8,500,000.00	8,500,000.00	0.00	0.00	0.00
FFCB Total						<u>1.0800</u>	<u>8,500,000.00</u>	<u>8,500,000.00</u>	<u>0.00</u>	<u>8,500,000.00</u>	<u>8,500,000.00</u>	<u>0.00</u>	<u>0.00</u>
FHLMC													
3134G9H42	16-0002	FHLMC 0.70 12/29/17	06/30/16	12/29/17	0.7000	10,000,000.00	10,000,000.00	0.00	10,000,000.00	10,000,000.00	0.00	0.00	0.00
3137EAEA3	16-0001	FHLMC 0.75 04/09/18	06/29/16	04/09/18	0.6790	6,000,000.00	6,007,505.28	-7,505.28	6,000,000.00	6,005,386.36	-5,386.36	-351.41	-2,118.92
3134G9G76	16-0003	FHLMC 0.80 06/29/18	06/30/16	06/29/18	0.8000	14,500,000.00	14,500,000.00	0.00	14,500,000.00	14,500,000.00	0.00	0.00	0.00
FHLMC Total						<u>0.7434</u>	<u>30,500,000.00</u>	<u>30,507,505.28</u>	<u>-7,505.28</u>	<u>30,500,000.00</u>	<u>30,505,386.36</u>	<u>-5,386.36</u>	<u>-351.41</u>
Money Market													
Prosperity-Money Market Accts.			AR-0009	Money Market		11/30/03	Open	0.6657	159,187,482.89	159,187,482.89	0.00	149,164,786.75	149,164,786.75
Money Market Total								<u>0.6657</u>	<u>159,187,482.89</u>	<u>159,187,482.89</u>	<u>0.00</u>	<u>149,164,786.75</u>	<u>149,164,786.75</u>
State Pool													
MB02-MBIA General			AR-0015	State Pool		11/01/08	Open	0.8857	284,587.01	284,587.01	0.00	284,800.50	284,800.50
MB03-MBIA Road & Bridge			AR-0016	State Pool		11/01/08	Open	0.7778	7,977,235.94	7,977,235.94	0.00	6,982,469.87	6,982,469.87
MB04-MBIA Drainage			AR-0017	State Pool		11/01/08	Open	0.8856	7,158,310.93	7,158,310.93	0.00	7,163,680.68	7,163,680.68
MB06-MBIA Toll Rd. Operations			AR-0019	State Pool		11/01/08	Open	0.8856	8,309,177.07	8,309,177.07	0.00	8,315,410.13	8,315,410.13
TT00-TX TERM General			AR-0022	State Pool		11/01/08	Open	0.5007	1,013.87	1,013.87	0.00	1,014.30	1,014.30
TT02-TX TERM Toll Rd. Operation			AR-0024	State Pool		11/01/08	Open	0.5013	1,012.71	1,012.71	0.00	1,013.14	1,013.14
TT04-TX TERM Road & Bridge			AR-0026	State Pool		11/01/08	Open	0.5022	1,010.87	1,010.87	0.00	1,011.30	1,011.30
TT05-TX TERM Drainage			AR-0027	State Pool		11/01/08	Open	0.4929	335.37	335.37	0.00	335.51	335.51
LOG1-Logic- General			AR-0028	State Pool		11/10/08	Open	0.8723	1,015.06	1,015.06	0.00	1,015.81	1,015.81
LOG2-Logic-Toll Rd.Operations			AR-0029	State Pool		11/10/08	Open	0.8786	1,021.22	1,021.22	0.00	1,021.98	1,021.98
LOG5-Logic-Drainage			AR-0032	State Pool		11/10/08	Open	0.8725	1,014.84	1,014.84	0.00	1,015.59	1,015.59
LOG8-Logic-Road & Bridge			AR-0035	State Pool		11/10/08	Open	0.8722	1,015.26	1,015.26	0.00	1,016.01	1,016.01
MB12-MBIA ESD 100 AGREEMENT			AR-0041	State Pool		08/31/16	Open	0.8856	3,907,946.59	3,907,946.59	0.00	3,910,878.09	3,910,878.09
MB13-MBIA ASSISTANCE DIST #1			AR-0042	State Pool		08/31/16	Open	0.8856	10,020,375.89	10,020,375.89	0.00	10,027,892.61	10,027,892.61
MB14-MBIA GR PARKWAY OPERATIONS			AR-0043	State Pool		08/31/16	Open	0.8856	8,517,319.52	8,517,319.52	0.00	8,523,708.73	8,523,708.73
MB15-FACILITIES BONDS 2016			AR-0044	State Pool		08/31/16	Open	0.8856	30,061,127.72	30,061,127.72	0.00	30,083,677.84	30,083,677.84
MB16-MOBILITY BONDS 2016			AR-0045	State Pool		08/31/16	Open	0.8361	30,061,127.72	30,061,127.72	0.00	27,082,348.13	27,082,348.13
MB17 - SR LIEN BOND 2016			AR-0046	State Pool		12/09/16	Open	0.8948	0.00	0.00	0.00	35,019,679.73	35,019,679.73
State Pool Total								<u>0.8697</u>	<u>106,304,647.59</u>	<u>106,304,647.59</u>	<u>0.00</u>	<u>137,401,989.95</u>	<u>137,401,989.95</u>
Investment Total								<u>0.7654</u>	<u>304,492,130.48</u>	<u>304,499,635.76</u>	<u>-7,505.28</u>	<u>325,566,776.70</u>	<u>325,572,163.06</u>
											<u>-5,386.36</u>	<u>-351.41</u>	<u>-2,118.92</u>

Open Investments

Ft. Bend County

Effective Interest - Actual Life

Receipts in Period

12/31/16

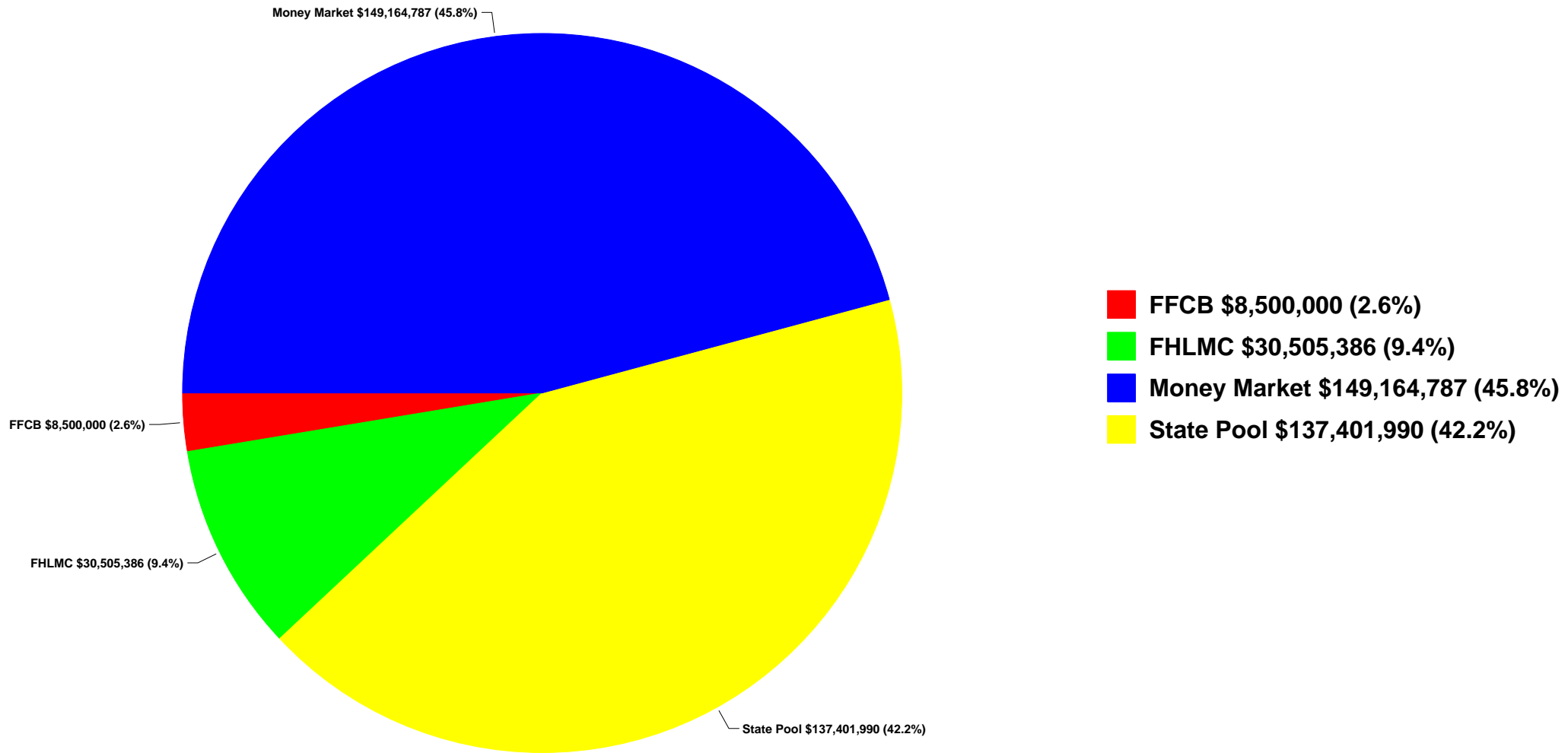
13

CUSIP	Invest Number	Security Description	Invest Class	Purchase Date	Call Date	Purchase Institut	SafeKeep Institut	Issuing Institut	Yield Matur	Yield Call	Original Unit Cost	Original Par Val/Shares	Original Princ/Cost	Orig Prem Discount	Ending Unit Price	Ending Par Val/Shares	Ending Amor Val/Cost	Unamor Prem/Dscnt
FFCB																		
3133BGTX4	16-0004	FFCB 1.08 07/05/19		07/05/16	Open	700	100	None	1.0800	1.0800	1.000000	8,500,000.00	8,500,000.00	0.00	1.000000	8,500,000.00	8,500,000.00	0.00
FFCB Total									<u>1.0800</u>	<u>1.0800</u>	<u>1.000000</u>	<u>8,500,000.00</u>	<u>8,500,000.00</u>	<u>0.00</u>	<u>1.000000</u>	<u>8,500,000.00</u>	<u>8,500,000.00</u>	<u>0.00</u>
FHLMC																		
3134G9H42	16-0002	FHLMC 0.70 12/29/17		06/30/16	Open	700	100	None	0.7000	0.7000	1.000000	10,000,000.00	10,000,000.00	0.00	1.000000	10,000,000.00	10,000,000.00	0.00
3137EAEA3	16-0001	FHLMC 0.75 04/09/18		06/29/16	Open	700	100	None	0.6790	0.6790	1.001251	6,000,000.00	6,007,505.28	-7,505.28	1.000898	6,000,000.00	6,005,386.36	-5,386.36
3134G9GT6	16-0003	FHLMC 0.80 06/29/18		06/30/16	Open	1200	100	None	0.8000	0.8000	1.000000	14,500,000.00	14,500,000.00	0.00	1.000000	14,500,000.00	14,500,000.00	0.00
FHLMC Total									<u>0.7434</u>	<u>0.7434</u>	<u>1.000246</u>	<u>30,500,000.00</u>	<u>30,507,505.28</u>	<u>-7,505.28</u>	<u>1.000177</u>	<u>30,500,000.00</u>	<u>30,505,386.36</u>	<u>-5,386.36</u>
Money Market																		
Prosperity-Money Market Accts.	AR-0009	Money Market		11/30/03	Open	100	100	100	0.7800	0.7800	1.000000	12,505,577.66	12,505,577.66	0.00	1.000000	149,164,786.75	149,164,786.75	0.00
Money Market Total									<u>0.7800</u>	<u>0.7800</u>	<u>1.000000</u>	<u>12,505,577.66</u>	<u>12,505,577.66</u>	<u>0.00</u>	<u>1.000000</u>	<u>149,164,786.75</u>	<u>149,164,786.75</u>	<u>0.00</u>
State Pool																		
MB02-MBIA General	AR-0015	State Pool		11/01/08	Open	2000	2000	2000	0.8900	0.8900	1.000000	17,374,917.83	17,374,917.83	0.00	1.000000	284,800.50	284,800.50	0.00
MB03-MBIA Road & Bridge	AR-0016	State Pool		11/01/08	Open	2000	2000	2000	0.8900	0.8900	1.000000	2,856,438.24	2,856,438.24	0.00	1.000000	6,982,469.87	6,982,469.87	0.00
MB04-MBIA Drainage	AR-0017	State Pool		11/01/08	Open	2000	2000	2000	0.8900	0.8900	1.000000	1,267,218.21	1,267,218.21	0.00	1.000000	7,163,680.68	7,163,680.68	0.00
MB06-MBIA Toll Rd. Operations	AR-0019	State Pool		11/01/08	Open	2000	2000	2000	0.8900	0.8900	1.000000	3,143,377.27	3,143,377.27	0.00	1.000000	8,315,410.13	8,315,410.13	0.00
TT00-TX TERM General	AR-0022	State Pool		11/01/08	Open	2005	2005	2005	0.5000	0.5000	1.000000	10,006,437.87	10,006,437.87	0.00	1.000000	1,014.30	1,014.30	0.00
TT02-TX TERM Toll Rd. Operation	AR-0024	State Pool		11/01/08	Open	2005	2005	2005	0.5000	0.5000	0.000000	0.00	0.00	0.00	1.000000	1,013.14	1,013.14	0.00
TT04-TX TERM Road & Bridge	AR-0026	State Pool		11/01/08	Open	2005	2005	2005	0.5000	0.5000	1.000000	10,463.28	10,463.28	0.00	1.000000	1,011.30	1,011.30	0.00
TT05-TX TERM Drainage	AR-0027	State Pool		11/01/08	Open	2005	2005	2005	0.5000	0.5000	1.000000	109,774.61	109,774.61	0.00	1.000000	335.51	335.51	0.00
LOG1-Logic- General	AR-0028	State Pool		11/10/08	Open	200	200	200	0.8790	0.8790	1.000000	10,000,000.00	10,000,000.00	0.00	1.000000	1,015.81	1,015.81	0.00
LOG2-Logic-Toll Rd.Operations	AR-0029	State Pool		11/10/08	Open	200	200	200	0.8790	0.8790	1.000000	2,000,000.00	2,000,000.00	0.00	1.000000	1,021.98	1,021.98	0.00
LOG5-Logic-Drainage	AR-0032	State Pool		11/10/08	Open	200	200	200	0.8790	0.8790	1.000000	500,000.00	500,000.00	0.00	1.000000	1,015.59	1,015.59	0.00
LOG8-Logic-Road & Bridge	AR-0035	State Pool		11/10/08	Open	200	200	200	0.8790	0.8790	1.000000	1,000,000.00	1,000,000.00	0.00	1.000000	1,016.01	1,016.01	0.00
MB12-MBIA ESD 100 AGREEMENT	AR-0041	State Pool		08/31/16	Open	2000	2000	2000	0.8900	0.8900	1.000000	3,900,000.00	3,900,000.00	0.00	1.000000	3,910,878.09	3,910,878.09	0.00
MB13-MBIA ASSISTANCE DIST #1	AR-0042	State Pool		08/31/16	Open	2000	2000	2000	0.8900	0.8900	1.000000	10,000,000.00	10,000,000.00	0.00	1.000000	10,027,892.61	10,027,892.61	0.00
MB14-MBIA GR PARKWAY OPERATIONS	AR-0043	State Pool		08/31/16	Open	2000	2000	2000	0.8900	0.8900	1.000000	8,500,000.00	8,500,000.00	0.00	1.000000	8,523,708.73	8,523,708.73	0.00
MB15-FACILITIES BONDS 2016	AR-0044	State Pool		08/31/16	Open	2000	2000	2000	0.8900	0.8900	1.000000	30,000,000.00	30,000,000.00	0.00	1.000000	30,083,677.84	30,083,677.84	0.00
MB16-MOBILITY BONDS 2016	AR-0045	State Pool		08/31/16	Open	2000	2000	2000	0.8900	0.8900	1.000000	30,000,000.00	30,000,000.00	0.00	1.000000	27,082,348.13	27,082,348.13	0.00
MB17 - SR LIEN BOND 2016	AR-0046	State Pool		12/09/16	Open	2000	2000	2000	0.8900	0.8900	1.000000	35,000,000.00	35,000,000.00	0.00	1.000000	35,019,679.73	35,019,679.73	0.00
State Pool Total									<u>0.8900</u>	<u>0.8900</u>	<u>1.000000</u>	<u>165,668,627.31</u>	<u>165,668,627.31</u>	<u>0.00</u>	<u>1.000000</u>	<u>137,401,989.95</u>	<u>137,401,989.95</u>	<u>0.00</u>
Investment Total									<u>0.8308</u>	<u>0.8308</u>	<u>1.000035</u>	<u>217,174,204.97</u>	<u>217,181,710.25</u>	<u>-7,505.28</u>	<u>1.000017</u>	<u>325,566,776.70</u>	<u>325,572,163.06</u>	<u>-5,386.36</u>

Open Investments
Ft. Bend County
Effective Interest - Actual Life
Receipts in Period
12/31/16

By Security

Open Investments \$325,572,163



FBC INVESTMENT TRAILING 12 MONTHS

Open Investments		FARMERS MAC DN	FFCB	FHLB	FHLMC	FNMA	FNMA DISCOUNT NOTE	State Pool	Prosperity Money Market	Prosperity - Invst. Acct.
\$ 225,176,569	12/31/2015	\$ -	\$ -	\$ -	\$ -	\$ -	\$ -	\$ 685,425	\$ 224,491,145	\$ -
\$ 327,286,152	1/31/2016	\$ -	\$ -	\$ -	\$ -	\$ -	\$ -	\$ 685,668	\$ 326,600,484	\$ -
\$ 440,862,439	2/29/2016	\$ -	\$ -	\$ -	\$ -	\$ -	\$ -	\$ 685,932	\$ 440,176,507	\$ -
\$ 377,990,775	3/31/2016	\$ -	\$ -	\$ -	\$ -	\$ -	\$ -	\$ 686,246	\$ 377,304,529	\$ -
\$ 352,468,828	4/30/2016	\$ -	\$ -	\$ -	\$ -	\$ -	\$ -	\$ 686,566	\$ 351,782,262	\$ -
\$ 326,876,601	5/31/2016	\$ -	\$ -	\$ -	\$ -	\$ -	\$ -	\$ 686,910	\$ 326,189,691	\$ -
\$ 423,775,100	6/30/2016	\$ -	\$ -	\$ -	\$ 30,507,482	\$ -	\$ -	\$ 687,266	\$ 392,580,351	\$ -
\$ 405,130,013	7/31/2016	\$ -	\$ 8,500,000	\$ -	\$ 30,507,135	\$ -	\$ -	\$ 687,638	\$ 365,435,240	\$ -
\$ 381,778,053	8/31/2016	\$ -	\$ 8,500,000	\$ -	\$ 30,506,787	\$ -	\$ -	\$ 106,090,584	\$ 236,680,683	\$ -
\$ 355,512,703	9/30/2016	\$ -	\$ 8,500,000	\$ -	\$ 30,506,440	\$ -	\$ -	\$ 106,157,420	\$ 210,348,843	\$ -
\$ 329,384,202	10/31/2016	\$ -	\$ 8,500,000	\$ -	\$ 30,506,440	\$ -	\$ -	\$ 106,231,840	\$ 184,144,857	\$ -
\$ 304,497,868	11/30/2016	\$ -	\$ 8,500,000	\$ -	\$ 30,505,738	\$ -	\$ -	\$ 106,304,648	\$ 159,187,483	\$ -
\$ 325,572,163	12/31/2016	\$ -	\$ 8,500,000	\$ -	\$ 30,505,386	\$ -	\$ -	\$ 137,401,990	\$ 149,164,787	\$ -

Wendt, Sandra

From: Laura Turner (111) <Laura.Turner@prosperitybankusa.com>
Sent: Thursday, December 08, 2016 9:52 AM
To: Elster, Melissa; Matheaus, Robin; Wendt, Sandra
Subject: RE: December interest rates - CORRECTED

In accordance to the Depository bid, the variable interest rate for the month of December will reflect the change in the 91 day T-bill rate. The 91 day T-bill investment rate is 0.487%. Rate paid will be 0.777% (0.487% + .29) on the General Operating and all other accounts.



Laura Turner 

Assistant Vice President

Lending Assistant

Prosperity Bank

Sugar Land Banking Center

14060 Southwest Freeway

Sugar Land, TX 77478

Phone: 281-269-7200

Direct: 281-269-7254

Fax: 281-269-7108

Email: laura.turner@prosperitybankusa.com

NYSE: PB



Prosperity Bank has been ranked by Forbes as one of the country's best banks for each of the past five years, twice being named Best Bank in America in 2012 and 2014.

Handy information should the need arise.....



Daily Rates

December 2016

TXCLASS

Average Monthly Yield: 0.89%

Date	Dividend Rate	Annual Yield
01-Dec-16	0.000023297	0.85%
02-Dec-16	0.000023338	0.85%
03-Dec-16	0.000023338	0.85%
04-Dec-16	0.000023338	0.85%
05-Dec-16	0.000023522	0.86%
06-Dec-16	0.000023516	0.86%
07-Dec-16	0.000023694	0.87%
08-Dec-16	0.000023702	0.87%
09-Dec-16	0.000023663	0.87%
10-Dec-16	0.000023663	0.87%
11-Dec-16	0.000023663	0.87%
12-Dec-16	0.000023847	0.87%
13-Dec-16	0.000024146	0.88%
14-Dec-16	0.000024087	0.88%
15-Dec-16	0.000024520	0.90%
16-Dec-16	0.000024516	0.90%
17-Dec-16	0.000024516	0.90%
18-Dec-16	0.000024516	0.90%
19-Dec-16	0.000024626	0.90%
20-Dec-16	0.000024578	0.90%
21-Dec-16	0.000024645	0.90%
22-Dec-16	0.000024581	0.90%
23-Dec-16	0.000024507	0.90%
24-Dec-16	0.000024507	0.90%
25-Dec-16	0.000024507	0.90%
26-Dec-16	0.000024507	0.90%
27-Dec-16	0.000024781	0.91%
28-Dec-16	0.000025044	0.92%
29-Dec-16	0.000025248	0.92%
30-Dec-16	0.000024734	0.91%
31-Dec-16	0.000024734	0.91%

Current Rates:

As of December 31, 2016

Current Yield¹	<u>0.56%</u>
One-Day Yield¹	<u>0.55%</u>
Allocation Factor¹	<u>0.000015461</u>

Historical Rates:

Monthly Distribution Yields²

	2007	2008	2009	2010	2011	2012	2013	2014	2015	2016
January	5.25%	4.27%	1.14%	0.17%	0.14%	0.08%	0.12%	0.04%	0.07%	0.35%
February	5.28%	3.57%	0.83%	0.17%	0.17%	0.10%	0.10%	0.04%	0.08%	0.39%
March	5.29%	2.98%	0.74%	0.18%	0.14%	0.10%	0.10%	0.04%	0.09%	0.41%
April	5.26%	2.51%	0.63%	0.19%	0.10%	0.10%	0.08%	0.04%	0.09%	0.42%
May	5.23%	2.36%	0.55%	0.19%	0.09%	0.12%	0.08%	0.04%	0.09%	0.43%
June	5.26%	2.26%	0.50%	0.21%	0.09%	0.13%	0.05%	0.04%	0.09%	0.44%
July	5.25%	2.29%	0.42%	0.23%	0.06%	0.13%	0.05%	0.05%	0.10%	0.45%
August	5.25%	2.39%	0.41%	0.24%	0.08%	0.13%	0.05%	0.06%	0.11%	0.47%
September	5.15%	2.38%	0.37%	0.21%	0.07%	0.13%	0.05%	0.06%	0.13%	0.50%
October	4.99%	2.65%	0.27%	0.19%	0.07%	0.13%	0.04%	0.06%	0.15%	0.47%
November	4.80%	2.13%	0.26%	0.17%	0.08%	0.13%	0.04%	0.06%	0.15%	0.45%
December	4.53%	1.79%	0.23%	0.15%	0.11%	0.13%	0.04%	0.07%	0.23%	0.50%

**Call Toll-Free
1-866-TEX-TERM**

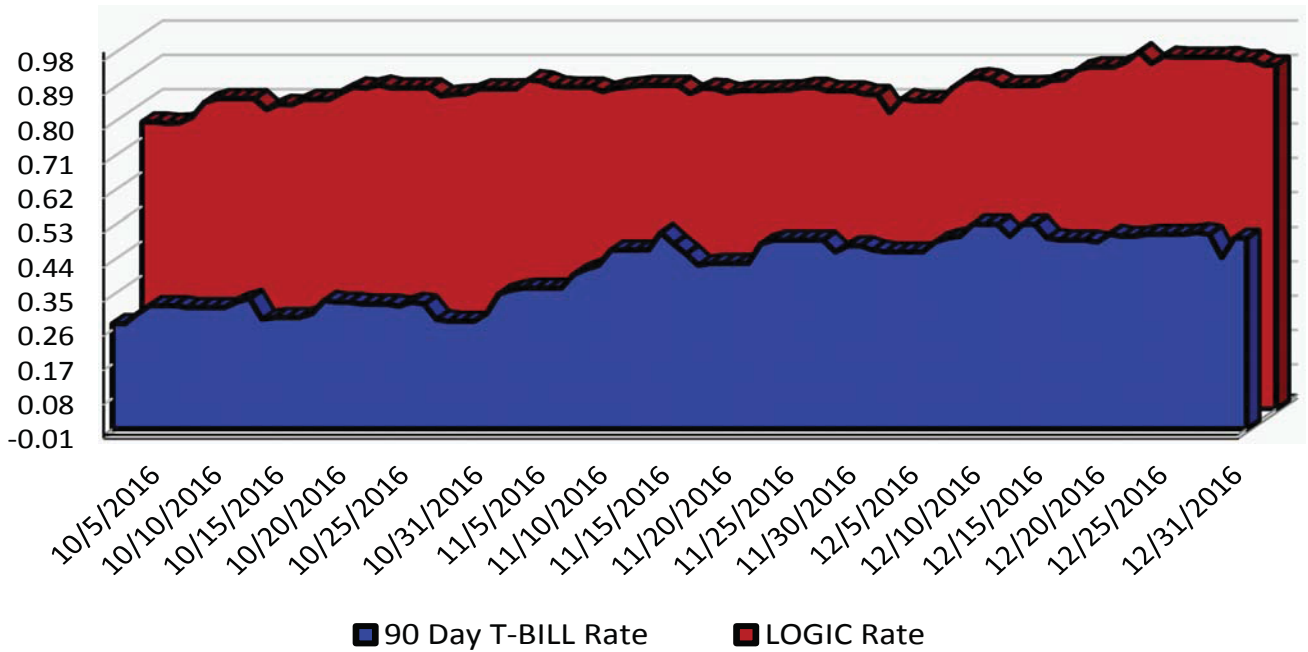
Past performance is not indicative of future results and yields may vary.

(1) The current yield, which is also known as the current annualized yield or current seven-day yield, represents the net change, exclusive of capital changes and income other than investment income, in the value of a hypothetical account with a balance of one share (normally \$1.00 per share) over a seven-day base period expressed as a percentage of the value of one share at the beginning of the seven-day period. This resulting net change in account value is then annualized by multiplying it by 365 and dividing the result by 7. The yields shown may reflect fee waivers by service providers that subsidize and reduce the total operating expenses of the TexasDAILY portfolio. Portfolio yields would be lower if there were no such waivers. The allocation factor represents the daily net income dividend declared by the TexasDAILY portfolio divided by the portfolio's daily net assets. The one-day yield represents the allocation factor of the TexasDAILY portfolio divided by the daily net asset value per share (normally \$1.00) multiplied by 365. Unlike the current yield—which excludes capital changes and income other than investment income—the allocation factor and one-day yield are inclusive of capital changes and any income other than investment income.

(2) The monthly distribution yield represents the sum of a month's one-day allocation factors divided by the number of days in that month, and multiplied by 365. The yields shown may reflect fee waivers by service providers that subsidize and reduce the total operating expenses of the TexasDAILY portfolio. Portfolio yields would be lower if there were no such waivers.

*This information is for institutional investor use only, not for further distribution to retail investors, and does not represent an offer to sell or a solicitation of an offer to buy or sell any fund or other security. Investors should consider the Pool's investment objectives, risks, charges and expenses before investing. This and other information about the Pool is available in the Pool's Information Statement, which should be read carefully before investing. A copy of the Pool's Information Statement may be obtained by calling 1-866-839-8376 or is available on the Pool's website at www.texasterm.net. While TexasDAILY seeks to maintain a stable net asset value of \$1.00 per share and TexasTERM seeks to achieve a net asset value of \$1.00 per share at its stated maturity, it is possible to lose money investing in the Pool. An investment in the Pool is not insured or guaranteed by the Federal Deposit Insurance Corporation or any other government agency. Shares of the Pool are distributed by **PFM Fund Distributors, Inc.**, member Financial Industry Regulatory Authority (FINRA) (www.finra.org) and Securities Investor Protection Corporation (SIPC) (www.sipc.org). PFM Fund Distributors, Inc. is a wholly owned subsidiary of PFM Asset Management LLC.*

LOGIC versus 90-Day Treasury Bill



This material is for information purposes only. This information does not represent an offer to buy or sell a security. The above rate information is obtained from sources that are believed to be reliable; however, its accuracy or completeness may be subject to change. The LOGIC management fee may be waived in full or in part at the discretion of the LOGIC co-administrators and the LOGIC rate for the period shown reflects waiver of fees. This table represents historical investment performance/return to the customer, net of fees, and is not an indication of future performance. An investment in the security is not insured or guaranteed by the Federal Deposit Insurance Corporation or any other government agency. Although the issuer seeks to preserve the value of an investment at \$1.00 per share, it is possible to lose money by investing in the security. Information about these and other program details are in the fund's Information Statement which should be read carefully before investing. The yield on the 90-Day Treasury Bill ("T-Bill Yield") is shown for comparative purposes only. When comparing the investment returns of the LOGIC pool to the T-Bill Yield, you should know that the LOGIC pool consist of allocations of specific diversified securities as detailed in the respective Information Statements. The T-Bill Yield is taken from Bloomberg Finance L.P. and represents the daily closing yield on the then current 90-day T-Bill.

Daily Summary for December 2016

Date	Mny Mkt Fund Equiv. [SEC Std.]	Daily Allocation Factor	LOGIC Invested Balance	Market Value Per Share	WAM Days (1)*	WAM Days (2)*
12/1/2016	0.8125%	0.000022261	\$4,680,597,813.25	1.000368	28	71
12/2/2016	0.8064%	0.000022092	\$4,672,339,298.09	1.000344	28	73
12/3/2016	0.8064%	0.000022092	\$4,672,339,298.09	1.000344	28	73
12/4/2016	0.8064%	0.000022092	\$4,672,339,298.09	1.000344	28	73
12/5/2016	0.8397%	0.000023006	\$4,688,751,437.77	1.000394	36	78
12/6/2016	0.8626%	0.000023634	\$4,673,674,789.36	1.000411	37	80
12/7/2016	0.8670%	0.000023754	\$4,679,886,787.66	1.000425	37	80
12/8/2016	0.8624%	0.000023627	\$4,676,951,884.23	1.000427	34	79
12/9/2016	0.8460%	0.000023179	\$4,745,346,019.70	1.000396	32	76
12/10/2016	0.8460%	0.000023179	\$4,745,346,019.70	1.000396	32	76
12/11/2016	0.8460%	0.000023179	\$4,745,346,019.70	1.000396	32	76
12/12/2016	0.8474%	0.000023217	\$4,742,044,605.49	1.000395	33	76
12/13/2016	0.8603%	0.000023569	\$4,594,698,723.12	1.000403	33	77
12/14/2016	0.8621%	0.000023618	\$4,599,106,608.03	1.000393	32	77
12/15/2016	0.8869%	0.000024299	\$4,774,092,623.91	1.000365	30	73
12/16/2016	0.8951%	0.000024522	\$4,887,030,485.39	1.000298	32	72
12/17/2016	0.8951%	0.000024522	\$4,887,030,485.39	1.000298	32	72
12/18/2016	0.8951%	0.000024522	\$4,887,030,485.39	1.000298	32	72
12/19/2016	0.9090%	0.000024905	\$5,058,225,869.80	1.000328	33	71
12/20/2016	0.9351%	0.000025620	\$4,739,040,844.05	1.000352	34	75
12/21/2016	0.9043%	0.000024775	\$5,084,117,911.04	1.000340	32	70
12/22/2016	0.9234%	0.000025299	\$5,113,337,622.23	1.000320	32	70
12/23/2016	0.9209%	0.000025230	\$5,168,570,074.70	1.000270	29	66
12/24/2016	0.9209%	0.000025230	\$5,168,570,074.70	1.000270	29	66
12/25/2016	0.9209%	0.000025230	\$5,168,570,074.70	1.000270	29	66
12/26/2016	0.9209%	0.000025230	\$5,168,570,074.70	1.000270	29	66
12/27/2016	0.9222%	0.000025266	\$5,159,061,030.09	1.000326	29	65
12/28/2016	0.9140%	0.000025040	\$5,227,142,239.13	1.000327	28	66
12/29/2016	0.9145%	0.000025055	\$5,259,017,107.87	1.000334	28	65
12/30/2016	0.8999%	0.000024654	\$5,345,321,204.93	1.000291	26	61
12/31/2016	0.8999%	0.000024654	\$5,345,321,204.93	1.000291	26	61
Average	0.8790%	0.000024082	\$4,904,155,419.85		31	72

Prosperity Bank
Money Market Accounts
December 31, 2016

FUND	DESCRIPTION	BEGINNING BALANCE	DEPOSITS	WITH- DRAWALS	INTEREST	ENDING BALANCE
100	General Operating	24,381,002.90	54,352,224.91	37,138,149.44	17,417.93	41,612,496.30
150	Juvenile Operations	14,282,722.22	233,593.66	1,200,773.65	9,147.43	13,324,689.66
155	Road & Bridge	395,897.80	3,676,110.08	1,559,792.18	880.19	2,513,095.89
160	Drainage District	1,817,027.73	1,437,678.61	518,836.31	1,369.62	2,737,239.65
165	Lateral Road	805,218.27	-	-	529.93	805,748.20
170	Statue Restoration	4,317.21	-	-	2.84	4,320.05
175	City Water Assistance	25,388.70	248.00	133.14	16.74	25,520.30
185	Entex Contributions	4.40	-	-	-	4.40
190	H L & P Assistance	7,209.60	995.71	4,312.35	2.45	3,895.41
195	County Law Library	1,200,270.02	26,863.09	41,582.14	784.57	1,186,335.54
200	Law Enforcement Academy	472,034.52	-	9,012.93	307.35	463,328.94
360	Law Enforcement Training	147,565.75	-	-	97.12	147,662.87
215	Library Donations	126,764.18	1,207.65	5,216.27	81.44	122,837.00
225	FBC Asset Forfeiture-Task-State	843,864.46	119,094.28	12,782.85	594.33	950,770.22
235	Probate Court Training	92,576.96	605.00	-	61.16	93,243.12
245	Alert Program-Juvenile	51,232.21	-	-	33.72	51,265.93
255	D A Asset Forfeiture-Fed.	51.86	-	-	0.03	51.89
265	Gus George Memorial	4,705.29	-	-	3.10	4,708.39
275	D A Special Fund Run	17,928.10	-	-	11.80	17,939.90
280	Co.Atty.Supplemental Salary	221,132.94	-	5,012.14	144.37	216,265.17
290	VIT Interest (Tax Coll)	974.38	1,599.07	-	1.46	2,574.91
300	FBC Elections	839,083.35	76,193.41	18,058.54	596.37	897,814.59
305	FBC Asset Forfeiture-Task-Fed.	621.31	-	-	0.41	621.72
310	Sheriff Ofc/Forfeiture-Assets-St.	298,625.51	-	-	196.53	298,822.04
315	Sheriff Ofc/Forfeiture-Assets-Fed.	321,336.36	-	-	211.48	321,547.84
320	Constable Pct. 2 F/A	2,341.44	-	-	1.54	2,342.98
335	DA Asset Forfeiture-State	186,356.12	22,861.94	15,371.18	119.23	193,966.11
810	Toll Road Operations	20,947,906.70	4,238,603.41	362,727.42	14,924.92	24,838,707.61
390	Child Protective Service IV-E	108,852.16	1,599.13	11,371.40	70.63	99,150.52
402	Hope 3 Program Sales	5,484.34	-	-	3.61	5,487.95
410	Child Support IVD Reimb.	244,645.69	4,209.41	-	162.61	249,017.71
415	Local Law Enf.Block Grant	80,258.94	-	-	52.82	80,311.76

Prosperity Bank
Money Market Accounts
December 31, 2016

440	Supervision	2,218,506.88	1,051,463.52	543,322.89	1,771.63	2,728,419.14
205	Surface Water Supply Corp.	7,802.62	-	-	5.14	7,807.76
TREA	Treasurer's Account	6,213,950.62	8,083,274.73	9,717,950.57	2,688.27	4,581,963.05
INVE	FBC Investment Account	-	92,483.34	92,483.34	1.96	1.96
850M	Boon-Chapman Medical	1,314,678.13	2,000,750.85	2,363,078.72	870.37	953,220.63
850D	Boon-Chapman Dental	444,367.12	750,056.00	125,798.97	566.59	1,069,190.74
882	Boon-Chapman 125	142,909.96	42,426.07	38,358.13	96.86	147,074.76
884	Fee Officer's Account	978,105.87	1,710,991.29	1,786,724.76	-	902,372.40
912	JP Credit Card Processing	116,983.06	181,113.48	256,767.34	42.77	41,371.97
908	EMS Credit Card Processing	17,302.67	19,768.60	17,432.67	8.54	19,647.14
600/605	Debt Service Account	1,796,577.32	6,902,286.93	500.00	2,536.81	8,700,901.06
GAS	FBC Fuel Account (Susser)	14.53	161,310.94	161,325.47	3.43	3.43
332	Fire Marshal St. Ass't. Forfeiture	658.02	-	-	0.43	658.45
JPEF	JP #4 E-Filing	1,418.80	2,841.25	3,113.55	0.41	1,146.91
DACC	D A Credit Card Processing	840.54	2,752.15	1,905.48	0.56	1,687.77
PTCC	Public Transportation Credit Cards	413.71	522.76	899.25	0.12	37.34
CSCC	CSCD Credit Card	86,053.68	94,992.98	110,304.00	48.58	70,791.24
LBCC	Library Credit Card	985.33	8,347.06	7,844.59	1.14	1,488.94
JUCC	Juvenile Credit Card	2,050.68	5,357.36	7,050.34	1.26	358.96
815	Grand Pkwy Toll Road Ops	4,948,043.42	2,386,670.06	237,835.94	4,133.22	7,101,010.76
145	Emergency Svc Dist 100	28,629.95	-	-	18.84	28,648.79
130	Assistant Dist Number 1	3,648,553.98	255,956.54	1,500.00	2,525.35	3,905,535.87
131	Assistant Dist Number 2	1,554,884.29	68,647.65	161,271.00	1,042.63	1,463,303.57
133	Assistant Dist Number 4	536,711.53	13,176.82	425.00	359.43	549,822.78
134	Assistant Dist Number 5	115,430.76	3,160.98	425.00	77.28	118,244.02
800S	Sr. Lien Toll Rd Rev Bonds 2012	1,415,176.96	-	1,415,176.96	811.17	811.17
805	Grand Pkwy Toll RD Rev Bond	5,488,290.92	-	-	3,611.92	5,491,902.84
206	Industrial Development Corp	155,719.91	-	24,500.00	89.48	131,309.39
135	Assistant Dist Number 6	2,013,018.29	101,090.21	3,520.50	1,372.62	2,111,960.62
CCCS	Non Fee Officer CC Clearing Acct	101,381.61	24,089.76	47.46	75.33	125,499.24
801	Sr. Lien Toll Rd Rev Bonds 2014	4,252,388.57	-	-	2,798.56	4,255,187.13
802	Sr. Lien Toll Rd Rev Bonds 2016	44,553,740.38	20,000.00	40,141,967.21	10,284.72	4,442,057.89
JPMT	Juror Payments	8,316.22	30,485.00	18,301.22	5.52	20,505.52

Prosperity Bank
Money Market Accounts
December 31, 2016

	Engineering Permitting E-Check	2,571.05	600.00	1.05	1.92	3,171.92
208	East FBC Development	-	-	-	-	-
742	Facilities Bonds 2016	8,268,455.84	13,922.22	1,569,140.94	4,821.40	6,718,058.52
744	Mobility Bonds 2016	819,148.25	3,044,750.01	1,667,134.24	1,064.48	2,197,828.50
	Total	159,187,482.89	91,266,975.92	101,379,238.53	89,566.47	149,164,786.75