

Investment Report

Ft. Bend County


12/01/18 - 12/31/18

1

This report summarizes the investment position of Ft. Bend County for the period 12/01/18 to 12/31/18.

| | 11/30/18 | 12/31/18 |
|---|----------------|----------------|
| Book Value | 279,696,558.57 | 381,755,526.65 |
| Market Value | 279,620,908.57 | 381,692,796.65 |
| Par Value | 279,696,558.57 | 381,755,526.65 |
| Change in Market Value | | 12,920.00 |
| Weighted Average Maturity (in Days) | 7 | 4 |
| Weighted Average Yield-to-Maturity of Portfolio | 2.5659% | 2.5904% |
| Yield-to-Maturity of 90 Day T-Bill | 0.0000% | 0.0000% |
| Accrued Interest | | 7,905.00 |


This report is presented in accordance with the Texas Government Code Title 10 Section 2256.023. The below signed hereby certify that, to the best of their knowledge on the date this report was created, Ft. Bend County is in compliance with the provisions of Government Code 2256 and with the stated policies and strategies of Ft. Bend County.



Director of Finance & Investments

1-29-19

Date



County Treasurer

1-28-2019

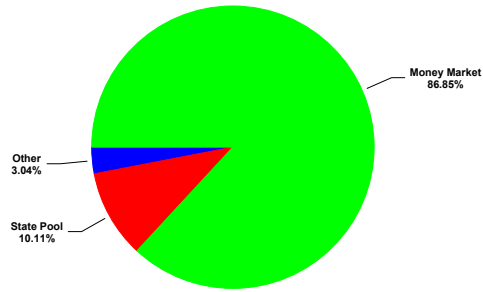
Date

Investment Report

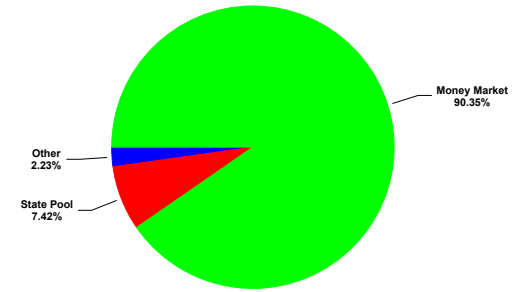
Ft. Bend County

12/01/18 - 12/31/18

Portfolio Composition - 11/30/18



Portfolio Composition - 12/31/18




Maturity Aging - 11/30/18 vs 12/31/18



■ Previous Period ■ Current Period

Portfolio Performance - 12/01/18 to 12/31/18



■ Portfolio ■ 90 Day T-Bill

GASB 31 Compliance Ft. Bend County

Effective Interest - Actual Life
Receipts in Period
12/01/18 - 12/31/18

| CUSIP | Invest Number | Security Description | Purchase Date | Sale Date | Valuation Method | Yield Earned | Price Source | Beginning Unit Price | Par Value On 12/01/18 | Reported Value 12/01/18 | Purchase Cost | Sales Proceeds | Ending Unit Price | Par Value On 12/31/18 | Price Source | Reported Value 12/31/18 | Change in Fair Value | Interest | Net Investment Income |
|---------------------------------|---------------|----------------------|---------------|-----------|------------------|---------------|--------------|----------------------|-----------------------|-------------------------|---------------|------------------------|-------------------|-----------------------|--------------|-------------------------|----------------------|-------------------|-----------------------|
| 3133EGJX4 | 16-0004 | FFCB 1.08 07/05/19 | 07/05/16 | Open | Fair Value | 2.8452 | FTI | 0.991100 | 8,500,000.00 | 8,424,350.00 | 0.00 | 0.00 | 0.992620 | 8,500,000.00 | FTI | 8,437,270.00 | 12,920.00 | 7,905.00 | 20,825.00 |
| Prosperity-Money Market Accts. | AR-0009 | Money Market | 11/30/03 | Open | Fair Value | 2.7702 | Manual | 1.000000 | 242,906,917.49 | 242,906,917.49 | 0.00 | -101,998,859.50 | 1.000000 | 344,905,776.99 | Manual | 344,905,776.99 | 0.00 | 579,196.00 | 579,196.00 |
| MB02-MBIA General | AR-0015 | State Pool | 11/01/08 | Open | Fair Value | 2.5068 | Manual | 1.000000 | 7,703,650.49 | 7,703,650.49 | 0.00 | -16,402.59 | 1.000000 | 7,720,053.08 | Manual | 7,720,053.08 | 0.00 | 16,402.59 | 16,402.59 |
| MB03-MBIA Road & Bridge | AR-0016 | State Pool | 11/01/08 | Open | Fair Value | 2.5071 | Manual | 1.000000 | 52,125.53 | 52,125.53 | 0.00 | -111.00 | 1.000000 | 52,236.53 | Manual | 52,236.53 | 0.00 | 111.00 | 111.00 |
| MB04-MBIA Drainage | AR-0017 | State Pool | 11/01/08 | Open | Fair Value | 2.5068 | Manual | 1.000000 | 747,786.84 | 747,786.84 | 0.00 | -1,592.18 | 1.000000 | 749,379.02 | Manual | 749,379.02 | 0.00 | 1,592.18 | 1,592.18 |
| MB06-MBIA Toll Rd. Operations | AR-0019 | State Pool | 11/01/08 | Open | Fair Value | 2.5068 | Manual | 1.000000 | 8,571,462.81 | 8,571,462.81 | 0.00 | -18,250.32 | 1.000000 | 8,589,713.13 | Manual | 8,589,713.13 | 0.00 | 18,250.32 | 18,250.32 |
| TT00-TX TERM General | AR-0022 | State Pool | 11/01/08 | Open | Fair Value | 2.3201 | Manual | 1.000000 | 1,040.29 | 1,040.29 | 0.00 | -2.05 | 1.000000 | 1,042.34 | Manual | 1,042.34 | 0.00 | 2.05 | 2.05 |
| TT02-TX TERM Toll Rd. Operation | AR-0024 | State Pool | 11/01/08 | Open | Fair Value | 2.3114 | Manual | 1.000000 | 1,039.11 | 1,039.11 | 0.00 | -2.04 | 1.000000 | 1,041.15 | Manual | 1,041.15 | 0.00 | 2.04 | 2.04 |
| TT04-TX TERM Road & Bridge | AR-0026 | State Pool | 11/01/08 | Open | Fair Value | 2.3156 | Manual | 1.000000 | 1,037.21 | 1,037.21 | 0.00 | -2.04 | 1.000000 | 1,039.25 | Manual | 1,039.25 | 0.00 | 2.04 | 2.04 |
| TT05-TX TERM Drainage | AR-0027 | State Pool | 11/01/08 | Open | Fair Value | 2.3266 | Manual | 1.000000 | 344.10 | 344.10 | 0.00 | -0.68 | 1.000000 | 344.78 | Manual | 344.78 | 0.00 | 0.68 | 0.68 |
| LOG1-Logic- General | AR-0028 | State Pool | 11/10/08 | Open | Fair Value | 2.4800 | Manual | 1.000000 | 5,489,101.40 | 5,489,101.40 | 0.00 | -11,562.40 | 1.000000 | 5,500,663.80 | Manual | 5,500,663.80 | 0.00 | 11,562.40 | 11,562.40 |
| LOG2-Logic-Toll Rd.Operations | AR-0029 | State Pool | 11/10/08 | Open | Fair Value | 2.4697 | Manual | 1.000000 | 1,053.55 | 1,053.55 | 0.00 | -2.21 | 1.000000 | 1,055.76 | Manual | 1,055.76 | 0.00 | 2.21 | 2.21 |
| LOG5-Logic-Drainage | AR-0032 | State Pool | 11/10/08 | Open | Fair Value | 2.4738 | Manual | 1.000000 | 1,047.02 | 1,047.02 | 0.00 | -2.20 | 1.000000 | 1,049.22 | Manual | 1,049.22 | 0.00 | 2.20 | 2.20 |
| LOG8-Logic-Road & Bridge | AR-0035 | State Pool | 11/10/08 | Open | Fair Value | 2.4728 | Manual | 1.000000 | 1,047.45 | 1,047.45 | 0.00 | -2.20 | 1.000000 | 1,049.65 | Manual | 1,049.65 | 0.00 | 2.20 | 2.20 |
| MB12-MBIA ESD 100 AGREEMENT | AR-0041 | State Pool | 08/31/16 | Open | Fair Value | 2.5068 | Manual | 1.000000 | 954,231.86 | 954,231.86 | 0.00 | -2,031.73 | 1.000000 | 956,263.59 | Manual | 956,263.59 | 0.00 | 2,031.73 | 2,031.73 |
| MB13-MBIA ASSISTANCE DIST #1 | AR-0042 | State Pool | 08/31/16 | Open | Fair Value | 2.5067 | Manual | 1.000000 | 88,186.62 | 88,186.62 | 0.00 | -187.76 | 1.000000 | 88,374.38 | Manual | 88,374.38 | 0.00 | 187.76 | 187.76 |
| MB14-MBIA GR PARKWAY OPERATIONS | AR-0043 | State Pool | 08/31/16 | Open | Fair Value | 2.5068 | Manual | 1.000000 | 4,676,486.80 | 4,676,486.80 | 0.00 | -9,957.18 | 1.000000 | 4,686,443.98 | Manual | 4,686,443.98 | 0.00 | 9,957.18 | 9,957.18 |
| Investment Total | | | | | | <u>2.7456</u> | | <u>0.999730</u> | <u>279,696,558.57</u> | <u>279,620,908.57</u> | <u>0.00</u> | <u>-102,058,968.08</u> | <u>0.999836</u> | <u>381,755,526.65</u> | | <u>381,692,796.65</u> | <u>12,920.00</u> | <u>647,209.58</u> | <u>660,129.58</u> |

Portfolio Position

Ft. Bend County

Effective Interest - Actual Life
Receipts in Period
12/01/18 - 12/31/18

| CUSIP | Invest Number | Security Description | Purchase Date | Call Date | Par Value On 12/01/18 | Par Value On 12/31/18 | Market Val On 12/01/18 | Market Val On 12/31/18 | Purchase Cost | Sales Proceeds | Original Princ/Cost | Amor Value On 12/01/18 | Amor Value On 12/31/18 |
|---|---------------|----------------------|---------------|-----------|----------------------------|----------------------------|----------------------------|----------------------------|--------------------|--------------------|-----------------------------|----------------------------|----------------------------|
| 130 - Assistance Dist #1 | | | | | | | | | | | | | |
| State Pool | | | | | | | | | | | | | |
| MB13-MBIA ASSISTANCE DIST #1 | AR-0042 | State Pool | 08/31/16 | Open | <u>88,186.62</u> | <u>88,374.38</u> | <u>88,186.62</u> | <u>88,374.38</u> | <u>0.00</u> | <u>0.00</u> | <u>10,000,000.00</u> | <u>88,186.62</u> | <u>88,374.38</u> |
| State Pool Total | | | | | <u>88,186.62</u> | <u>88,374.38</u> | <u>88,186.62</u> | <u>88,374.38</u> | <u>0.00</u> | <u>0.00</u> | <u>10,000,000.00</u> | <u>88,186.62</u> | <u>88,374.38</u> |
| 130 - Assistance Dist #1 Total | | | | | <u>88,186.62</u> | <u>88,374.38</u> | <u>88,186.62</u> | <u>88,374.38</u> | <u>0.00</u> | <u>0.00</u> | <u>10,000,000.00</u> | <u>88,186.62</u> | <u>88,374.38</u> |
| 145 - ESD 100 Agreement | | | | | | | | | | | | | |
| State Pool | | | | | | | | | | | | | |
| MB12-MBIA ESD 100 AGREEMENT | AR-0041 | State Pool | 08/31/16 | Open | <u>954,231.86</u> | <u>956,263.59</u> | <u>954,231.86</u> | <u>956,263.59</u> | <u>0.00</u> | <u>0.00</u> | <u>3,900,000.00</u> | <u>954,231.86</u> | <u>956,263.59</u> |
| State Pool Total | | | | | <u>954,231.86</u> | <u>956,263.59</u> | <u>954,231.86</u> | <u>956,263.59</u> | <u>0.00</u> | <u>0.00</u> | <u>3,900,000.00</u> | <u>954,231.86</u> | <u>956,263.59</u> |
| 145 - ESD 100 Agreement Total | | | | | <u>954,231.86</u> | <u>956,263.59</u> | <u>954,231.86</u> | <u>956,263.59</u> | <u>0.00</u> | <u>0.00</u> | <u>3,900,000.00</u> | <u>954,231.86</u> | <u>956,263.59</u> |
| 810 - FBC Toll Road Operations | | | | | | | | | | | | | |
| State Pool | | | | | | | | | | | | | |
| TT02-TX TERM Toll Rd. Operation | AR-0024 | State Pool | 11/01/08 | Open | <u>0.00</u> | <u>0.00</u> | <u>0.00</u> | <u>0.00</u> | <u>0.00</u> | <u>0.00</u> | <u>0.00</u> | <u>0.00</u> | <u>0.00</u> |
| State Pool Total | | | | | <u>0.00</u> | <u>0.00</u> | <u>0.00</u> | <u>0.00</u> | <u>0.00</u> | <u>0.00</u> | <u>0.00</u> | <u>0.00</u> | <u>0.00</u> |
| 810 - FBC Toll Road Operations Total | | | | | <u>0.00</u> | <u>0.00</u> | <u>0.00</u> | <u>0.00</u> | <u>0.00</u> | <u>0.00</u> | <u>0.00</u> | <u>0.00</u> | <u>0.00</u> |
| 815 - Grand Parkway Operations | | | | | | | | | | | | | |
| State Pool | | | | | | | | | | | | | |
| MB14-MBIA GR PARKWAY OPERATIONS | AR-0043 | State Pool | 08/31/16 | Open | <u>4,676,486.80</u> | <u>4,686,443.98</u> | <u>4,676,486.80</u> | <u>4,686,443.98</u> | <u>0.00</u> | <u>0.00</u> | <u>8,500,000.00</u> | <u>4,676,486.80</u> | <u>4,686,443.98</u> |
| State Pool Total | | | | | <u>4,676,486.80</u> | <u>4,686,443.98</u> | <u>4,676,486.80</u> | <u>4,686,443.98</u> | <u>0.00</u> | <u>0.00</u> | <u>8,500,000.00</u> | <u>4,676,486.80</u> | <u>4,686,443.98</u> |
| 815 - Grand Parkway Operations Total | | | | | <u>4,676,486.80</u> | <u>4,686,443.98</u> | <u>4,676,486.80</u> | <u>4,686,443.98</u> | <u>0.00</u> | <u>0.00</u> | <u>8,500,000.00</u> | <u>4,676,486.80</u> | <u>4,686,443.98</u> |
| LOG5 - LOGIC DRAINAGE | | | | | | | | | | | | | |
| State Pool | | | | | | | | | | | | | |
| LOG5-Logic-Drainage | AR-0032 | State Pool | 11/10/08 | Open | <u>1,047.02</u> | <u>1,049.22</u> | <u>1,047.02</u> | <u>1,049.22</u> | <u>0.00</u> | <u>0.00</u> | <u>500,000.00</u> | <u>1,047.02</u> | <u>1,049.22</u> |
| State Pool Total | | | | | <u>1,047.02</u> | <u>1,049.22</u> | <u>1,047.02</u> | <u>1,049.22</u> | <u>0.00</u> | <u>0.00</u> | <u>500,000.00</u> | <u>1,047.02</u> | <u>1,049.22</u> |
| LOG5 - LOGIC DRAINAGE Total | | | | | <u>1,047.02</u> | <u>1,049.22</u> | <u>1,047.02</u> | <u>1,049.22</u> | <u>0.00</u> | <u>0.00</u> | <u>500,000.00</u> | <u>1,047.02</u> | <u>1,049.22</u> |
| LOG1 - LOGIC GENERAL | | | | | | | | | | | | | |
| State Pool | | | | | | | | | | | | | |
| LOG1-Logic-General | AR-0028 | State Pool | 11/10/08 | Open | <u>5,489,101.40</u> | <u>5,500,663.80</u> | <u>5,489,101.40</u> | <u>5,500,663.80</u> | <u>0.00</u> | <u>0.00</u> | <u>10,000,000.00</u> | <u>5,489,101.40</u> | <u>5,500,663.80</u> |
| State Pool Total | | | | | <u>5,489,101.40</u> | <u>5,500,663.80</u> | <u>5,489,101.40</u> | <u>5,500,663.80</u> | <u>0.00</u> | <u>0.00</u> | <u>10,000,000.00</u> | <u>5,489,101.40</u> | <u>5,500,663.80</u> |
| LOG1 - LOGIC GENERAL Total | | | | | <u>5,489,101.40</u> | <u>5,500,663.80</u> | <u>5,489,101.40</u> | <u>5,500,663.80</u> | <u>0.00</u> | <u>0.00</u> | <u>10,000,000.00</u> | <u>5,489,101.40</u> | <u>5,500,663.80</u> |
| LOG8 - LOGIC ROAD & BRIDGE | | | | | | | | | | | | | |
| State Pool | | | | | | | | | | | | | |
| LOG8-Logic-Road & Bridge | AR-0035 | State Pool | 11/10/08 | Open | <u>1,047.45</u> | <u>1,049.65</u> | <u>1,047.45</u> | <u>1,049.65</u> | <u>0.00</u> | <u>0.00</u> | <u>1,000,000.00</u> | <u>1,047.45</u> | <u>1,049.65</u> |
| State Pool Total | | | | | <u>1,047.45</u> | <u>1,049.65</u> | <u>1,047.45</u> | <u>1,049.65</u> | <u>0.00</u> | <u>0.00</u> | <u>1,000,000.00</u> | <u>1,047.45</u> | <u>1,049.65</u> |
| LOG8 - LOGIC ROAD & BRIDGE Total | | | | | <u>1,047.45</u> | <u>1,049.65</u> | <u>1,047.45</u> | <u>1,049.65</u> | <u>0.00</u> | <u>0.00</u> | <u>1,000,000.00</u> | <u>1,047.45</u> | <u>1,049.65</u> |
| LOG2 - LOGIC TOLL OPERATIONS | | | | | | | | | | | | | |
| State Pool | | | | | | | | | | | | | |
| LOG2-Logic-Toll Rd. Operations | AR-0029 | State Pool | 11/10/08 | Open | <u>1,053.55</u> | <u>1,055.76</u> | <u>1,053.55</u> | <u>1,055.76</u> | <u>0.00</u> | <u>0.00</u> | <u>2,000,000.00</u> | <u>1,053.55</u> | <u>1,055.76</u> |
| State Pool Total | | | | | <u>1,053.55</u> | <u>1,055.76</u> | <u>1,053.55</u> | <u>1,055.76</u> | <u>0.00</u> | <u>0.00</u> | <u>2,000,000.00</u> | <u>1,053.55</u> | <u>1,055.76</u> |
| LOG2 - LOGIC TOLL OPERATIONS Total | | | | | <u>1,053.55</u> | <u>1,055.76</u> | <u>1,053.55</u> | <u>1,055.76</u> | <u>0.00</u> | <u>0.00</u> | <u>2,000,000.00</u> | <u>1,053.55</u> | <u>1,055.76</u> |
| MB04 - MBIA DRAINAGE | | | | | | | | | | | | | |
| State Pool | | | | | | | | | | | | | |
| MB04-MBIA Drainage | AR-0017 | State Pool | 11/01/08 | Open | <u>747,786.84</u> | <u>749,379.02</u> | <u>747,786.84</u> | <u>749,379.02</u> | <u>0.00</u> | <u>0.00</u> | <u>1,267,218.21</u> | <u>747,786.84</u> | <u>749,379.02</u> |
| State Pool Total | | | | | <u>747,786.84</u> | <u>749,379.02</u> | <u>747,786.84</u> | <u>749,379.02</u> | <u>0.00</u> | <u>0.00</u> | <u>1,267,218.21</u> | <u>747,786.84</u> | <u>749,379.02</u> |
| MB04 - MBIA DRAINAGE Total | | | | | <u>747,786.84</u> | <u>749,379.02</u> | <u>747,786.84</u> | <u>749,379.02</u> | <u>0.00</u> | <u>0.00</u> | <u>1,267,218.21</u> | <u>747,786.84</u> | <u>749,379.02</u> |
| MB02 - MBIA GENERAL | | | | | | | | | | | | | |
| State Pool | | | | | | | | | | | | | |
| MB02-MBIA General | AR-0015 | State Pool | 11/01/08 | Open | <u>7,703,650.49</u> | <u>7,720,053.08</u> | <u>7,703,650.49</u> | <u>7,720,053.08</u> | <u>0.00</u> | <u>0.00</u> | <u>17,374,917.83</u> | <u>7,703,650.49</u> | <u>7,720,053.08</u> |
| State Pool Total | | | | | <u>7,703,650.49</u> | <u>7,720,053.08</u> | <u>7,703,650.49</u> | <u>7,720,053.08</u> | <u>0.00</u> | <u>0.00</u> | <u>17,374,917.83</u> | <u>7,703,650.49</u> | <u>7,720,053.08</u> |

Portfolio Position
Ft. Bend County
Effective Interest - Actual Life
Receipts in Period
12/01/18 - 12/31/18

6

| CUSIP | Invest Number | Security Description | Purchase Date | Call Date | Par Value On 12/01/18 | Par Value On 12/31/18 | Market Val On 12/01/18 | Market Val On 12/31/18 | Purchase Cost | Sales Proceeds | Original Princ/Cost | Amor Value On 12/01/18 | Amor Value On 12/31/18 |
|---------------------------------|---------------|----------------------|---------------|-----------|-----------------------|-----------------------|------------------------|------------------------|---------------|----------------|----------------------|------------------------|------------------------|
| Prosperity-Money Market Accts. | AR-0009 | Money Market | 11/30/03 | Open | 242,906,917.49 | 344,905,776.99 | 242,906,917.49 | 344,905,776.99 | 0.00 | 0.00 | 12,505,577.66 | 242,906,917.49 | 344,905,776.99 |
| Money Market Total | | | | | 242,906,917.49 | 344,905,776.99 | 242,906,917.49 | 344,905,776.99 | 0.00 | 0.00 | 12,505,577.66 | 242,906,917.49 | 344,905,776.99 |
| State Pool | | | | | | | | | | | | | |
| LOG1-Logic- General | AR-0028 | State Pool | 11/10/08 | Open | 5,489,101.40 | 5,500,663.80 | 5,489,101.40 | 5,500,663.80 | 0.00 | 0.00 | 10,000,000.00 | 5,489,101.40 | 5,500,663.80 |
| LOG2-Logic-Toll Rd.Operations | AR-0029 | State Pool | 11/10/08 | Open | 1,053.55 | 1,055.76 | 1,053.55 | 1,055.76 | 0.00 | 0.00 | 2,000,000.00 | 1,053.55 | 1,055.76 |
| LOG5-Logic-Drainage | AR-0032 | State Pool | 11/10/08 | Open | 1,047.02 | 1,049.22 | 1,047.02 | 1,049.22 | 0.00 | 0.00 | 500,000.00 | 1,047.02 | 1,049.22 |
| LOG8-Logic-Road & Bridge | AR-0035 | State Pool | 11/10/08 | Open | 1,047.45 | 1,049.65 | 1,047.45 | 1,049.65 | 0.00 | 0.00 | 1,000,000.00 | 1,047.45 | 1,049.65 |
| MB02-MBIA General | AR-0015 | State Pool | 11/01/08 | Open | 7,703,650.49 | 7,720,053.08 | 7,703,650.49 | 7,720,053.08 | 0.00 | 0.00 | 17,374,917.83 | 7,703,650.49 | 7,720,053.08 |
| MB03-MBIA Road & Bridge | AR-0016 | State Pool | 11/01/08 | Open | 52,125.53 | 52,236.53 | 52,125.53 | 52,236.53 | 0.00 | 0.00 | 2,856,438.24 | 52,125.53 | 52,236.53 |
| MB04-MBIA Drainage | AR-0017 | State Pool | 11/01/08 | Open | 747,786.84 | 749,379.02 | 747,786.84 | 749,379.02 | 0.00 | 0.00 | 1,267,218.21 | 747,786.84 | 749,379.02 |
| MB06-MBIA Toll Rd. Operations | AR-0019 | State Pool | 11/01/08 | Open | 8,571,462.81 | 8,589,713.13 | 8,571,462.81 | 8,589,713.13 | 0.00 | 0.00 | 3,143,377.27 | 8,571,462.81 | 8,589,713.13 |
| MB12-MBIA ESD 100 AGREEMENT | AR-0041 | State Pool | 08/31/16 | Open | 954,231.86 | 956,263.59 | 954,231.86 | 956,263.59 | 0.00 | 0.00 | 3,900,000.00 | 954,231.86 | 956,263.59 |
| MB13-MBIA ASSISTANCE DIST #1 | AR-0042 | State Pool | 08/31/16 | Open | 88,186.62 | 88,374.38 | 88,186.62 | 88,374.38 | 0.00 | 0.00 | 10,000,000.00 | 88,186.62 | 88,374.38 |
| MB14-MBIA GR PARKWAY OPERATIONS | AR-0043 | State Pool | 08/31/16 | Open | 4,676,486.80 | 4,686,443.98 | 4,676,486.80 | 4,686,443.98 | 0.00 | 0.00 | 8,500,000.00 | 4,676,486.80 | 4,686,443.98 |
| TT00-TX TERM General | AR-0022 | State Pool | 11/01/08 | Open | 1,040.29 | 1,042.34 | 1,040.29 | 1,042.34 | 0.00 | 0.00 | 10,006,437.87 | 1,040.29 | 1,042.34 |
| TT02-TX TERM Toll Rd. Operation | AR-0024 | State Pool | 11/01/08 | Open | 1,039.11 | 1,041.15 | 1,039.11 | 1,041.15 | 0.00 | 0.00 | 0.00 | 1,039.11 | 1,041.15 |
| TT04-TX TERM Road & Bridge | AR-0026 | State Pool | 11/01/08 | Open | 1,037.21 | 1,039.25 | 1,037.21 | 1,039.25 | 0.00 | 0.00 | 10,463.28 | 1,037.21 | 1,039.25 |
| TT05-TX TERM Drainage | AR-0027 | State Pool | 11/01/08 | Open | 344.10 | 344.78 | 344.10 | 344.78 | 0.00 | 0.00 | 109,774.61 | 344.10 | 344.78 |
| State Pool Total | | | | | 28,289,641.08 | 28,349,749.66 | 28,289,641.08 | 28,349,749.66 | 0.00 | 0.00 | 70,668,627.31 | 28,289,641.08 | 28,349,749.66 |
| Combined Port Total | | | | | 279,696,558.57 | 381,755,526.65 | 279,620,908.57 | 381,692,796.65 | 0.00 | 0.00 | 91,674,204.97 | 279,696,558.57 | 381,755,526.65 |

Earnings and Yields Summary

Ft. Bend County

Effective Interest - Actual Life

Receipts in Period

12/01/18 - 12/31/18

7

| Security Description | 12/01/18 12/07/18 | 12/08/18 12/14/18 | 12/15/18 12/21/18 | 12/22/18 12/28/18 | 12/29/18 12/31/18 | 12/01/18 12/31/18 |
|----------------------|--------------------------|--------------------------|--------------------------|--------------------------|-------------------------|--------------------------|
| Combined Port | | | | | | |
| FFCB | 1,785.00 | 1,785.00 | 1,785.00 | 1,785.00 | 765.00 | 7,905.00 |
| Money Market | 129,048.11 | 129,048.10 | 129,048.10 | 129,048.10 | 63,003.59 | 579,196.00 |
| State Pool | <u>13,557.70</u> | <u>13,557.71</u> | <u>13,557.71</u> | <u>13,557.71</u> | <u>5,877.75</u> | <u>60,108.58</u> |
| Port Total | <u>144,390.81</u> | <u>144,390.81</u> | <u>144,390.81</u> | <u>144,390.81</u> | <u>69,646.34</u> | <u>647,209.58</u> |
| Combined Port | | | | | | |
| FFCB | 1.0800 | 1.0800 | 1.0800 | 1.0800 | 1.0800 | 1.0800 |
| Money Market | 2.7702 | 2.7702 | 2.7702 | 2.7702 | 2.7702 | 2.7702 |
| State Pool | <u>2.4989</u> | <u>2.4989</u> | <u>2.4989</u> | <u>2.4989</u> | <u>2.5261</u> | <u>2.5016</u> |
| Port Total | <u>2.6907</u> | <u>2.6907</u> | <u>2.6907</u> | <u>2.6907</u> | <u>2.7017</u> | <u>2.6919</u> |

Maturity Aging
Ft. Bend County
 Effective Interest - Actual Life
 Receipts in Period
 12/31/18

| CUSIP | Invest Number | Security Description | Purchase Date | Days to Maturity | Yield Matur |
|----------------------------------|---------------|----------------------|---------------|-------------------|----------------------|
| Cash / Money Market | | | | | |
| LOG1-Logic- General | AR-0028 | State Pool | 11/10/08 | 0 | 2.4805 |
| LOG2-Logic-Toll Rd.Operations | AR-0029 | State Pool | 11/10/08 | 0 | 2.4805 |
| LOG5-Logic-Drainage | AR-0032 | State Pool | 11/10/08 | 0 | 2.4805 |
| LOG8-Logic-Road & Bridge | AR-0035 | State Pool | 11/10/08 | 0 | 2.4805 |
| MB02-MBIA General | AR-0015 | State Pool | 11/01/08 | 0 | 2.5000 |
| MB03-MBIA Road & Bridge | AR-0016 | State Pool | 11/01/08 | 0 | 2.5000 |
| MB04-MBIA Drainage | AR-0017 | State Pool | 11/01/08 | 0 | 2.5000 |
| MB06-MBIA Toll Rd. Operations | AR-0019 | State Pool | 11/01/08 | 0 | 2.5000 |
| MB12-MBIA ESD 100 AGREEMENT | AR-0041 | State Pool | 08/31/16 | 0 | 2.5000 |
| MB13-MBIA ASSISTANCE DIST #1 | AR-0042 | State Pool | 08/31/16 | 0 | 2.5000 |
| MB14-MBIA GR PARKWAY OPERATIONS | AR-0043 | State Pool | 08/31/16 | 0 | 2.5000 |
| Prosperity-Money Market Accts. | AR-0009 | Money Market | 11/30/03 | 0 | 2.6360 |
| TT00-TX TERM General | AR-0022 | State Pool | 11/01/08 | 0 | 2.3200 |
| TT02-TX TERM Toll Rd. Operation | AR-0024 | State Pool | 11/01/08 | 0 | 2.3200 |
| TT04-TX TERM Road & Bridge | AR-0026 | State Pool | 11/01/08 | 0 | 2.3200 |
| TT05-TX TERM Drainage | AR-0027 | State Pool | 11/01/08 | 0 | 2.3200 |
| Cash / Money Market Total | | | | <u>0</u> | <u>2.6254</u> |
| 181 - 364 Days | | | | | |
| 3133EGJX4 | 16-0004 | FFCB 1.08 07/05/19 | 07/05/16 | <u>186</u> | <u>1.0800</u> |
| 181 - 364 Days Total | | | | <u>186</u> | <u>1.0800</u> |
| Investment Total | | | | <u>4</u> | <u>2.5904</u> |

Activity Statement
Ft. Bend County
Effective Interest - Actual Life
Receipts in Period
12/01/18 - 12/31/18

| Purchase Date | Sale Date | CUSIP | Invest Number | Security Description | Amor Value On 12/01/18 | Changes In Principal | Purchase Cost | Sales Proceeds | Purchased Interest | Int/Div Rec In the Perd | Amor Value On 12/31/18 |
|---------------------------|-----------|---------------------------------|---------------|----------------------|------------------------|-----------------------|----------------|----------------|--------------------|-------------------------|------------------------|
| FFCB | | | | | | | | | | | |
| 07/05/16 | Open | 3133EGJX4 | 16-0004 | FFCB 1.08 07/05/19 | 8,500,000.00 | 0.00 | 0.00 | 0.00 | 0.00 | 0.00 | 8,500,000.00 |
| FFCB Total | | | | | 8,500,000.00 | 0.00 | 0.00 | 0.00 | 0.00 | 0.00 | 8,500,000.00 |
| Money Market | | | | | | | | | | | |
| 11/30/03 | Open | Prosperity-Money Market Accts. | | AR-0009 | Money Market | 242,906,917.49 | 101,998,859.50 | 0.00 | 0.00 | 0.00 | 344,905,776.99 |
| Money Market Total | | | | | 242,906,917.49 | 101,998,859.50 | 0.00 | 0.00 | 0.00 | 579,196.00 | 344,905,776.99 |
| State Pool | | | | | | | | | | | |
| 11/01/08 | Open | MB02-MBIA General | | AR-0015 | State Pool | 7,703,650.49 | 16,402.59 | 0.00 | 0.00 | 0.00 | 7,720,053.08 |
| 11/01/08 | Open | MB03-MBIA Road & Bridge | | AR-0016 | State Pool | 52,125.53 | 111.00 | 0.00 | 0.00 | 0.00 | 52,236.53 |
| 11/01/08 | Open | MB04-MBIA Drainage | | AR-0017 | State Pool | 747,786.84 | 1,592.18 | 0.00 | 0.00 | 0.00 | 749,379.02 |
| 11/01/08 | Open | MB06-MBIA Toll Rd. Operations | | AR-0019 | State Pool | 8,571,462.81 | 18,250.32 | 0.00 | 0.00 | 0.00 | 8,589,713.13 |
| 11/01/08 | Open | TT00-TX TERM General | | AR-0022 | State Pool | 1,040.29 | 2.05 | 0.00 | 0.00 | 0.00 | 1,042.34 |
| 11/01/08 | Open | TT02-TX TERM Toll Rd. Operation | | AR-0024 | State Pool | 1,039.11 | 2.04 | 0.00 | 0.00 | 0.00 | 1,041.15 |
| 11/01/08 | Open | TT04-TX TERM Road & Bridge | | AR-0026 | State Pool | 1,037.21 | 2.04 | 0.00 | 0.00 | 0.00 | 1,039.25 |
| 11/01/08 | Open | TT05-TX TERM Drainage | | AR-0027 | State Pool | 344.10 | 0.68 | 0.00 | 0.00 | 0.00 | 344.78 |
| 11/10/08 | Open | LOG1-Logic- General | | AR-0028 | State Pool | 5,489,101.40 | 11,562.40 | 0.00 | 0.00 | 0.00 | 5,500,663.80 |
| 11/10/08 | Open | LOG2-Logic-Toll Rd.Operations | | AR-0029 | State Pool | 1,053.55 | 2.21 | 0.00 | 0.00 | 0.00 | 1,055.76 |
| 11/10/08 | Open | LOG5-Logic-Drainage | | AR-0032 | State Pool | 1,047.02 | 2.20 | 0.00 | 0.00 | 0.00 | 1,049.22 |
| 11/10/08 | Open | LOG8-Logic-Road & Bridge | | AR-0035 | State Pool | 1,047.45 | 2.20 | 0.00 | 0.00 | 0.00 | 1,049.65 |
| 08/31/16 | Open | MB12-MBIA ESD 100 AGREEMENT | | AR-0041 | State Pool | 954,231.86 | 2,031.73 | 0.00 | 0.00 | 0.00 | 956,263.59 |
| 08/31/16 | Open | MB13-MBIA ASSISTANCE DIST #1 | | AR-0042 | State Pool | 88,186.62 | 187.76 | 0.00 | 0.00 | 0.00 | 88,374.38 |
| 08/31/16 | Open | MB14-MBIA GR PARKWAY OPERATIONS | | AR-0043 | State Pool | 4,676,486.80 | 9,957.18 | 0.00 | 0.00 | 0.00 | 4,686,443.98 |
| State Pool Total | | | | | 28,289,641.08 | 60,108.58 | 0.00 | 0.00 | 0.00 | 60,108.58 | 28,349,749.66 |
| Investment Total | | | | | 279,696,558.57 | 102,058,968.08 | 0.00 | 0.00 | 0.00 | 639,304.58 | 381,755,526.65 |

Interest Accrual
Ft. Bend County
Effective Interest - Actual Life
Receipts in Period
12/01/18 - 12/31/18

10

| CUSIP | Invest Number | Security Description | Purchase Date | Sale Date | Yield Earned | Ending Par Val/Shares | Ending Amor Val/Cost | Purchased Interest | Int/Div Rec In the Perd | Int/Div Accrued In the Perd | PTD Purch Received | Int/Div Rec Purch/Date | Int/Div Accrued Purch/Date |
|---|---------------|----------------------|---------------|-----------|---------------|-----------------------|----------------------|--------------------|-------------------------|-----------------------------|--------------------|------------------------|----------------------------|
| 09 - Temporary Holding | | | | | | | | | | | | | |
| FFCB | | | | | | | | | | | | | |
| 3133EGJX4 | 16-0004 | FFCB 1.08 07/05/19 | 07/05/16 | Open | <u>1.0800</u> | <u>8,500,000.00</u> | <u>8,500,000.00</u> | <u>0.00</u> | <u>0.00</u> | <u>7,905.00</u> | <u>0.00</u> | <u>0.00</u> | <u>232,050.00</u> |
| FFCB Total | | | | | 1.0800 | 8,500,000.00 | 8,500,000.00 | 0.00 | 0.00 | 7,905.00 | 0.00 | 0.00 | 232,050.00 |
| Money Market | | | | | | | | | | | | | |
| Prosperity-Money Market Accts. | AR-0009 | Money Market | 11/30/03 | Open | <u>0.0000</u> | <u>0.00</u> | <u>0.00</u> | <u>0.00</u> | <u>0.00</u> | <u>0.00</u> | <u>0.00</u> | <u>0.00</u> | <u>0.00</u> |
| Money Market Total | | | | | 0.0000 | 0.00 | 0.00 | 0.00 | 0.00 | 0.00 | 0.00 | 0.00 | 0.00 |
| 09 - Temporary Holding Total | | | | | 1.0800 | 8,500,000.00 | 8,500,000.00 | 0.00 | 0.00 | 7,905.00 | 0.00 | 0.00 | 232,050.00 |
| 130 - Assistance Dist #1 | | | | | | | | | | | | | |
| State Pool | | | | | | | | | | | | | |
| MB13-MBIA ASSISTANCE DIST #1 | AR-0042 | State Pool | 08/31/16 | Open | <u>2.5067</u> | <u>88,374.38</u> | <u>88,374.38</u> | <u>0.00</u> | <u>187.76</u> | <u>0.00</u> | <u>0.00</u> | <u>88,374.38</u> | <u>0.00</u> |
| State Pool Total | | | | | 2.5067 | 88,374.38 | 88,374.38 | 0.00 | 187.76 | 0.00 | 0.00 | 88,374.38 | 0.00 |
| 130 - Assistance Dist #1 Total | | | | | 2.5067 | 88,374.38 | 88,374.38 | 0.00 | 187.76 | 0.00 | 0.00 | 88,374.38 | 0.00 |
| 145 - ESD 100 Agreement | | | | | | | | | | | | | |
| State Pool | | | | | | | | | | | | | |
| MB12-MBIA ESD 100 AGREEMENT | AR-0041 | State Pool | 08/31/16 | Open | <u>2.5068</u> | <u>956,263.59</u> | <u>956,263.59</u> | <u>0.00</u> | <u>2,031.73</u> | <u>0.00</u> | <u>0.00</u> | <u>56,263.59</u> | <u>0.00</u> |
| State Pool Total | | | | | 2.5068 | 956,263.59 | 956,263.59 | 0.00 | 2,031.73 | 0.00 | 0.00 | 56,263.59 | 0.00 |
| 145 - ESD 100 Agreement Total | | | | | 2.5068 | 956,263.59 | 956,263.59 | 0.00 | 2,031.73 | 0.00 | 0.00 | 56,263.59 | 0.00 |
| 810 - FBC Toll Road Operations | | | | | | | | | | | | | |
| State Pool | | | | | | | | | | | | | |
| TT02-TX TERM Toll Rd. Operation | AR-0024 | State Pool | 11/01/08 | Open | <u>0.0000</u> | <u>0.00</u> | <u>0.00</u> | <u>0.00</u> | <u>0.00</u> | <u>0.00</u> | <u>0.00</u> | <u>0.00</u> | <u>0.00</u> |
| State Pool Total | | | | | 0.0000 | 0.00 | 0.00 | 0.00 | 0.00 | 0.00 | 0.00 | 0.00 | 0.00 |
| 810 - FBC Toll Road Operations Total | | | | | 0.0000 | 0.00 | 0.00 | 0.00 | 0.00 | 0.00 | 0.00 | 0.00 | 0.00 |
| 815 - Grand Parkway Operations | | | | | | | | | | | | | |
| State Pool | | | | | | | | | | | | | |
| MB14-MBIA GR PARKWAY OPERATIONS | AR-0043 | State Pool | 08/31/16 | Open | <u>2.5068</u> | <u>4,686,443.98</u> | <u>4,686,443.98</u> | <u>0.00</u> | <u>9,957.18</u> | <u>0.00</u> | <u>0.00</u> | <u>186,438.50</u> | <u>0.00</u> |
| State Pool Total | | | | | 2.5068 | 4,686,443.98 | 4,686,443.98 | 0.00 | 9,957.18 | 0.00 | 0.00 | 186,438.50 | 0.00 |
| 815 - Grand Parkway Operations Total | | | | | 2.5068 | 4,686,443.98 | 4,686,443.98 | 0.00 | 9,957.18 | 0.00 | 0.00 | 186,438.50 | 0.00 |
| LOG1 - LOGIC GENERAL | | | | | | | | | | | | | |
| State Pool | | | | | | | | | | | | | |
| LOG1-Logic- General | AR-0028 | State Pool | 11/10/08 | Open | <u>2.4800</u> | <u>5,500,663.80</u> | <u>5,500,663.80</u> | <u>0.00</u> | <u>11,562.40</u> | <u>0.00</u> | <u>0.00</u> | <u>571,096.78</u> | <u>0.00</u> |
| State Pool Total | | | | | 2.4800 | 5,500,663.80 | 5,500,663.80 | 0.00 | 11,562.40 | 0.00 | 0.00 | 571,096.78 | 0.00 |
| LOG1 - LOGIC GENERAL Total | | | | | 2.4800 | 5,500,663.80 | 5,500,663.80 | 0.00 | 11,562.40 | 0.00 | 0.00 | 571,096.78 | 0.00 |
| LOG2 - LOGIC TOLL OPERATIONS | | | | | | | | | | | | | |
| State Pool | | | | | | | | | | | | | |
| LOG2-Logic-Toll Rd.Operations | AR-0029 | State Pool | 11/10/08 | Open | <u>2.4697</u> | <u>1,055.76</u> | <u>1,055.76</u> | <u>0.00</u> | <u>2.21</u> | <u>0.00</u> | <u>0.00</u> | <u>62,386.84</u> | <u>0.00</u> |
| State Pool Total | | | | | 2.4697 | 1,055.76 | 1,055.76 | 0.00 | 2.21 | 0.00 | 0.00 | 62,386.84 | 0.00 |
| LOG2 - LOGIC TOLL OPERATIONS Total | | | | | 2.4697 | 1,055.76 | 1,055.76 | 0.00 | 2.21 | 0.00 | 0.00 | 62,386.84 | 0.00 |
| LOG5 - LOGIC DRAINAGE | | | | | | | | | | | | | |
| State Pool | | | | | | | | | | | | | |
| LOG5-Logic-Drainage | AR-0032 | State Pool | 11/10/08 | Open | <u>2.4738</u> | <u>1,049.22</u> | <u>1,049.22</u> | <u>0.00</u> | <u>2.20</u> | <u>0.00</u> | <u>0.00</u> | <u>3,292.99</u> | <u>0.00</u> |
| State Pool Total | | | | | 2.4738 | 1,049.22 | 1,049.22 | 0.00 | 2.20 | 0.00 | 0.00 | 3,292.99 | 0.00 |
| LOG5 - LOGIC DRAINAGE Total | | | | | 2.4738 | 1,049.22 | 1,049.22 | 0.00 | 2.20 | 0.00 | 0.00 | 3,292.99 | 0.00 |
| LOG8 - LOGIC ROAD & BRIDGE | | | | | | | | | | | | | |
| State Pool | | | | | | | | | | | | | |
| LOG8-Logic-Road & Bridge | AR-0035 | State Pool | 11/10/08 | Open | <u>2.4728</u> | <u>1,049.65</u> | <u>1,049.65</u> | <u>0.00</u> | <u>2.20</u> | <u>0.00</u> | <u>0.00</u> | <u>6,537.17</u> | <u>0.00</u> |

Interest Accrual
Ft. Bend County
Effective Interest - Actual Life
Receipts in Period
12/01/18 - 12/31/18

11

| CUSIP | Invest Number | Security Description | Purchase Date | Sale Date | Yield Earned | Ending Par Val/Shares | Ending Amor Val/Cost | Purchased Interest | Int/Div Rec In the Perd | Int/Div Accrued In the Perd | PTD Purch Received | Int/Div Rec Purch/Date | Int/Div Accrued Purch/Date |
|--|---------------|----------------------|---------------|-----------|---------------|-----------------------|-----------------------|--------------------|-------------------------|-----------------------------|--------------------|------------------------|----------------------------|
| State Pool Total | | | | | <u>2.4728</u> | <u>1,049.65</u> | <u>1,049.65</u> | <u>0.00</u> | <u>2.20</u> | <u>0.00</u> | <u>0.00</u> | <u>6,537.17</u> | <u>0.00</u> |
| LOG8 - LOGIC ROAD & BRIDGE Total | | | | | <u>2.4728</u> | <u>1,049.65</u> | <u>1,049.65</u> | <u>0.00</u> | <u>2.20</u> | <u>0.00</u> | <u>0.00</u> | <u>6,537.17</u> | <u>0.00</u> |
| MB02 - MBIA GENERAL | | | | | | | | | | | | | |
| State Pool | | | | | | | | | | | | | |
| MB02-MBIA General | AR-0015 | State Pool | 11/01/08 | Open | 2.5068 | 7,720,053.08 | 7,720,053.08 | 0.00 | 16,402.59 | 0.00 | 0.00 | 449,403.45 | 0.00 |
| State Pool Total | | | | | <u>2.5068</u> | <u>7,720,053.08</u> | <u>7,720,053.08</u> | <u>0.00</u> | <u>16,402.59</u> | <u>0.00</u> | <u>0.00</u> | <u>449,403.45</u> | <u>0.00</u> |
| MB02 - MBIA GENERAL Total | | | | | <u>2.5068</u> | <u>7,720,053.08</u> | <u>7,720,053.08</u> | <u>0.00</u> | <u>16,402.59</u> | <u>0.00</u> | <u>0.00</u> | <u>449,403.45</u> | <u>0.00</u> |
| MB03 - MBIA ROAD & BRIDGE | | | | | | | | | | | | | |
| State Pool | | | | | | | | | | | | | |
| MB03-MBIA Road & Bridge | AR-0016 | State Pool | 11/01/08 | Open | 2.5071 | 52,236.53 | 52,236.53 | 0.00 | 111.00 | 0.00 | 0.00 | 92,975.68 | 0.00 |
| State Pool Total | | | | | <u>2.5071</u> | <u>52,236.53</u> | <u>52,236.53</u> | <u>0.00</u> | <u>111.00</u> | <u>0.00</u> | <u>0.00</u> | <u>92,975.68</u> | <u>0.00</u> |
| MB03 - MBIA ROAD & BRIDGE Total | | | | | <u>2.5071</u> | <u>52,236.53</u> | <u>52,236.53</u> | <u>0.00</u> | <u>111.00</u> | <u>0.00</u> | <u>0.00</u> | <u>92,975.68</u> | <u>0.00</u> |
| MB04 - MBIA DRAINAGE | | | | | | | | | | | | | |
| State Pool | | | | | | | | | | | | | |
| MB04-MBIA Drainage | AR-0017 | State Pool | 11/01/08 | Open | 2.5068 | 749,379.02 | 749,379.02 | 0.00 | 1,592.18 | 0.00 | 0.00 | 106,706.93 | 0.00 |
| State Pool Total | | | | | <u>2.5068</u> | <u>749,379.02</u> | <u>749,379.02</u> | <u>0.00</u> | <u>1,592.18</u> | <u>0.00</u> | <u>0.00</u> | <u>106,706.93</u> | <u>0.00</u> |
| MB04 - MBIA DRAINAGE Total | | | | | <u>2.5068</u> | <u>749,379.02</u> | <u>749,379.02</u> | <u>0.00</u> | <u>1,592.18</u> | <u>0.00</u> | <u>0.00</u> | <u>106,706.93</u> | <u>0.00</u> |
| MB06 - MBIA TOLL RD OPERATIONS | | | | | | | | | | | | | |
| State Pool | | | | | | | | | | | | | |
| MB06-MBIA Toll Rd. Operations | AR-0019 | State Pool | 11/01/08 | Open | 2.5068 | 8,589,713.13 | 8,589,713.13 | 0.00 | 18,250.32 | 0.00 | 0.00 | 305,649.93 | 0.00 |
| State Pool Total | | | | | <u>2.5068</u> | <u>8,589,713.13</u> | <u>8,589,713.13</u> | <u>0.00</u> | <u>18,250.32</u> | <u>0.00</u> | <u>0.00</u> | <u>305,649.93</u> | <u>0.00</u> |
| MB06 - MBIA TOLL RD OPERATIONS Total | | | | | <u>2.5068</u> | <u>8,589,713.13</u> | <u>8,589,713.13</u> | <u>0.00</u> | <u>18,250.32</u> | <u>0.00</u> | <u>0.00</u> | <u>305,649.93</u> | <u>0.00</u> |
| PROS - Prosperity Money Mkt. Accts. | | | | | | | | | | | | | |
| Money Market | | | | | | | | | | | | | |
| Prosperity-Money Market Accts. | AR-0009 | Money Market | 11/30/03 | Open | 2.7702 | 344,905,776.99 | 344,905,776.99 | 0.00 | 579,196.00 | 0.00 | 0.00 | 35,413,269.84 | 0.00 |
| Money Market Total | | | | | <u>2.7702</u> | <u>344,905,776.99</u> | <u>344,905,776.99</u> | <u>0.00</u> | <u>579,196.00</u> | <u>0.00</u> | <u>0.00</u> | <u>35,413,269.84</u> | <u>0.00</u> |
| PROS - Prosperity Money Mkt. Accts. Total | | | | | <u>2.7702</u> | <u>344,905,776.99</u> | <u>344,905,776.99</u> | <u>0.00</u> | <u>579,196.00</u> | <u>0.00</u> | <u>0.00</u> | <u>35,413,269.84</u> | <u>0.00</u> |
| TT00 - TEXAS TERM GENERAL | | | | | | | | | | | | | |
| State Pool | | | | | | | | | | | | | |
| TT00-TX TERM General | AR-0022 | State Pool | 11/01/08 | Open | 2.3201 | 1,042.34 | 1,042.34 | 0.00 | 2.05 | 0.00 | 0.00 | 21,427.11 | 0.00 |
| State Pool Total | | | | | <u>2.3201</u> | <u>1,042.34</u> | <u>1,042.34</u> | <u>0.00</u> | <u>2.05</u> | <u>0.00</u> | <u>0.00</u> | <u>21,427.11</u> | <u>0.00</u> |
| TT00 - TEXAS TERM GENERAL Total | | | | | <u>2.3201</u> | <u>1,042.34</u> | <u>1,042.34</u> | <u>0.00</u> | <u>2.05</u> | <u>0.00</u> | <u>0.00</u> | <u>21,427.11</u> | <u>0.00</u> |
| TT02 - TEXAS TERM TOLL OPERATIONS | | | | | | | | | | | | | |
| State Pool | | | | | | | | | | | | | |
| TT02-TX TERM Toll Rd. Operation | AR-0024 | State Pool | 11/01/08 | Open | 2.3114 | 1,041.15 | 1,041.15 | 0.00 | 2.04 | 0.00 | 0.00 | 17,971.05 | 0.00 |
| State Pool Total | | | | | <u>2.3114</u> | <u>1,041.15</u> | <u>1,041.15</u> | <u>0.00</u> | <u>2.04</u> | <u>0.00</u> | <u>0.00</u> | <u>17,971.05</u> | <u>0.00</u> |
| TT02 - TEXAS TERM TOLL OPERATIONS Total | | | | | <u>2.3114</u> | <u>1,041.15</u> | <u>1,041.15</u> | <u>0.00</u> | <u>2.04</u> | <u>0.00</u> | <u>0.00</u> | <u>17,971.05</u> | <u>0.00</u> |
| TT04 - TEXAS TERM ROAD & BRIDGE | | | | | | | | | | | | | |
| State Pool | | | | | | | | | | | | | |
| TT04-TX TERM Road & Bridge | AR-0026 | State Pool | 11/01/08 | Open | 2.3156 | 1,039.25 | 1,039.25 | 0.00 | 2.04 | 0.00 | 0.00 | 8,246.53 | 0.00 |
| State Pool Total | | | | | <u>2.3156</u> | <u>1,039.25</u> | <u>1,039.25</u> | <u>0.00</u> | <u>2.04</u> | <u>0.00</u> | <u>0.00</u> | <u>8,246.53</u> | <u>0.00</u> |
| TT04 - TEXAS TERM ROAD & BRIDGE Total | | | | | <u>2.3156</u> | <u>1,039.25</u> | <u>1,039.25</u> | <u>0.00</u> | <u>2.04</u> | <u>0.00</u> | <u>0.00</u> | <u>8,246.53</u> | <u>0.00</u> |
| TT05 - TEXAS TERM DRAINAGE | | | | | | | | | | | | | |
| State Pool | | | | | | | | | | | | | |
| TT05-TX TERM Drainage | AR-0027 | State Pool | 11/01/08 | Open | 2.3266 | 344.78 | 344.78 | 0.00 | 0.68 | 0.00 | 0.00 | 5,024.05 | 0.00 |
| State Pool Total | | | | | <u>2.3266</u> | <u>344.78</u> | <u>344.78</u> | <u>0.00</u> | <u>0.68</u> | <u>0.00</u> | <u>0.00</u> | <u>5,024.05</u> | <u>0.00</u> |

Interest Accrual
Ft. Bend County
 Effective Interest - Actual Life
 Receipts in Period
 12/01/18 - 12/31/18

12

| CUSIP | Invest Number | Security Description | Purchase Date | Sale Date | Yield Earned | Ending Par Val/Shares | Ending Amor Val/Cost | Purchased Interest | Int/Div Rec In the Perd | Int/Div Accrued In the Perd | PTD Purch Received | Int/Div Rec Purch/Date | Int/Div Accrued Purch/Date |
|---|---------------|----------------------|---------------|-----------|---------------|-----------------------|----------------------|--------------------|-------------------------|-----------------------------|--------------------|------------------------|----------------------------|
| TT05 - TEXAS TERM DRAINAGE Total | | | | | <u>2.3266</u> | <u>344.78</u> | <u>344.78</u> | <u>0.00</u> | <u>0.68</u> | <u>0.00</u> | <u>0.00</u> | <u>5,024.05</u> | <u>0.00</u> |

Premium/Discount Amortization

Ft. Bend County

Effective Interest - Actual Life
Receipts in Period
12/01/18 - 12/31/18

13

| CUSIP | Invest Number | Security Description | Purchase Date | Amortiz Date | Yield Earned | Beginning Par Val/Shares | Beginning Unamor Val/Cost | Premium Discount | Ending Par Val/Shares | Ending Amor Val/Cost | Unamor Prem/Dscnt | Amortization In the Perd | Amortization Purch/Date |
|---------------------------------|---------------|----------------------|---------------|--------------|---------------|--------------------------|---------------------------|------------------|-----------------------|-----------------------|-------------------|--------------------------|-------------------------|
| FFCB | | | | | | | | | | | | | |
| 3133EGJX4 | 16-0004 | FFCB 1.08 07/05/19 | 07/05/16 | 07/05/19 | <u>1.0800</u> | <u>8,500,000.00</u> | <u>8,500,000.00</u> | <u>0.00</u> | <u>8,500,000.00</u> | <u>8,500,000.00</u> | <u>0.00</u> | <u>0.00</u> | <u>0.00</u> |
| FFCB Total | | | | | <u>1.0800</u> | <u>8,500,000.00</u> | <u>8,500,000.00</u> | <u>0.00</u> | <u>8,500,000.00</u> | <u>8,500,000.00</u> | <u>0.00</u> | <u>0.00</u> | <u>0.00</u> |
| Money Market | | | | | | | | | | | | | |
| Prosperity-Money Market Accts. | AR-0009 | Money Market | 11/30/03 | Open | <u>2.7702</u> | <u>242,906,917.49</u> | <u>242,906,917.49</u> | <u>0.00</u> | <u>344,905,776.99</u> | <u>344,905,776.99</u> | <u>0.00</u> | <u>0.00</u> | <u>0.00</u> |
| Money Market Total | | | | | <u>2.7702</u> | <u>242,906,917.49</u> | <u>242,906,917.49</u> | <u>0.00</u> | <u>344,905,776.99</u> | <u>344,905,776.99</u> | <u>0.00</u> | <u>0.00</u> | <u>0.00</u> |
| State Pool | | | | | | | | | | | | | |
| MB02-MBIA General | AR-0015 | State Pool | 11/01/08 | Open | 2.5068 | 7,703,650.49 | 7,703,650.49 | 0.00 | 7,720,053.08 | 7,720,053.08 | 0.00 | 0.00 | 0.00 |
| MB03-MBIA Road & Bridge | AR-0016 | State Pool | 11/01/08 | Open | 2.5071 | 52,125.53 | 52,125.53 | 0.00 | 52,236.53 | 52,236.53 | 0.00 | 0.00 | 0.00 |
| MB04-MBIA Drainage | AR-0017 | State Pool | 11/01/08 | Open | 2.5068 | 747,786.84 | 747,786.84 | 0.00 | 749,379.02 | 749,379.02 | 0.00 | 0.00 | 0.00 |
| MB06-MBIA Toll Rd. Operations | AR-0019 | State Pool | 11/01/08 | Open | 2.5068 | 8,571,462.81 | 8,571,462.81 | 0.00 | 8,589,713.13 | 8,589,713.13 | 0.00 | 0.00 | 0.00 |
| TT00-TX TERM General | AR-0022 | State Pool | 11/01/08 | Open | 2.3201 | 1,040.29 | 1,040.29 | 0.00 | 1,042.34 | 1,042.34 | 0.00 | 0.00 | 0.00 |
| TT02-TX TERM Toll Rd. Operation | AR-0024 | State Pool | 11/01/08 | Open | 2.3114 | 1,039.11 | 1,039.11 | 0.00 | 1,041.15 | 1,041.15 | 0.00 | 0.00 | 0.00 |
| TT04-TX TERM Road & Bridge | AR-0026 | State Pool | 11/01/08 | Open | 2.3156 | 1,037.21 | 1,037.21 | 0.00 | 1,039.25 | 1,039.25 | 0.00 | 0.00 | 0.00 |
| TT05-TX TERM Drainage | AR-0027 | State Pool | 11/01/08 | Open | 2.3266 | 344.10 | 344.10 | 0.00 | 344.78 | 344.78 | 0.00 | 0.00 | 0.00 |
| LOG1-Logic- General | AR-0028 | State Pool | 11/10/08 | Open | 2.4800 | 5,489,101.40 | 5,489,101.40 | 0.00 | 5,500,663.80 | 5,500,663.80 | 0.00 | 0.00 | 0.00 |
| LOG2-Logic-Toll Rd.Operations | AR-0029 | State Pool | 11/10/08 | Open | 2.4697 | 1,053.55 | 1,053.55 | 0.00 | 1,055.76 | 1,055.76 | 0.00 | 0.00 | 0.00 |
| LOG5-Logic-Drainage | AR-0032 | State Pool | 11/10/08 | Open | 2.4738 | 1,047.02 | 1,047.02 | 0.00 | 1,049.22 | 1,049.22 | 0.00 | 0.00 | 0.00 |
| LOG8-Logic-Road & Bridge | AR-0035 | State Pool | 11/10/08 | Open | 2.4728 | 1,047.45 | 1,047.45 | 0.00 | 1,049.65 | 1,049.65 | 0.00 | 0.00 | 0.00 |
| MB12-MBIA ESD 100 AGREEMENT | AR-0041 | State Pool | 08/31/16 | Open | 2.5068 | 954,231.86 | 954,231.86 | 0.00 | 956,263.59 | 956,263.59 | 0.00 | 0.00 | 0.00 |
| MB13-MBIA ASSISTANCE DIST #1 | AR-0042 | State Pool | 08/31/16 | Open | 2.5067 | 88,186.62 | 88,186.62 | 0.00 | 88,374.38 | 88,374.38 | 0.00 | 0.00 | 0.00 |
| MB14-MBIA GR PARKWAY OPERATIONS | AR-0043 | State Pool | 08/31/16 | Open | <u>2.5068</u> | <u>4,676,486.80</u> | <u>4,676,486.80</u> | <u>0.00</u> | <u>4,686,443.98</u> | <u>4,686,443.98</u> | <u>0.00</u> | <u>0.00</u> | <u>0.00</u> |
| State Pool Total | | | | | <u>2.5016</u> | <u>28,289,641.08</u> | <u>28,289,641.08</u> | <u>0.00</u> | <u>28,349,749.66</u> | <u>28,349,749.66</u> | <u>0.00</u> | <u>0.00</u> | <u>0.00</u> |
| Investment Total | | | | | <u>2.6919</u> | <u>279,696,558.57</u> | <u>279,696,558.57</u> | <u>0.00</u> | <u>381,755,526.65</u> | <u>381,755,526.65</u> | <u>0.00</u> | <u>0.00</u> | <u>0.00</u> |

Open Investments

Ft. Bend County

Effective Interest - Actual Life
Receipts in Period
12/31/18

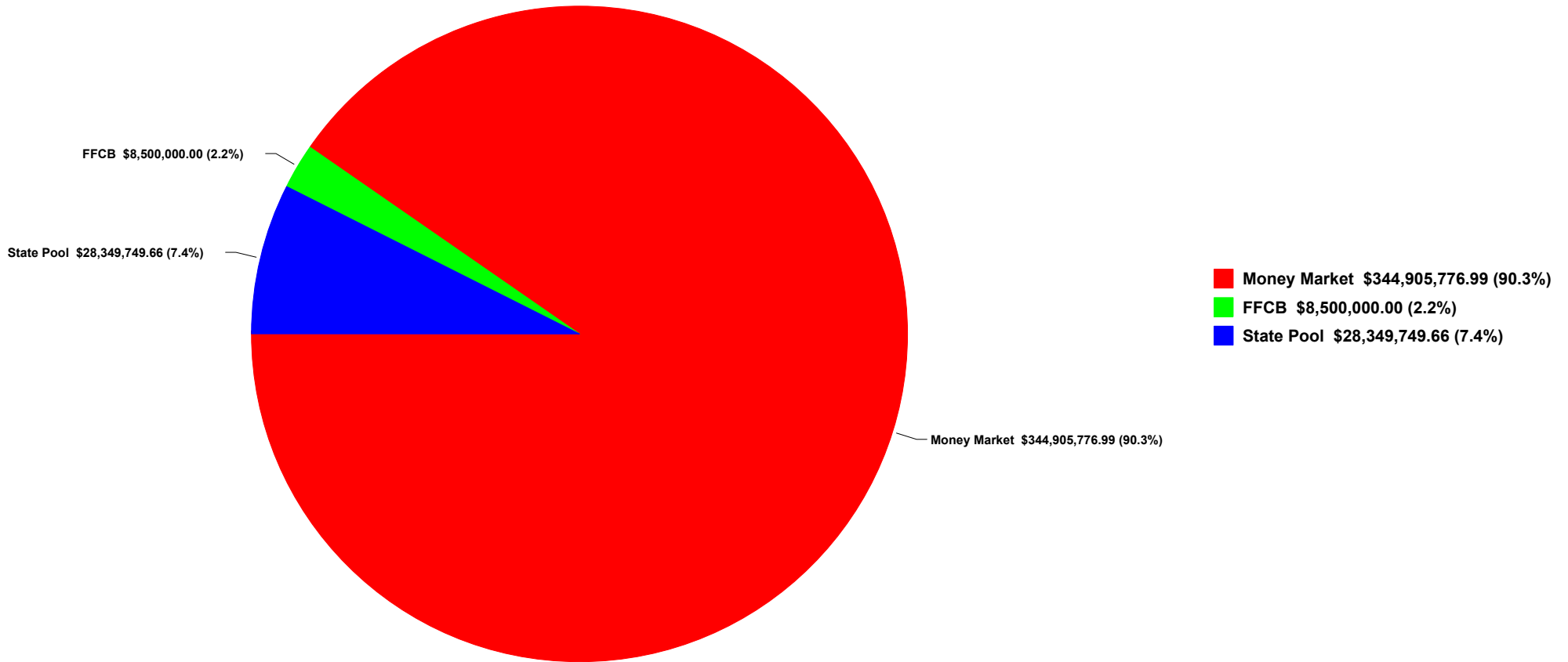
| CUSIP | Invest Number | Security Description | Invest Class | Purchase Date | Call Date | Purchase Institut | SafeKeep Institut | Issuing Institut | Yield Matur | Yield Call | Original Unit Cost | Original Par Val/Shares | Original Princ/Cost | Orig Prem Discount | Ending Unit Price | Ending Par Val/Shares | Ending Amor Val/Cost | Ending Prem/Dscnt |
|---------------------------------|---------------|----------------------|--------------|---------------|-----------|-------------------|-------------------|------------------|---------------|---------------|--------------------|-------------------------|----------------------|--------------------|-------------------|-----------------------|-----------------------|-------------------|
| FFCB | | | | | | | | | | | | | | | | | | |
| 3133EGJX4 | 16-0004 | FFCB 1.08 07/05/19 | | 07/05/16 | Open | 700 | 100 | None | 1.0800 | 1.0800 | 1.000000 | 8,500,000.00 | 8,500,000.00 | 0.00 | 1.000000 | 8,500,000.00 | 8,500,000.00 | 0.00 |
| FFCB Total | | | | | | | | | <u>1.0800</u> | <u>1.0800</u> | <u>1.000000</u> | <u>8,500,000.00</u> | <u>8,500,000.00</u> | <u>0.00</u> | <u>1.000000</u> | <u>8,500,000.00</u> | <u>8,500,000.00</u> | <u>0.00</u> |
| Money Market | | | | | | | | | | | | | | | | | | |
| Prosperity-Money Market Accts. | AR-0009 | Money Market | | 11/30/03 | Open | 100 | None | 100 | 2.6360 | 2.6360 | 1.000000 | 12,505,577.66 | 12,505,577.66 | 0.00 | 1.000000 | 344,905,776.99 | 344,905,776.99 | 0.00 |
| Money Market Total | | | | | | | | | <u>2.6360</u> | <u>2.6360</u> | <u>1.000000</u> | <u>12,505,577.66</u> | <u>12,505,577.66</u> | <u>0.00</u> | <u>1.000000</u> | <u>344,905,776.99</u> | <u>344,905,776.99</u> | <u>0.00</u> |
| State Pool | | | | | | | | | | | | | | | | | | |
| MB02-MBIA General | AR-0015 | State Pool | | 11/01/08 | Open | 2000 | None | 2000 | 2.5000 | 2.5000 | 1.000000 | 17,374,917.83 | 17,374,917.83 | 0.00 | 1.000000 | 7,720,053.08 | 7,720,053.08 | 0.00 |
| MB03-MBIA Road & Bridge | AR-0016 | State Pool | | 11/01/08 | Open | 2000 | None | 2000 | 2.5000 | 2.5000 | 1.000000 | 2,856,438.24 | 2,856,438.24 | 0.00 | 1.000000 | 52,236.53 | 52,236.53 | 0.00 |
| MB04-MBIA Drainage | AR-0017 | State Pool | | 11/01/08 | Open | 2000 | None | 2000 | 2.5000 | 2.5000 | 1.000000 | 1,267,218.21 | 1,267,218.21 | 0.00 | 1.000000 | 749,379.02 | 749,379.02 | 0.00 |
| MB06-MBIA Toll Rd. Operations | AR-0019 | State Pool | | 11/01/08 | Open | 2000 | None | 2000 | 2.5000 | 2.5000 | 1.000000 | 3,143,377.27 | 3,143,377.27 | 0.00 | 1.000000 | 8,589,713.13 | 8,589,713.13 | 0.00 |
| TT00-TX TERM General | AR-0022 | State Pool | | 11/01/08 | Open | 2005 | None | 2005 | 2.3200 | 2.3200 | 1.000000 | 10,006,437.87 | 10,006,437.87 | 0.00 | 1.000000 | 1,042.34 | 1,042.34 | 0.00 |
| TT02-TX TERM Toll Rd. Operation | AR-0024 | State Pool | | 11/01/08 | Open | 2005 | None | 2005 | 2.3200 | 2.3200 | 0.000000 | 0.00 | 0.00 | 0.00 | 1.000000 | 1,041.15 | 1,041.15 | 0.00 |
| TT04-TX TERM Road & Bridge | AR-0026 | State Pool | | 11/01/08 | Open | 2005 | None | 2005 | 2.3200 | 2.3200 | 1.000000 | 10,463.28 | 10,463.28 | 0.00 | 1.000000 | 1,039.25 | 1,039.25 | 0.00 |
| TT05-TX TERM Drainage | AR-0027 | State Pool | | 11/01/08 | Open | 2005 | None | 2005 | 2.3200 | 2.3200 | 1.000000 | 109,774.61 | 109,774.61 | 0.00 | 1.000000 | 344.78 | 344.78 | 0.00 |
| LOG1-Logic- General | AR-0028 | State Pool | | 11/10/08 | Open | 200 | None | 200 | 2.4805 | 2.4805 | 1.000000 | 10,000,000.00 | 10,000,000.00 | 0.00 | 1.000000 | 5,500,663.80 | 5,500,663.80 | 0.00 |
| LOG2-Logic-Toll Rd.Operations | AR-0029 | State Pool | | 11/10/08 | Open | 200 | None | 200 | 2.4805 | 2.4805 | 1.000000 | 2,000,000.00 | 2,000,000.00 | 0.00 | 1.000000 | 1,055.76 | 1,055.76 | 0.00 |
| LOG5-Logic-Drainage | AR-0032 | State Pool | | 11/10/08 | Open | 200 | None | 200 | 2.4805 | 2.4805 | 1.000000 | 500,000.00 | 500,000.00 | 0.00 | 1.000000 | 1,049.22 | 1,049.22 | 0.00 |
| LOG8-Logic-Road & Bridge | AR-0035 | State Pool | | 11/10/08 | Open | 200 | None | 200 | 2.4805 | 2.4805 | 1.000000 | 1,000,000.00 | 1,000,000.00 | 0.00 | 1.000000 | 1,049.65 | 1,049.65 | 0.00 |
| MB12-MBIA ESD 100 AGREEMENT | AR-0041 | State Pool | | 08/31/16 | Open | 2000 | None | 2000 | 2.5000 | 2.5000 | 1.000000 | 3,900,000.00 | 3,900,000.00 | 0.00 | 1.000000 | 956,263.59 | 956,263.59 | 0.00 |
| MB13-MBIA ASSISTANCE DIST #1 | AR-0042 | State Pool | | 08/31/16 | Open | 2000 | None | 2000 | 2.5000 | 2.5000 | 1.000000 | 10,000,000.00 | 10,000,000.00 | 0.00 | 1.000000 | 88,374.38 | 88,374.38 | 0.00 |
| MB14-MBIA GR PARKWAY OPERATIONS | AR-0043 | State Pool | | 08/31/16 | Open | 2000 | None | 2000 | 2.5000 | 2.5000 | 1.000000 | 8,500,000.00 | 8,500,000.00 | 0.00 | 1.000000 | 4,686,443.98 | 4,686,443.98 | 0.00 |
| State Pool Total | | | | | | | | | <u>2.4962</u> | <u>2.4962</u> | <u>1.000000</u> | <u>70,668,627.31</u> | <u>70,668,627.31</u> | <u>0.00</u> | <u>1.000000</u> | <u>28,349,749.66</u> | <u>28,349,749.66</u> | <u>0.00</u> |
| Investment Total | | | | | | | | | <u>2.5904</u> | <u>2.5904</u> | <u>1.000000</u> | <u>91,674,204.97</u> | <u>91,674,204.97</u> | <u>0.00</u> | <u>1.000000</u> | <u>381,755,526.65</u> | <u>381,755,526.65</u> | <u>0.00</u> |

Open Investments

Ft. Bend County

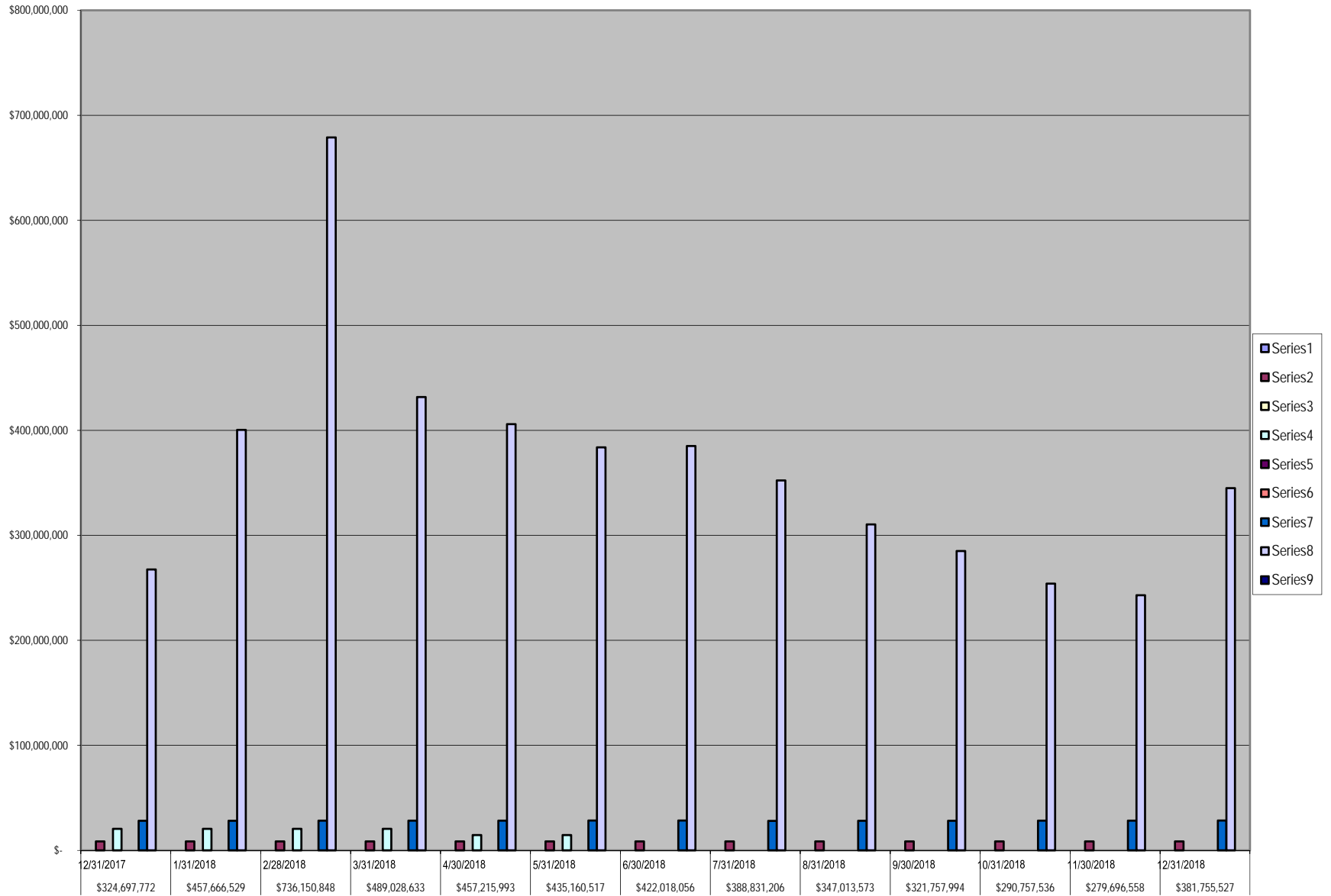
Effective Interest - Actual Life
Receipts in Period
12/31/18

Showing Ending Par Val/Shares: \$381,755,526.65



FBC INVESTMENT TRAILING 12 MONTHS

| Open Investments | | FARMERS MAC DN | FFCB | FHLB | FHLMC | FNMA | FNMA DISCOUNT NOTE | State Pool | Prosperity Money Market | Prosperity - Invst. Acct. |
|------------------|------------|-------------------|--------------|------|---------------|------|--------------------------|---------------|----------------------------|------------------------------|
| \$ 324,697,772 | 12/31/2017 | \$ - | \$ 8,500,000 | \$ - | \$ 20,500,000 | \$ - | \$ - | \$ 28,177,460 | \$ 267,520,312 | \$ - |
| \$ 457,666,529 | 1/31/2018 | \$ - | \$ 8,500,000 | \$ - | \$ 20,500,000 | \$ - | \$ - | \$ 28,214,482 | \$ 400,452,047 | \$ - |
| \$ 736,150,848 | 2/28/2018 | \$ - | \$ 8,500,000 | \$ - | \$ 20,500,000 | \$ - | \$ - | \$ 28,249,394 | \$ 678,901,454 | \$ - |
| \$ 489,028,633 | 3/31/2018 | \$ - | \$ 8,500,000 | \$ - | \$ 20,500,000 | \$ - | \$ - | \$ 28,291,247 | \$ 431,737,386 | \$ - |
| \$ 457,215,993 | 4/30/2018 | \$ - | \$ 8,500,000 | \$ - | \$ 14,500,000 | \$ - | \$ - | \$ 28,336,426 | \$ 405,879,567 | \$ - |
| \$ 435,160,517 | 5/31/2018 | \$ - | \$ 8,500,000 | \$ - | \$ 14,500,000 | \$ - | \$ - | \$ 28,385,866 | \$ 383,774,651 | \$ - |
| \$ 422,018,056 | 6/30/2018 | \$ - | \$ 8,500,000 | \$ - | \$ - | \$ - | \$ - | \$ 28,436,018 | \$ 385,082,038 | \$ - |
| \$ 388,831,206 | 7/31/2018 | \$ - | \$ 8,500,000 | \$ - | \$ - | \$ - | \$ - | \$ 28,071,977 | \$ 352,259,229 | \$ - |
| \$ 347,013,573 | 8/31/2018 | \$ - | \$ 8,500,000 | \$ - | \$ - | \$ - | \$ - | \$ 28,125,224 | \$ 310,388,349 | \$ - |
| \$ 321,757,994 | 9/30/2018 | \$ - | \$ 8,500,000 | \$ - | \$ - | \$ - | \$ - | \$ 28,177,370 | \$ 285,080,624 | \$ - |
| \$ 290,757,536 | 10/31/2018 | \$ - | \$ 8,500,000 | \$ - | \$ - | \$ - | \$ - | \$ 28,233,417 | \$ 254,024,119 | \$ - |
| \$ 279,696,558 | 11/30/2018 | \$ - | \$ 8,500,000 | \$ - | \$ - | \$ - | \$ - | \$ 28,289,641 | \$ 242,906,917 | \$ - |
| \$ 381,755,527 | 12/31/2018 | \$ - | \$ 8,500,000 | \$ - | \$ - | \$ - | \$ - | \$ 28,349,750 | \$ 344,905,777 | \$ - |



Wendt, Sandra

From: Joan Vance (111) <joan.vance@prosperitybankusa.com>
Sent: Tuesday, December 4, 2018 9:32 AM
To: Segura, Maria; Wendt, Sandra; Elster, Melissa; Schultz, Patsy;
jennifer.brogden@fortbendcountytexas.gov
Subject: FBC - December Interest Rate

CAUTION: This email originated from outside of the organization. Do not click links or open attachments unless you recognize the sender and know the content is safe.

Good morning, ladies.

In accordance to the Depository bid, the variable interest rate for the month of December will reflect the change in the 91-day T-bill rate. The 91-day T-bill investment rate is 2.34%. Rate paid will be 2.63% (2.34% + .29% = 2.63%) on the General Fund and all other accounts.

Thank you for your patience. Have a good day.

Joan Vance

Assistant Vice President
Lending Assistant to Dan Agnew, Houston Area President
& Harold Simmons, Vice President
Banking Center 111
14060 Southwest Freeway
Sugar Land, TX 77478
Email: joan.vance@prosperitybankusa.com
Phone: 281-269-2489 Fax: 281-269-7108
NMLS 463009



Customer Service: 800-531-1401 (M-F 7-7; Sat 9-5)

This transmission may contain information that is privileged, confidential and or exempt from disclosure under applicable law. If you are not the intended recipient, you are hereby notified that any disclosure, copying, distribution or use of the information contained herein (including any reliance thereon) is STRICTLY PROHIBITED. If you received this transmission in error, please immediately contact the sender and destroy the material in its entirety, whether in electronic or hard copy format. Thank you.



Daily Rates

December 2018

TXCLASS

Average Monthly Yield: 2.50%

| Date | Dividend Rate | Daily Yield |
|-----------|---------------|-------------|
| 01-Dec-18 | 0.000067263 | 2.46% |
| 02-Dec-18 | 0.000067263 | 2.46% |
| 03-Dec-18 | 0.000067307 | 2.46% |
| 04-Dec-18 | 0.000067288 | 2.46% |
| 05-Dec-18 | 0.000067263 | 2.46% |
| 06-Dec-18 | 0.000067752 | 2.47% |
| 07-Dec-18 | 0.000067811 | 2.48% |
| 08-Dec-18 | 0.000067811 | 2.48% |
| 09-Dec-18 | 0.000067811 | 2.48% |
| 10-Dec-18 | 0.000068130 | 2.49% |
| 11-Dec-18 | 0.000068120 | 2.49% |
| 12-Dec-18 | 0.000068103 | 2.49% |
| 13-Dec-18 | 0.000068150 | 2.49% |
| 14-Dec-18 | 0.000068122 | 2.49% |
| 15-Dec-18 | 0.000068122 | 2.49% |
| 16-Dec-18 | 0.000068122 | 2.49% |
| 17-Dec-18 | 0.000068633 | 2.51% |
| 18-Dec-18 | 0.000068633 | 2.51% |
| 19-Dec-18 | 0.000068907 | 2.52% |
| 20-Dec-18 | 0.000069181 | 2.53% |
| 21-Dec-18 | 0.000069455 | 2.54% |
| 22-Dec-18 | 0.000069455 | 2.54% |
| 23-Dec-18 | 0.000069455 | 2.54% |
| 24-Dec-18 | 0.000069455 | 2.54% |
| 25-Dec-18 | 0.000069455 | 2.54% |
| 26-Dec-18 | 0.000070003 | 2.56% |
| 27-Dec-18 | 0.000070003 | 2.56% |
| 28-Dec-18 | 0.000070003 | 2.56% |
| 29-Dec-18 | 0.000070003 | 2.56% |
| 30-Dec-18 | 0.000070003 | 2.56% |
| 31-Dec-18 | 0.000070003 | 2.56% |

Current Rates:

As of December 31, 2018

Current Yield¹

2.38%

Historical Rates

Monthly Distribution Yields²

| | <u>2009</u> | <u>2010</u> | <u>2011</u> | <u>2012</u> | <u>2013</u> | <u>2014</u> | <u>2015</u> | <u>2016</u> | <u>2017</u> | <u>2018</u> |
|------------------|-------------|-------------|-------------|-------------|-------------|-------------|-------------|-------------|-------------|-------------|
| January | 1.14% | 0.17% | 0.14% | 0.08% | 0.12% | 0.04% | 0.07% | 0.35% | 0.58% | 1.34% |
| February | 0.83% | 0.17% | 0.17% | 0.10% | 0.10% | 0.04% | 0.08% | 0.39% | 0.59% | 1.40% |
| March | 0.74% | 0.18% | 0.14% | 0.10% | 0.10% | 0.04% | 0.09% | 0.41% | 0.66% | 1.50% |
| April | 0.63% | 0.19% | 0.10% | 0.10% | 0.08% | 0.04% | 0.09% | 0.42% | 0.75% | 1.65% |
| May | 0.55% | 0.19% | 0.09% | 0.12% | 0.08% | 0.04% | 0.09% | 0.43% | 0.76% | 1.75% |
| June | 0.50% | 0.21% | 0.09% | 0.13% | 0.05% | 0.04% | 0.09% | 0.44% | 0.85% | 1.85% |
| July | 0.42% | 0.23% | 0.06% | 0.13% | 0.05% | 0.05% | 0.10% | 0.45% | 0.96% | 1.96% |
| August | 0.41% | 0.24% | 0.08% | 0.13% | 0.05% | 0.06% | 0.11% | 0.47% | 1.00% | 1.99% |
| September | 0.37% | 0.21% | 0.07% | 0.13% | 0.05% | 0.06% | 0.13% | 0.50% | 1.03% | 2.03% |
| October | 0.27% | 0.19% | 0.07% | 0.13% | 0.04% | 0.06% | 0.15% | 0.47% | 1.05% | 2.15% |
| November | 0.26% | 0.17% | 0.08% | 0.13% | 0.04% | 0.06% | 0.15% | 0.45% | 1.09% | 2.21% |
| December | 0.23% | 0.15% | 0.11% | 0.13% | 0.04% | 0.07% | 0.23% | 0.50% | 1.21% | 2.32% |

**Call Toll-Free
1-866-TEX-TERM**

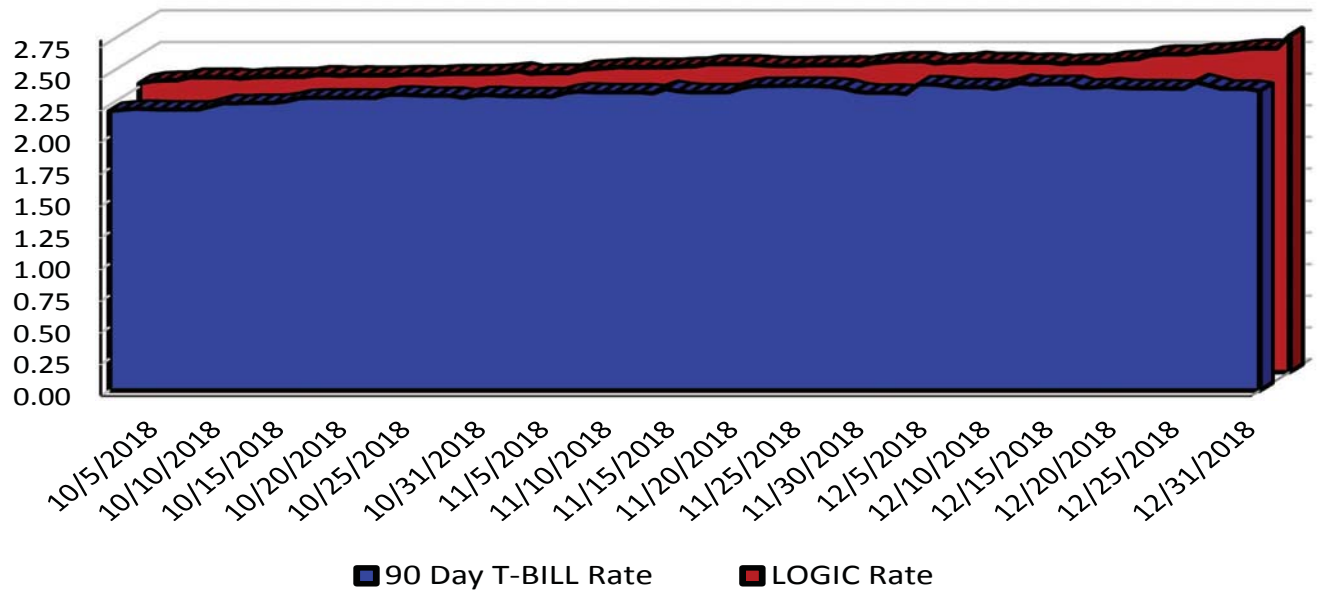
Past performance is not indicative of future results and yields may vary.

(1) The current yield, which is also known as the current annualized yield or current seven-day yield, represents the net change, exclusive of capital changes and income other than investment income, in the value of a hypothetical account with a balance of one share (normally \$1.00 per share) over a seven-day base period expressed as a percentage of the value of one share at the beginning of the seven-day period. This resulting net change in account value is then annualized by multiplying it by 365 and dividing the result by 7. The yields shown may reflect fee waivers by service providers that subsidize and reduce the total operating expenses of the TexasDAILY portfolio. Portfolio yields would be lower if there were no such waivers. The allocation factor represents the daily net income dividend declared by the TexasDAILY portfolio divided by the portfolio's daily net assets. The one-day yield represents the allocation factor of the TexasDAILY portfolio divided by the daily net asset value per share (normally \$1.00) multiplied by 365. Unlike the current yield—which excludes capital changes and income other than investment income—the allocation factor and one-day yield are inclusive of capital changes and any income other than investment income.

(2) The monthly distribution yield represents the sum of a month's one-day allocation factors divided by the number of days in that month, and multiplied by 365. The yields shown may reflect fee waivers by service providers that subsidize and reduce the total operating expenses of the TexasDAILY portfolio. Portfolio yields would be lower if there were no such waivers.

*This information is for institutional investor use only, not for further distribution to retail investors, and does not represent an offer to sell or a solicitation of an offer to buy or sell any fund or other security. Investors should consider the Pool's investment objectives, risks, charges and expenses before investing. This and other information about the Pool is available in the Pool's Information Statement, which should be read carefully before investing. A copy of the Pool's Information Statement may be obtained by calling 1-866-839-8376 or is available on the Pool's website at www.texasterm.net. While TexasDAILY seeks to maintain a stable net asset value of \$1.00 per share and TexasTERM seeks to achieve a net asset value of \$1.00 per share at its stated maturity, it is possible to lose money investing in the Pool. An investment in the Pool is not insured or guaranteed by the Federal Deposit Insurance Corporation or any other government agency. Shares of the Pool are distributed by **PFM Fund Distributors, Inc.**, member Financial Industry Regulatory Authority (FINRA) (www.finra.org) and Securities Investor Protection Corporation (SIPC) (www.sipc.org). PFM Fund Distributors, Inc. is a wholly owned subsidiary of PFM Asset Management LLC.*

LOGIC versus 90-Day Treasury Bill



This material is for information purposes only. This information does not represent an offer to buy or sell a security. The above rate information is obtained from sources that are believed to be reliable; however, its accuracy or completeness may be subject to change. The LOGIC management fee may be waived in full or in part at the discretion of the LOGIC co-administrators and the LOGIC rate for the period shown reflects waiver of fees. This table represents historical investment performance/return to the customer, net of fees, and is not an indication of future performance. An investment in the security is not insured or guaranteed by the Federal Deposit Insurance Corporation or any other government agency. Although the issuer seeks to preserve the value of an investment at \$1.00 per share, it is possible to lose money by investing in the security. Information about these and other program details are in the fund's Information Statement which should be read carefully before investing. The yield on the 90-Day Treasury Bill ("T-Bill Yield") is shown for comparative purposes only. When comparing the investment returns of the LOGIC pool to the T-Bill Yield, you should know that the LOGIC pool consist of allocations of specific diversified securities as detailed in the respective Information Statements. The T-Bill Yield is taken from Bloomberg Finance L.P. and represents the daily closing yield on the then current 90-day T-Bill. The LOGIC yield is calculated in accordance with regulations governing the registration of open-end management investment companies under the Investment Company Act of 1940 as promulgated from time to time by the federal Securities and Exchange Commission.

Daily Summary for December 2018

| Date | Mny Mkt Fund Equiv. [SEC Std.] | Daily Allocation Factor | LOGIC Invested Balance | Market Value Per Share | WAM Days (1)* | WAM Days (2)* |
|------------|--------------------------------|-------------------------|------------------------|------------------------|---------------|---------------|
| 12/1/2018 | 2.4514% | 0.000067162 | \$6,560,982,375.72 | 0.999862 | 42 | 70 |
| 12/2/2018 | 2.4514% | 0.000067162 | \$6,560,982,375.72 | 0.999862 | 42 | 70 |
| 12/3/2018 | 2.4331% | 0.000066661 | \$6,584,206,233.65 | 0.999963 | 42 | 70 |
| 12/4/2018 | 2.4423% | 0.000066912 | \$6,363,809,289.11 | 0.999916 | 42 | 70 |
| 12/5/2018 | 2.4423% | 0.000066912 | \$6,363,809,289.11 | 0.999916 | 42 | 70 |
| 12/6/2018 | 2.4565% | 0.000067301 | \$6,413,493,622.70 | 0.999960 | 40 | 69 |
| 12/7/2018 | 2.4466% | 0.000067029 | \$6,423,428,954.16 | 0.999871 | 39 | 66 |
| 12/8/2018 | 2.4466% | 0.000067029 | \$6,423,428,954.16 | 0.999871 | 39 | 66 |
| 12/9/2018 | 2.4466% | 0.000067029 | \$6,423,428,954.16 | 0.999871 | 39 | 66 |
| 12/10/2018 | 2.4392% | 0.000066827 | \$6,410,783,550.38 | 0.999956 | 38 | 66 |
| 12/11/2018 | 2.4410% | 0.000066876 | \$6,416,953,253.54 | 0.999945 | 40 | 67 |
| 12/12/2018 | 2.4402% | 0.000066854 | \$6,469,972,389.09 | 0.999945 | 39 | 65 |
| 12/13/2018 | 2.4286% | 0.000066538 | \$6,830,376,844.47 | 0.999933 | 37 | 62 |
| 12/14/2018 | 2.4366% | 0.000066756 | \$6,799,016,048.17 | 0.999854 | 36 | 60 |
| 12/15/2018 | 2.4366% | 0.000066756 | \$6,799,016,048.17 | 0.999854 | 36 | 60 |
| 12/16/2018 | 2.4366% | 0.000066756 | \$6,799,016,048.17 | 0.999854 | 36 | 60 |
| 12/17/2018 | 2.4565% | 0.000067302 | \$6,833,177,397.46 | 0.999931 | 35 | 59 |
| 12/18/2018 | 2.4631% | 0.000067483 | \$6,830,794,842.94 | 0.999916 | 35 | 58 |
| 12/19/2018 | 2.4678% | 0.000067611 | \$6,686,506,185.82 | 0.999911 | 35 | 58 |
| 12/20/2018 | 2.4967% | 0.000068403 | \$6,574,383,088.66 | 0.999907 | 36 | 59 |
| 12/21/2018 | 2.5054% | 0.000068640 | \$6,637,823,808.75 | 0.999823 | 36 | 58 |
| 12/22/2018 | 2.5054% | 0.000068640 | \$6,637,823,808.75 | 0.999823 | 36 | 58 |
| 12/23/2018 | 2.5054% | 0.000068640 | \$6,637,823,808.75 | 0.999823 | 36 | 58 |
| 12/24/2018 | 2.5200% | 0.000069042 | \$6,740,949,922.44 | 0.999868 | 36 | 58 |
| 12/25/2018 | 2.5200% | 0.000069042 | \$6,740,949,922.44 | 0.999868 | 36 | 58 |
| 12/26/2018 | 2.5292% | 0.000069294 | \$6,739,938,130.03 | 0.999909 | 36 | 58 |
| 12/27/2018 | 2.5437% | 0.000069690 | \$6,781,692,088.22 | 0.999901 | 39 | 61 |
| 12/28/2018 | 2.5514% | 0.000069900 | \$6,830,150,953.00 | 0.999823 | 36 | 58 |
| 12/29/2018 | 2.5514% | 0.000069900 | \$6,830,150,953.00 | 0.999823 | 36 | 58 |
| 12/30/2018 | 2.5514% | 0.000069900 | \$6,830,150,953.00 | 0.999823 | 36 | 58 |
| 12/31/2018 | 2.6516% | 0.000072647 | \$6,949,078,936.52 | 0.999870 | 35 | 56 |
| Average | 2.4805% | 0.000067958 | \$6,642,712,871.94 | | 38 | 62 |

Prosperity Bank
Money Market Accounts
December 31, 2018

| FUND | DESCRIPTION | BEGINNING BALANCE | DEPOSITS | WITH- DRAWALS | INTEREST | ENDING BALANCE |
|------|------------------------------------|----------------------|----------------|------------------|------------|-------------------|
| 100 | General Operating | 51,648,963.85 | 117,831,108.17 | 56,614,983.02 | 102,411.48 | 112,967,500.48 |
| 150 | Juvenile Operations | 509,710.18 | 15,205,898.70 | 1,192,742.77 | 28,117.33 | 14,550,983.44 |
| 155 | Road & Bridge | 8,565,268.66 | 7,907,733.45 | 1,514,201.29 | 22,197.06 | 14,980,997.88 |
| 160 | Drainage District | 8,661,078.13 | 5,197,156.18 | 494,101.37 | 21,916.59 | 13,386,049.53 |
| 165 | Lateral Road | 1,084,936.33 | - | - | 2,490.15 | 1,087,426.48 |
| 170 | Statue Restoration | 4,460.41 | - | - | 10.24 | 4,470.65 |
| 175 | City Water Assistance | 22,876.78 | 245.00 | - | 52.96 | 23,174.74 |
| 185 | Entex Contributions | 4.55 | - | - | 0.01 | 4.56 |
| 190 | H L & P Assistance | 48,088.44 | 1,036.57 | 1,823.48 | 109.89 | 47,411.42 |
| 195 | County Law Library | 1,275,134.27 | 36,298.75 | 46,129.71 | 2,930.52 | 1,268,233.83 |
| 200 | Law Enforcement Academy | 663,174.27 | - | 10,896.32 | 1,509.48 | 653,787.43 |
| 205 | Surface Water Supply Corp. | 8,061.39 | - | - | 18.51 | 8,079.90 |
| 206 | Industrial Development Corp | 92,768.95 | - | - | 212.92 | 92,981.87 |
| 207 | FBC Historical Commission | 2,301.69 | - | 231.25 | 4.86 | 2,075.30 |
| 208 | East FBC Development | - | - | - | - | - |
| 215 | Library Donations | 110,637.93 | 138.43 | 2,579.20 | 251.70 | 108,448.86 |
| 225 | FBC Asset Forfeiture-Task-State | 643,850.25 | 54,336.23 | 23,502.03 | 1,567.09 | 676,251.54 |
| 235 | Probate Court Training | 116,628.08 | 690.00 | - | 268.61 | 117,586.69 |
| 245 | Alert Program-Juvenile | 53,608.75 | 55.00 | - | 123.12 | 53,786.87 |
| 255 | D A Asset Forfeiture-Fed. | 53.60 | - | - | 0.12 | 53.72 |
| 265 | Gus George Memorial | 4,861.33 | - | - | 11.16 | 4,872.49 |
| 275 | D A Special Fund Run | 18,522.65 | - | - | 42.52 | 18,565.17 |
| 280 | Co.Atty.Supplemental Salary | 246,627.84 | - | 3,854.82 | 562.18 | 243,335.20 |
| 290 | VIT Interest (Tax Coll) | 62,144.46 | 5,926.55 | - | 150.55 | 68,221.56 |
| 300 | FBC Elections | 700,906.48 | 22,890.00 | 23,164.56 | 1,633.58 | 702,265.50 |
| 305 | FBC Asset Forfeiture-Task-Fed. | 81,020.95 | - | 1,079.57 | 185.27 | 80,126.65 |
| 310 | Sheriff Ofc/Forfeiture-Assets-St. | 641,319.44 | - | 3,424.00 | 1,466.28 | 639,361.72 |
| 315 | Sheriff Ofc/Forfeiture-Assets-Fed. | 380,370.77 | - | - | 873.03 | 381,243.80 |
| 320 | Constable Pct. 2 F/A | 23.27 | - | - | 0.05 | 23.32 |
| 322 | Constable Pct 3 F/A | 970.05 | - | - | 2.22 | 972.27 |
| 324 | Constable Pct 1 F/A | 1,215.83 | - | - | 2.79 | 1,218.62 |
| 332 | Fire Marshal St. Ass't. Forfeiture | 679.84 | - | - | 1.56 | 681.40 |

Prosperity Bank
Money Market Accounts
December 31, 2018

| | | | | | | |
|---------|------------------------------------|---------------|----------------|----------------|-----------|---------------|
| 335 | DA Asset Forfeit.-State | 407,360.59 | - | 3,380.76 | 931.83 | 404,911.66 |
| 360 | Law Enforcement Training | 198,548.02 | - | 1,159.82 | 453.79 | 197,841.99 |
| 390 | Child Protective Service IV-E | 173,537.54 | - | 43,088.07 | 362.20 | 130,811.67 |
| 402 | Hope 3 Program Sales | 5,666.22 | - | - | 13.00 | 5,679.22 |
| 410 | Child Support IVD Reimb. | 291,575.17 | - | - | 669.23 | 292,244.40 |
| 415 | Local Law Enf.Block Grant | 38,415.41 | - | 3,821.26 | 80.80 | 34,674.95 |
| 440 | Supervision | 2,754,753.92 | 1,059,639.68 | 437,968.31 | 7,483.20 | 3,383,908.49 |
| 600/605 | Debt Service Account | 11,689,617.96 | 17,441,670.94 | - | 35,283.84 | 29,166,572.74 |
| 750 | Mission Bend/Four Corners | 6,434,341.97 | - | 274,018.37 | 14,590.81 | 6,174,914.41 |
| 752 | FBC Westpark Extension | 694,864.73 | 264,911.84 | 960,753.02 | 976.45 | 0.00 |
| 758 | 2018 Mobility Projects | 43,910,609.99 | 474,258.40 | 5,994,721.69 | 96,694.14 | 38,486,840.84 |
| 802 | Sr. Lien Toll Rd Rev Bonds 2016 | 13,688,372.48 | 2,423,303.26 | 634,869.78 | 32,595.79 | 15,509,401.75 |
| 805 | Grand Pkwy Toll RD Rev Bond | 2,804,364.39 | 746,615.00 | - | 6,768.83 | 3,557,748.22 |
| 810 | Toll Road Operations | 35,003,407.76 | 3,070,036.31 | 468,244.48 | 82,528.51 | 37,687,728.10 |
| 815 | Grand Pkwy Toll Road Ops | 13,476,223.29 | 2,246,489.50 | 538,583.19 | 32,092.43 | 15,216,222.03 |
| TREA | Treasurer's Account | 695.73 | 129,645,226.01 | 128,930,594.91 | 2,073.54 | 717,400.37 |
| INVE | FBC Investment Account | - | - | - | - | - |
| 850M | Boon-Chapman Medical | 708,580.86 | 4,000,119.84 | 3,217,921.68 | 4,063.62 | 1,494,842.64 |
| 850D | Boon-Chapman Dental | 1,214,156.27 | - | 128,775.43 | 2,631.38 | 1,088,012.22 |
| 882 | Boon-Chapman 125 | 187,231.71 | 62,227.96 | 45,818.14 | 440.91 | 204,082.44 |
| 884 | Fee Officer's Account | 2,073,273.01 | 1,700,158.52 | 1,740,394.46 | - | 2,033,037.07 |
| 912 | JP Credit Card Processing | 102,317.47 | 249,364.81 | 325,336.77 | 132.03 | 26,477.54 |
| 908 | EMS Credit Card Processing | 5,463.23 | 4,044.55 | 6,315.83 | 8.20 | 3,200.15 |
| DACC | D A Credit Card Processing | 2.49 | 3,747.27 | 3,101.13 | 1.85 | 650.48 |
| PTCC | Public Transportation Credit Cards | 1,301.80 | 1,652.18 | 2,075.34 | 2.79 | 881.43 |
| CSCC | CSCD Credit Card | 118,426.67 | 155,343.01 | 144,582.31 | 269.07 | 129,456.44 |
| LBCC | Library Credit Card | 3,927.46 | 8,734.41 | 9,048.59 | 8.37 | 3,621.65 |
| JUCC | Juvenile Credit Card | 274.38 | 2,928.52 | 2,252.70 | 1.67 | 951.87 |
| 130 | Assistant Dist Number 1 | 16,825,692.65 | 337,875.26 | 3,662,804.92 | 36,152.99 | 13,536,915.98 |
| 131 | Assistant Dist Number 2 | 2,510,835.63 | 111,284.34 | 1,368,675.00 | 5,302.40 | 1,258,747.37 |
| 133 | Assistant Dist Number 4 | 1,103,450.33 | 19,601.43 | - | 2,558.82 | 1,125,610.58 |
| 134 | Assistant Dist Number 5 | 188,876.91 | 4,452.54 | - | 439.46 | 193,768.91 |
| 135 | Assistant Dist Number 6 | 2,905,775.01 | 97,469.09 | 3,049.95 | 6,795.94 | 3,006,990.09 |

Prosperity Bank
Money Market Accounts
December 31, 2018

| | | | | | | |
|------|----------------------------------|-----------------------|-----------------------|-----------------------|-------------------|-----------------------|
| 136 | Assistant Dist Number 7 | 200,758.07 | 38,951.41 | - | 504.11 | 240,213.59 |
| 137 | Assistant Dist Number 8 | 13,552.52 | 7,304.18 | - | 39.24 | 20,895.94 |
| 138 | Assistant Dist Number 9 | 759,464.18 | 57,168.71 | 27,386.25 | 1,804.70 | 791,051.34 |
| 139 | Assistant Dist Number 10 | - | 23,455.71 | - | 31.31 | 23,487.02 |
| 140 | Assistant Dist Number 11 | - | - | - | - | - |
| 145 | Emergency Svc Dist 100 | 6,643,114.43 | - | 239,137.97 | 14,857.13 | 6,418,833.59 |
| CCCS | Non Fee Officer CC Clearing Acct | 96,397.94 | 47,627.77 | 161.30 | 280.75 | 144,145.16 |
| GAS | FBC Fuel Account (Susser) | - | 287,405.93 | 287,405.93 | 85.26 | 85.26 |
| JPMT | Juror Payments | 9,494.97 | 10,536.00 | 8,326.75 | 33.02 | 11,737.24 |
| EPEC | Engineering Permitting E-Check | 4,348.46 | 240.00 | 8.46 | 10.29 | 4,590.29 |
| JE11 | JP 1-1 E-Filing | 819.16 | 6,108.00 | 5,315.16 | 2.11 | 1,614.11 |
| JE12 | JP 1-2 E-Filing | 1,350.91 | 3,494.50 | 3,545.91 | 1.94 | 1,301.44 |
| JE02 | JP 2 E-Filing | 2,528.71 | 17,984.25 | 18,842.96 | 6.78 | 1,676.78 |
| JE03 | JP 3 E-Filing | 1,140.44 | 4,702.25 | 5,141.69 | 2.31 | 703.31 |
| JE04 | JP #4 E-Filing | 1,737.23 | 13,560.75 | 14,201.98 | 5.33 | 1,101.33 |
| | Total | 242,906,917.49 | 310,913,207.16 | 209,493,543.66 | 579,196.00 | 344,905,776.99 |