

Investment Report

Ft. Bend County

06/01/20 - 06/30/20


This report summarizes the investment position of Ft. Bend County for the period 06/01/20 to 06/30/20.

	05/31/20	06/30/20
Book Value	523,738,003.75	597,671,929.67
Market Value	523,738,003.75	597,671,929.67
Par Value	523,738,003.75	597,671,929.67
Change in Market Value		0.00
Weighted Average Maturity (in Days)	0	0
Weighted Average Yield-to-Maturity of Portfolio	0.7337%	0.5989%
Yield-to-Maturity of 90 Day T-Bill	0.1480%	0.1450%
Accrued Interest		0.00

This report is presented in accordance with the Texas Government Code Title 10 Section 2256.023. The below signed hereby certify that, to the best of their knowledge on the date this report was created, Ft. Bend County is in compliance with the provisions of Government Code 2256 and with the stated policies and strategies of Ft. Bend County.


Director of Finance & Investments

8/21/20
Date


County Treasurer

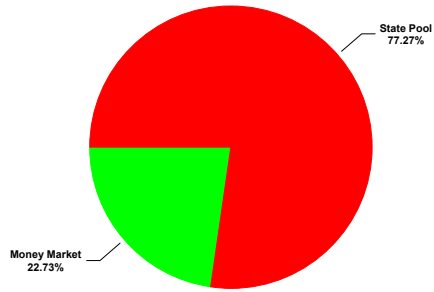
8/21/20
Date

Investment Report

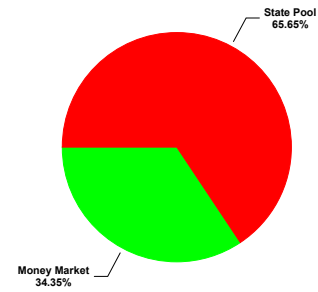
Ft. Bend County

06/01/20 - 06/30/20


Portfolio Composition - 05/31/20



Portfolio Composition - 06/30/20




Maturity Aging - 05/31/20 vs 06/30/20



■ Previous Period ■ Current Period

Portfolio Performance - 06/01/20 to 06/30/20



— Portfolio — 90 Day T-Bill

GASB 31 Compliance Ft. Bend County

Effective Interest - Actual Life
Receipts in Period
06/01/20 - 06/30/20

CUSIP	Invest Number	Security Description	Purchase Date	Sale Date	Valuation Method	Yield Earned	Price Source	Beginning Unit Price	Par Value On 06/01/20	Reported Value 06/01/20	Purchase Cost	Sales Proceeds	Ending Unit Price	Par Value On 06/30/20	Price Source 06/30/20	Reported Value 06/30/20	Change in Fair Value	Interest	Net Investment Income
Prosperity-Money Market Accts.	AR-0009	Money Market	11/30/03	Open	Fair Value	0.6834	Manual	1.000000	119,039,573.38	119,039,573.38	0.00	-86,237,014.83	1.000000	205,276,588.21	Manual	205,276,588.21	0.00	68,289.58	68,289.58
MB02-MBIA General	AR-0015	State Pool	11/01/08	Open	Fair Value	0.5900	Manual	1.000000	25,933,786.95	25,933,786.95	0.00	-12,541.61	1.000000	25,946,328.56	Manual	25,946,328.56	0.00	12,541.61	12,541.61
MB03-MBIA Road & Bridge	AR-0016	State Pool	11/01/08	Open	Fair Value	0.5900	Manual	1.000000	7,563,475.81	7,563,475.81	0.00	-3,657.69	1.000000	7,567,133.50	Manual	7,567,133.50	0.00	3,657.69	3,657.69
MB04-MBIA Drainage	AR-0017	State Pool	11/01/08	Open	Fair Value	0.5930	Manual	1.000000	8,281,377.98	8,281,377.98	0.00	2,996,655.03	1.000000	5,284,722.95	Manual	5,284,722.95	0.00	3,344.97	3,344.97
MB06-MBIA Toll Rd. Operations	AR-0019	State Pool	11/01/08	Open	Fair Value	0.5900	Manual	1.000000	43,890,690.98	43,890,690.98	0.00	-21,225.55	1.000000	43,911,916.53	Manual	43,911,916.53	0.00	21,225.55	21,225.55
TT00-TX TERM General	AR-0022	State Pool	11/01/08	Open	Fair Value	0.2393	Manual	1.000000	1,070.58	1,070.58	0.00	-0.21	1.000000	1,070.79	Manual	1,070.79	0.00	0.21	0.21
TT02-TX TERM Toll Rd. Operation	AR-0024	State Pool	11/01/08	Open	Fair Value	0.2396	Manual	1.000000	1,069.38	1,069.38	0.00	-0.21	1.000000	1,069.59	Manual	1,069.59	0.00	0.21	0.21
TT04-TX TERM Road & Bridge	AR-0026	State Pool	11/01/08	Open	Fair Value	0.2400	Manual	1.000000	1,067.43	1,067.43	0.00	-0.21	1.000000	1,067.64	Manual	1,067.64	0.00	0.21	0.21
TT05-TX TERM Drainage	AR-0027	State Pool	11/01/08	Open	Fair Value	0.2412	Manual	1.000000	354.12	354.12	0.00	-0.07	1.000000	354.19	Manual	354.19	0.00	0.07	0.07
LOG1-Logic- General	AR-0028	State Pool	11/10/08	Open	Fair Value	0.6277	Manual	1.000000	30,695,925.67	30,695,925.67	0.00	-15,793.77	1.000000	30,711,719.44	Manual	30,711,719.44	0.00	15,793.77	15,793.77
LOG2-Logic-Toll Rd. Operations	AR-0029	State Pool	11/10/08	Open	Fair Value	0.6277	Manual	1.000000	35,046,819.99	35,046,819.99	0.00	-18,032.43	1.000000	35,064,852.42	Manual	35,064,852.42	0.00	18,032.43	18,032.43
LOG5-Logic-Drainage	AR-0032	State Pool	11/10/08	Open	Fair Value	0.6277	Manual	1.000000	7,510,879.95	7,510,879.95	0.00	-3,864.53	1.000000	7,514,744.48	Manual	7,514,744.48	0.00	3,864.53	3,864.53
LOG8-Logic-Road & Bridge	AR-0035	State Pool	11/10/08	Open	Fair Value	0.6277	Manual	1.000000	7,510,880.40	7,510,880.40	0.00	-3,864.53	1.000000	7,514,744.93	Manual	7,514,744.93	0.00	3,864.53	3,864.53
MB12-MBIA ESD 100 AGREEMENT	AR-0041	State Pool	08/31/16	Open	Fair Value	0.5900	Manual	1.000000	1,986,030.69	1,986,030.69	0.00	-960.45	1.000000	1,986,991.14	Manual	1,986,991.14	0.00	960.45	960.45
MB13-MBIA ASSISTANCE DIST #1	AR-0042	State Pool	08/31/16	Open	Fair Value	0.5900	Manual	1.000000	1,591,539.94	1,591,539.94	0.00	-769.66	1.000000	1,592,309.60	Manual	1,592,309.60	0.00	769.66	769.66
MB14-MBIA GR PARKWAY OPERATIONS	AR-0043	State Pool	08/31/16	Open	Fair Value	0.5900	Manual	1.000000	24,851,821.55	24,851,821.55	0.00	-12,018.35	1.000000	24,863,839.90	Manual	24,863,839.90	0.00	12,018.35	12,018.35
MB17 - SR LIEN BOND 2016	AR-0046	State Pool	12/09/16	Open	Fair Value	0.5900	Manual	1.000000	8,002,847.74	8,002,847.74	0.00	-3,870.16	1.000000	8,006,717.90	Manual	8,006,717.90	0.00	3,870.16	3,870.16
LO10-LOGIC-COUNTY'S CARE ACT	AR-0047	State Pool	05/12/20	Open	Fair Value	0.6277	Manual	1.000000	67,028,020.80	67,028,020.80	0.00	-34,487.52	1.000000	67,062,508.32	Manual	67,062,508.32	0.00	34,487.52	34,487.52
MB18-MBIA COUNTY'S CARES ACT	AR-0048	State Pool	05/12/20	Open	Fair Value	0.5909	Manual	1.000000	67,026,653.66	67,026,653.66	0.00	7,969,990.52	1.000000	59,056,663.14	Manual	59,056,663.14	0.00	30,009.48	30,009.48
MB19-MBIA FBC ASSIST. DIST. #2	AR-0049	State Pool	05/13/20	Open	Fair Value	0.5900	Manual	1.000000	2,500,889.93	2,500,889.93	0.00	-1,209.45	1.000000	2,502,099.38	Manual	2,502,099.38	0.00	1,209.45	1,209.45
MB20- MBIA FBC ASSIST. DIST. #4	AR-0050	State Pool	05/13/20	Open	Fair Value	0.5900	Manual	1.000000	1,250,444.95	1,250,444.95	0.00	-604.71	1.000000	1,251,049.66	Manual	1,251,049.66	0.00	604.71	604.71
MB21-MBIA FBC ASSIST. DIST. #6	AR-0051	State Pool	05/13/20	Open	Fair Value	0.5900	Manual	1.000000	2,000,711.92	2,000,711.92	0.00	-967.54	1.000000	2,001,679.46	Manual	2,001,679.46	0.00	967.54	967.54
MB22-MBIA FBC ASSIST. DIST. #9	AR-0052	State Pool	05/13/20	Open	Fair Value	0.5900	Manual	1.000000	1,000,355.97	1,000,355.97	0.00	-483.76	1.000000	1,000,839.73	Manual	1,000,839.73	0.00	483.76	483.76
MB23-MBIA JUVENILE	AR-0053	State Pool	05/13/20	Open	Fair Value	0.5914	Manual	1.000000	8,002,847.74	8,002,847.74	0.00	1,496,435.67	1.000000	6,506,412.07	Manual	6,506,412.07	0.00	3,564.33	3,564.33
MB24-MBIA DEBT SERVICE	AR-0054	State Pool	05/13/20	Open	Fair Value	0.5900	Manual	1.000000	21,007,475.30	21,007,475.30	0.00	-10,159.22	1.000000	21,017,634.52	Manual	21,017,634.52	0.00	10,159.22	10,159.22
MB25-MBIA DRAINAGE DEBT SERVICE	AR-0055	State Pool	05/13/20	Open	Fair Value	0.5900	Manual	1.000000	1,000,355.97	1,000,355.97	0.00	-483.76	1.000000	1,000,839.73	Manual	1,000,839.73	0.00	483.76	483.76
MB26-FACILITIES BOND 2018	AR-0056	State Pool	05/13/20	Open	Fair Value	0.5900	Manual	1.000000	14,004,983.55	14,004,983.55	0.00	-6,772.79	1.000000	14,011,756.34	Manual	14,011,756.34	0.00	6,772.79	6,772.79
MB27-MBIA TX HERITAGE PARKWAY	AR-0057	State Pool	05/13/20	Open	Fair Value	0.5900	Manual	1.000000	17,006,051.42	17,006,051.42	0.00	-8,224.13	1.000000	17,014,275.55	Manual	17,014,275.55	0.00	8,224.13	8,224.13
Investment Total						0.6228		1.000000	523,738,003.75	523,738,003.75	0.00	-73,933,925.92	1.000000	597,671,929.67		597,671,929.67	0.00	265,200.67	265,200.67

Portfolio Position

Ft. Bend County

Effective Interest - Actual Life
Receipts in Period
06/01/20 - 06/30/20

CUSIP	Invest Number	Security Description	Purchase Date	Call Date	Par Value On 06/01/20	Par Value On 06/30/20	Market Val On 06/01/20	Market Val On 06/30/20	Purchase Cost	Sales Proceeds	Original Princ/Cost	Amor Value On 06/01/20	Amor Value On 06/30/20
130 - Assistance Dist #1													
State Pool													
MB13-MBIA ASSISTANCE DIST #1	AR-0042	State Pool	08/31/16	Open	<u>1,591,539.94</u>	<u>1,592,309.60</u>	<u>1,591,539.94</u>	<u>1,592,309.60</u>	<u>0.00</u>	<u>0.00</u>	<u>10,000,000.00</u>	<u>1,591,539.94</u>	<u>1,592,309.60</u>
State Pool Total					<u>1,591,539.94</u>	<u>1,592,309.60</u>	<u>1,591,539.94</u>	<u>1,592,309.60</u>	<u>0.00</u>	<u>0.00</u>	<u>10,000,000.00</u>	<u>1,591,539.94</u>	<u>1,592,309.60</u>
130 - Assistance Dist #1 Total					<u>1,591,539.94</u>	<u>1,592,309.60</u>	<u>1,591,539.94</u>	<u>1,592,309.60</u>	<u>0.00</u>	<u>0.00</u>	<u>10,000,000.00</u>	<u>1,591,539.94</u>	<u>1,592,309.60</u>
145 - ESD 100 Agreement													
State Pool													
MB12-MBIA ESD 100 AGREEMENT	AR-0041	State Pool	08/31/16	Open	<u>1,986,030.69</u>	<u>1,986,991.14</u>	<u>1,986,030.69</u>	<u>1,986,991.14</u>	<u>0.00</u>	<u>0.00</u>	<u>3,900,000.00</u>	<u>1,986,030.69</u>	<u>1,986,991.14</u>
State Pool Total					<u>1,986,030.69</u>	<u>1,986,991.14</u>	<u>1,986,030.69</u>	<u>1,986,991.14</u>	<u>0.00</u>	<u>0.00</u>	<u>3,900,000.00</u>	<u>1,986,030.69</u>	<u>1,986,991.14</u>
145 - ESD 100 Agreement Total					<u>1,986,030.69</u>	<u>1,986,991.14</u>	<u>1,986,030.69</u>	<u>1,986,991.14</u>	<u>0.00</u>	<u>0.00</u>	<u>3,900,000.00</u>	<u>1,986,030.69</u>	<u>1,986,991.14</u>
810 - FBC Toll Road Operations													
State Pool													
TT02-TX TERM Toll Rd. Operation	AR-0024	State Pool	11/01/08	Open	<u>0.00</u>	<u>0.00</u>	<u>0.00</u>	<u>0.00</u>	<u>0.00</u>	<u>0.00</u>	<u>0.00</u>	<u>0.00</u>	<u>0.00</u>
State Pool Total					<u>0.00</u>	<u>0.00</u>	<u>0.00</u>	<u>0.00</u>	<u>0.00</u>	<u>0.00</u>	<u>0.00</u>	<u>0.00</u>	<u>0.00</u>
810 - FBC Toll Road Operations Total					<u>0.00</u>	<u>0.00</u>	<u>0.00</u>	<u>0.00</u>	<u>0.00</u>	<u>0.00</u>	<u>0.00</u>	<u>0.00</u>	<u>0.00</u>
815 - Grand Parkway Operations													
State Pool													
MB14-MBIA GR PARKWAY OPERATIONS	AR-0043	State Pool	08/31/16	Open	<u>24,851,821.55</u>	<u>24,863,839.90</u>	<u>24,851,821.55</u>	<u>24,863,839.90</u>	<u>0.00</u>	<u>0.00</u>	<u>8,500,000.00</u>	<u>24,851,821.55</u>	<u>24,863,839.90</u>
State Pool Total					<u>24,851,821.55</u>	<u>24,863,839.90</u>	<u>24,851,821.55</u>	<u>24,863,839.90</u>	<u>0.00</u>	<u>0.00</u>	<u>8,500,000.00</u>	<u>24,851,821.55</u>	<u>24,863,839.90</u>
815 - Grand Parkway Operations Total					<u>24,851,821.55</u>	<u>24,863,839.90</u>	<u>24,851,821.55</u>	<u>24,863,839.90</u>	<u>0.00</u>	<u>0.00</u>	<u>8,500,000.00</u>	<u>24,851,821.55</u>	<u>24,863,839.90</u>
LO10 - LOGIC COUNTYS CARES ACT													
State Pool													
LO10-LOGIC-COUNTY'S CARE ACT	AR-0047	State Pool	05/12/20	Open	<u>67,028,020.80</u>	<u>67,062,508.32</u>	<u>67,028,020.80</u>	<u>67,062,508.32</u>	<u>0.00</u>	<u>0.00</u>	<u>67,000,000.00</u>	<u>67,028,020.80</u>	<u>67,062,508.32</u>
State Pool Total					<u>67,028,020.80</u>	<u>67,062,508.32</u>	<u>67,028,020.80</u>	<u>67,062,508.32</u>	<u>0.00</u>	<u>0.00</u>	<u>67,000,000.00</u>	<u>67,028,020.80</u>	<u>67,062,508.32</u>
LO10 - LOGIC COUNTYS CARES ACT Total					<u>67,028,020.80</u>	<u>67,062,508.32</u>	<u>67,028,020.80</u>	<u>67,062,508.32</u>	<u>0.00</u>	<u>0.00</u>	<u>67,000,000.00</u>	<u>67,028,020.80</u>	<u>67,062,508.32</u>
LOG5 - LOGIC DRAINAGE													
State Pool													
LOG5-Logic-Drainage	AR-0032	State Pool	11/10/08	Open	<u>7,510,879.95</u>	<u>7,514,744.48</u>	<u>7,510,879.95</u>	<u>7,514,744.48</u>	<u>0.00</u>	<u>0.00</u>	<u>500,000.00</u>	<u>7,510,879.95</u>	<u>7,514,744.48</u>
State Pool Total					<u>7,510,879.95</u>	<u>7,514,744.48</u>	<u>7,510,879.95</u>	<u>7,514,744.48</u>	<u>0.00</u>	<u>0.00</u>	<u>500,000.00</u>	<u>7,510,879.95</u>	<u>7,514,744.48</u>
LOG5 - LOGIC DRAINAGE Total					<u>7,510,879.95</u>	<u>7,514,744.48</u>	<u>7,510,879.95</u>	<u>7,514,744.48</u>	<u>0.00</u>	<u>0.00</u>	<u>500,000.00</u>	<u>7,510,879.95</u>	<u>7,514,744.48</u>
LOG1 - LOGIC GENERAL													
State Pool													
LOG1-Logic-General	AR-0028	State Pool	11/10/08	Open	<u>30,695,925.67</u>	<u>30,711,719.44</u>	<u>30,695,925.67</u>	<u>30,711,719.44</u>	<u>0.00</u>	<u>0.00</u>	<u>10,000,000.00</u>	<u>30,695,925.67</u>	<u>30,711,719.44</u>
State Pool Total					<u>30,695,925.67</u>	<u>30,711,719.44</u>	<u>30,695,925.67</u>	<u>30,711,719.44</u>	<u>0.00</u>	<u>0.00</u>	<u>10,000,000.00</u>	<u>30,695,925.67</u>	<u>30,711,719.44</u>
LOG1 - LOGIC GENERAL Total					<u>30,695,925.67</u>	<u>30,711,719.44</u>	<u>30,695,925.67</u>	<u>30,711,719.44</u>	<u>0.00</u>	<u>0.00</u>	<u>10,000,000.00</u>	<u>30,695,925.67</u>	<u>30,711,719.44</u>
LOG8 - LOGIC ROAD & BRIDGE													
State Pool													
LOG8-Logic-Road & Bridge	AR-0035	State Pool	11/10/08	Open	<u>7,510,880.40</u>	<u>7,514,744.93</u>	<u>7,510,880.40</u>	<u>7,514,744.93</u>	<u>0.00</u>	<u>0.00</u>	<u>1,000,000.00</u>	<u>7,510,880.40</u>	<u>7,514,744.93</u>
State Pool Total					<u>7,510,880.40</u>	<u>7,514,744.93</u>	<u>7,510,880.40</u>	<u>7,514,744.93</u>	<u>0.00</u>	<u>0.00</u>	<u>1,000,000.00</u>	<u>7,510,880.40</u>	<u>7,514,744.93</u>
LOG8 - LOGIC ROAD & BRIDGE Total					<u>7,510,880.40</u>	<u>7,514,744.93</u>	<u>7,510,880.40</u>	<u>7,514,744.93</u>	<u>0.00</u>	<u>0.00</u>	<u>1,000,000.00</u>	<u>7,510,880.40</u>	<u>7,514,744.93</u>
LOG2 - LOGIC TOLL OPERATIONS													
State Pool													
LOG2-Logic-Toll Rd.Operations	AR-0029	State Pool	11/10/08	Open	<u>35,046,819.99</u>	<u>35,064,852.42</u>	<u>35,046,819.99</u>	<u>35,064,852.42</u>	<u>0.00</u>	<u>0.00</u>	<u>2,000,000.00</u>	<u>35,046,819.99</u>	<u>35,064,852.42</u>
State Pool Total					<u>35,046,819.99</u>	<u>35,064,852.42</u>	<u>35,046,819.99</u>	<u>35,064,852.42</u>	<u>0.00</u>	<u>0.00</u>	<u>2,000,000.00</u>	<u>35,046,819.99</u>	<u>35,064,852.42</u>
LOG2 - LOGIC TOLL OPERATIONS Total					<u>35,046,819.99</u>	<u>35,064,852.42</u>	<u>35,046,819.99</u>	<u>35,064,852.42</u>	<u>0.00</u>	<u>0.00</u>	<u>2,000,000.00</u>	<u>35,046,819.99</u>	<u>35,064,852.42</u>
MB21 - MBIA ASSIST DIST #6													
State Pool													
MB21-MBIA FBC ASSIST. DIST. #6	AR-0051	State Pool	05/13/20	Open	<u>2,000,711.92</u>	<u>2,001,679.46</u>	<u>2,000,711.92</u>	<u>2,001,679.46</u>	<u>0.00</u>	<u>0.00</u>	<u>2,000,000.00</u>	<u>2,000,711.92</u>	<u>2,001,679.46</u>
State Pool Total					<u>2,000,711.92</u>	<u>2,001,679.46</u>	<u>2,000,711.92</u>	<u>2,001,679.46</u>	<u>0.00</u>	<u>0.00</u>	<u>2,000,000.00</u>	<u>2,000,711.92</u>	<u>2,001,679.46</u>

Portfolio Position
Ft. Bend County
Effective Interest - Actual Life
Receipts in Period
06/01/20 - 06/30/20

CUSIP	Invest Number	Security Description	Purchase Date	Call Date	Par Value On 06/01/20	Par Value On 06/30/20	Market Val On 06/01/20	Market Val On 06/30/20	Purchase Cost	Sales Proceeds	Original Princ/Cost	Amor Value On 06/01/20	Amor Value On 06/30/20
MB21 - MBIA ASSIST DIST #6 Total					<u>2,000,711.92</u>	<u>2,001,679.46</u>	<u>2,000,711.92</u>	<u>2,001,679.46</u>	<u>0.00</u>	<u>0.00</u>	<u>2,000,000.00</u>	<u>2,000,711.92</u>	<u>2,001,679.46</u>
MB22 - MBIA ASSIST DIST #9													
State Pool													
MB22-MBIA FBC ASSIST. DIST. #9	AR-0052	State Pool	05/13/20	Open	1,000,355.97	1,000,839.73	1,000,355.97	1,000,839.73	0.00	0.00	1,000,000.00	1,000,355.97	1,000,839.73
State Pool Total					<u>1,000,355.97</u>	<u>1,000,839.73</u>	<u>1,000,355.97</u>	<u>1,000,839.73</u>	<u>0.00</u>	<u>0.00</u>	<u>1,000,000.00</u>	<u>1,000,355.97</u>	<u>1,000,839.73</u>
MB22 - MBIA ASSIST DIST #9 Total					<u>1,000,355.97</u>	<u>1,000,839.73</u>	<u>1,000,355.97</u>	<u>1,000,839.73</u>	<u>0.00</u>	<u>0.00</u>	<u>1,000,000.00</u>	<u>1,000,355.97</u>	<u>1,000,839.73</u>
MB18 - MBIA COUNTYS CARES ACT													
State Pool													
MB18-MBIA COUNTY'S CARES ACT	AR-0048	State Pool	05/12/20	Open	67,026,653.66	59,056,663.14	67,026,653.66	59,056,663.14	0.00	0.00	67,000,000.00	67,026,653.66	59,056,663.14
State Pool Total					<u>67,026,653.66</u>	<u>59,056,663.14</u>	<u>67,026,653.66</u>	<u>59,056,663.14</u>	<u>0.00</u>	<u>0.00</u>	<u>67,000,000.00</u>	<u>67,026,653.66</u>	<u>59,056,663.14</u>
MB18 - MBIA COUNTYS CARES ACT Total					<u>67,026,653.66</u>	<u>59,056,663.14</u>	<u>67,026,653.66</u>	<u>59,056,663.14</u>	<u>0.00</u>	<u>0.00</u>	<u>67,000,000.00</u>	<u>67,026,653.66</u>	<u>59,056,663.14</u>
MB24 - MBIA DEBT SERVICE													
State Pool													
MB24-MBIA DEBT SERVICE	AR-0054	State Pool	05/13/20	Open	21,007,475.30	21,017,634.52	21,007,475.30	21,017,634.52	0.00	0.00	21,000,000.00	21,007,475.30	21,017,634.52
State Pool Total					<u>21,007,475.30</u>	<u>21,017,634.52</u>	<u>21,007,475.30</u>	<u>21,017,634.52</u>	<u>0.00</u>	<u>0.00</u>	<u>21,000,000.00</u>	<u>21,007,475.30</u>	<u>21,017,634.52</u>
MB24 - MBIA DEBT SERVICE Total					<u>21,007,475.30</u>	<u>21,017,634.52</u>	<u>21,007,475.30</u>	<u>21,017,634.52</u>	<u>0.00</u>	<u>0.00</u>	<u>21,000,000.00</u>	<u>21,007,475.30</u>	<u>21,017,634.52</u>
MB04 - MBIA DRAINAGE													
State Pool													
MB04-MBIA Drainage	AR-0017	State Pool	11/01/08	Open	8,281,377.98	5,284,722.95	8,281,377.98	5,284,722.95	0.00	0.00	1,267,218.21	8,281,377.98	5,284,722.95
State Pool Total					<u>8,281,377.98</u>	<u>5,284,722.95</u>	<u>8,281,377.98</u>	<u>5,284,722.95</u>	<u>0.00</u>	<u>0.00</u>	<u>1,267,218.21</u>	<u>8,281,377.98</u>	<u>5,284,722.95</u>
MB04 - MBIA DRAINAGE Total					<u>8,281,377.98</u>	<u>5,284,722.95</u>	<u>8,281,377.98</u>	<u>5,284,722.95</u>	<u>0.00</u>	<u>0.00</u>	<u>1,267,218.21</u>	<u>8,281,377.98</u>	<u>5,284,722.95</u>
MB25 - MBIA DRAINAGE DEBT SERVICE													
State Pool													
MB25-MBIA DRAINAGE DEBT SERVICE	AR-0055	State Pool	05/13/20	Open	1,000,355.97	1,000,839.73	1,000,355.97	1,000,839.73	0.00	0.00	1,000,000.00	1,000,355.97	1,000,839.73
State Pool Total					<u>1,000,355.97</u>	<u>1,000,839.73</u>	<u>1,000,355.97</u>	<u>1,000,839.73</u>	<u>0.00</u>	<u>0.00</u>	<u>1,000,000.00</u>	<u>1,000,355.97</u>	<u>1,000,839.73</u>
MB25 - MBIA DRAINAGE DEBT SERVICE Total					<u>1,000,355.97</u>	<u>1,000,839.73</u>	<u>1,000,355.97</u>	<u>1,000,839.73</u>	<u>0.00</u>	<u>0.00</u>	<u>1,000,000.00</u>	<u>1,000,355.97</u>	<u>1,000,839.73</u>
MB26 - MBIA FACILITIES BOND 2018													
State Pool													
MB26-FACILITIES BOND 2018	AR-0056	State Pool	05/13/20	Open	14,004,983.55	14,011,756.34	14,004,983.55	14,011,756.34	0.00	0.00	14,000,000.00	14,004,983.55	14,011,756.34
State Pool Total					<u>14,004,983.55</u>	<u>14,011,756.34</u>	<u>14,004,983.55</u>	<u>14,011,756.34</u>	<u>0.00</u>	<u>0.00</u>	<u>14,000,000.00</u>	<u>14,004,983.55</u>	<u>14,011,756.34</u>
MB26 - MBIA FACILITIES BOND 2018 Total					<u>14,004,983.55</u>	<u>14,011,756.34</u>	<u>14,004,983.55</u>	<u>14,011,756.34</u>	<u>0.00</u>	<u>0.00</u>	<u>14,000,000.00</u>	<u>14,004,983.55</u>	<u>14,011,756.34</u>
MB19 - MBIA FBC ASSIST DIST #2													
State Pool													
MB19-MBIA FBC ASSIST. DIST. #2	AR-0049	State Pool	05/13/20	Open	2,500,889.93	2,502,099.38	2,500,889.93	2,502,099.38	0.00	0.00	2,500,000.00	2,500,889.93	2,502,099.38
State Pool Total					<u>2,500,889.93</u>	<u>2,502,099.38</u>	<u>2,500,889.93</u>	<u>2,502,099.38</u>	<u>0.00</u>	<u>0.00</u>	<u>2,500,000.00</u>	<u>2,500,889.93</u>	<u>2,502,099.38</u>
MB19 - MBIA FBC ASSIST DIST #2 Total					<u>2,500,889.93</u>	<u>2,502,099.38</u>	<u>2,500,889.93</u>	<u>2,502,099.38</u>	<u>0.00</u>	<u>0.00</u>	<u>2,500,000.00</u>	<u>2,500,889.93</u>	<u>2,502,099.38</u>
MB20 - MBIA FBC ASSIST DIST #4													
State Pool													
MB20 - MBIA FBC ASSIST. DIST. #4	AR-0050	State Pool	05/13/20	Open	1,250,444.95	1,251,049.66	1,250,444.95	1,251,049.66	0.00	0.00	1,250,000.00	1,250,444.95	1,251,049.66
State Pool Total					<u>1,250,444.95</u>	<u>1,251,049.66</u>	<u>1,250,444.95</u>	<u>1,251,049.66</u>	<u>0.00</u>	<u>0.00</u>	<u>1,250,000.00</u>	<u>1,250,444.95</u>	<u>1,251,049.66</u>
MB20 - MBIA FBC ASSIST DIST #4 Total					<u>1,250,444.95</u>	<u>1,251,049.66</u>	<u>1,250,444.95</u>	<u>1,251,049.66</u>	<u>0.00</u>	<u>0.00</u>	<u>1,250,000.00</u>	<u>1,250,444.95</u>	<u>1,251,049.66</u>
MB02 - MBIA GENERAL													
State Pool													
MB02-MBIA General	AR-0015	State Pool	11/01/08	Open	25,933,786.95	25,946,328.56	25,933,786.95	25,946,328.56	0.00	0.00	17,374,917.83	25,933,786.95	25,946,328.56
State Pool Total					<u>25,933,786.95</u>	<u>25,946,328.56</u>	<u>25,933,786.95</u>	<u>25,946,328.56</u>	<u>0.00</u>	<u>0.00</u>	<u>17,374,917.83</u>	<u>25,933,786.95</u>	<u>25,946,328.56</u>
MB02 - MBIA GENERAL Total					<u>25,933,786.95</u>	<u>25,946,328.56</u>	<u>25,933,786.95</u>	<u>25,946,328.56</u>	<u>0.00</u>	<u>0.00</u>	<u>17,374,917.83</u>	<u>25,933,786.95</u>	<u>25,946,328.56</u>
MB23 - MBIA JUVENILE													
State Pool													
MB23-MBIA JUVENILE	AR-0053	State Pool	05/13/20	Open	8,002,847.74	6,506,412.07	8,002,847.74	6,506,412.07	0.00	0.00	8,000,000.00	8,002,847.74	6,506,412.07

Portfolio Position
Ft. Bend County
Effective Interest - Actual Life
Receipts in Period
06/01/20 - 06/30/20

CUSIP	Invest Number	Security Description	Purchase Date	Call Date	Par Value On 06/01/20	Par Value On 06/30/20	Market Val On 06/01/20	Market Val On 06/30/20	Purchase Cost	Sales Proceeds	Original Princ/Cost	Amor Value On 06/01/20	Amor Value On 06/30/20
Prosperity-Money Market Accts.	AR-0009	Money Market	11/30/03	Open	0.00	0.00	0.00	0.00	0.00	0.00	0.00	0.00	0.00
Money Market Total					0.00	0.00	0.00	0.00	0.00	0.00	0.00	0.00	0.00
09 - Temporary Holding Total					0.00	0.00	0.00	0.00	0.00	0.00	0.00	0.00	0.00
Combined Port													
Money Market													
Prosperity-Money Market Accts.	AR-0009	Money Market	11/30/03	Open	119,039,573.38	205,276,588.21	119,039,573.38	205,276,588.21	0.00	0.00	12,505,577.66	119,039,573.38	205,276,588.21
Money Market Total					119,039,573.38	205,276,588.21	119,039,573.38	205,276,588.21	0.00	0.00	12,505,577.66	119,039,573.38	205,276,588.21
State Pool													
LO10-LOGIC-COUNTY'S CARE ACT	AR-0047	State Pool	05/12/20	Open	67,028,020.80	67,062,508.32	67,028,020.80	67,062,508.32	0.00	0.00	67,000,000.00	67,028,020.80	67,062,508.32
LOG1-Logic- General	AR-0028	State Pool	11/10/08	Open	30,695,925.67	30,711,719.44	30,695,925.67	30,711,719.44	0.00	0.00	10,000,000.00	30,695,925.67	30,711,719.44
LOG2-Logic-Toll Rd.Operations	AR-0029	State Pool	11/10/08	Open	35,046,819.99	35,064,852.42	35,046,819.99	35,064,852.42	0.00	0.00	2,000,000.00	35,046,819.99	35,064,852.42
LOG5-Logic-Drainage	AR-0032	State Pool	11/10/08	Open	7,510,879.95	7,514,744.48	7,510,879.95	7,514,744.48	0.00	0.00	500,000.00	7,510,879.95	7,514,744.48
LOG8-Logic-Road & Bridge	AR-0035	State Pool	11/10/08	Open	7,510,880.40	7,514,744.93	7,510,880.40	7,514,744.93	0.00	0.00	1,000,000.00	7,510,880.40	7,514,744.93
MB02-MBIA General	AR-0015	State Pool	11/01/08	Open	25,933,786.95	25,946,328.56	25,933,786.95	25,946,328.56	0.00	0.00	17,374,917.83	25,933,786.95	25,946,328.56
MB03-MBIA Road & Bridge	AR-0016	State Pool	11/01/08	Open	7,563,475.81	7,567,133.50	7,563,475.81	7,567,133.50	0.00	0.00	2,856,438.24	7,563,475.81	7,567,133.50
MB04-MBIA Drainage	AR-0017	State Pool	11/01/08	Open	8,281,377.98	8,284,722.95	8,281,377.98	8,284,722.95	0.00	0.00	1,267,218.21	8,281,377.98	8,284,722.95
MB06-MBIA Toll Rd. Operations	AR-0019	State Pool	11/01/08	Open	43,890,690.98	43,911,916.53	43,890,690.98	43,911,916.53	0.00	0.00	3,143,377.27	43,890,690.98	43,911,916.53
MB12-MBIA ESD 100 AGREEMENT	AR-0041	State Pool	08/31/16	Open	1,986,030.69	1,986,991.14	1,986,030.69	1,986,991.14	0.00	0.00	3,900,000.00	1,986,030.69	1,986,991.14
MB13-MBIA ASSISTANCE DIST #1	AR-0042	State Pool	08/31/16	Open	1,591,539.94	1,592,309.60	1,591,539.94	1,592,309.60	0.00	0.00	10,000,000.00	1,591,539.94	1,592,309.60
MB14-MBIA GR PARKWAY OPERATIONS	AR-0043	State Pool	08/31/16	Open	24,851,821.55	24,863,839.90	24,851,821.55	24,863,839.90	0.00	0.00	8,500,000.00	24,851,821.55	24,863,839.90
MB17 - SR LIEN BOND 2016	AR-0046	State Pool	12/09/16	Open	8,002,847.74	8,006,717.90	8,002,847.74	8,006,717.90	0.00	0.00	35,000,000.00	8,002,847.74	8,006,717.90
MB18-MBIA COUNTY'S CARES ACT	AR-0048	State Pool	05/12/20	Open	67,026,653.66	67,026,653.66	67,026,653.66	67,026,653.66	0.00	0.00	67,000,000.00	67,026,653.66	67,026,653.66
MB19-MBIA FBC ASSIST. DIST. #2	AR-0049	State Pool	05/13/20	Open	2,500,889.93	2,502,099.38	2,500,889.93	2,502,099.38	0.00	0.00	2,500,000.00	2,500,889.93	2,502,099.38
MB20- MBIA FBC ASSIST. DIST. #4	AR-0050	State Pool	05/13/20	Open	1,250,444.95	1,251,049.66	1,250,444.95	1,251,049.66	0.00	0.00	1,250,000.00	1,250,444.95	1,251,049.66
MB21-MBIA FBC ASSIST. DIST. #6	AR-0051	State Pool	05/13/20	Open	2,000,711.92	2,001,679.46	2,000,711.92	2,001,679.46	0.00	0.00	2,000,000.00	2,000,711.92	2,001,679.46
MB22-MBIA FBC ASSIST. DIST. #9	AR-0052	State Pool	05/13/20	Open	1,000,355.97	1,000,839.73	1,000,355.97	1,000,839.73	0.00	0.00	1,000,000.00	1,000,355.97	1,000,839.73
MB23-MBIA JUVENILE	AR-0053	State Pool	05/13/20	Open	8,002,847.74	8,002,847.74	8,002,847.74	8,002,847.74	0.00	0.00	8,000,000.00	8,002,847.74	8,002,847.74
MB24-MBIA DEBT SERVICE	AR-0054	State Pool	05/13/20	Open	21,007,475.30	21,017,634.52	21,007,475.30	21,017,634.52	0.00	0.00	21,000,000.00	21,007,475.30	21,017,634.52
MB25-MBIA DRAINAGE DEBT SERVICE	AR-0055	State Pool	05/13/20	Open	1,000,355.97	1,000,839.73	1,000,355.97	1,000,839.73	0.00	0.00	1,000,000.00	1,000,355.97	1,000,839.73
MB26-FACILITIES BOND 2018	AR-0056	State Pool	05/13/20	Open	14,004,983.55	14,011,756.34	14,004,983.55	14,011,756.34	0.00	0.00	14,000,000.00	14,004,983.55	14,011,756.34
MB27-MBIA TX HERITAGE PARKWAY	AR-0057	State Pool	05/13/20	Open	17,006,051.42	17,014,275.55	17,006,051.42	17,014,275.55	0.00	0.00	17,000,000.00	17,006,051.42	17,014,275.55
TT00-TX TERM General	AR-0022	State Pool	11/01/08	Open	1,070.58	1,070.79	1,070.58	1,070.79	0.00	0.00	10,006,437.87	1,070.58	1,070.79
TT02-TX TERM Toll Rd. Operation	AR-0024	State Pool	11/01/08	Open	1,069.38	1,069.59	1,069.38	1,069.59	0.00	0.00	0.00	1,069.38	1,069.59
TT04-TX TERM Road & Bridge	AR-0026	State Pool	11/01/08	Open	1,067.43	1,067.64	1,067.43	1,067.64	0.00	0.00	10,463.28	1,067.43	1,067.64
TT05-TX TERM Drainage	AR-0027	State Pool	11/01/08	Open	354.12	354.19	354.12	354.19	0.00	0.00	109,774.61	354.12	354.19
State Pool Total					404,698,430.37	392,395,341.46	404,698,430.37	392,395,341.46	0.00	0.00	307,418,627.31	404,698,430.37	392,395,341.46
Combined Port Total					523,738,003.75	597,671,929.67	523,738,003.75	597,671,929.67	0.00	0.00	319,924,204.97	523,738,003.75	597,671,929.67

Earnings and Yields Summary

Ft. Bend County

Effective Interest - Actual Life

Receipts in Period

06/01/20 - 06/30/20

8

Security Description	06/01/20 06/07/20	06/08/20 06/14/20	06/15/20 06/21/20	06/22/20 06/28/20	06/29/20 06/30/20	06/01/20 06/30/20
Combined Port						
Money Market	15,543.79	15,543.78	15,543.78	15,543.78	6,114.45	68,289.58
State Pool	<u>40,424.09</u>	<u>44,751.62</u>	<u>50,179.61</u>	<u>50,008.64</u>	<u>11,547.13</u>	<u>196,911.09</u>
Port Total	<u>55,967.88</u>	<u>60,295.40</u>	<u>65,723.39</u>	<u>65,552.42</u>	<u>17,661.58</u>	<u>265,200.67</u>
Combined Port						
Money Market	0.6827	0.6827	0.6827	0.6827	0.6902	0.6834
State Pool	<u>0.5223</u>	<u>0.5831</u>	<u>0.6664</u>	<u>0.6667</u>	<u>0.5387</u>	<u>0.6042</u>
Port Total	<u>0.5587</u>	<u>0.6059</u>	<u>0.6702</u>	<u>0.6704</u>	<u>0.5830</u>	<u>0.6228</u>

Maturity Aging
Ft. Bend County
 Effective Interest - Actual Life
 Receipts in Period
 06/30/20

CUSIP	Invest Number	Security Description	Purchase Date	Days to Maturity	Yield Matur
Cash / Money Market					
LO10-LOGIC-COUNTY'S CARE ACT	AR-0047	State Pool	05/12/20	0	0.6260
LOG1-Logic- General	AR-0028	State Pool	11/10/08	0	0.6260
LOG2-Logic-Toll Rd.Operations	AR-0029	State Pool	11/10/08	0	0.6260
LOG5-Logic-Drainage	AR-0032	State Pool	11/10/08	0	0.6260
LOG8-Logic-Road & Bridge	AR-0035	State Pool	11/10/08	0	0.6260
MB02-MBIA General	AR-0015	State Pool	11/01/08	0	0.5900
MB03-MBIA Road & Bridge	AR-0016	State Pool	11/01/08	0	0.5900
MB04-MBIA Drainage	AR-0017	State Pool	11/01/08	0	0.5900
MB06-MBIA Toll Rd. Operations	AR-0019	State Pool	11/01/08	0	0.5900
MB12-MBIA ESD 100 AGREEMENT	AR-0041	State Pool	08/31/16	0	0.5900
MB13-MBIA ASSISTANCE DIST #1	AR-0042	State Pool	08/31/16	0	0.5900
MB14-MBIA GR PARKWAY OPERATIONS	AR-0043	State Pool	08/31/16	0	0.5900
MB17 - SR LIEN BOND 2016	AR-0046	State Pool	12/09/16	0	0.5900
MB18-MBIA COUNTY'S CARES ACT	AR-0048	State Pool	05/12/20	0	0.5900
MB19-MBIA FBC ASSIST. DIST. #2	AR-0049	State Pool	05/13/20	0	0.5900
MB20- MBIA FBC ASSIST. DIST. #4	AR-0050	State Pool	05/13/20	0	0.5900
MB21-MBIA FBC ASSIST. DIST. #6	AR-0051	State Pool	05/13/20	0	0.5900
MB22-MBIA FBC ASSIST. DIST. #9	AR-0052	State Pool	05/13/20	0	0.5900
MB23-MBIA JUVENILE	AR-0053	State Pool	05/13/20	0	0.5900
MB24-MBIA DEBT SERVICE	AR-0054	State Pool	05/13/20	0	0.5900
MB25-MBIA DRAINAGE DEBT SERVICE	AR-0055	State Pool	05/13/20	0	0.5900
MB26-FACILITIES BOND 2018	AR-0056	State Pool	05/13/20	0	0.5900
MB27-MBIA TX HERITAGE PARKWAY	AR-0057	State Pool	05/13/20	0	0.5900
Prosperity-Money Market Accts.	AR-0009	Money Market	11/30/03	0	0.5900
TT00-TX TERM General	AR-0022	State Pool	11/01/08	0	0.2400
TT02-TX TERM Toll Rd. Operation	AR-0024	State Pool	11/01/08	0	0.2400
TT04-TX TERM Road & Bridge	AR-0026	State Pool	11/01/08	0	0.2400
TT05-TX TERM Drainage	AR-0027	State Pool	11/01/08	<u>0</u>	<u>0.2400</u>
Cash / Money Market Total				<u>0</u>	<u>0.5989</u>
Investment Total				<u>0</u>	<u>0.5989</u>

Activity Statement
Ft. Bend County
 Effective Interest - Actual Life
 Receipts in Period
 06/01/20 - 06/30/20

Purchase Date	Sale Date	CUSIP	Invest Number	Security Description	Amor Value On 06/01/20	Changes In Principal	Purchase Cost	Sales Proceeds	Purchased Interest	Int/Div Rec In the Perd	Amor Value On 06/30/20	
Money Market												
11/30/03	Open	Prosperity-Money Market Accts.		AR-0009	Money Market	119,039,573.38	86,237,014.83	0.00	0.00	0.00	68,289.58	205,276,588.21
Money Market Total						<u>119,039,573.38</u>	<u>86,237,014.83</u>	<u>0.00</u>	<u>0.00</u>	<u>0.00</u>	<u>68,289.58</u>	<u>205,276,588.21</u>
State Pool												
11/01/08	Open	MB02-MBIA General		AR-0015	State Pool	25,933,786.95	12,541.61	0.00	0.00	0.00	12,541.61	25,946,328.56
11/01/08	Open	MB03-MBIA Road & Bridge		AR-0016	State Pool	7,563,475.81	3,657.69	0.00	0.00	0.00	3,657.69	7,567,133.50
11/01/08	Open	MB04-MBIA Drainage		AR-0017	State Pool	8,281,377.98	-2,996,655.03	0.00	0.00	0.00	3,344.97	5,284,722.95
11/01/08	Open	MB06-MBIA Toll Rd. Operations		AR-0019	State Pool	43,890,690.98	21,225.55	0.00	0.00	0.00	21,225.55	43,911,916.53
11/01/08	Open	TT00-TX TERM General		AR-0022	State Pool	1,070.58	0.21	0.00	0.00	0.00	0.21	1,070.79
11/01/08	Open	TT02-TX TERM Toll Rd. Operation		AR-0024	State Pool	1,069.38	0.21	0.00	0.00	0.00	0.21	1,069.59
11/01/08	Open	TT04-TX TERM Road & Bridge		AR-0026	State Pool	1,067.43	0.21	0.00	0.00	0.00	0.21	1,067.64
11/01/08	Open	TT05-TX TERM Drainage		AR-0027	State Pool	354.12	0.07	0.00	0.00	0.00	0.07	354.19
11/10/08	Open	LOG1-Logic- General		AR-0028	State Pool	30,695,925.67	15,793.77	0.00	0.00	0.00	15,793.77	30,711,719.44
11/10/08	Open	LOG2-Logic-Toll Rd.Operations		AR-0029	State Pool	35,046,819.99	18,032.43	0.00	0.00	0.00	18,032.43	35,064,852.42
11/10/08	Open	LOG5-Logic-Drainage		AR-0032	State Pool	7,510,879.95	3,864.53	0.00	0.00	0.00	3,864.53	7,514,744.48
11/10/08	Open	LOG8-Logic-Road & Bridge		AR-0035	State Pool	7,510,880.40	3,864.53	0.00	0.00	0.00	3,864.53	7,514,744.93
08/31/16	Open	MB12-MBIA ESD 100 AGREEMENT		AR-0041	State Pool	1,986,030.69	960.45	0.00	0.00	0.00	960.45	1,986,991.14
08/31/16	Open	MB13-MBIA ASSISTANCE DIST #1		AR-0042	State Pool	1,591,539.94	769.66	0.00	0.00	0.00	769.66	1,592,309.60
08/31/16	Open	MB14-MBIA GR PARKWAY OPERATIONS		AR-0043	State Pool	24,851,821.55	12,018.35	0.00	0.00	0.00	12,018.35	24,863,839.90
12/09/16	Open	MB17 - SR LIEN BOND 2016		AR-0046	State Pool	8,002,847.74	3,870.16	0.00	0.00	0.00	3,870.16	8,006,717.90
05/12/20	Open	LO10-LOGIC-COUNTY'S CARE ACT		AR-0047	State Pool	67,028,020.80	34,487.52	0.00	0.00	0.00	34,487.52	67,062,508.32
05/12/20	Open	MB18-MBIA COUNTY'S CARES ACT		AR-0048	State Pool	67,026,653.66	-7,969,990.52	0.00	0.00	0.00	30,009.48	59,056,663.14
05/13/20	Open	MB19-MBIA FBC ASSIST. DIST. #2		AR-0049	State Pool	2,500,889.93	1,209.45	0.00	0.00	0.00	1,209.45	2,502,099.38
05/13/20	Open	MB20- MBIA FBC ASSIST. DIST. #4		AR-0050	State Pool	1,250,444.95	604.71	0.00	0.00	0.00	604.71	1,251,049.66
05/13/20	Open	MB21-MBIA FBC ASSIST. DIST. #6		AR-0051	State Pool	2,000,711.92	967.54	0.00	0.00	0.00	967.54	2,001,679.46
05/13/20	Open	MB22-MBIA FBC ASSIST. DIST. #9		AR-0052	State Pool	1,000,355.97	483.76	0.00	0.00	0.00	483.76	1,000,839.73
05/13/20	Open	MB23-MBIA JUVENILE		AR-0053	State Pool	8,002,847.74	-1,496,435.67	0.00	0.00	0.00	3,564.33	6,506,412.07
05/13/20	Open	MB24-MBIA DEBT SERVICE		AR-0054	State Pool	21,007,475.30	10,159.22	0.00	0.00	0.00	10,159.22	21,017,634.52
05/13/20	Open	MB25-MBIA DRAINAGE DEBT SERVICE		AR-0055	State Pool	1,000,355.97	483.76	0.00	0.00	0.00	483.76	1,000,839.73
05/13/20	Open	MB26-FACILITIES BOND 2018		AR-0056	State Pool	14,004,983.55	6,772.79	0.00	0.00	0.00	6,772.79	14,011,756.34
05/13/20	Open	MB27-MBIA TX HERITAGE PARKWAY		AR-0057	State Pool	17,006,051.42	8,224.13	0.00	0.00	0.00	8,224.13	17,014,275.55
State Pool Total						<u>404,698,430.37</u>	<u>-12,303,088.91</u>	<u>0.00</u>	<u>0.00</u>	<u>0.00</u>	<u>196,911.09</u>	<u>392,395,341.46</u>
Investment Total						<u>523,738,003.75</u>	<u>73,933,925.92</u>	<u>0.00</u>	<u>0.00</u>	<u>0.00</u>	<u>265,200.67</u>	<u>597,671,929.67</u>

Interest Accrual
Ft. Bend County
Effective Interest - Actual Life
Receipts in Period
06/01/20 - 06/30/20

CUSIP	Invest Number	Security Description	Purchase Date	Sale Date	Yield Earned	Ending Par Val/Shares	Ending Amor Val/Cost	Purchased Interest	Int/Div Rec In the Perd	Int/Div Accrued In the Perd	PTD Purch Received	Int/Div Rec Purch/Date	Int/Div Accrued Purch/Date
09 - Temporary Holding													
Money Market													
Prosperity-Money Market Accts.	AR-0009	Money Market	11/30/03	Open	<u>0.0000</u>	<u>0.00</u>	<u>0.00</u>	<u>0.00</u>	<u>0.00</u>	<u>0.00</u>	<u>0.00</u>	<u>0.00</u>	<u>0.00</u>
Money Market Total					<u>0.0000</u>	<u>0.00</u>	<u>0.00</u>	<u>0.00</u>	<u>0.00</u>	<u>0.00</u>	<u>0.00</u>	<u>0.00</u>	<u>0.00</u>
09 - Temporary Holding Total					<u>0.0000</u>	<u>0.00</u>	<u>0.00</u>	<u>0.00</u>	<u>0.00</u>	<u>0.00</u>	<u>0.00</u>	<u>0.00</u>	<u>0.00</u>
130 - Assistance Dist #1													
State Pool													
MB13-MBIA ASSISTANCE DIST #1	AR-0042	State Pool	08/31/16	Open	<u>0.5900</u>	<u>1,592,309.60</u>	<u>1,592,309.60</u>	<u>0.00</u>	<u>769.66</u>	<u>0.00</u>	<u>0.00</u>	<u>92,309.60</u>	<u>0.00</u>
State Pool Total					<u>0.5900</u>	<u>1,592,309.60</u>	<u>1,592,309.60</u>	<u>0.00</u>	<u>769.66</u>	<u>0.00</u>	<u>0.00</u>	<u>92,309.60</u>	<u>0.00</u>
130 - Assistance Dist #1 Total					<u>0.5900</u>	<u>1,592,309.60</u>	<u>1,592,309.60</u>	<u>0.00</u>	<u>769.66</u>	<u>0.00</u>	<u>0.00</u>	<u>92,309.60</u>	<u>0.00</u>
145 - ESD 100 Agreement													
State Pool													
MB12-MBIA ESD 100 AGREEMENT	AR-0041	State Pool	08/31/16	Open	<u>0.5900</u>	<u>1,986,991.14</u>	<u>1,986,991.14</u>	<u>0.00</u>	<u>960.45</u>	<u>0.00</u>	<u>0.00</u>	<u>85,432.38</u>	<u>0.00</u>
State Pool Total					<u>0.5900</u>	<u>1,986,991.14</u>	<u>1,986,991.14</u>	<u>0.00</u>	<u>960.45</u>	<u>0.00</u>	<u>0.00</u>	<u>85,432.38</u>	<u>0.00</u>
145 - ESD 100 Agreement Total					<u>0.5900</u>	<u>1,986,991.14</u>	<u>1,986,991.14</u>	<u>0.00</u>	<u>960.45</u>	<u>0.00</u>	<u>0.00</u>	<u>85,432.38</u>	<u>0.00</u>
802 - Sr Lien 2016													
State Pool													
MB17 - SR LIEN BOND 2016	AR-0046	State Pool	12/09/16	Open	<u>0.5900</u>	<u>8,006,717.90</u>	<u>8,006,717.90</u>	<u>0.00</u>	<u>3,870.16</u>	<u>0.00</u>	<u>0.00</u>	<u>157,458.94</u>	<u>0.00</u>
State Pool Total					<u>0.5900</u>	<u>8,006,717.90</u>	<u>8,006,717.90</u>	<u>0.00</u>	<u>3,870.16</u>	<u>0.00</u>	<u>0.00</u>	<u>157,458.94</u>	<u>0.00</u>
802 - Sr Lien 2016 Total					<u>0.5900</u>	<u>8,006,717.90</u>	<u>8,006,717.90</u>	<u>0.00</u>	<u>3,870.16</u>	<u>0.00</u>	<u>0.00</u>	<u>157,458.94</u>	<u>0.00</u>
810 - FBC Toll Road Operations													
State Pool													
TT02-TX TERM Toll Rd. Operation	AR-0024	State Pool	11/01/08	Open	<u>0.0000</u>	<u>0.00</u>	<u>0.00</u>	<u>0.00</u>	<u>0.00</u>	<u>0.00</u>	<u>0.00</u>	<u>0.00</u>	<u>0.00</u>
State Pool Total					<u>0.0000</u>	<u>0.00</u>	<u>0.00</u>	<u>0.00</u>	<u>0.00</u>	<u>0.00</u>	<u>0.00</u>	<u>0.00</u>	<u>0.00</u>
810 - FBC Toll Road Operations Total					<u>0.0000</u>	<u>0.00</u>	<u>0.00</u>	<u>0.00</u>	<u>0.00</u>	<u>0.00</u>	<u>0.00</u>	<u>0.00</u>	<u>0.00</u>
815 - Grand Parkway Operations													
State Pool													
MB14-MBIA GR PARKWAY OPERATIONS	AR-0043	State Pool	08/31/16	Open	<u>0.5900</u>	<u>24,863,839.90</u>	<u>24,863,839.90</u>	<u>0.00</u>	<u>12,018.35</u>	<u>0.00</u>	<u>0.00</u>	<u>363,834.42</u>	<u>0.00</u>
State Pool Total					<u>0.5900</u>	<u>24,863,839.90</u>	<u>24,863,839.90</u>	<u>0.00</u>	<u>12,018.35</u>	<u>0.00</u>	<u>0.00</u>	<u>363,834.42</u>	<u>0.00</u>
815 - Grand Parkway Operations Total					<u>0.5900</u>	<u>24,863,839.90</u>	<u>24,863,839.90</u>	<u>0.00</u>	<u>12,018.35</u>	<u>0.00</u>	<u>0.00</u>	<u>363,834.42</u>	<u>0.00</u>
LO10 - LOGIC COUNTYS CARES ACT													
State Pool													
LO10-LOGIC-COUNTY'S CARE ACT	AR-0047	State Pool	05/12/20	Open	<u>0.6277</u>	<u>67,062,508.32</u>	<u>67,062,508.32</u>	<u>0.00</u>	<u>34,487.52</u>	<u>0.00</u>	<u>0.00</u>	<u>62,508.32</u>	<u>0.00</u>
State Pool Total					<u>0.6277</u>	<u>67,062,508.32</u>	<u>67,062,508.32</u>	<u>0.00</u>	<u>34,487.52</u>	<u>0.00</u>	<u>0.00</u>	<u>62,508.32</u>	<u>0.00</u>
LO10 - LOGIC COUNTYS CARES ACT Total					<u>0.6277</u>	<u>67,062,508.32</u>	<u>67,062,508.32</u>	<u>0.00</u>	<u>34,487.52</u>	<u>0.00</u>	<u>0.00</u>	<u>62,508.32</u>	<u>0.00</u>
LOG1 - LOGIC GENERAL													
State Pool													
LOG1-Logic- General	AR-0028	State Pool	11/10/08	Open	<u>0.6277</u>	<u>30,711,719.44</u>	<u>30,711,719.44</u>	<u>0.00</u>	<u>15,793.77</u>	<u>0.00</u>	<u>0.00</u>	<u>782,152.42</u>	<u>0.00</u>
State Pool Total					<u>0.6277</u>	<u>30,711,719.44</u>	<u>30,711,719.44</u>	<u>0.00</u>	<u>15,793.77</u>	<u>0.00</u>	<u>0.00</u>	<u>782,152.42</u>	<u>0.00</u>
LOG1 - LOGIC GENERAL Total					<u>0.6277</u>	<u>30,711,719.44</u>	<u>30,711,719.44</u>	<u>0.00</u>	<u>15,793.77</u>	<u>0.00</u>	<u>0.00</u>	<u>782,152.42</u>	<u>0.00</u>
LOG2 - LOGIC TOLL OPERATIONS													
State Pool													
LOG2-Logic-Toll Rd.Operations	AR-0029	State Pool	11/10/08	Open	<u>0.6277</u>	<u>35,064,852.42</u>	<u>35,064,852.42</u>	<u>0.00</u>	<u>18,032.43</u>	<u>0.00</u>	<u>0.00</u>	<u>126,183.50</u>	<u>0.00</u>
State Pool Total					<u>0.6277</u>	<u>35,064,852.42</u>	<u>35,064,852.42</u>	<u>0.00</u>	<u>18,032.43</u>	<u>0.00</u>	<u>0.00</u>	<u>126,183.50</u>	<u>0.00</u>
LOG2 - LOGIC TOLL OPERATIONS Total					<u>0.6277</u>	<u>35,064,852.42</u>	<u>35,064,852.42</u>	<u>0.00</u>	<u>18,032.43</u>	<u>0.00</u>	<u>0.00</u>	<u>126,183.50</u>	<u>0.00</u>
LOG5 - LOGIC DRAINAGE													

Interest Accrual
Ft. Bend County
Effective Interest - Actual Life
Receipts in Period
06/01/20 - 06/30/20

12

CUSIP	Invest Number	Security Description	Purchase Date	Sale Date	Yield Earned	Ending Par Val/Shares	Ending Amort Val/Cost	Purchased Interest	Int/Div Rec In the Perd	Int/Div Accrued In the Perd	PTD Purch Received	Int/Div Rec Purch/Date	Int/Div Accrued Purch/Date
State Pool													
LOG5-Logic-Drainage	AR-0032	State Pool	11/10/08	Open	<u>0.6277</u>	<u>7,514,744.48</u>	<u>7,514,744.48</u>	<u>0.00</u>	<u>3,864.53</u>	<u>0.00</u>	<u>0.00</u>	<u>16,988.25</u>	<u>0.00</u>
State Pool Total					<u>0.6277</u>	<u>7,514,744.48</u>	<u>7,514,744.48</u>	<u>0.00</u>	<u>3,864.53</u>	<u>0.00</u>	<u>0.00</u>	<u>16,988.25</u>	<u>0.00</u>
LOG5 - LOGIC DRAINAGE Total					<u>0.6277</u>	<u>7,514,744.48</u>	<u>7,514,744.48</u>	<u>0.00</u>	<u>3,864.53</u>	<u>0.00</u>	<u>0.00</u>	<u>16,988.25</u>	<u>0.00</u>
LOG8 - LOGIC ROAD & BRIDGE													
State Pool													
LOG8-Logic-Road & Bridge	AR-0035	State Pool	11/10/08	Open	<u>0.6277</u>	<u>7,514,744.93</u>	<u>7,514,744.93</u>	<u>0.00</u>	<u>3,864.53</u>	<u>0.00</u>	<u>0.00</u>	<u>20,232.45</u>	<u>0.00</u>
State Pool Total					<u>0.6277</u>	<u>7,514,744.93</u>	<u>7,514,744.93</u>	<u>0.00</u>	<u>3,864.53</u>	<u>0.00</u>	<u>0.00</u>	<u>20,232.45</u>	<u>0.00</u>
LOG8 - LOGIC ROAD & BRIDGE Total					<u>0.6277</u>	<u>7,514,744.93</u>	<u>7,514,744.93</u>	<u>0.00</u>	<u>3,864.53</u>	<u>0.00</u>	<u>0.00</u>	<u>20,232.45</u>	<u>0.00</u>
MB02 - MBIA GENERAL													
State Pool													
MB02-MBIA General	AR-0015	State Pool	11/01/08	Open	<u>0.5900</u>	<u>25,946,328.56</u>	<u>25,946,328.56</u>	<u>0.00</u>	<u>12,541.61</u>	<u>0.00</u>	<u>0.00</u>	<u>675,678.93</u>	<u>0.00</u>
State Pool Total					<u>0.5900</u>	<u>25,946,328.56</u>	<u>25,946,328.56</u>	<u>0.00</u>	<u>12,541.61</u>	<u>0.00</u>	<u>0.00</u>	<u>675,678.93</u>	<u>0.00</u>
MB02 - MBIA GENERAL Total					<u>0.5900</u>	<u>25,946,328.56</u>	<u>25,946,328.56</u>	<u>0.00</u>	<u>12,541.61</u>	<u>0.00</u>	<u>0.00</u>	<u>675,678.93</u>	<u>0.00</u>
MB03 - MBIA ROAD & BRIDGE													
State Pool													
MB03-MBIA Road & Bridge	AR-0016	State Pool	11/01/08	Open	<u>0.5900</u>	<u>7,567,133.50</u>	<u>7,567,133.50</u>	<u>0.00</u>	<u>3,657.69</u>	<u>0.00</u>	<u>0.00</u>	<u>107,872.65</u>	<u>0.00</u>
State Pool Total					<u>0.5900</u>	<u>7,567,133.50</u>	<u>7,567,133.50</u>	<u>0.00</u>	<u>3,657.69</u>	<u>0.00</u>	<u>0.00</u>	<u>107,872.65</u>	<u>0.00</u>
MB03 - MBIA ROAD & BRIDGE Total					<u>0.5900</u>	<u>7,567,133.50</u>	<u>7,567,133.50</u>	<u>0.00</u>	<u>3,657.69</u>	<u>0.00</u>	<u>0.00</u>	<u>107,872.65</u>	<u>0.00</u>
MB04 - MBIA DRAINAGE													
State Pool													
MB04-MBIA Drainage	AR-0017	State Pool	11/01/08	Open	<u>0.5930</u>	<u>5,284,722.95</u>	<u>5,284,722.95</u>	<u>0.00</u>	<u>3,344.97</u>	<u>0.00</u>	<u>0.00</u>	<u>142,050.86</u>	<u>0.00</u>
State Pool Total					<u>0.5930</u>	<u>5,284,722.95</u>	<u>5,284,722.95</u>	<u>0.00</u>	<u>3,344.97</u>	<u>0.00</u>	<u>0.00</u>	<u>142,050.86</u>	<u>0.00</u>
MB04 - MBIA DRAINAGE Total					<u>0.5930</u>	<u>5,284,722.95</u>	<u>5,284,722.95</u>	<u>0.00</u>	<u>3,344.97</u>	<u>0.00</u>	<u>0.00</u>	<u>142,050.86</u>	<u>0.00</u>
MB06 - MBIA TOLL RD OPERATIONS													
State Pool													
MB06-MBIA Toll Rd. Operations	AR-0019	State Pool	11/01/08	Open	<u>0.5900</u>	<u>43,911,916.53</u>	<u>43,911,916.53</u>	<u>0.00</u>	<u>21,225.55</u>	<u>0.00</u>	<u>0.00</u>	<u>627,853.33</u>	<u>0.00</u>
State Pool Total					<u>0.5900</u>	<u>43,911,916.53</u>	<u>43,911,916.53</u>	<u>0.00</u>	<u>21,225.55</u>	<u>0.00</u>	<u>0.00</u>	<u>627,853.33</u>	<u>0.00</u>
MB06 - MBIA TOLL RD OPERATIONS Total					<u>0.5900</u>	<u>43,911,916.53</u>	<u>43,911,916.53</u>	<u>0.00</u>	<u>21,225.55</u>	<u>0.00</u>	<u>0.00</u>	<u>627,853.33</u>	<u>0.00</u>
MB18 - MBIA COUNTYS CARES ACT													
State Pool													
MB18-MBIA COUNTY'S CARES ACT	AR-0048	State Pool	05/12/20	Open	<u>0.5909</u>	<u>59,056,663.14</u>	<u>59,056,663.14</u>	<u>0.00</u>	<u>30,009.48</u>	<u>0.00</u>	<u>0.00</u>	<u>56,663.14</u>	<u>0.00</u>
State Pool Total					<u>0.5909</u>	<u>59,056,663.14</u>	<u>59,056,663.14</u>	<u>0.00</u>	<u>30,009.48</u>	<u>0.00</u>	<u>0.00</u>	<u>56,663.14</u>	<u>0.00</u>
MB18 - MBIA COUNTYS CARES ACT Total					<u>0.5909</u>	<u>59,056,663.14</u>	<u>59,056,663.14</u>	<u>0.00</u>	<u>30,009.48</u>	<u>0.00</u>	<u>0.00</u>	<u>56,663.14</u>	<u>0.00</u>
MB19 - MBIA FBC ASSIST DIST #2													
State Pool													
MB19-MBIA FBC ASSIST. DIST. #2	AR-0049	State Pool	05/13/20	Open	<u>0.5900</u>	<u>2,502,099.38</u>	<u>2,502,099.38</u>	<u>0.00</u>	<u>1,209.45</u>	<u>0.00</u>	<u>0.00</u>	<u>2,099.38</u>	<u>0.00</u>
State Pool Total					<u>0.5900</u>	<u>2,502,099.38</u>	<u>2,502,099.38</u>	<u>0.00</u>	<u>1,209.45</u>	<u>0.00</u>	<u>0.00</u>	<u>2,099.38</u>	<u>0.00</u>
MB19 - MBIA FBC ASSIST DIST #2 Total					<u>0.5900</u>	<u>2,502,099.38</u>	<u>2,502,099.38</u>	<u>0.00</u>	<u>1,209.45</u>	<u>0.00</u>	<u>0.00</u>	<u>2,099.38</u>	<u>0.00</u>
MB20 - MBIA FBC ASSIST DIST #4													
State Pool													
MB20- MBIA FBC ASSIST. DIST. #4	AR-0050	State Pool	05/13/20	Open	<u>0.5900</u>	<u>1,251,049.66</u>	<u>1,251,049.66</u>	<u>0.00</u>	<u>604.71</u>	<u>0.00</u>	<u>0.00</u>	<u>1,049.66</u>	<u>0.00</u>
State Pool Total					<u>0.5900</u>	<u>1,251,049.66</u>	<u>1,251,049.66</u>	<u>0.00</u>	<u>604.71</u>	<u>0.00</u>	<u>0.00</u>	<u>1,049.66</u>	<u>0.00</u>
MB20 - MBIA FBC ASSIST DIST #4 Total					<u>0.5900</u>	<u>1,251,049.66</u>	<u>1,251,049.66</u>	<u>0.00</u>	<u>604.71</u>	<u>0.00</u>	<u>0.00</u>	<u>1,049.66</u>	<u>0.00</u>
MB21 - MBIA ASSIST DIST #6													
State Pool													

Interest Accrual
Ft. Bend County
Effective Interest - Actual Life
Receipts in Period
06/01/20 - 06/30/20

CUSIP	Invest Number	Security Description	Purchase Date	Sale Date	Yield Earned	Ending Par Val/Shares	Ending Amort Val/Cost	Purchased Interest	Int/Div Rec In the Perd	Int/Div Accrued In the Perd	PTD Purch Received	Int/Div Rec Purch/Date	Int/Div Accrued Purch/Date
MB21-MBIA FBC ASSIST. DIST. #6	AR-0051	State Pool	05/13/20	Open	<u>0.5900</u>	<u>2,001,679.46</u>	<u>2,001,679.46</u>	<u>0.00</u>	<u>967.54</u>	<u>0.00</u>	<u>0.00</u>	<u>1,679.46</u>	<u>0.00</u>
State Pool Total					<u>0.5900</u>	<u>2,001,679.46</u>	<u>2,001,679.46</u>	<u>0.00</u>	<u>967.54</u>	<u>0.00</u>	<u>0.00</u>	<u>1,679.46</u>	<u>0.00</u>
MB21 - MBIA ASSIST DIST #6 Total					<u>0.5900</u>	<u>2,001,679.46</u>	<u>2,001,679.46</u>	<u>0.00</u>	<u>967.54</u>	<u>0.00</u>	<u>0.00</u>	<u>1,679.46</u>	<u>0.00</u>
MB22 - MBIA ASSIST DIST #9													
State Pool													
MB22-MBIA FBC ASSIST. DIST. #9	AR-0052	State Pool	05/13/20	Open	<u>0.5900</u>	<u>1,000,839.73</u>	<u>1,000,839.73</u>	<u>0.00</u>	<u>483.76</u>	<u>0.00</u>	<u>0.00</u>	<u>839.73</u>	<u>0.00</u>
State Pool Total					<u>0.5900</u>	<u>1,000,839.73</u>	<u>1,000,839.73</u>	<u>0.00</u>	<u>483.76</u>	<u>0.00</u>	<u>0.00</u>	<u>839.73</u>	<u>0.00</u>
MB22 - MBIA ASSIST DIST #9 Total					<u>0.5900</u>	<u>1,000,839.73</u>	<u>1,000,839.73</u>	<u>0.00</u>	<u>483.76</u>	<u>0.00</u>	<u>0.00</u>	<u>839.73</u>	<u>0.00</u>
MB23 - MBIA JUVENILE													
State Pool													
MB23-MBIA JUVENILE	AR-0053	State Pool	05/13/20	Open	<u>0.5914</u>	<u>6,506,412.07</u>	<u>6,506,412.07</u>	<u>0.00</u>	<u>3,564.33</u>	<u>0.00</u>	<u>0.00</u>	<u>6,412.07</u>	<u>0.00</u>
State Pool Total					<u>0.5914</u>	<u>6,506,412.07</u>	<u>6,506,412.07</u>	<u>0.00</u>	<u>3,564.33</u>	<u>0.00</u>	<u>0.00</u>	<u>6,412.07</u>	<u>0.00</u>
MB23 - MBIA JUVENILE Total					<u>0.5914</u>	<u>6,506,412.07</u>	<u>6,506,412.07</u>	<u>0.00</u>	<u>3,564.33</u>	<u>0.00</u>	<u>0.00</u>	<u>6,412.07</u>	<u>0.00</u>
MB24 - MBIA DEBT SERVICE													
State Pool													
MB24-MBIA DEBT SERVICE	AR-0054	State Pool	05/13/20	Open	<u>0.5900</u>	<u>21,017,634.52</u>	<u>21,017,634.52</u>	<u>0.00</u>	<u>10,159.22</u>	<u>0.00</u>	<u>0.00</u>	<u>17,634.52</u>	<u>0.00</u>
State Pool Total					<u>0.5900</u>	<u>21,017,634.52</u>	<u>21,017,634.52</u>	<u>0.00</u>	<u>10,159.22</u>	<u>0.00</u>	<u>0.00</u>	<u>17,634.52</u>	<u>0.00</u>
MB24 - MBIA DEBT SERVICE Total					<u>0.5900</u>	<u>21,017,634.52</u>	<u>21,017,634.52</u>	<u>0.00</u>	<u>10,159.22</u>	<u>0.00</u>	<u>0.00</u>	<u>17,634.52</u>	<u>0.00</u>
MB25 - MBIA DRAINAGE DEBT SERVICE													
State Pool													
MB25-MBIA DRAINAGE DEBT SERVICE	AR-0055	State Pool	05/13/20	Open	<u>0.5900</u>	<u>1,000,839.73</u>	<u>1,000,839.73</u>	<u>0.00</u>	<u>483.76</u>	<u>0.00</u>	<u>0.00</u>	<u>839.73</u>	<u>0.00</u>
State Pool Total					<u>0.5900</u>	<u>1,000,839.73</u>	<u>1,000,839.73</u>	<u>0.00</u>	<u>483.76</u>	<u>0.00</u>	<u>0.00</u>	<u>839.73</u>	<u>0.00</u>
MB25 - MBIA DRAINAGE DEBT SERVICE Total					<u>0.5900</u>	<u>1,000,839.73</u>	<u>1,000,839.73</u>	<u>0.00</u>	<u>483.76</u>	<u>0.00</u>	<u>0.00</u>	<u>839.73</u>	<u>0.00</u>
MB26 - MBIA FACILITIES BOND 2018													
State Pool													
MB26-FACILITIES BOND 2018	AR-0056	State Pool	05/13/20	Open	<u>0.5900</u>	<u>14,011,756.34</u>	<u>14,011,756.34</u>	<u>0.00</u>	<u>6,772.79</u>	<u>0.00</u>	<u>0.00</u>	<u>11,756.34</u>	<u>0.00</u>
State Pool Total					<u>0.5900</u>	<u>14,011,756.34</u>	<u>14,011,756.34</u>	<u>0.00</u>	<u>6,772.79</u>	<u>0.00</u>	<u>0.00</u>	<u>11,756.34</u>	<u>0.00</u>
MB26 - MBIA FACILITIES BOND 2018 Total					<u>0.5900</u>	<u>14,011,756.34</u>	<u>14,011,756.34</u>	<u>0.00</u>	<u>6,772.79</u>	<u>0.00</u>	<u>0.00</u>	<u>11,756.34</u>	<u>0.00</u>
MB27 - MBIA TX HERITAGE PARKWAY 2020													
State Pool													
MB27-MBIA TX HERITAGE PARKWAY	AR-0057	State Pool	05/13/20	Open	<u>0.5900</u>	<u>17,014,275.55</u>	<u>17,014,275.55</u>	<u>0.00</u>	<u>8,224.13</u>	<u>0.00</u>	<u>0.00</u>	<u>14,275.55</u>	<u>0.00</u>
State Pool Total					<u>0.5900</u>	<u>17,014,275.55</u>	<u>17,014,275.55</u>	<u>0.00</u>	<u>8,224.13</u>	<u>0.00</u>	<u>0.00</u>	<u>14,275.55</u>	<u>0.00</u>
MB27 - MBIA TX HERITAGE PARKWAY 2020 Total					<u>0.5900</u>	<u>17,014,275.55</u>	<u>17,014,275.55</u>	<u>0.00</u>	<u>8,224.13</u>	<u>0.00</u>	<u>0.00</u>	<u>14,275.55</u>	<u>0.00</u>
PROS - Prosperity Money Mkt. Accts.													
Money Market													
Prosperity-Money Market Accts.	AR-0009	Money Market	11/30/03	Open	<u>0.6834</u>	<u>205,276,588.21</u>	<u>205,276,588.21</u>	<u>0.00</u>	<u>68,289.58</u>	<u>0.00</u>	<u>0.00</u>	<u>45,501,829.52</u>	<u>0.00</u>
Money Market Total					<u>0.6834</u>	<u>205,276,588.21</u>	<u>205,276,588.21</u>	<u>0.00</u>	<u>68,289.58</u>	<u>0.00</u>	<u>0.00</u>	<u>45,501,829.52</u>	<u>0.00</u>
PROS - Prosperity Money Mkt. Accts. Total					<u>0.6834</u>	<u>205,276,588.21</u>	<u>205,276,588.21</u>	<u>0.00</u>	<u>68,289.58</u>	<u>0.00</u>	<u>0.00</u>	<u>45,501,829.52</u>	<u>0.00</u>
TT00 - TEXAS TERM GENERAL													
State Pool													
TT00-TX TERM General	AR-0022	State Pool	11/01/08	Open	<u>0.2393</u>	<u>1,070.79</u>	<u>1,070.79</u>	<u>0.00</u>	<u>0.21</u>	<u>0.00</u>	<u>0.00</u>	<u>21,455.56</u>	<u>0.00</u>
State Pool Total					<u>0.2393</u>	<u>1,070.79</u>	<u>1,070.79</u>	<u>0.00</u>	<u>0.21</u>	<u>0.00</u>	<u>0.00</u>	<u>21,455.56</u>	<u>0.00</u>
TT00 - TEXAS TERM GENERAL Total					<u>0.2393</u>	<u>1,070.79</u>	<u>1,070.79</u>	<u>0.00</u>	<u>0.21</u>	<u>0.00</u>	<u>0.00</u>	<u>21,455.56</u>	<u>0.00</u>
TT02 - TEXAS TERM TOLL OPERATIONS													
State Pool													
TT02-TX TERM Toll Rd. Operation	AR-0024	State Pool	11/01/08	Open	<u>0.2396</u>	<u>1,069.59</u>	<u>1,069.59</u>	<u>0.00</u>	<u>0.21</u>	<u>0.00</u>	<u>0.00</u>	<u>17,999.49</u>	<u>0.00</u>

Interest Accrual
Ft. Bend County
 Effective Interest - Actual Life
 Receipts in Period
 06/01/20 - 06/30/20

CUSIP	Invest Number	Security Description	Purchase Date	Sale Date	Yield Earned	Ending Par Val/Shares	Ending Amor Val/Cost	Purchased Interest	Int/Div Rec In the Perd	Int/Div Accrued In the Perd	PTD Purch Received	Int/Div Rec Purch/Date	Int/Div Accrued Purch/Date
State Pool Total					<u>0.2396</u>	<u>1,069.59</u>	<u>1,069.59</u>	<u>0.00</u>	<u>0.21</u>	<u>0.00</u>	<u>0.00</u>	<u>17,999.49</u>	<u>0.00</u>
TT02 - TEXAS TERM TOLL OPERATIONS Total					<u>0.2396</u>	<u>1,069.59</u>	<u>1,069.59</u>	<u>0.00</u>	<u>0.21</u>	<u>0.00</u>	<u>0.00</u>	<u>17,999.49</u>	<u>0.00</u>
TT04 - TEXAS TERM ROAD & BRIDGE													
State Pool													
TT04-TX TERM Road & Bridge	AR-0026	State Pool	11/01/08	Open	<u>0.2400</u>	<u>1,067.64</u>	<u>1,067.64</u>	<u>0.00</u>	<u>0.21</u>	<u>0.00</u>	<u>0.00</u>	<u>8,274.92</u>	<u>0.00</u>
State Pool Total					<u>0.2400</u>	<u>1,067.64</u>	<u>1,067.64</u>	<u>0.00</u>	<u>0.21</u>	<u>0.00</u>	<u>0.00</u>	<u>8,274.92</u>	<u>0.00</u>
TT04 - TEXAS TERM ROAD & BRIDGE Total					<u>0.2400</u>	<u>1,067.64</u>	<u>1,067.64</u>	<u>0.00</u>	<u>0.21</u>	<u>0.00</u>	<u>0.00</u>	<u>8,274.92</u>	<u>0.00</u>
TT05 - TEXAS TERM DRAINAGE													
State Pool													
TT05-TX TERM Drainage	AR-0027	State Pool	11/01/08	Open	<u>0.2412</u>	<u>354.19</u>	<u>354.19</u>	<u>0.00</u>	<u>0.07</u>	<u>0.00</u>	<u>0.00</u>	<u>5,033.46</u>	<u>0.00</u>
State Pool Total					<u>0.2412</u>	<u>354.19</u>	<u>354.19</u>	<u>0.00</u>	<u>0.07</u>	<u>0.00</u>	<u>0.00</u>	<u>5,033.46</u>	<u>0.00</u>
TT05 - TEXAS TERM DRAINAGE Total					<u>0.2412</u>	<u>354.19</u>	<u>354.19</u>	<u>0.00</u>	<u>0.07</u>	<u>0.00</u>	<u>0.00</u>	<u>5,033.46</u>	<u>0.00</u>

Premium/Discount Amortization
Ft. Bend County
Effective Interest - Actual Life
Receipts in Period
06/01/20 - 06/30/20

CUSIP	Invest Number	Security Description	Purchase Date	Amortiz Date	Yield Earned	Beginning Par Val/Shares	Beginning Unamor Val/Cost	Premium Discount	Ending Par Val/Shares	Ending Amor Val/Cost	Unamor Prem/Dscnt	Amortization In the Perd	Amortization Purch/Date
Money Market													
Prosperity-Money Market Accts.	AR-0009	Money Market	11/30/03	Open	0.6834	119,039,573.38	119,039,573.38	0.00	205,276,588.21	205,276,588.21	0.00	0.00	0.00
Money Market Total					0.6834	119,039,573.38	119,039,573.38	0.00	205,276,588.21	205,276,588.21	0.00	0.00	0.00
State Pool													
MB02-MBIA General	AR-0015	State Pool	11/01/08	Open	0.5900	25,933,786.95	25,933,786.95	0.00	25,946,328.56	25,946,328.56	0.00	0.00	0.00
MB03-MBIA Road & Bridge	AR-0016	State Pool	11/01/08	Open	0.5900	7,563,475.81	7,563,475.81	0.00	7,567,133.50	7,567,133.50	0.00	0.00	0.00
MB04-MBIA Drainage	AR-0017	State Pool	11/01/08	Open	0.5930	8,281,377.98	8,281,377.98	0.00	5,284,722.95	5,284,722.95	0.00	0.00	0.00
MB06-MBIA Toll Rd. Operations	AR-0019	State Pool	11/01/08	Open	0.5900	43,890,690.98	43,890,690.98	0.00	43,911,916.53	43,911,916.53	0.00	0.00	0.00
TT00-TX TERM General	AR-0022	State Pool	11/01/08	Open	0.2393	1,070.58	1,070.58	0.00	1,070.79	1,070.79	0.00	0.00	0.00
TT02-TX TERM Toll Rd. Operation	AR-0024	State Pool	11/01/08	Open	0.2396	1,069.38	1,069.38	0.00	1,069.59	1,069.59	0.00	0.00	0.00
TT04-TX TERM Road & Bridge	AR-0026	State Pool	11/01/08	Open	0.2400	1,067.43	1,067.43	0.00	1,067.64	1,067.64	0.00	0.00	0.00
TT05-TX TERM Drainage	AR-0027	State Pool	11/01/08	Open	0.2412	354.12	354.12	0.00	354.19	354.19	0.00	0.00	0.00
LOG1-Logic- General	AR-0028	State Pool	11/10/08	Open	0.6277	30,695,925.67	30,695,925.67	0.00	30,711,719.44	30,711,719.44	0.00	0.00	0.00
LOG2-Logic-Toll Rd. Operations	AR-0029	State Pool	11/10/08	Open	0.6277	35,046,819.99	35,046,819.99	0.00	35,064,852.42	35,064,852.42	0.00	0.00	0.00
LOG5-Logic-Drainage	AR-0032	State Pool	11/10/08	Open	0.6277	7,510,879.95	7,510,879.95	0.00	7,514,744.48	7,514,744.48	0.00	0.00	0.00
LOG8-Logic-Road & Bridge	AR-0035	State Pool	11/10/08	Open	0.6277	7,510,880.40	7,510,880.40	0.00	7,514,744.93	7,514,744.93	0.00	0.00	0.00
MB12-MBIA ESD 100 AGREEMENT	AR-0041	State Pool	08/31/16	Open	0.5900	1,986,030.69	1,986,030.69	0.00	1,986,991.14	1,986,991.14	0.00	0.00	0.00
MB13-MBIA ASSISTANCE DIST #1	AR-0042	State Pool	08/31/16	Open	0.5900	1,591,539.94	1,591,539.94	0.00	1,592,309.60	1,592,309.60	0.00	0.00	0.00
MB14-MBIA GR PARKWAY OPERATIONS	AR-0043	State Pool	08/31/16	Open	0.5900	24,851,821.55	24,851,821.55	0.00	24,863,839.90	24,863,839.90	0.00	0.00	0.00
MB17 - SR LIEN BOND 2016	AR-0046	State Pool	12/09/16	Open	0.5900	8,002,847.74	8,002,847.74	0.00	8,006,717.90	8,006,717.90	0.00	0.00	0.00
LO10-LOGIC-COUNTY'S CARE ACT	AR-0047	State Pool	05/12/20	Open	0.6277	67,028,020.80	67,028,020.80	0.00	67,062,508.32	67,062,508.32	0.00	0.00	0.00
MB18-MBIA COUNTY'S CARES ACT	AR-0048	State Pool	05/12/20	Open	0.5909	67,026,653.66	67,026,653.66	0.00	59,056,663.14	59,056,663.14	0.00	0.00	0.00
MB19-MBIA FBC ASSIST. DIST. #2	AR-0049	State Pool	05/13/20	Open	0.5900	2,500,889.93	2,500,889.93	0.00	2,502,099.38	2,502,099.38	0.00	0.00	0.00
MB20- MBIA FBC ASSIST. DIST. #4	AR-0050	State Pool	05/13/20	Open	0.5900	1,250,444.95	1,250,444.95	0.00	1,251,049.66	1,251,049.66	0.00	0.00	0.00
MB21-MBIA FBC ASSIST. DIST. #6	AR-0051	State Pool	05/13/20	Open	0.5900	2,000,711.92	2,000,711.92	0.00	2,001,679.46	2,001,679.46	0.00	0.00	0.00
MB22-MBIA FBC ASSIST. DIST. #9	AR-0052	State Pool	05/13/20	Open	0.5900	1,000,355.97	1,000,355.97	0.00	1,000,839.73	1,000,839.73	0.00	0.00	0.00
MB23-MBIA JUVENILE	AR-0053	State Pool	05/13/20	Open	0.5914	8,002,847.74	8,002,847.74	0.00	6,506,412.07	6,506,412.07	0.00	0.00	0.00
MB24-MBIA DEBT SERVICE	AR-0054	State Pool	05/13/20	Open	0.5900	21,007,475.30	21,007,475.30	0.00	21,017,634.52	21,017,634.52	0.00	0.00	0.00
MB25-MBIA DRAINAGE DEBT SERVICE	AR-0055	State Pool	05/13/20	Open	0.5900	1,000,355.97	1,000,355.97	0.00	1,000,839.73	1,000,839.73	0.00	0.00	0.00
MB26-FACILITIES BOND 2018	AR-0056	State Pool	05/13/20	Open	0.5900	14,004,983.55	14,004,983.55	0.00	14,011,756.34	14,011,756.34	0.00	0.00	0.00
MB27-MBIA TX HERITAGE PARKWAY	AR-0057	State Pool	05/13/20	Open	0.5900	17,006,051.42	17,006,051.42	0.00	17,014,275.55	17,014,275.55	0.00	0.00	0.00
State Pool Total					0.6042	404,698,430.37	404,698,430.37	0.00	392,395,341.46	392,395,341.46	0.00	0.00	0.00
Investment Total					0.6228	523,738,003.75	523,738,003.75	0.00	597,671,929.67	597,671,929.67	0.00	0.00	0.00

Open Investments

Ft. Bend County

Effective Interest - Actual Life
Receipts in Period
06/30/20

CUSIP	Invest Number	Security Description	Invest Class	Purchase Date	Call Date	Purchase Institut	SafeKeep Institut	Issuing Institut	Yield Matur	Yield Call	Original Unit Cost	Original Par Val/Shares	Original Princ/Cost	Orig Prem Discount	Ending Unit Price	Ending Par Val/Shares	Ending Amor Val/Cost	Ending Prem/Dscnt
Money Market																		
Prosperity-Money Market Accts. AR-0009 Money Market 11/30/03 Open 100 None 100 0.5900 0.5900 1.000000 12,505,577.66 12,505,577.66 0.00 1.000000 205,276,588.21 205,276,588.21 0.00																		
Money Market Total																		
State Pool																		
MB02-MBIA General AR-0015 State Pool 11/01/08 Open 2000 None 2000 0.5900 0.5900 1.000000 17,374,917.83 17,374,917.83 0.00 1.000000 25,946,328.56 25,946,328.56 0.00																		
MB03-MBIA Road & Bridge AR-0016 State Pool 11/01/08 Open 2000 None 2000 0.5900 0.5900 1.000000 2,856,438.24 2,856,438.24 0.00 1.000000 7,567,133.50 7,567,133.50 0.00																		
MB04-MBIA Drainage AR-0017 State Pool 11/01/08 Open 2000 None 2000 0.5900 0.5900 1.000000 1,267,218.21 1,267,218.21 0.00 1.000000 5,284,722.95 5,284,722.95 0.00																		
MB06-MBIA Toll Rd. Operations AR-0019 State Pool 11/01/08 Open 2000 None 2000 0.5900 0.5900 1.000000 3,143,377.27 3,143,377.27 0.00 1.000000 43,911,916.53 43,911,916.53 0.00																		
TT00-TX TERM General AR-0022 State Pool 11/01/08 Open 2005 None 2005 0.2400 0.2400 1.000000 10,006,437.87 10,006,437.87 0.00 1.000000 1,070.79 1,070.79 0.00																		
TT02-TX TERM Toll Rd. Operation AR-0024 State Pool 11/01/08 Open 2005 None 2005 0.2400 0.2400 0.000000 0.00 0.00 0.00 1.000000 1,069.59 1,069.59 0.00																		
TT04-TX TERM Road & Bridge AR-0026 State Pool 11/01/08 Open 2005 None 2005 0.2400 0.2400 1.000000 10,463.28 10,463.28 0.00 1.000000 1,067.64 1,067.64 0.00																		
TT05-TX TERM Drainage AR-0027 State Pool 11/01/08 Open 2005 None 2005 0.2400 0.2400 1.000000 109,774.61 109,774.61 0.00 1.000000 354.19 354.19 0.00																		
LOG1-Logic- General AR-0028 State Pool 11/10/08 Open 200 None 200 0.6260 0.6260 1.000000 10,000,000.00 10,000,000.00 0.00 1.000000 30,711,719.44 30,711,719.44 0.00																		
LOG2-Logic-Toll Rd.Operations AR-0029 State Pool 11/10/08 Open 200 None 200 0.6260 0.6260 1.000000 2,000,000.00 2,000,000.00 0.00 1.000000 35,064,852.42 35,064,852.42 0.00																		
LOG5-Logic-Drainage AR-0032 State Pool 11/10/08 Open 200 None 200 0.6260 0.6260 1.000000 500,000.00 500,000.00 0.00 1.000000 7,514,744.48 7,514,744.48 0.00																		
LOG8-Logic-Road & Bridge AR-0035 State Pool 11/10/08 Open 200 None 200 0.6260 0.6260 1.000000 1,000,000.00 1,000,000.00 0.00 1.000000 7,514,744.93 7,514,744.93 0.00																		
MB12-MBIA ESD 100 AGREEMENT AR-0041 State Pool 08/31/16 Open 2000 None 2000 0.5900 0.5900 1.000000 3,900,000.00 3,900,000.00 0.00 1.000000 1,986,991.14 1,986,991.14 0.00																		
MB13-MBIA ASSISTANCE DIST #1 AR-0042 State Pool 08/31/16 Open 2000 None 2000 0.5900 0.5900 1.000000 10,000,000.00 10,000,000.00 0.00 1.000000 1,592,309.60 1,592,309.60 0.00																		
MB14-MBIA GR PARKWAY OPERATIONS AR-0043 State Pool 08/31/16 Open 2000 None 2000 0.5900 0.5900 1.000000 8,500,000.00 8,500,000.00 0.00 1.000000 24,863,839.90 24,863,839.90 0.00																		
MB17 - SR LIEN BOND 2016 AR-0046 State Pool 12/09/16 Open 2000 None 2000 0.5900 0.5900 1.000000 35,000,000.00 35,000,000.00 0.00 1.000000 8,006,717.90 8,006,717.90 0.00																		
LO10-LOGIC-COUNTY'S CARE ACT AR-0047 State Pool 05/12/20 Open 200 None 200 0.6260 0.6260 1.000000 67,000,000.00 67,000,000.00 0.00 1.000000 67,062,508.32 67,062,508.32 0.00																		
MB18-MBIA COUNTY'S CARES ACT AR-0048 State Pool 05/12/20 Open 2000 None 2000 0.5900 0.5900 1.000000 67,000,000.00 67,000,000.00 0.00 1.000000 59,056,663.14 59,056,663.14 0.00																		
MB19-MBIA FBC ASSIST. DIST. #2 AR-0049 State Pool 05/13/20 Open 2000 None 2000 0.5900 0.5900 1.000000 2,500,000.00 2,500,000.00 0.00 1.000000 2,502,099.38 2,502,099.38 0.00																		
MB20- MBIA FBC ASSIST. DIST. #4 AR-0050 State Pool 05/13/20 Open 2000 None 2000 0.5900 0.5900 1.000000 1,250,000.00 1,250,000.00 0.00 1.000000 1,251,049.66 1,251,049.66 0.00																		
MB21-MBIA FBC ASSIST. DIST. #6 AR-0051 State Pool 05/13/20 Open 2000 None 2000 0.5900 0.5900 1.000000 2,000,000.00 2,000,000.00 0.00 1.000000 2,001,679.46 2,001,679.46 0.00																		
MB22-MBIA FBC ASSIST. DIST. #9 AR-0052 State Pool 05/13/20 Open 2000 None 2000 0.5900 0.5900 1.000000 1,000,000.00 1,000,000.00 0.00 1.000000 1,000,839.73 1,000,839.73 0.00																		
MB23-MBIA JUVENILE AR-0053 State Pool 05/13/20 Open 2000 None 2000 0.5900 0.5900 1.000000 8,000,000.00 8,000,000.00 0.00 1.000000 6,506,412.07 6,506,412.07 0.00																		
MB24-MBIA DEBT SERVICE AR-0054 State Pool 05/13/20 Open 2000 None 2000 0.5900 0.5900 1.000000 21,000,000.00 21,000,000.00 0.00 1.000000 21,017,634.52 21,017,634.52 0.00																		
MB25-MBIA DRAINAGE DEBT SERVICE AR-0055 State Pool 05/13/20 Open 2000 None 2000 0.5900 0.5900 1.000000 1,000,000.00 1,000,000.00 0.00 1.000000 1,000,839.73 1,000,839.73 0.00																		
MB26-FACILITIES BOND 2018 AR-0056 State Pool 05/13/20 Open 2000 None 2000 0.5900 0.5900 1.000000 14,000,000.00 14,000,000.00 0.00 1.000000 14,011,756.34 14,011,756.34 0.00																		
MB27-MBIA TX HERITAGE PARKWAY AR-0057 State Pool 05/13/20 Open 2000 None 2000 0.5900 0.5900 1.000000 17,000,000.00 17,000,000.00 0.00 1.000000 17,014,275.55 17,014,275.55 0.00																		
State Pool Total																		
Investment Total																		

Open Investments

Ft. Bend County

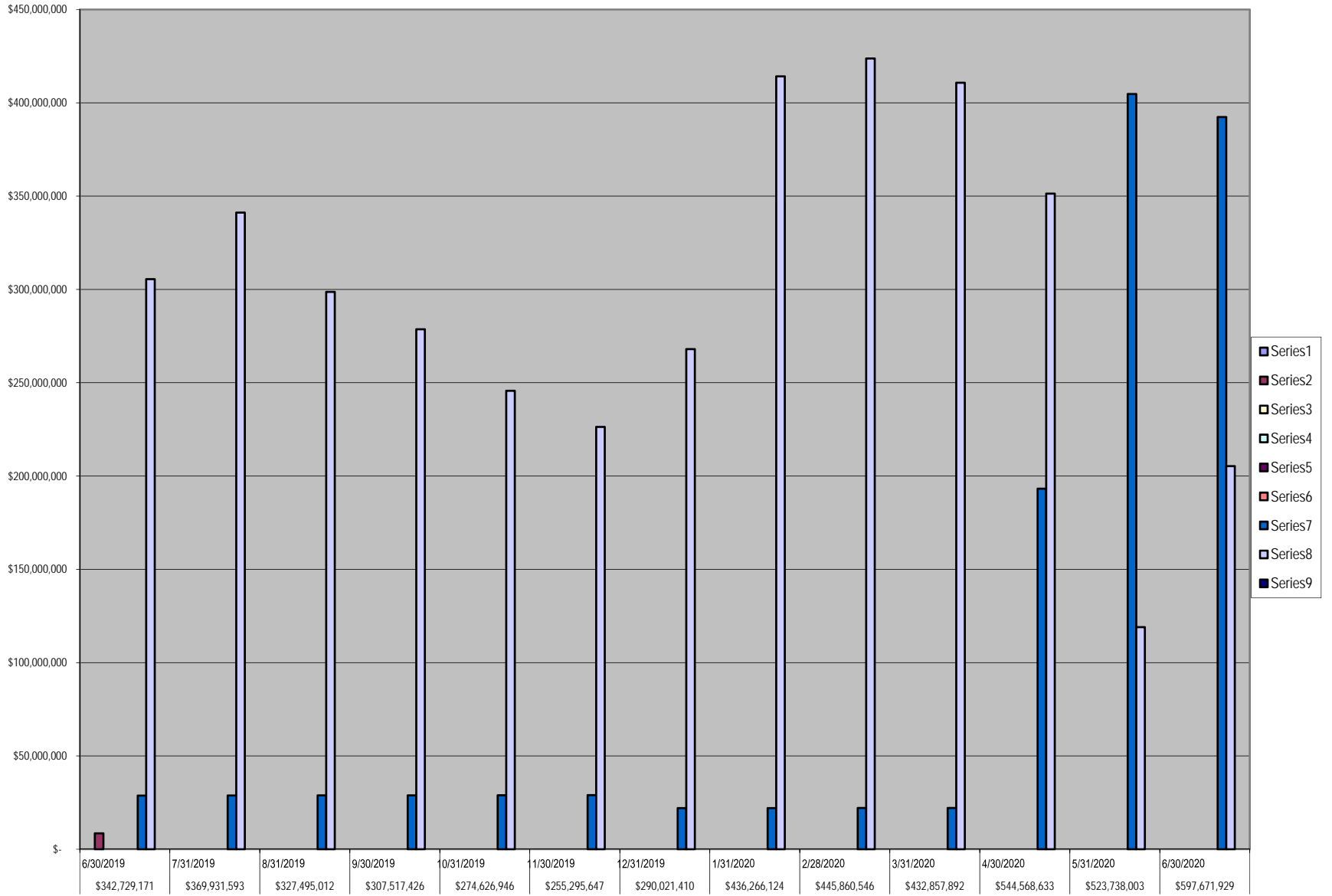
Effective Interest - Actual Life
Receipts in Period
06/30/20

Showing Ending Par Val/Shares: \$597,671,929.67



FBC INVESTMENT TRAILING 12 MONTHS

Open		FARMERS					FNMA			Prosperity	Prosperity -
Investments		MAC DN	FFCB	FHLB	FHLMC	FNMA	DISCOUNT	NOTE	State Pool	Money Market	Invst. Acct.
\$ 342,729,171	6/30/2019	\$ -	\$ 8,500,000	\$ -	\$ -	\$ -	\$ -	\$ -	\$ 28,715,021	\$ 305,514,150	\$ -
\$ 369,931,593	7/31/2019	\$ -	\$ -	\$ -	\$ -	\$ -	\$ -	\$ -	\$ 28,774,118	\$ 341,157,475	\$ -
\$ 327,495,012	8/31/2019	\$ -	\$ -	\$ -	\$ -	\$ -	\$ -	\$ -	\$ 28,830,154	\$ 298,664,858	\$ -
\$ 307,517,426	9/30/2019	\$ -	\$ -	\$ -	\$ -	\$ -	\$ -	\$ -	\$ 28,882,623	\$ 278,634,803	\$ -
\$ 274,626,946	10/31/2019	\$ -	\$ -	\$ -	\$ -	\$ -	\$ -	\$ -	\$ 28,933,730	\$ 245,693,216	\$ -
\$ 255,295,647	11/30/2019	\$ -	\$ -	\$ -	\$ -	\$ -	\$ -	\$ -	\$ 28,979,406	\$ 226,316,241	\$ -
\$ 290,021,410	12/31/2019	\$ -	\$ -	\$ -	\$ -	\$ -	\$ -	\$ -	\$ 22,017,480	\$ 268,003,930	\$ -
\$ 436,266,124	1/31/2020	\$ -	\$ -	\$ -	\$ -	\$ -	\$ -	\$ -	\$ 22,051,886	\$ 414,214,238	\$ -
\$ 445,860,546	2/28/2020	\$ -	\$ -	\$ -	\$ -	\$ -	\$ -	\$ -	\$ 22,082,825	\$ 423,777,721	\$ -
\$ 432,857,892	3/31/2020	\$ -	\$ -	\$ -	\$ -	\$ -	\$ -	\$ -	\$ 22,110,095	\$ 410,747,797	\$ -
\$ 544,568,633	4/30/2020	\$ -	\$ -	\$ -	\$ -	\$ -	\$ -	\$ -	\$ 193,238,431	\$ 351,330,202	\$ -
\$ 523,738,003	5/31/2020	\$ -	\$ -	\$ -	\$ -	\$ -	\$ -	\$ -	\$ 404,698,430	\$ 119,039,573	\$ -
\$ 597,671,929	6/30/2020	\$ -	\$ -	\$ -	\$ -	\$ -	\$ -	\$ -	\$ 392,395,341	\$ 205,276,588	\$ -



Wendt, Sandra

From: Laura Turner (111) <Laura.Turner@prosperitybankusa.com>
Sent: Monday, June 1, 2020 9:34 AM
To: Surratt, Carrie; Brogdon, Jennifer; Segura, Maria; Elster, Melissa; Wendt, Sandra
Subject: June interest rate

In accordance to the Depository bid, the variable interest rate for the month of June will reflect the change in the 91 day T-bill rate. The 91 day T-bill investment rate is 0.132%. Rate paid will be 0.75% on the General Fund and 0.422% (0.29 + 0.132) on all other accounts.

Thank you!

Laura

Laura Turner

Assistant Vice President

Lending Assistant

Prosperity Bank

Sugar Land Banking Center

14060 Southwest Freeway

Sugar Land, TX 77478

Phone: 281-269-7200

Direct: 281-269-7254

Fax: 281-269-7108

Shoretel: 37254

Email: Laura.Turner@ProsperityBankUSA.com

NYSE: PB

Handy information should the need arise.....

281-242-4762 *Fastline*

1.866.985.2273 *To Activate & Pin your Debit Card*

1.800.684.2132 *Report your card Lost/Stolen ATM/Debit Card*

1.800.531.1401 *Customer Service Center Mon-->Fri. 7am-7pm & Sat. 9am-5pm (can also assist with debit card issues).*



This transmission may contain information that is privileged, confidential and or exempt from disclosure under applicable law. If you are not the intended recipient, you are hereby notified that any disclosure, copying, distribution or use of the information contained herein (including any reliance thereon) is STRICTLY



Daily Rates

June 2020

TXCLASS

Average Monthly Yield: 0.59%

Date	Dividend Rate	Daily Yield
01-Jun-20	0.000016968	0.62%
02-Jun-20	0.000017062	0.62%
03-Jun-20	0.000016904	0.62%
04-Jun-20	0.000016864	0.62%
05-Jun-20	0.000016533	0.61%
06-Jun-20	0.000016533	0.61%
07-Jun-20	0.000016533	0.61%
08-Jun-20	0.000016533	0.61%
09-Jun-20	0.000016418	0.60%
10-Jun-20	0.000016402	0.60%
11-Jun-20	0.000016203	0.59%
12-Jun-20	0.000016147	0.59%
13-Jun-20	0.000016147	0.59%
14-Jun-20	0.000016147	0.59%
15-Jun-20	0.000016087	0.59%
16-Jun-20	0.000016053	0.59%
17-Jun-20	0.000016093	0.59%
18-Jun-20	0.000016014	0.59%
19-Jun-20	0.000015836	0.58%
20-Jun-20	0.000015836	0.58%
21-Jun-20	0.000015836	0.58%
22-Jun-20	0.000015773	0.58%
23-Jun-20	0.000015524	0.57%
24-Jun-20	0.000015451	0.57%
25-Jun-20	0.000015576	0.57%
26-Jun-20	0.000015628	0.57%
27-Jun-20	0.000015628	0.57%
28-Jun-20	0.000015628	0.57%
29-Jun-20	0.000015869	0.58%
30-Jun-20	0.000015267	0.56%

Current Rates:

June 30, 2020

Current Yield¹

0.24%

Historical Rates

Monthly Distribution Yields²

	<u>2010</u>	<u>2011</u>	<u>2012</u>	<u>2013</u>	<u>2014</u>	<u>2015</u>	<u>2016</u>	<u>2017</u>	<u>2018</u>	<u>2019</u>	<u>2020</u>
January	0.17%	0.14%	0.08%	0.12%	0.04%	0.07%	0.35%	0.58%	1.34%	2.40%	1.61%
February	0.17%	0.17%	0.10%	0.10%	0.04%	0.08%	0.39%	0.59%	1.40%	2.40%	1.58%
March	0.18%	0.14%	0.10%	0.10%	0.04%	0.09%	0.41%	0.66%	1.50%	2.41%	1.20%
April	0.19%	0.10%	0.10%	0.08%	0.04%	0.09%	0.42%	0.75%	1.65%	2.42%	0.83%
May	0.19%	0.09%	0.12%	0.08%	0.04%	0.09%	0.43%	0.76%	1.75%	2.41%	0.41%
June	0.21%	0.09%	0.13%	0.05%	0.04%	0.09%	0.44%	0.85%	1.85%	2.41%	0.24%
July	0.23%	0.06%	0.13%	0.05%	0.05%	0.10%	0.45%	0.96%	1.96%	2.38%	
August	0.24%	0.08%	0.13%	0.05%	0.06%	0.11%	0.47%	1.00%	1.99%	2.21%	
September	0.21%	0.07%	0.13%	0.05%	0.06%	0.13%	0.50%	1.03%	2.03%	2.15%	
October	0.19%	0.07%	0.13%	0.04%	0.06%	0.15%	0.47%	1.05%	2.15%	1.97%	
November	0.17%	0.08%	0.13%	0.04%	0.06%	0.15%	0.45%	1.09%	2.21%	1.74%	
December	0.15%	0.11%	0.13%	0.04%	0.07%	0.23%	0.50%	1.21%	2.32%	1.66%	

**Call Toll-Free
1-866-TEX-TERM**

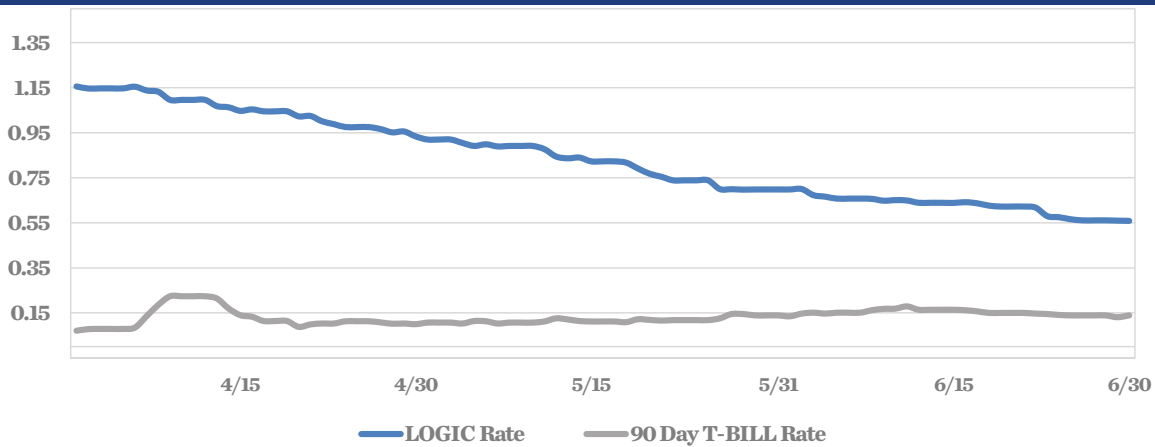
Past performance is not indicative of future results and yields may vary.

(1) The current yield, which is also known as the current annualized yield or current seven-day yield, represents the net change, exclusive of capital changes and income other than investment income, in the value of a hypothetical account with a balance of one share (normally \$1.00 per share) over a seven-day base period expressed as a percentage of the value of one share at the beginning of the seven-day period. This resulting net change in account value is then annualized by multiplying it by 365 and dividing the result by 7. The yields shown may reflect fee waivers by service providers that subsidize and reduce the total operating expenses of the TexasDAILY portfolio. Portfolio yields would be lower if there were no such waivers.

(2) The monthly distribution yield represents the sum of a month's one-day allocation factors divided by the number of days in that month, and multiplied by 365. The yields shown may reflect fee waivers by service providers that subsidize and reduce the total operating expenses of the TexasDAILY portfolio. Portfolio yields would be lower if there were no such waivers.

*This information is for institutional investor use only, not for further distribution to retail investors, and does not represent an offer to sell or a solicitation of an offer to buy or sell any fund or other security. Investors should consider the Pool's investment objectives, risks, charges and expenses before investing. This and other information about the Pool is available in the Pool's Information Statement, which should be read carefully before investing. A copy of the Pool's Information Statement may be obtained by calling 1-866-839-8376 or is available on the Pool's website at www.texasterm.net. While TexasDAILY seeks to maintain a stable net asset value of \$1.00 per share and TexasTERM seeks to achieve a net asset value of \$1.00 per share at its stated maturity, it is possible to lose money investing in the Pool. An investment in the Pool is not insured or guaranteed by the Federal Deposit Insurance Corporation or any other government agency. Shares of the Pool are distributed by **PFM Fund Distributors, Inc.**, member Financial Industry Regulatory Authority (FINRA) (www.finra.org) and Securities Investor Protection Corporation (SIPC) (www.sipc.org). PFM Fund Distributors, Inc. is a wholly owned subsidiary of PFM Asset Management LLC.*

LOGIC VERSUS 90-DAY TREASURY BILL



This material is for information purposes only. This information does not represent an offer to buy or sell a security. The above rate information is obtained from sources that are believed to be reliable; however, its accuracy or completeness may be subject to change. The LOGIC management fee may be waived in full or in part at the discretion of the LOGIC co-administrators and the LOGIC rate for the period shown reflects waiver of fees. This table represents historical investment performance/return to the customer, net of fees, and is not an indication of future performance. An investment in the security is not insured or guaranteed by the Federal Deposit Insurance Corporation or any other government agency. Although the issuer seeks to preserve the value of an investment of \$1.00 per share, it is possible to lose money by investing in the security. Information about these and other program details are in the fund's Information Statement which should be read carefully before investing. The yield on the 90-Day Treasury Bill ("T-Bill Yield") is shown for comparative purposes only. When comparing the investment returns of the LOGIC pool to the T-Bill Yield, you should know that the LOGIC pool consists of allocations of specific diversified securities as detailed in the respective Information Statements. The T-Bill Yield is taken from Bloomberg Finance L.P. and represents the daily closing yield on the then current 90-Day T-Bill. The LOGIC yield is calculated in accordance with regulations governing the registration of open-end management investment companies under the Investment Company Act of 1940 as promulgated from time to time by the federal Securities and Exchange Commission.

DAILY SUMMARY FOR JUNE 2020

DATE	MNY MKT FUND EQUIV. [SEC Std.]	DAILY ALLOCATION FACTOR	INVESTED BALANCE	MARKET VALUE PER SHARE	WAM DAYS (1)*	WAL DAYS (2)*
6/1/2020	0.6981%	0.000019127	\$8,483,136,345.11	1.000752	57	89
6/2/2020	0.7001%	0.000019182	\$8,484,389,369.56	1.000755	58	90
6/3/2020	0.6728%	0.000018433	\$8,490,842,874.87	1.000746	57	89
6/4/2020	0.6662%	0.000018253	\$8,482,424,097.76	1.000746	57	88
6/5/2020	0.6575%	0.000018015	\$8,508,501,894.98	1.000714	55	86
6/6/2020	0.6575%	0.000018015	\$8,508,501,894.98	1.000714	55	86
6/7/2020	0.6575%	0.000018015	\$8,508,501,894.98	1.000714	55	86
6/8/2020	0.6564%	0.000017983	\$8,510,921,805.21	1.000716	54	87
6/9/2020	0.6482%	0.000017760	\$8,503,643,289.56	1.000711	54	87
6/10/2020	0.6507%	0.000017827	\$8,508,564,741.74	1.000713	54	89
6/11/2020	0.6492%	0.000017786	\$8,525,899,897.60	1.000704	53	89
6/12/2020	0.6390%	0.000017507	\$8,558,996,620.86	1.000674	51	86
6/13/2020	0.6390%	0.000017507	\$8,558,996,620.86	1.000674	51	86
6/14/2020	0.6390%	0.000017507	\$8,558,996,620.86	1.000674	51	86
6/15/2020	0.6384%	0.000017491	\$8,535,185,556.23	1.000677	51	88
6/16/2020	0.6416%	0.000017578	\$8,570,750,195.48	1.000665	52	88
6/17/2020	0.6367%	0.000017443	\$8,562,438,596.05	1.000652	51	88
6/18/2020	0.6264%	0.000017161	\$8,557,084,431.06	1.000646	52	89
6/19/2020	0.6223%	0.000017049	\$8,591,052,878.38	1.000608	49	86
6/20/2020	0.6223%	0.000017049	\$8,591,052,878.38	1.000608	49	86
6/21/2020	0.6223%	0.000017049	\$8,591,052,878.38	1.000608	49	86
6/22/2020	0.6174%	0.000016915	\$8,580,596,409.03	1.000609	50	89
6/23/2020	0.5796%	0.000015880	\$8,735,852,026.07	1.000619	47	84
6/24/2020	0.5749%	0.000015750	\$8,757,588,679.46	1.000613	47	89
6/25/2020	0.5658%	0.000015502	\$8,879,639,691.20	1.000596	46	87
6/26/2020	0.5609%	0.000015367	\$8,843,693,119.99	1.000568	44	85
6/27/2020	0.5609%	0.000015367	\$8,843,693,119.99	1.000568	44	85
6/28/2020	0.5609%	0.000015367	\$8,843,693,119.99	1.000568	44	85
6/29/2020	0.5597%	0.000015334	\$8,857,460,446.64	1.000571	43	84
6/30/2020	0.5586%	0.000015305	\$8,844,621,700.82	1.000567	43	84
Average	0.6260%	0.000017151	\$8,612,592,456.54		51	87

Prosperity Bank
Money Market Accounts
June 30, 2020

FUND	DESCRIPTION	BEGINNING BALANCE	DEPOSITS	WITH- DRAWALS	INTEREST	ENDING BALANCE
100	General Operating	58,197,997.34	63,240,132.96	44,337,120.64	33,890.83	77,134,900.49
150	Juvenile Operations	965,000.67	1,751,931.90	1,096,423.68	324.04	1,620,832.93
155	Road & Bridge	2,456,531.88	292,471.81	1,082,830.02	654.21	1,666,827.88
160	Drainage District	252,352.01	5,979,352.80	5,286,180.07	566.27	946,091.01
165	Lateral Road	1,185,197.13		-	409.96	1,185,607.09
170	Statue Restoration	4,605.67	-	-	1.59	4,607.26
175	City Water Assistance	21,432.45	250.00	1,676.58	7.15	20,013.02
185	Entex Contributions	4.71	-	-	-	4.71
190	H L & P Assistance	30,277.51	-	2,050.78	9.96	28,236.69
195	County Law Library	1,325,830.75	26,604.87	20,520.34	459.05	1,332,374.33
200	Law Enforcement Academy	453,805.06	-	2,833.51	156.31	451,127.86
205	Surface Water Supply Corp.	8,323.92	-	-	2.88	8,326.80
206	Industrial Development Corp	41,626.45	-	-	14.40	41,640.85
207	FBC Historical Commission	7,073.36	-	-	2.45	7,075.81
215	Library Donations	114,528.45	5,195.00	6,780.95	40.34	112,982.84
225	FBC Asset Forfeiture-Task-State	1,514,763.62	80,494.60	2,113.41	533.45	1,593,678.26
235	Probate Court Training	135,598.47	920.00	-	47.03	136,565.50
245	Alert Program-Juvenile	55,636.58	-	-	19.24	55,655.82
255	D A Asset Forfeiture-Fed.	55.35	-	-	0.02	55.37
265	Gus George Memorial	4,681.70	-	-	1.62	4,683.32
275	D A Special Fund Run	10,494.47	-	-	3.63	10,498.10
280	Co.Atty.Supplemental Salary	243,132.90	-	7,597.59	82.61	235,617.92
290	VIT Interest (Tax Coll)	102,669.46	365.68	1,710.12	35.17	101,360.19
300	FBC Elections	833,366.43	-	3,049.28	287.65	830,604.80
305	FBC Asset Forfeiture-Task-Fed.	44,255.03	-	996.96	14.99	43,273.06
310	Sheriff Ofc/Forfeiture-Assets-St.	779,307.01	-	15,110.00	267.48	764,464.49
315	Sheriff Ofc/Forfeiture-Assets-Fed.	255,901.96	-	36,482.15	85.58	219,505.39
320	Constable Pct. 2 F/A	24.03	-	-	0.01	24.04
322	Constable Pct 3 F/A	4,823.54	-	-	1.67	4,825.21
324	Constable Pct 1 F/A	86.73	-	-	0.03	86.76
332	Fire Marshal St. Ass't. Forfeiture	701.96	-	-	0.24	702.20
335	DA Asset Forfeiture-State	479,311.60	-	9,305.58	163.52	470,169.54
360	Law Enforcement Training	296,288.52	-	-	102.49	296,391.01
390	Child Protective Service IV-E	216,219.07	-	19,341.28	72.05	196,949.84

Prosperity Bank
Money Market Accounts
June 30, 2020

402	Hope 3 Program Sales	1,374.80	-	1,314.30	0.38	60.88
410	Child Support IVD Reimb.	332,054.04	3,222.85	-	115.53	335,392.42
415	Local Law Enf.Block Grant	31,587.99	-	-	10.93	31,598.92
440	Supervision	3,115,719.47	1,094,720.67	399,386.47	1,275.71	3,812,329.38
600/605	Debt Service Account	550,812.10	1,302,791.13	191,706.56	395.16	1,662,291.83
610	Drainage Debt Service	1,239,966.90	6,820.62	1,000,000.00	165.09	246,952.61
750	Mission Bend/Four Corners	715,471.94	-	94,193.50	227.36	621,505.80
756	2018 Facilities Bond Projects	4,040,498.08	-	70,070.85	1,389.82	3,971,817.05
758	2018 Mobility Projects	1,336,635.19	200.01	-	462.37	1,337,297.57
760	2020 Facilities Bond Projects	-	37,479,535.00	24,670,989.41	3,815.94	12,812,361.53
762	2020 Mobility Projects	0.01	67,800,000.00	17,833,685.63	9,334.78	49,975,649.16
766	2020 Mobility - Tx Heritage Pkwy	4,513,586.22	-	-	1,561.26	4,515,147.48
802	Sr. Lien Toll Rd Rev Bonds 2016	4,019,003.17	21,263.93	265,797.83	1,361.24	3,775,830.51
805	Grand Pkwy Toll RD Rev Bond	3,665,186.99	-	-	1,267.80	3,666,454.79
810	Toll Road Operations	1,851,384.42	280,483.28	701,346.17	463.40	1,430,984.93
815	Grand Pkwy Toll Road Ops	7,843,530.09	286,424.59	1,168,184.78	2,407.19	6,964,177.09
990	County's Cares Act	280,525.17	8,000,000.00	734,480.77	1,755.11	7,547,799.51
TREA	Treasurer's Account	2,217,744.45	114,579,900.21	116,673,779.10	139.38	124,004.94
INVE	FBC Investment Account	-	-	-	-	-
850M	Boon-Chapman Medical	2,297,036.98	2,007,711.15	3,131,555.94	661.34	1,173,853.53
850D	Boon-Chapman Dental	970,066.11	251,114.10	162,350.21	348.81	1,059,178.81
882	Boon-Chapman 125	209,428.31	69,884.13	57,277.41	75.21	222,110.24
884	Fee Officer's Account	1,861,572.71	1,711,075.62	1,331,257.20	-	2,241,391.13
912	JP Credit Card Processing	19,065.83	245,180.94	256,097.17	11.22	8,160.82
908	EMS Credit Card Processing	10,685.07	12,308.64	13,966.42	2.33	9,029.62
DACC	D A Credit Card Processing	1,001.33	9,390.00	9,490.11	0.23	901.45
PTCC	Public Transportation Credit Cards	254.51	2,126.28	1,130.71	0.18	1,250.26
CSCC	CSCD Credit Card	231,247.37	270,119.73	278,928.28	50.72	222,489.54
LBCC	Library Credit Card	494.36	2,822.15	2,691.94	0.15	624.72
JUCC	Juvenile Credit Card	432.92	2,977.19	3,279.91	0.16	130.36
SOCC	Sheriff Credit Card	20,366.10	22,244.44	24,030.54	7.65	18,587.65
TRCC	Toll Road Permit Credit Card	2,297.32	2,550.00	1,798.32	1.10	3,050.10
130	Assistant Dist Number 1	1,064,358.28	287,359.69	169,475.47	393.62	1,182,636.12
131	Assistant Dist Number 2	955,635.08	104,242.08	2,000.00	352.77	1,058,229.93
133	Assistant Dist Number 4	423,310.32	32,563.18	1,500.00	153.09	454,526.59

Prosperity Bank
Money Market Accounts
June 30, 2020

134	Assistant Dist Number 5	264,130.85	3,955.27	500.00	92.07	267,678.19
135	Assistant Dist Number 6	961,715.04	107,001.06	16,029.62	354.11	1,053,040.59
136	Assistant Dist Number 7	666,173.20	63,042.49	64,659.27	224.11	664,780.53
137	Assistant Dist Number 8	65,745.42	9,775.16	9,565.08	21.91	65,977.41
138	Assistant Dist Number 9	417,710.29	50,527.54	98,407.54	146.70	369,976.99
139	Assistant Dist Number 10	510,763.83	30,657.76	1,700.00	182.86	539,904.45
140	Assistant Dist Number 11	610,203.67	52,403.25	2,000.00	221.93	660,828.85
145	Emergency Svc Dist 100	1,551,835.76	-	-	536.78	1,552,372.54
CCCA	Non Fee Officer CC Clearing Acct	100,279.13	101,339.62	130,309.13	34.82	71,344.44
JPMT	Juror Payments	16,983.44	-	1,136.22	5.62	15,852.84
EPEC	Engineering Permitting E-Check	7,882.52	1,020.00	7,642.52	2.17	1,262.17
JE11	JP 1-1 E-Filing	459.12	3,859.00	4,318.12	0.15	0.15
JE12	JP 1-2 E-Filing	204.27	6,361.00	6,565.27	0.20	0.20
JE02	JP 2 E-Filing	302.66	8,509.75	8,812.41	0.51	0.51
JE03	JP 3 E-Filing	357.39	9,355.00	9,712.39	0.29	0.29
JE04	JP #4 E-Filing	587.37	8,834.50	9,421.87	0.40	0.40
	Total	119,039,573.38	307,723,392.63	221,554,667.38	68,289.58	205,276,588.21