

# Investment Report

## Ft. Bend County


06/01/17 - 06/30/17

1

This report summarizes the investment position of Ft. Bend County for the period 06/01/17 to 06/30/17.

	05/31/17	06/30/17
Book Value	385,021,458.76	371,392,440.66
Market Value	384,827,771.52	371,189,361.02
Par Value	385,017,831.52	371,389,166.02
Change in Market Value		-9,745.00
Weighted Average Maturity (in Days)	43	42
Weighted Average Yield-to-Maturity of Portfolio	1.0700%	1.1707%
Yield-to-Maturity of	0.0000%	0.0000%
Accrued Interest		26,900.00


This report is presented in accordance with the Texas Government Code Title 10 Section 2256.023. The below signed hereby certify that, to the best of their knowledge on the date this report was created, Ft. Bend County is in compliance with the provisions of Government Code 2256 and with the stated policies and strategies of Ft. Bend County.



Director of Finance & Investments

8-10-17

Date



County Treasurer

8/10/2017

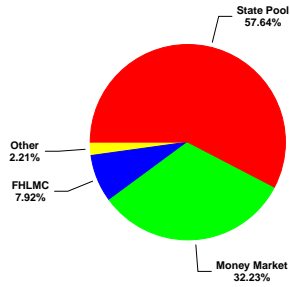
Date

# Investment Report

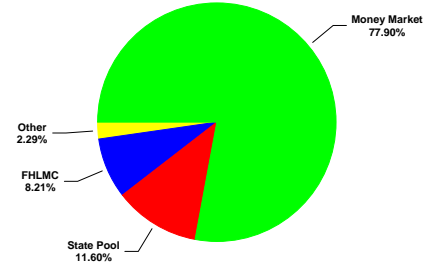
## Ft. Bend County

06/01/17 - 06/30/17

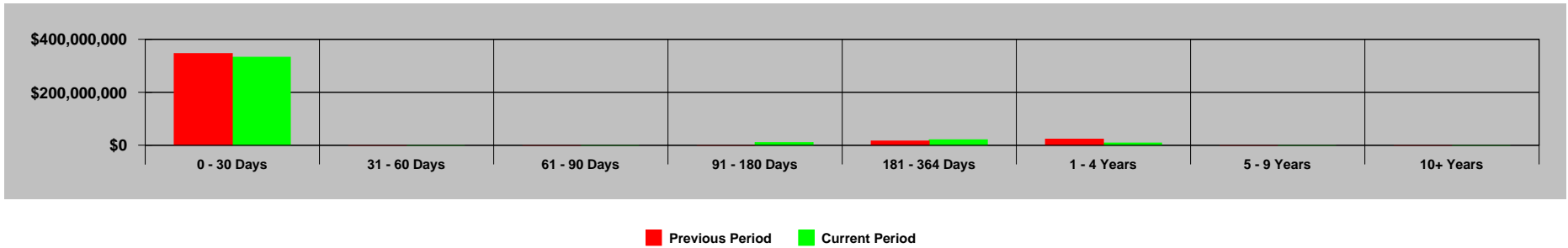
**Portfolio Composition - 05/31/17**



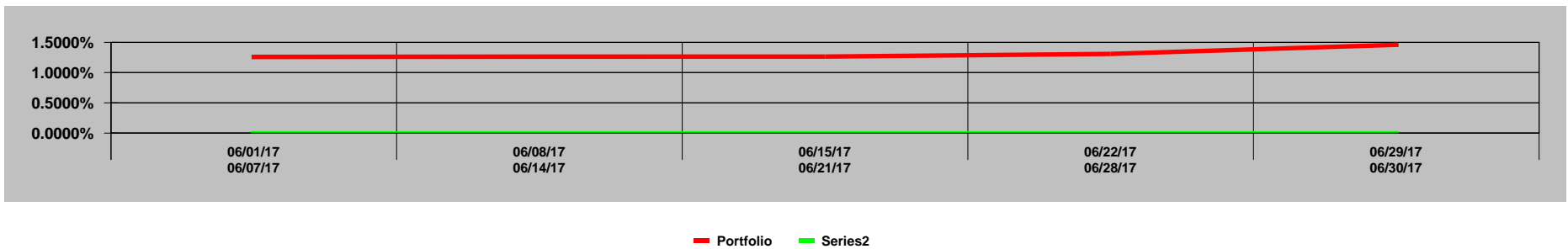
**Portfolio Composition - 06/30/17**



**Maturity Aging - 05/31/17 vs 06/30/17**



**Portfolio Performance - 06/01/17 to 06/30/17**



**GASB 31 Compliance**  
**Ft. Bend County**  
**Effective Interest - Actual Life**  
**Receipts in Period**  
**06/01/17 - 06/30/17**

CUSIP	Invest Number	Security Description	Purchase Date	Sale Date	Valuation Method	Yield Earned	Price Source 06/01/17	Beginning Unit Price	Par Value On 06/01/17	Reported Value 06/01/17	Purchase Cost	Sales Proceeds	Ending Unit Price	Par Value On 06/30/17	Price Source 06/30/17	Reported Value 06/30/17	Change in Fair Value	Interest	Net Investment Income
3137BARA3	16-0001	FHLMC 0.75 04/09/18	06/29/16	Open	Fair Value	0.7015	FTI	0.996290	6,000,000.00	5,977,740.00	0.00	0.00	0.996250	6,000,000.00	FTI	5,977,500.00	-240.00	3,750.00	3,510.00
3134GSH42	16-0002	FHLMC 0.70 12/29/17	06/30/16	Open	Fair Value	0.9640	FTI	0.997280	10,000,000.00	9,972,800.00	0.00	0.00	0.997500	10,000,000.00	FTI	9,975,000.00	2,200.00	5,833.33	8,033.33
3134GSG76	16-0003	FHLMC 0.80 06/29/18	06/30/16	Open	Fair Value	0.5840	FTI	0.994870	14,500,000.00	14,425,615.00	0.00	0.00	0.994690	14,500,000.00	FTI	14,423,005.00	-2,610.00	9,666.67	7,056.67
3133BGJX4	16-0004	FFCB 1.08 07/05/19	07/05/16	Open	Fair Value	-0.2040	FTI	0.992210	8,500,000.00	8,433,785.00	0.00	0.00	0.991140	8,500,000.00	FTI	8,424,690.00	-9,095.00	7,650.00	-1,445.00
Prosperity-Money Market Accts.	AR-0009	Money Market	11/30/03	Open	Fair Value	1.5569	Manual	1.000000	124,097,921.23	124,097,921.23	0.00	-165,216,416.02	1.000000	289,314,337.25	Manual	289,314,337.25	0.00	165,840.64	165,840.64
MB02-MBIA General	AR-0015	State Pool	11/01/08	Open	Fair Value	1.1675	Manual	1.000000	35,493,955.05	35,493,955.05	0.00	27,982,060.74	1.000000	7,511,894.31	Manual	7,511,894.31	0.00	17,939.26	17,939.26
MB03-MBIA Road & Bridge	AR-0016	State Pool	11/01/08	Open	Fair Value	1.2644	Manual	1.000000	14,041,085.47	14,041,085.47	0.00	13,990,257.40	1.000000	50,828.07	Manual	50,828.07	0.00	9,742.60	9,742.60
MB04-MBIA Drainage	AR-0017	State Pool	11/01/08	Open	Fair Value	1.2537	Manual	1.000000	13,719,569.33	13,719,569.33	0.00	12,990,396.16	1.000000	729,173.17	Manual	729,173.17	0.00	9,603.84	9,603.84
MB06-MBIA Toll Rd. Operations	AR-0019	State Pool	11/01/08	Open	Fair Value	1.1290	Manual	1.000000	8,350,356.17	8,350,356.17	0.00	-7,749.16	1.000000	8,358,105.33	Manual	8,358,105.33	0.00	7,749.16	7,749.16
TT00-TX TERM General	AR-0022	State Pool	11/01/08	Open	Fair Value	0.8493	Manual	1.000000	1,017.11	1,017.11	0.00	-0.71	1.000000	1,017.82	Manual	1,017.82	0.00	0.71	0.71
TT02-TX TERM Toll Rd. Operation	AR-0024	State Pool	11/01/08	Open	Fair Value	0.8503	Manual	1.000000	1,015.95	1,015.95	0.00	-0.71	1.000000	1,016.66	Manual	1,016.66	0.00	0.71	0.71
TT04-TX TERM Road & Bridge	AR-0026	State Pool	11/01/08	Open	Fair Value	0.8518	Manual	1.000000	1,014.10	1,014.10	0.00	-0.71	1.000000	1,014.81	Manual	1,014.81	0.00	0.71	0.71
TT05-TX TERM Drainage	AR-0027	State Pool	11/01/08	Open	Fair Value	0.8317	Manual	1.000000	336.44	336.44	0.00	-0.23	1.000000	336.67	Manual	336.67	0.00	0.23	0.23
LOG1-Logic- General	AR-0028	State Pool	11/10/08	Open	Fair Value	1.1197	Manual	1.000000	70,228,931.55	70,228,931.55	0.00	49,947,636.06	1.000000	20,281,295.49	Manual	20,281,295.49	0.00	52,363.94	52,363.94
LOG2-Logic-Toll Rd.Operations	AR-0029	State Pool	11/10/08	Open	Fair Value	1.0905	Manual	1.000000	1,026.40	1,026.40	0.00	-0.92	1.000000	1,027.32	Manual	1,027.32	0.00	0.92	0.92
LOG5-Logic-Drainage	AR-0032	State Pool	11/10/08	Open	Fair Value	1.0973	Manual	1.000000	1,020.01	1,020.01	0.00	-0.92	1.000000	1,020.93	Manual	1,020.93	0.00	0.92	0.92
LOG8-Logic-Road & Bridge	AR-0035	State Pool	11/10/08	Open	Fair Value	1.0969	Manual	1.000000	1,020.43	1,020.43	0.00	-0.92	1.000000	1,021.35	Manual	1,021.35	0.00	0.92	0.92
MB12-MBIA ESD 100 AGREEMENT	AR-0041	State Pool	08/31/16	Open	Fair Value	1.2316	Manual	1.000000	3,927,313.78	3,927,313.78	0.00	2,996,834.27	1.000000	930,479.51	Manual	930,479.51	0.00	3,165.73	3,165.73
MB13-MBIA ASSISTANCE DIST #1	AR-0042	State Pool	08/31/16	Open	Fair Value	1.2735	Manual	1.000000	12,076,699.72	12,076,699.72	0.00	11,990,708.17	1.000000	85,991.55	Manual	85,991.55	0.00	9,291.83	9,291.83
MB14-MBIA GR PARKWAY OPERATIONS	AR-0043	State Pool	08/31/16	Open	Fair Value	1.1290	Manual	1.000000	4,555,853.71	4,555,853.71	0.00	-4,227.85	1.000000	4,560,081.56	Manual	4,560,081.56	0.00	4,227.85	4,227.85
MB15-FACILITIES BONDS 2016	AR-0044	State Pool	08/31/16	Open	Fair Value	1.1186	Manual	1.000000	25,206,824.10	25,206,824.10	0.00	24,982,953.98	1.000000	223,870.12	Manual	223,870.12	0.00	17,046.02	17,046.02
MB16-MOBILITY BONDS 2016	AR-0045	State Pool	08/31/16	Open	Fair Value	1.2727	Manual	1.000000	16,174,123.10	16,174,123.10	0.00	15,987,544.15	1.000000	186,578.95	Manual	186,578.95	0.00	12,455.85	12,455.85
MB17 - SR LIEN BOND 2016	AR-0046	State Pool	12/09/16	Open	Fair Value	1.2522	Manual	1.000000	18,138,747.87	18,138,747.87	0.00	17,988,672.72	1.000000	150,075.15	Manual	150,075.15	0.00	11,327.28	11,327.28
<b>Investment Total</b>						<b>1.2466</b>		<b>0.999506</b>	<b>385,017,831.52</b>	<b>384,827,771.52</b>	<b>0.00</b>	<b>13,628,665.50</b>	<b>0.999462</b>	<b>371,389,166.02</b>		<b>371,189,361.02</b>	<b>-9,745.00</b>	<b>347,659.12</b>	<b>337,914.12</b>

**Portfolio Position**  
**Ft. Bend County**  
**Effective Interest - Actual Life**  
**Receipts in Period**  
**06/01/17 - 06/30/17**

CUSIP	Invest Number	Security Description	Purchase Date	Call Date	Par Value On 06/01/17	Par Value On 06/30/17	Market Val On 06/01/17	Market Val On 06/30/17	Purchase Cost	Sales Proceeds	Original Princ/Cost	Amor Value On 06/01/17	Amor Value On 06/30/17
130 - Assistance Dist #1													
State Pool													
MB13-MBIA ASSISTANCE DIST #1	AR-0042	State Pool	08/31/16	Open	<u>12,076,699.72</u>	<u>85,991.55</u>	<u>12,076,699.72</u>	<u>85,991.55</u>	<u>0.00</u>	<u>0.00</u>	<u>10,000,000.00</u>	<u>12,076,699.72</u>	<u>85,991.55</u>
State Pool Total					<u>12,076,699.72</u>	<u>85,991.55</u>	<u>12,076,699.72</u>	<u>85,991.55</u>	<u>0.00</u>	<u>0.00</u>	<u>10,000,000.00</u>	<u>12,076,699.72</u>	<u>85,991.55</u>
130 - Assistance Dist #1 Total					<u>12,076,699.72</u>	<u>85,991.55</u>	<u>12,076,699.72</u>	<u>85,991.55</u>	<u>0.00</u>	<u>0.00</u>	<u>10,000,000.00</u>	<u>12,076,699.72</u>	<u>85,991.55</u>
145 - ESD 100 Agreement													
State Pool													
MB12-MBIA ESD 100 AGREEMENT	AR-0041	State Pool	08/31/16	Open	<u>3,927,313.78</u>	<u>930,479.51</u>	<u>3,927,313.78</u>	<u>930,479.51</u>	<u>0.00</u>	<u>0.00</u>	<u>3,900,000.00</u>	<u>3,927,313.78</u>	<u>930,479.51</u>
State Pool Total					<u>3,927,313.78</u>	<u>930,479.51</u>	<u>3,927,313.78</u>	<u>930,479.51</u>	<u>0.00</u>	<u>0.00</u>	<u>3,900,000.00</u>	<u>3,927,313.78</u>	<u>930,479.51</u>
145 - ESD 100 Agreement Total					<u>3,927,313.78</u>	<u>930,479.51</u>	<u>3,927,313.78</u>	<u>930,479.51</u>	<u>0.00</u>	<u>0.00</u>	<u>3,900,000.00</u>	<u>3,927,313.78</u>	<u>930,479.51</u>
810 - FBC Toll Road Operations													
State Pool													
TT02-TX TERM Toll Rd. Operation	AR-0024	State Pool	11/01/08	Open	<u>0.00</u>	<u>0.00</u>	<u>0.00</u>	<u>0.00</u>	<u>0.00</u>	<u>0.00</u>	<u>0.00</u>	<u>0.00</u>	<u>0.00</u>
State Pool Total					<u>0.00</u>	<u>0.00</u>	<u>0.00</u>	<u>0.00</u>	<u>0.00</u>	<u>0.00</u>	<u>0.00</u>	<u>0.00</u>	<u>0.00</u>
810 - FBC Toll Road Operations Total					<u>0.00</u>	<u>0.00</u>	<u>0.00</u>	<u>0.00</u>	<u>0.00</u>	<u>0.00</u>	<u>0.00</u>	<u>0.00</u>	<u>0.00</u>
742 - Facilities Bond Projects 2016													
State Pool													
MB15-FACILITIES BONDS 2016	AR-0044	State Pool	08/31/16	Open	<u>25,206,824.10</u>	<u>223,870.12</u>	<u>25,206,824.10</u>	<u>223,870.12</u>	<u>0.00</u>	<u>0.00</u>	<u>30,000,000.00</u>	<u>25,206,824.10</u>	<u>223,870.12</u>
State Pool Total					<u>25,206,824.10</u>	<u>223,870.12</u>	<u>25,206,824.10</u>	<u>223,870.12</u>	<u>0.00</u>	<u>0.00</u>	<u>30,000,000.00</u>	<u>25,206,824.10</u>	<u>223,870.12</u>
742 - Facilities Bond Projects 2016 Total					<u>25,206,824.10</u>	<u>223,870.12</u>	<u>25,206,824.10</u>	<u>223,870.12</u>	<u>0.00</u>	<u>0.00</u>	<u>30,000,000.00</u>	<u>25,206,824.10</u>	<u>223,870.12</u>
815 - Grand Parkway Operations													
State Pool													
MB14-MBIA GR PARKWAY OPERATIONS	AR-0043	State Pool	08/31/16	Open	<u>4,555,853.71</u>	<u>4,560,081.56</u>	<u>4,555,853.71</u>	<u>4,560,081.56</u>	<u>0.00</u>	<u>0.00</u>	<u>8,500,000.00</u>	<u>4,555,853.71</u>	<u>4,560,081.56</u>
State Pool Total					<u>4,555,853.71</u>	<u>4,560,081.56</u>	<u>4,555,853.71</u>	<u>4,560,081.56</u>	<u>0.00</u>	<u>0.00</u>	<u>8,500,000.00</u>	<u>4,555,853.71</u>	<u>4,560,081.56</u>
815 - Grand Parkway Operations Total					<u>4,555,853.71</u>	<u>4,560,081.56</u>	<u>4,555,853.71</u>	<u>4,560,081.56</u>	<u>0.00</u>	<u>0.00</u>	<u>8,500,000.00</u>	<u>4,555,853.71</u>	<u>4,560,081.56</u>
LOG5 - LOGIC DRAINAGE													
State Pool													
LOG5-Logic-Drainage	AR-0032	State Pool	11/10/08	Open	<u>1,020.01</u>	<u>1,020.93</u>	<u>1,020.01</u>	<u>1,020.93</u>	<u>0.00</u>	<u>0.00</u>	<u>500,000.00</u>	<u>1,020.01</u>	<u>1,020.93</u>
State Pool Total					<u>1,020.01</u>	<u>1,020.93</u>	<u>1,020.01</u>	<u>1,020.93</u>	<u>0.00</u>	<u>0.00</u>	<u>500,000.00</u>	<u>1,020.01</u>	<u>1,020.93</u>
LOG5 - LOGIC DRAINAGE Total					<u>1,020.01</u>	<u>1,020.93</u>	<u>1,020.01</u>	<u>1,020.93</u>	<u>0.00</u>	<u>0.00</u>	<u>500,000.00</u>	<u>1,020.01</u>	<u>1,020.93</u>
LOG1 - LOGIC GENERAL													
State Pool													
LOG1-Logic- General	AR-0028	State Pool	11/10/08	Open	<u>70,228,931.55</u>	<u>20,281,295.49</u>	<u>70,228,931.55</u>	<u>20,281,295.49</u>	<u>0.00</u>	<u>0.00</u>	<u>10,000,000.00</u>	<u>70,228,931.55</u>	<u>20,281,295.49</u>
State Pool Total					<u>70,228,931.55</u>	<u>20,281,295.49</u>	<u>70,228,931.55</u>	<u>20,281,295.49</u>	<u>0.00</u>	<u>0.00</u>	<u>10,000,000.00</u>	<u>70,228,931.55</u>	<u>20,281,295.49</u>
LOG1 - LOGIC GENERAL Total					<u>70,228,931.55</u>	<u>20,281,295.49</u>	<u>70,228,931.55</u>	<u>20,281,295.49</u>	<u>0.00</u>	<u>0.00</u>	<u>10,000,000.00</u>	<u>70,228,931.55</u>	<u>20,281,295.49</u>
LOG8 - LOGIC ROAD & BRIDGE													
State Pool													
LOG8-Logic-Road & Bridge	AR-0035	State Pool	11/10/08	Open	<u>1,020.43</u>	<u>1,021.35</u>	<u>1,020.43</u>	<u>1,021.35</u>	<u>0.00</u>	<u>0.00</u>	<u>1,000,000.00</u>	<u>1,020.43</u>	<u>1,021.35</u>
State Pool Total					<u>1,020.43</u>	<u>1,021.35</u>	<u>1,020.43</u>	<u>1,021.35</u>	<u>0.00</u>	<u>0.00</u>	<u>1,000,000.00</u>	<u>1,020.43</u>	<u>1,021.35</u>
LOG8 - LOGIC ROAD & BRIDGE Total					<u>1,020.43</u>	<u>1,021.35</u>	<u>1,020.43</u>	<u>1,021.35</u>	<u>0.00</u>	<u>0.00</u>	<u>1,000,000.00</u>	<u>1,020.43</u>	<u>1,021.35</u>
LOG2 - LOGIC TOLL OPERATIONS													
State Pool													
LOG2-Logic-Toll Rd.Operations	AR-0029	State Pool	11/10/08	Open	<u>1,026.40</u>	<u>1,027.32</u>	<u>1,026.40</u>	<u>1,027.32</u>	<u>0.00</u>	<u>0.00</u>	<u>2,000,000.00</u>	<u>1,026.40</u>	<u>1,027.32</u>
State Pool Total					<u>1,026.40</u>	<u>1,027.32</u>	<u>1,026.40</u>	<u>1,027.32</u>	<u>0.00</u>	<u>0.00</u>	<u>2,000,000.00</u>	<u>1,026.40</u>	<u>1,027.32</u>
LOG2 - LOGIC TOLL OPERATIONS Total					<u>1,026.40</u>	<u>1,027.32</u>	<u>1,026.40</u>	<u>1,027.32</u>	<u>0.00</u>	<u>0.00</u>	<u>2,000,000.00</u>	<u>1,026.40</u>	<u>1,027.32</u>
MB04 - MBIA DRAINAGE													
State Pool													

**Portfolio Position**  
**Ft. Bend County**  
**Effective Interest - Actual Life**  
**Receipts in Period**  
**06/01/17 - 06/30/17**

5

CUSIP	Invest Number	Security Description	Purchase Date	Call Date	Par Value On 06/01/17	Par Value On 06/30/17	Market Val On 06/01/17	Market Val On 06/30/17	Purchase Cost	Sales Proceeds	Original Princ/Cost	Amor Value On 06/01/17	Amor Value On 06/30/17
MB04-MBIA Drainage	AR-0017	State Pool	11/01/08	Open	13,719,569.33	729,173.17	13,719,569.33	729,173.17	0.00	0.00	1,267,218.21	13,719,569.33	729,173.17
State Pool Total					13,719,569.33	729,173.17	13,719,569.33	729,173.17	0.00	0.00	1,267,218.21	13,719,569.33	729,173.17
<b>MB04 - MBIA DRAINAGE Total</b>					<b>13,719,569.33</b>	<b>729,173.17</b>	<b>13,719,569.33</b>	<b>729,173.17</b>	<b>0.00</b>	<b>0.00</b>	<b>1,267,218.21</b>	<b>13,719,569.33</b>	<b>729,173.17</b>
<b>MB02 - MBIA GENERAL</b>													
State Pool													
MB02-MBIA General	AR-0015	State Pool	11/01/08	Open	35,493,955.05	7,511,894.31	35,493,955.05	7,511,894.31	0.00	0.00	17,374,917.83	35,493,955.05	7,511,894.31
State Pool Total					35,493,955.05	7,511,894.31	35,493,955.05	7,511,894.31	0.00	0.00	17,374,917.83	35,493,955.05	7,511,894.31
<b>MB02 - MBIA GENERAL Total</b>					<b>35,493,955.05</b>	<b>7,511,894.31</b>	<b>35,493,955.05</b>	<b>7,511,894.31</b>	<b>0.00</b>	<b>0.00</b>	<b>17,374,917.83</b>	<b>35,493,955.05</b>	<b>7,511,894.31</b>
<b>MB03 - MBIA ROAD &amp; BRIDGE</b>													
State Pool													
MB03-MBIA Road & Bridge	AR-0016	State Pool	11/01/08	Open	14,041,085.47	50,828.07	14,041,085.47	50,828.07	0.00	0.00	2,856,438.24	14,041,085.47	50,828.07
State Pool Total					14,041,085.47	50,828.07	14,041,085.47	50,828.07	0.00	0.00	2,856,438.24	14,041,085.47	50,828.07
<b>MB03 - MBIA ROAD &amp; BRIDGE Total</b>					<b>14,041,085.47</b>	<b>50,828.07</b>	<b>14,041,085.47</b>	<b>50,828.07</b>	<b>0.00</b>	<b>0.00</b>	<b>2,856,438.24</b>	<b>14,041,085.47</b>	<b>50,828.07</b>
<b>MB06 - MBIA TOLL RD OPERATIONS</b>													
State Pool													
MB06-MBIA Toll Rd. Operations	AR-0019	State Pool	11/01/08	Open	8,350,356.17	8,358,105.33	8,350,356.17	8,358,105.33	0.00	0.00	3,143,377.27	8,350,356.17	8,358,105.33
State Pool Total					8,350,356.17	8,358,105.33	8,350,356.17	8,358,105.33	0.00	0.00	3,143,377.27	8,350,356.17	8,358,105.33
<b>MB06 - MBIA TOLL RD OPERATIONS Total</b>					<b>8,350,356.17</b>	<b>8,358,105.33</b>	<b>8,350,356.17</b>	<b>8,358,105.33</b>	<b>0.00</b>	<b>0.00</b>	<b>3,143,377.27</b>	<b>8,350,356.17</b>	<b>8,358,105.33</b>
<b>744 - Mobility Project Bonds 2016</b>													
State Pool													
MB16-MOBILITY BONDS 2016	AR-0045	State Pool	08/31/16	Open	16,174,123.10	186,578.95	16,174,123.10	186,578.95	0.00	0.00	30,000,000.00	16,174,123.10	186,578.95
State Pool Total					16,174,123.10	186,578.95	16,174,123.10	186,578.95	0.00	0.00	30,000,000.00	16,174,123.10	186,578.95
<b>744 - Mobility Project Bonds 2016 Total</b>					<b>16,174,123.10</b>	<b>186,578.95</b>	<b>16,174,123.10</b>	<b>186,578.95</b>	<b>0.00</b>	<b>0.00</b>	<b>30,000,000.00</b>	<b>16,174,123.10</b>	<b>186,578.95</b>
<b>PROS - Prosperity Money Mkt. Accts.</b>													
Money Market													
Prosperity-Money Market Accts.	AR-0009	Money Market	11/30/03	Open	124,097,921.23	289,314,337.25	124,097,921.23	289,314,337.25	0.00	0.00	12,505,577.66	124,097,921.23	289,314,337.25
Money Market Total					124,097,921.23	289,314,337.25	124,097,921.23	289,314,337.25	0.00	0.00	12,505,577.66	124,097,921.23	289,314,337.25
<b>PROS - Prosperity Money Mkt. Accts. Total</b>					<b>124,097,921.23</b>	<b>289,314,337.25</b>	<b>124,097,921.23</b>	<b>289,314,337.25</b>	<b>0.00</b>	<b>0.00</b>	<b>12,505,577.66</b>	<b>124,097,921.23</b>	<b>289,314,337.25</b>
<b>802 - Sr Lien 2016</b>													
State Pool													
MB17 - SR LIEN BOND 2016	AR-0046	State Pool	12/09/16	Open	18,138,747.87	150,075.15	18,138,747.87	150,075.15	0.00	0.00	35,000,000.00	18,138,747.87	150,075.15
State Pool Total					18,138,747.87	150,075.15	18,138,747.87	150,075.15	0.00	0.00	35,000,000.00	18,138,747.87	150,075.15
<b>802 - Sr Lien 2016 Total</b>					<b>18,138,747.87</b>	<b>150,075.15</b>	<b>18,138,747.87</b>	<b>150,075.15</b>	<b>0.00</b>	<b>0.00</b>	<b>35,000,000.00</b>	<b>18,138,747.87</b>	<b>150,075.15</b>
<b>TT05 - TEXAS TERM DRAINAGE</b>													
State Pool													
TT05-TX TERM Drainage	AR-0027	State Pool	11/01/08	Open	336.44	336.67	336.44	336.67	0.00	0.00	109,774.61	336.44	336.67
State Pool Total					336.44	336.67	336.44	336.67	0.00	0.00	109,774.61	336.44	336.67
<b>TT05 - TEXAS TERM DRAINAGE Total</b>					<b>336.44</b>	<b>336.67</b>	<b>336.44</b>	<b>336.67</b>	<b>0.00</b>	<b>0.00</b>	<b>109,774.61</b>	<b>336.44</b>	<b>336.67</b>
<b>TT00 - TEXAS TERM GENERAL</b>													
State Pool													
TT00-TX TERM General	AR-0022	State Pool	11/01/08	Open	1,017.11	1,017.82	1,017.11	1,017.82	0.00	0.00	10,006,437.87	1,017.11	1,017.82
State Pool Total					1,017.11	1,017.82	1,017.11	1,017.82	0.00	0.00	10,006,437.87	1,017.11	1,017.82
<b>TT00 - TEXAS TERM GENERAL Total</b>					<b>1,017.11</b>	<b>1,017.82</b>	<b>1,017.11</b>	<b>1,017.82</b>	<b>0.00</b>	<b>0.00</b>	<b>10,006,437.87</b>	<b>1,017.11</b>	<b>1,017.82</b>
<b>TT04 - TEXAS TERM ROAD &amp; BRIDGE</b>													
State Pool													
TT04-TX TERM Road & Bridge	AR-0026	State Pool	11/01/08	Open	1,014.10	1,014.81	1,014.10	1,014.81	0.00	0.00	10,463.28	1,014.10	1,014.81
State Pool Total					1,014.10	1,014.81	1,014.10	1,014.81	0.00	0.00	10,463.28	1,014.10	1,014.81

**Portfolio Position**  
**Ft. Bend County**  
**Effective Interest - Actual Life**  
**Receipts in Period**  
**06/01/17 - 06/30/17**

CUSIP	Invest Number	Security Description	Purchase Date	Call Date	Par Value On 06/01/17	Par Value On 06/30/17	Market Val On 06/01/17	Market Val On 06/30/17	Purchase Cost	Sales Proceeds	Original Princ/Cost	Amor Value On 06/01/17	Amor Value On 06/30/17
<b>TT04 - TEXAS TERM ROAD &amp; BRIDGE Total</b>					<u>1,014.10</u>	<u>1,014.81</u>	<u>1,014.10</u>	<u>1,014.81</u>	<u>0.00</u>	<u>0.00</u>	<u>10,463.28</u>	<u>1,014.10</u>	<u>1,014.81</u>
<b>TT02 - TEXAS TERM TOLL OPERATIONS</b>													
State Pool													
TT02-TX TERM Toll Rd. Operation	AR-0024	State Pool	11/01/08	Open	<u>1,015.95</u>	<u>1,016.66</u>	<u>1,015.95</u>	<u>1,016.66</u>	<u>0.00</u>	<u>0.00</u>	<u>0.00</u>	<u>1,015.95</u>	<u>1,016.66</u>
<b>State Pool Total</b>					<u>1,015.95</u>	<u>1,016.66</u>	<u>1,015.95</u>	<u>1,016.66</u>	<u>0.00</u>	<u>0.00</u>	<u>0.00</u>	<u>1,015.95</u>	<u>1,016.66</u>
<b>TT02 - TEXAS TERM TOLL OPERATIONS Total</b>					<u>1,015.95</u>	<u>1,016.66</u>	<u>1,015.95</u>	<u>1,016.66</u>	<u>0.00</u>	<u>0.00</u>	<u>0.00</u>	<u>1,015.95</u>	<u>1,016.66</u>
<b>09 - Temporary Holding</b>													
FFCB													
3133EGYX4	16-0004	FFCB 1.08 07/05/19	07/05/16	Open	<u>8,500,000.00</u>	<u>8,500,000.00</u>	<u>8,433,785.00</u>	<u>8,424,690.00</u>	<u>0.00</u>	<u>0.00</u>	<u>8,500,000.00</u>	<u>8,500,000.00</u>	<u>8,500,000.00</u>
<b>FFCB Total</b>					<u>8,500,000.00</u>	<u>8,500,000.00</u>	<u>8,433,785.00</u>	<u>8,424,690.00</u>	<u>0.00</u>	<u>0.00</u>	<u>8,500,000.00</u>	<u>8,500,000.00</u>	<u>8,500,000.00</u>
FHLMC													
3134G9G76	16-0003	FHLMC 0.80 06/29/18	06/30/16	Open	<u>14,500,000.00</u>	<u>14,500,000.00</u>	<u>14,425,615.00</u>	<u>14,423,005.00</u>	<u>0.00</u>	<u>0.00</u>	<u>14,500,000.00</u>	<u>14,500,000.00</u>	<u>14,500,000.00</u>
3134G9H42	16-0002	FHLMC 0.70 12/29/17	06/30/16	Open	<u>10,000,000.00</u>	<u>10,000,000.00</u>	<u>9,972,800.00</u>	<u>9,975,000.00</u>	<u>0.00</u>	<u>0.00</u>	<u>10,000,000.00</u>	<u>10,000,000.00</u>	<u>10,000,000.00</u>
3137EABA3	16-0001	FHLMC 0.75 04/09/18	06/29/16	Open	<u>6,000,000.00</u>	<u>6,000,000.00</u>	<u>5,977,740.00</u>	<u>5,977,500.00</u>	<u>0.00</u>	<u>0.00</u>	<u>6,007,505.28</u>	<u>6,003,627.24</u>	<u>6,003,274.64</u>
<b>FHLMC Total</b>					<u>30,500,000.00</u>	<u>30,500,000.00</u>	<u>30,376,155.00</u>	<u>30,375,505.00</u>	<u>0.00</u>	<u>0.00</u>	<u>30,507,505.28</u>	<u>30,503,627.24</u>	<u>30,503,274.64</u>
Money Market													
Prosperity-Money Market Accts.	AR-0009	Money Market	11/30/03	Open	<u>0.00</u>	<u>0.00</u>	<u>0.00</u>	<u>0.00</u>	<u>0.00</u>	<u>0.00</u>	<u>0.00</u>	<u>0.00</u>	<u>0.00</u>
<b>Money Market Total</b>					<u>0.00</u>	<u>0.00</u>	<u>0.00</u>	<u>0.00</u>	<u>0.00</u>	<u>0.00</u>	<u>0.00</u>	<u>0.00</u>	<u>0.00</u>
<b>09 - Temporary Holding Total</b>					<u>39,000,000.00</u>	<u>39,000,000.00</u>	<u>38,809,940.00</u>	<u>38,800,195.00</u>	<u>0.00</u>	<u>0.00</u>	<u>39,007,505.28</u>	<u>39,003,627.24</u>	<u>39,003,274.64</u>
<b>Combined Port</b>													
FFCB													
3133EGYX4	16-0004	FFCB 1.08 07/05/19	07/05/16	Open	<u>8,500,000.00</u>	<u>8,500,000.00</u>	<u>8,433,785.00</u>	<u>8,424,690.00</u>	<u>0.00</u>	<u>0.00</u>	<u>8,500,000.00</u>	<u>8,500,000.00</u>	<u>8,500,000.00</u>
<b>FFCB Total</b>					<u>8,500,000.00</u>	<u>8,500,000.00</u>	<u>8,433,785.00</u>	<u>8,424,690.00</u>	<u>0.00</u>	<u>0.00</u>	<u>8,500,000.00</u>	<u>8,500,000.00</u>	<u>8,500,000.00</u>
FHLMC													
3134G9G76	16-0003	FHLMC 0.80 06/29/18	06/30/16	Open	<u>14,500,000.00</u>	<u>14,500,000.00</u>	<u>14,425,615.00</u>	<u>14,423,005.00</u>	<u>0.00</u>	<u>0.00</u>	<u>14,500,000.00</u>	<u>14,500,000.00</u>	<u>14,500,000.00</u>
3134G9H42	16-0002	FHLMC 0.70 12/29/17	06/30/16	Open	<u>10,000,000.00</u>	<u>10,000,000.00</u>	<u>9,972,800.00</u>	<u>9,975,000.00</u>	<u>0.00</u>	<u>0.00</u>	<u>10,000,000.00</u>	<u>10,000,000.00</u>	<u>10,000,000.00</u>
3137EABA3	16-0001	FHLMC 0.75 04/09/18	06/29/16	Open	<u>6,000,000.00</u>	<u>6,000,000.00</u>	<u>5,977,740.00</u>	<u>5,977,500.00</u>	<u>0.00</u>	<u>0.00</u>	<u>6,007,505.28</u>	<u>6,003,627.24</u>	<u>6,003,274.64</u>
<b>FHLMC Total</b>					<u>30,500,000.00</u>	<u>30,500,000.00</u>	<u>30,376,155.00</u>	<u>30,375,505.00</u>	<u>0.00</u>	<u>0.00</u>	<u>30,507,505.28</u>	<u>30,503,627.24</u>	<u>30,503,274.64</u>
Money Market													
Prosperity-Money Market Accts.	AR-0009	Money Market	11/30/03	Open	<u>124,097,921.23</u>	<u>289,314,337.25</u>	<u>124,097,921.23</u>	<u>289,314,337.25</u>	<u>0.00</u>	<u>0.00</u>	<u>12,505,577.66</u>	<u>124,097,921.23</u>	<u>289,314,337.25</u>
<b>Money Market Total</b>					<u>124,097,921.23</u>	<u>289,314,337.25</u>	<u>124,097,921.23</u>	<u>289,314,337.25</u>	<u>0.00</u>	<u>0.00</u>	<u>12,505,577.66</u>	<u>124,097,921.23</u>	<u>289,314,337.25</u>
State Pool													
LOG1-Logic- General	AR-0028	State Pool	11/10/08	Open	<u>70,228,931.55</u>	<u>20,281,295.49</u>	<u>70,228,931.55</u>	<u>20,281,295.49</u>	<u>0.00</u>	<u>0.00</u>	<u>10,000,000.00</u>	<u>70,228,931.55</u>	<u>20,281,295.49</u>
LOG2-Logic-Toll Rd.Operations	AR-0029	State Pool	11/10/08	Open	<u>1,026.40</u>	<u>1,027.32</u>	<u>1,026.40</u>	<u>1,027.32</u>	<u>0.00</u>	<u>0.00</u>	<u>2,000,000.00</u>	<u>1,026.40</u>	<u>1,027.32</u>
LOG5-Logic-Drainage	AR-0032	State Pool	11/10/08	Open	<u>1,020.01</u>	<u>1,020.93</u>	<u>1,020.01</u>	<u>1,020.93</u>	<u>0.00</u>	<u>0.00</u>	<u>500,000.00</u>	<u>1,020.01</u>	<u>1,020.93</u>
LOG8-Logic-Road & Bridge	AR-0035	State Pool	11/10/08	Open	<u>1,020.43</u>	<u>1,021.35</u>	<u>1,020.43</u>	<u>1,021.35</u>	<u>0.00</u>	<u>0.00</u>	<u>1,000,000.00</u>	<u>1,020.43</u>	<u>1,021.35</u>
MB02-MBIA General	AR-0015	State Pool	11/01/08	Open	<u>35,493,955.05</u>	<u>7,511,894.31</u>	<u>35,493,955.05</u>	<u>7,511,894.31</u>	<u>0.00</u>	<u>0.00</u>	<u>17,374,917.83</u>	<u>35,493,955.05</u>	<u>7,511,894.31</u>
MB03-MBIA Road & Bridge	AR-0016	State Pool	11/01/08	Open	<u>14,041,085.47</u>	<u>50,828.07</u>	<u>14,041,085.47</u>	<u>50,828.07</u>	<u>0.00</u>	<u>0.00</u>	<u>2,856,438.24</u>	<u>14,041,085.47</u>	<u>50,828.07</u>
MB04-MBIA Drainage	AR-0017	State Pool	11/01/08	Open	<u>13,719,569.33</u>	<u>729,173.17</u>	<u>13,719,569.33</u>	<u>729,173.17</u>	<u>0.00</u>	<u>0.00</u>	<u>1,267,218.21</u>	<u>13,719,569.33</u>	<u>729,173.17</u>
MB06-MBIA Toll Rd. Operations	AR-0019	State Pool	11/01/08	Open	<u>8,350,356.17</u>	<u>8,358,105.33</u>	<u>8,350,356.17</u>	<u>8,358,105.33</u>	<u>0.00</u>	<u>0.00</u>	<u>3,143,377.27</u>	<u>8,350,356.17</u>	<u>8,358,105.33</u>
MB12-MBIA ESD 100 AGREEMENT	AR-0041	State Pool	08/31/16	Open	<u>3,927,313.78</u>	<u>930,479.51</u>	<u>3,927,313.78</u>	<u>930,479.51</u>	<u>0.00</u>	<u>0.00</u>	<u>3,900,000.00</u>	<u>3,927,313.78</u>	<u>930,479.51</u>
MB13-MBIA ASSISTANCE DIST #1	AR-0042	State Pool	08/31/16	Open	<u>12,076,699.72</u>	<u>85,991.55</u>	<u>12,076,699.72</u>	<u>85,991.55</u>	<u>0.00</u>	<u>0.00</u>	<u>10,000,000.00</u>	<u>12,076,699.72</u>	<u>85,991.55</u>
MB14-MBIA GR PARKWAY OPERATIONS	AR-0043	State Pool	08/31/16	Open	<u>4,555,853.71</u>	<u>4,560,081.56</u>	<u>4,555,853.71</u>	<u>4,560,081.56</u>	<u>0.00</u>	<u>0.00</u>	<u>8,500,000.00</u>	<u>4,555,853.71</u>	<u>4,560,081.56</u>
MB15-FACILITIES BONDS 2016	AR-0044	State Pool	08/31/16	Open	<u>25,206,824.10</u>	<u>223,870.12</u>	<u>25,206,824.10</u>	<u>223,870.12</u>	<u>0.00</u>	<u>0.00</u>	<u>30,000,000.00</u>	<u>25,206,824.10</u>	<u>223,870.12</u>
MB16-MOBILITY BONDS 2016	AR-0045	State Pool	08/31/16	Open	<u>16,174,123.10</u>	<u>186,578.95</u>	<u>16,174,123.10</u>	<u>186,578.95</u>	<u>0.00</u>	<u>0.00</u>	<u>30,000,000.00</u>	<u>16,174,123.10</u>	<u>186,578.95</u>
MB17 - SR LIEN BOND 2016	AR-0046	State Pool	12/09/16	Open	<u>18,138,747.87</u>	<u>150,075.15</u>	<u>18,138,747.87</u>	<u>150,075.15</u>	<u>0.00</u>	<u>0.00</u>	<u>35,000,000.00</u>	<u>18,138,747.87</u>	<u>150,075.15</u>
TT00-TX TERM General	AR-0022	State Pool	11/01/08	Open	<u>1,017.11</u>	<u>1,017.82</u>	<u>1,017.11</u>	<u>1,017.82</u>	<u>0.00</u>	<u>0.00</u>	<u>10,006,437.87</u>	<u>1,017.11</u>	<u>1,017.82</u>

**Portfolio Position**  
**Ft. Bend County**  
 Effective Interest - Actual Life  
 Receipts in Period  
 06/01/17 - 06/30/17

7

CUSIP	Invest Number	Security Description	Purchase Date	Call Date	Par Value On 06/01/17	Par Value On 06/30/17	Market Val On 06/01/17	Market Val On 06/30/17	Purchase Cost	Sales Proceeds	Original Princ/Cost	Amor Value On 06/01/17	Amor Value On 06/30/17
TT02-TX TERM Toll Rd. Operation	AR-0024	State Pool	11/01/08	Open	1,015.95	1,016.66	1,015.95	1,016.66	0.00	0.00	0.00	1,015.95	1,016.66
TT04-TX TERM Road & Bridge	AR-0026	State Pool	11/01/08	Open	1,014.10	1,014.81	1,014.10	1,014.81	0.00	0.00	10,463.28	1,014.10	1,014.81
TT05-TX TERM Drainage	AR-0027	State Pool	11/01/08	Open	<u>336.44</u>	<u>336.67</u>	<u>336.44</u>	<u>336.67</u>	0.00	0.00	<u>109,774.61</u>	<u>336.44</u>	<u>336.67</u>
<b>State Pool Total</b>					<u>221,919,910.29</u>	<u>43,074,828.77</u>	<u>221,919,910.29</u>	<u>43,074,828.77</u>	<u>0.00</u>	<u>0.00</u>	<u>165,668,627.31</u>	<u>221,919,910.29</u>	<u>43,074,828.77</u>
<b>Combined Port Total</b>					<u>385,017,831.52</u>	<u>371,389,166.02</u>	<u>384,827,771.52</u>	<u>371,189,361.02</u>	<u>0.00</u>	<u>0.00</u>	<u>217,181,710.25</u>	<u>385,021,458.76</u>	<u>371,392,440.66</u>

# Earnings and Yields Summary

8

## Ft. Bend County Effective Interest - Actual Life Receipts in Period 06/01/17 - 06/30/17

Security Description	06/01/17 06/07/17	06/08/17 06/14/17	06/15/17 06/21/17	06/22/17 06/28/17	06/29/17 06/30/17	06/01/17 06/30/17
<b>Combined Port</b>						
FFCB	1,785.00	1,785.00	1,785.00	1,785.00	510.00	7,650.00
FHLMC	4,409.40	4,409.39	4,409.39	4,409.39	1,259.83	18,897.40
Money Market	36,804.84	36,804.83	36,804.83	36,804.83	18,621.31	165,840.64
State Pool	<u>50,098.20</u>	<u>44,404.67</u>	<u>43,455.74</u>	<u>14,223.56</u>	<u>2,736.31</u>	<u>154,918.48</u>
<b>Port Total</b>	<b><u>93,097.44</u></b>	<b><u>87,403.89</u></b>	<b><u>86,454.96</u></b>	<b><u>57,222.78</u></b>	<b><u>23,127.45</u></b>	<b><u>347,306.52</u></b>
<b>Combined Port</b>						
FFCB	1.0800	1.0800	1.0800	1.0800	1.0800	1.0800
FHLMC	0.7434	0.7434	0.7434	0.7434	0.7434	0.7434
Money Market	1.5464	1.5464	1.5464	1.5464	1.6447	1.5569
State Pool	<u>1.1771</u>	<u>1.1749</u>	<u>1.1745</u>	<u>1.1526</u>	<u>1.1614</u>	<u>1.1732</u>
<b>Port Total</b>	<b><u>1.2590</u></b>	<b><u>1.2635</u></b>	<b><u>1.2643</u></b>	<b><u>1.3087</u></b>	<b><u>1.4596</u></b>	<b><u>1.2812</u></b>



**Maturity Aging**  
**Ft. Bend County**  
 Effective Interest - Actual Life  
 Receipts in Period  
 06/30/17

9

CUSIP	Invest Number	Security Description	Purchase Date	Days to Maturity	Yield Matur
<b>0 - 30 Days</b>					
LOG1-Logic- General	AR-0028	State Pool	11/10/08	1	1.1333
LOG2-Logic-Toll Rd.Operations	AR-0029	State Pool	11/10/08	1	1.1333
LOG5-Logic-Drainage	AR-0032	State Pool	11/10/08	1	1.1333
LOG8-Logic-Road & Bridge	AR-0035	State Pool	11/10/08	1	1.1333
MB02-MBIA General	AR-0015	State Pool	11/01/08	1	1.1300
MB03-MBIA Road & Bridge	AR-0016	State Pool	11/01/08	1	1.1300
MB04-MBIA Drainage	AR-0017	State Pool	11/01/08	1	1.1300
MB06-MBIA Toll Rd. Operations	AR-0019	State Pool	11/01/08	1	1.1300
MB12-MBIA ESD 100 AGREEMENT	AR-0041	State Pool	08/31/16	1	1.1300
MB13-MBIA ASSISTANCE DIST #1	AR-0042	State Pool	08/31/16	1	1.1300
MB14-MBIA GR PARKWAY OPERATIONS	AR-0043	State Pool	08/31/16	1	1.1300
MB15-FACILITIES BONDS 2016	AR-0044	State Pool	08/31/16	1	1.1300
MB16-MOBILITY BONDS 2016	AR-0045	State Pool	08/31/16	1	1.1300
MB17 - SR LIEN BOND 2016	AR-0046	State Pool	12/09/16	1	1.1300
Prosperity-Money Market Accts.	AR-0009	Money Market	11/30/03	1	1.2250
TT00-TX TERM General	AR-0022	State Pool	11/01/08	1	0.8500
TT02-TX TERM Toll Rd. Operation	AR-0024	State Pool	11/01/08	1	0.8500
TT04-TX TERM Road & Bridge	AR-0026	State Pool	11/01/08	1	0.8500
TT05-TX TERM Drainage	AR-0027	State Pool	11/01/08	1	0.8500
<b>0 - 30 Days Total</b>				<b><u>1</u></b>	<b><u>1.2129</u></b>
<b>91 - 180 Days</b>					
3134G9H42	16-0002	FHLMC 0.70 12/29/17	06/30/16	<u>179</u>	<u>0.7000</u>
<b>91 - 180 Days Total</b>				<b><u>179</u></b>	<b><u>0.7000</u></b>
<b>181 - 364 Days</b>					
3134G9G76	16-0003	FHLMC 0.80 06/29/18	06/30/16	359	0.8000
3137EAEA3	16-0001	FHLMC 0.75 04/09/18	06/29/16	<u>279</u>	<u>0.6790</u>
<b>181 - 364 Days Total</b>				<b><u>336</u></b>	<b><u>0.7646</u></b>
<b>1 - 4 Years</b>					
3133EGJX4	16-0004	FFCB 1.08 07/05/19	07/05/16	<u>735</u>	<u>1.0800</u>
<b>1 - 4 Years Total</b>				<b><u>735</u></b>	<b><u>1.0800</u></b>
<b>Investment Total</b>				<b><u>42</u></b>	<b><u>1.1707</u></b>

**Activity Statement**  
**Ft. Bend County**  
**Effective Interest - Actual Life**  
**Receipts in Period**  
**06/01/17 - 06/30/17**

10

Purchase Date	Sale Date	CUSIP	Invest Number	Security Description	Amor Value On 06/01/17	Changes In Principal	Purchase Cost	Sales Proceeds	Purchased Interest	Int/Div Rec In the Perd	Amor Value On 06/30/17
<b>FFCB</b>											
07/05/16	Open	3133EGJX4	16-0004	FFCB 1.08 07/05/19	8,500,000.00	0.00	0.00	0.00	0.00	0.00	8,500,000.00
<b>FFCB Total</b>					<u>8,500,000.00</u>	<u>0.00</u>	<u>0.00</u>	<u>0.00</u>	<u>0.00</u>	<u>0.00</u>	<u>8,500,000.00</u>
<b>FHLMC</b>											
06/29/16	Open	3137EAEA3	16-0001	FHLMC 0.75 04/09/18	6,003,627.24	0.00	0.00	0.00	0.00	0.00	6,003,274.64
06/30/16	Open	3134G9H42	16-0002	FHLMC 0.70 12/29/17	10,000,000.00	0.00	0.00	0.00	0.00	0.00	10,000,000.00
06/30/16	Open	3134G9G76	16-0003	FHLMC 0.80 06/29/18	14,500,000.00	0.00	0.00	0.00	0.00	0.00	14,500,000.00
<b>FHLMC Total</b>					<u>30,503,627.24</u>	<u>0.00</u>	<u>0.00</u>	<u>0.00</u>	<u>0.00</u>	<u>0.00</u>	<u>30,503,274.64</u>
<b>Money Market</b>											
11/30/03	Open	Prosperity-Money Market Accts.	AR-0009	Money Market	124,097,921.23	165,216,416.02	0.00	0.00	0.00	165,840.64	289,314,337.25
<b>Money Market Total</b>					<u>124,097,921.23</u>	<u>165,216,416.02</u>	<u>0.00</u>	<u>0.00</u>	<u>0.00</u>	<u>165,840.64</u>	<u>289,314,337.25</u>
<b>State Pool</b>											
11/01/08	Open	MB02-MBIA General	AR-0015	State Pool	35,493,955.05	-27,982,060.74	0.00	0.00	0.00	17,939.26	7,511,894.31
11/01/08	Open	MB03-MBIA Road & Bridge	AR-0016	State Pool	14,041,085.47	-13,990,257.40	0.00	0.00	0.00	9,742.60	50,828.07
11/01/08	Open	MB04-MBIA Drainage	AR-0017	State Pool	13,719,569.33	-12,990,396.16	0.00	0.00	0.00	9,603.84	729,173.17
11/01/08	Open	MB06-MBIA Toll Rd. Operations	AR-0019	State Pool	8,350,356.17	7,749.16	0.00	0.00	0.00	7,749.16	8,358,105.33
11/01/08	Open	TT00-TX TERM General	AR-0022	State Pool	1,017.11	0.71	0.00	0.00	0.00	0.71	1,017.82
11/01/08	Open	TT02-TX TERM Toll Rd. Operation	AR-0024	State Pool	1,015.95	0.71	0.00	0.00	0.00	0.71	1,016.66
11/01/08	Open	TT04-TX TERM Road & Bridge	AR-0026	State Pool	1,014.10	0.71	0.00	0.00	0.00	0.71	1,014.81
11/01/08	Open	TT05-TX TERM Drainage	AR-0027	State Pool	336.44	0.23	0.00	0.00	0.00	0.23	336.67
11/10/08	Open	LOG1-Logic- General	AR-0028	State Pool	70,228,931.55	-49,947,636.06	0.00	0.00	0.00	52,363.94	20,281,295.49
11/10/08	Open	LOG2-Logic-Toll Rd.Operations	AR-0029	State Pool	1,026.40	0.92	0.00	0.00	0.00	0.92	1,027.32
11/10/08	Open	LOG5-Logic-Drainage	AR-0032	State Pool	1,020.01	0.92	0.00	0.00	0.00	0.92	1,020.93
11/10/08	Open	LOG8-Logic-Road & Bridge	AR-0035	State Pool	1,020.43	0.92	0.00	0.00	0.00	0.92	1,021.35
08/31/16	Open	MB12-MBIA ESD 100 AGREEMENT	AR-0041	State Pool	3,927,313.78	-2,996,834.27	0.00	0.00	0.00	3,165.73	930,479.51
08/31/16	Open	MB13-MBIA ASSISTANCE DIST #1	AR-0042	State Pool	12,076,699.72	-11,990,708.17	0.00	0.00	0.00	9,291.83	85,991.55
08/31/16	Open	MB14-MBIA GR PARKWAY OPERATIONS	AR-0043	State Pool	4,555,853.71	4,227.85	0.00	0.00	0.00	4,227.85	4,560,081.56
08/31/16	Open	MB15-FACILITIES BONDS 2016	AR-0044	State Pool	25,206,824.10	-24,982,953.98	0.00	0.00	0.00	17,046.02	223,870.12
08/31/16	Open	MB16-MOBILITY BONDS 2016	AR-0045	State Pool	16,174,123.10	-15,987,544.15	0.00	0.00	0.00	12,455.85	186,578.95
12/09/16	Open	MB17 - SR LIEN BOND 2016	AR-0046	State Pool	18,138,747.87	-17,988,672.72	0.00	0.00	0.00	11,327.28	150,075.15
<b>State Pool Total</b>					<u>221,919,910.29</u>	<u>-178,845,081.52</u>	<u>0.00</u>	<u>0.00</u>	<u>0.00</u>	<u>154,918.48</u>	<u>43,074,828.77</u>
<b>Investment Total</b>					<u>385,021,458.76</u>	<u>-13,628,665.50</u>	<u>0.00</u>	<u>0.00</u>	<u>0.00</u>	<u>320,759.12</u>	<u>371,392,440.66</u>

**Interest Accrual**  
**Ft. Bend County**  
**Effective Interest - Actual Life**  
**Receipts in Period**  
**06/01/17 - 06/30/17**

CUSIP	Invest Number	Security Description	Purchase Date	Sale Date	Yield Earned	Ending Par Val/Shares	Ending Amor Val/Cost	Purchased Interest	Int/Div Rec In the Perd	Int/Div Accrued In the Perd	PTD Purch Received	Int/Div Rec Purch/Date	Int/Div Accrued Purch/Date	
<b>FFCB</b>														
3133EGJX4	16-0004	FFCB 1.08 07/05/19	07/05/16	Open	1.0800	8,500,000.00	8,500,000.00	0.00	0.00	7,650.00	0.00	0.00	92,055.00	
<b>FFCB Total</b>						<u>1.0800</u>	<u>8,500,000.00</u>	<u>8,500,000.00</u>	<u>0.00</u>	<u>0.00</u>	<u>7,650.00</u>	<u>0.00</u>	<u>92,055.00</u>	
<b>FHLMC</b>														
3134G9H42	16-0002	FHLMC 0.70 12/29/17	06/30/16	Open	0.7000	10,000,000.00	10,000,000.00	0.00	0.00	5,833.33	0.00	0.00	70,194.44	
3137EAEA3	16-0001	FHLMC 0.75 04/09/18	06/29/16	Open	0.6790	6,000,000.00	6,003,274.64	0.00	0.00	3,750.00	0.00	0.00	45,250.00	
3134G9G76	16-0003	FHLMC 0.80 06/29/18	06/30/16	Open	0.8000	14,500,000.00	14,500,000.00	0.00	0.00	9,666.67	0.00	0.00	116,322.22	
<b>FHLMC Total</b>						<u>0.7434</u>	<u>30,500,000.00</u>	<u>30,503,274.64</u>	<u>0.00</u>	<u>0.00</u>	<u>19,250.00</u>	<u>0.00</u>	<u>231,766.66</u>	
<b>Money Market</b>														
Prosperity-Money Market Accts.			AR-0009	Money Market	11/30/03	Open	1.5569	289,314,337.25	289,314,337.25	0.00	165,840.64	0.00	0.00	25,899,444.47
<b>Money Market Total</b>							<u>1.5569</u>	<u>289,314,337.25</u>	<u>289,314,337.25</u>	<u>0.00</u>	<u>165,840.64</u>	<u>0.00</u>	<u>25,899,444.47</u>	<u>0.00</u>
<b>State Pool</b>														
MB02-MBIA General	AR-0015	State Pool	11/01/08	Open	1.1675	7,511,894.31	7,511,894.31	0.00	17,939.26	0.00	0.00	241,244.68	0.00	
MB03-MBIA Road & Bridge	AR-0016	State Pool	11/01/08	Open	1.2644	50,828.07	50,828.07	0.00	9,742.60	0.00	0.00	91,567.22	0.00	
MB04-MBIA Drainage	AR-0017	State Pool	11/01/08	Open	1.2537	729,173.17	729,173.17	0.00	9,603.84	0.00	0.00	86,501.08	0.00	
MB06-MBIA Toll Rd. Operations	AR-0019	State Pool	11/01/08	Open	1.1290	8,358,105.33	8,358,105.33	0.00	7,749.16	0.00	0.00	74,042.13	0.00	
TT00-TX TERM General	AR-0022	State Pool	11/01/08	Open	0.8493	1,017.82	1,017.82	0.00	0.71	0.00	0.00	21,402.59	0.00	
TT02-TX TERM Toll Rd. Operation	AR-0024	State Pool	11/01/08	Open	0.8503	1,016.66	1,016.66	0.00	0.71	0.00	0.00	17,946.56	0.00	
TT04-TX TERM Road & Bridge	AR-0026	State Pool	11/01/08	Open	0.8518	1,014.81	1,014.81	0.00	0.71	0.00	0.00	8,222.09	0.00	
TT05-TX TERM Drainage	AR-0027	State Pool	11/01/08	Open	0.8317	336.67	336.67	0.00	0.23	0.00	0.00	5,015.94	0.00	
LOG1-Logic- General	AR-0028	State Pool	11/10/08	Open	1.1197	20,281,295.49	20,281,295.49	0.00	52,363.94	0.00	0.00	330,301.07	0.00	
LOG2-Logic-Toll Rd.Operations	AR-0029	State Pool	11/10/08	Open	1.0905	1,027.32	1,027.32	0.00	0.92	0.00	0.00	62,358.40	0.00	
LOG5-Logic-Drainage	AR-0032	State Pool	11/10/08	Open	1.0973	1,020.93	1,020.93	0.00	0.92	0.00	0.00	3,264.70	0.00	
LOG8-Logic-Road & Bridge	AR-0035	State Pool	11/10/08	Open	1.0969	1,021.35	1,021.35	0.00	0.92	0.00	0.00	6,508.87	0.00	
MB12-MBIA ESD 100 AGREEMENT	AR-0041	State Pool	08/31/16	Open	1.2316	930,479.51	930,479.51	0.00	3,165.73	0.00	0.00	30,479.51	0.00	
MB13-MBIA ASSISTANCE DIST #1	AR-0042	State Pool	08/31/16	Open	1.2735	85,991.55	85,991.55	0.00	9,291.83	0.00	0.00	85,991.55	0.00	
MB14-MBIA GR PARKWAY OPERATIONS	AR-0043	State Pool	08/31/16	Open	1.1290	4,560,081.56	4,560,081.56	0.00	4,227.85	0.00	0.00	60,076.08	0.00	
MB15-FACILITIES BONDS 2016	AR-0044	State Pool	08/31/16	Open	1.1186	223,870.12	223,870.12	0.00	17,046.02	0.00	0.00	223,850.79	0.00	
MB16-MOBILITY BONDS 2016	AR-0045	State Pool	08/31/16	Open	1.2727	186,578.95	186,578.95	0.00	12,455.85	0.00	0.00	186,578.95	0.00	
MB17 - SR LIEN BOND 2016	AR-0046	State Pool	12/09/16	Open	1.2522	150,075.15	150,075.15	0.00	11,327.28	0.00	0.00	150,075.15	0.00	
<b>State Pool Total</b>							<u>1.1732</u>	<u>43,074,828.77</u>	<u>43,074,828.77</u>	<u>0.00</u>	<u>154,918.48</u>	<u>0.00</u>	<u>1,685,427.36</u>	<u>0.00</u>
<b>Investment Total</b>							<u>1.2812</u>	<u>371,389,166.02</u>	<u>371,392,440.66</u>	<u>0.00</u>	<u>320,759.12</u>	<u>26,900.00</u>	<u>27,584,871.83</u>	<u>323,821.66</u>

# Premium/Discount Amortization

## Ft. Bend County

### Effective Interest - Actual Life

#### Receipts in Period

#### 06/01/17 - 06/30/17

12

CUSIP	Invest Number	Security Description	Purchase Date	Amortiz Date	Yield Earned	Beginning Par Val/Shares	Beginning Unamor Val/Cost	Premium Discount	Ending Par Val/Shares	Ending Amor Val/Cost	Unamor Prem/Dscnt	Amortization In the Perd	Amortization Purch/Date
<b>FFCB</b>													
3133EGJX4	16-0004	FFCB 1.08 07/05/19	07/05/16	07/05/19	1.0800	8,500,000.00	8,500,000.00	0.00	8,500,000.00	8,500,000.00	0.00	0.00	0.00
<b>FFCB Total</b>						<u>1.0800</u>	<u>8,500,000.00</u>	<u>8,500,000.00</u>	<u>0.00</u>	<u>8,500,000.00</u>	<u>8,500,000.00</u>	<u>0.00</u>	<u>0.00</u>
<b>FHLMC</b>													
3134G9H42	16-0002	FHLMC 0.70 12/29/17	06/30/16	12/29/17	0.7000	10,000,000.00	10,000,000.00	0.00	10,000,000.00	10,000,000.00	0.00	0.00	0.00
3137EAEA3	16-0001	FHLMC 0.75 04/09/18	06/29/16	04/09/18	0.6790	6,000,000.00	6,007,505.28	-7,505.28	6,000,000.00	6,003,274.64	-3,274.64	-352.60	-4,230.64
3134G9G76	16-0003	FHLMC 0.80 06/29/18	06/30/16	06/29/18	0.8000	14,500,000.00	14,500,000.00	0.00	14,500,000.00	14,500,000.00	0.00	0.00	0.00
<b>FHLMC Total</b>						<u>0.7434</u>	<u>30,500,000.00</u>	<u>30,507,505.28</u>	<u>-7,505.28</u>	<u>30,500,000.00</u>	<u>30,503,274.64</u>	<u>-3,274.64</u>	<u>-352.60</u>
<b>Money Market</b>													
Prosperity-Money Market Accts.		AR-0009	Money Market	11/30/03	Open	1.5569	124,097,921.23	124,097,921.23	0.00	289,314,337.25	289,314,337.25	0.00	0.00
<b>Money Market Total</b>						<u>1.5569</u>	<u>124,097,921.23</u>	<u>124,097,921.23</u>	<u>0.00</u>	<u>289,314,337.25</u>	<u>289,314,337.25</u>	<u>0.00</u>	<u>0.00</u>
<b>State Pool</b>													
MB02-MBIA General	AR-0015	State Pool	11/01/08	Open	1.1675	35,493,955.05	35,493,955.05	0.00	7,511,894.31	7,511,894.31	0.00	0.00	0.00
MB03-MBIA Road & Bridge	AR-0016	State Pool	11/01/08	Open	1.2644	14,041,085.47	14,041,085.47	0.00	50,828.07	50,828.07	0.00	0.00	0.00
MB04-MBIA Drainage	AR-0017	State Pool	11/01/08	Open	1.2537	13,719,569.33	13,719,569.33	0.00	729,173.17	729,173.17	0.00	0.00	0.00
MB06-MBIA Toll Rd. Operations	AR-0019	State Pool	11/01/08	Open	1.1290	8,350,356.17	8,350,356.17	0.00	8,358,105.33	8,358,105.33	0.00	0.00	0.00
TT00-TX TERM General	AR-0022	State Pool	11/01/08	Open	0.8493	1,017.11	1,017.11	0.00	1,017.82	1,017.82	0.00	0.00	0.00
TT02-TX TERM Toll Rd. Operation	AR-0024	State Pool	11/01/08	Open	0.8503	1,015.95	1,015.95	0.00	1,016.66	1,016.66	0.00	0.00	0.00
TT04-TX TERM Road & Bridge	AR-0026	State Pool	11/01/08	Open	0.8518	1,014.10	1,014.10	0.00	1,014.81	1,014.81	0.00	0.00	0.00
TT05-TX TERM Drainage	AR-0027	State Pool	11/01/08	Open	0.8317	336.44	336.44	0.00	336.67	336.67	0.00	0.00	0.00
LOG1-Logic- General	AR-0028	State Pool	11/10/08	Open	1.1197	70,228,931.55	70,228,931.55	0.00	20,281,295.49	20,281,295.49	0.00	0.00	0.00
LOG2-Logic-Toll Rd.Operations	AR-0029	State Pool	11/10/08	Open	1.0905	1,026.40	1,026.40	0.00	1,027.32	1,027.32	0.00	0.00	0.00
LOG5-Logic-Drainage	AR-0032	State Pool	11/10/08	Open	1.0973	1,020.01	1,020.01	0.00	1,020.93	1,020.93	0.00	0.00	0.00
LOG8-Logic-Road & Bridge	AR-0035	State Pool	11/10/08	Open	1.0969	1,020.43	1,020.43	0.00	1,021.35	1,021.35	0.00	0.00	0.00
MB12-MBIA ESD 100 AGREEMENT	AR-0041	State Pool	08/31/16	Open	1.2316	3,927,313.78	3,927,313.78	0.00	930,479.51	930,479.51	0.00	0.00	0.00
MB13-MBIA ASSISTANCE DIST #1	AR-0042	State Pool	08/31/16	Open	1.2735	12,076,699.72	12,076,699.72	0.00	85,991.55	85,991.55	0.00	0.00	0.00
MB14-MBIA GR PARKWAY OPERATIONS	AR-0043	State Pool	08/31/16	Open	1.1290	4,555,853.71	4,555,853.71	0.00	4,560,081.56	4,560,081.56	0.00	0.00	0.00
MB15-FACILITIES BONDS 2016	AR-0044	State Pool	08/31/16	Open	1.1186	25,206,824.10	25,206,824.10	0.00	223,870.12	223,870.12	0.00	0.00	0.00
MB16-MOBILITY BONDS 2016	AR-0045	State Pool	08/31/16	Open	1.2727	16,174,123.10	16,174,123.10	0.00	186,578.95	186,578.95	0.00	0.00	0.00
MB17 - SR LIEN BOND 2016	AR-0046	State Pool	12/09/16	Open	1.2522	18,138,747.87	18,138,747.87	0.00	150,075.15	150,075.15	0.00	0.00	0.00
<b>State Pool Total</b>						<u>1.1732</u>	<u>221,919,910.29</u>	<u>221,919,910.29</u>	<u>0.00</u>	<u>43,074,828.77</u>	<u>43,074,828.77</u>	<u>0.00</u>	<u>0.00</u>
<b>Investment Total</b>						<u>1.2812</u>	<u>385,017,831.52</u>	<u>385,025,336.80</u>	<u>-7,505.28</u>	<u>371,389,166.02</u>	<u>371,392,440.66</u>	<u>-3,274.64</u>	<u>-352.60</u>

# Open Investments

## Ft. Bend County

### Effective Interest - Actual Life

### Receipts in Period

### 06/30/17

CUSIP	Invest Number	Security Description	Invest Class	Purchase Date	Call Date	Purchase Institut	SafeKeep Institut	Issuing Institut	Yield Matur	Yield Call	Original Unit Cost	Original Par Val/Shares	Original Princ/Cost	Orig Prem Discount	Ending Unit Price	Ending Par Val/Shares	Ending Amor Val/Cost	Unamor Prem/Dscnt
<b>FFCB</b>																		
3133BGTX4	16-0004	FFCB 1.08 07/05/19		07/05/16	Open	700	100	None	1.0800	1.0800	1.000000	8,500,000.00	8,500,000.00	0.00	1.000000	8,500,000.00	8,500,000.00	0.00
<b>FFCB Total</b>									<u>1.0800</u>	<u>1.0800</u>	<u>1.000000</u>	<u>8,500,000.00</u>	<u>8,500,000.00</u>	<u>0.00</u>	<u>1.000000</u>	<u>8,500,000.00</u>	<u>8,500,000.00</u>	<u>0.00</u>
<b>FHLMC</b>																		
3134G9H42	16-0002	FHLMC 0.70 12/29/17		06/30/16	Open	700	100	None	0.7000	0.7000	1.000000	10,000,000.00	10,000,000.00	0.00	1.000000	10,000,000.00	10,000,000.00	0.00
3137EAEA3	16-0001	FHLMC 0.75 04/09/18		06/29/16	Open	700	100	None	0.6790	0.6790	1.001251	6,000,000.00	6,007,505.28	-7,505.28	1.000546	6,000,000.00	6,003,274.64	-3,274.64
3134G9G76	16-0003	FHLMC 0.80 06/29/18		06/30/16	Open	1200	100	None	0.8000	0.8000	1.000000	14,500,000.00	14,500,000.00	0.00	1.000000	14,500,000.00	14,500,000.00	0.00
<b>FHLMC Total</b>									<u>0.7434</u>	<u>0.7434</u>	<u>1.000246</u>	<u>30,500,000.00</u>	<u>30,507,505.28</u>	<u>-7,505.28</u>	<u>1.000107</u>	<u>30,500,000.00</u>	<u>30,503,274.64</u>	<u>-3,274.64</u>
<b>Money Market</b>																		
Prosperity-Money Market Accts.	AR-0009	Money Market		11/30/03	Open	100	100	100	1.2250	1.2250	1.000000	12,505,577.66	12,505,577.66	0.00	1.000000	289,314,337.25	289,314,337.25	0.00
<b>Money Market Total</b>									<u>1.2250</u>	<u>1.2250</u>	<u>1.000000</u>	<u>12,505,577.66</u>	<u>12,505,577.66</u>	<u>0.00</u>	<u>1.000000</u>	<u>289,314,337.25</u>	<u>289,314,337.25</u>	<u>0.00</u>
<b>State Pool</b>																		
MB02-MBIA General	AR-0015	State Pool		11/01/08	Open	2000	2000	2000	1.1300	1.1300	1.000000	17,374,917.83	17,374,917.83	0.00	1.000000	7,511,894.31	7,511,894.31	0.00
MB03-MBIA Road & Bridge	AR-0016	State Pool		11/01/08	Open	2000	2000	2000	1.1300	1.1300	1.000000	2,856,438.24	2,856,438.24	0.00	1.000000	50,828.07	50,828.07	0.00
MB04-MBIA Drainage	AR-0017	State Pool		11/01/08	Open	2000	2000	2000	1.1300	1.1300	1.000000	1,267,218.21	1,267,218.21	0.00	1.000000	729,173.17	729,173.17	0.00
MB06-MBIA Toll Rd. Operations	AR-0019	State Pool		11/01/08	Open	2000	2000	2000	1.1300	1.1300	1.000000	3,143,377.27	3,143,377.27	0.00	1.000000	8,358,105.33	8,358,105.33	0.00
TT00-TX TERM General	AR-0022	State Pool		11/01/08	Open	2005	2005	2005	0.8500	0.8500	1.000000	10,006,437.87	10,006,437.87	0.00	1.000000	1,017.82	1,017.82	0.00
TT02-TX TERM Toll Rd. Operation	AR-0024	State Pool		11/01/08	Open	2005	2005	2005	0.8500	0.8500	0.000000	0.00	0.00	0.00	1.000000	1,016.66	1,016.66	0.00
TT04-TX TERM Road & Bridge	AR-0026	State Pool		11/01/08	Open	2005	2005	2005	0.8500	0.8500	1.000000	10,463.28	10,463.28	0.00	1.000000	1,014.81	1,014.81	0.00
TT05-TX TERM Drainage	AR-0027	State Pool		11/01/08	Open	2005	2005	2005	0.8500	0.8500	1.000000	109,774.61	109,774.61	0.00	1.000000	336.67	336.67	0.00
LOG1-Logic- General	AR-0028	State Pool		11/10/08	Open	200	200	200	1.1333	1.1333	1.000000	10,000,000.00	10,000,000.00	0.00	1.000000	20,281,295.49	20,281,295.49	0.00
LOG2-Logic-Toll Rd.Operations	AR-0029	State Pool		11/10/08	Open	200	200	200	1.1333	1.1333	1.000000	2,000,000.00	2,000,000.00	0.00	1.000000	1,027.32	1,027.32	0.00
LOG5-Logic-Drainage	AR-0032	State Pool		11/10/08	Open	200	200	200	1.1333	1.1333	1.000000	500,000.00	500,000.00	0.00	1.000000	1,020.93	1,020.93	0.00
LOG8-Logic-Road & Bridge	AR-0035	State Pool		11/10/08	Open	200	200	200	1.1333	1.1333	1.000000	1,000,000.00	1,000,000.00	0.00	1.000000	1,021.35	1,021.35	0.00
MB12-MBIA ESD 100 AGREEMENT	AR-0041	State Pool		08/31/16	Open	2000	2000	2000	1.1300	1.1300	1.000000	3,900,000.00	3,900,000.00	0.00	1.000000	930,479.51	930,479.51	0.00
MB13-MBIA ASSISTANCE DIST #1	AR-0042	State Pool		08/31/16	Open	2000	2000	2000	1.1300	1.1300	1.000000	10,000,000.00	10,000,000.00	0.00	1.000000	85,991.55	85,991.55	0.00
MB14-MBIA GR PARKWAY OPERATIONS	AR-0043	State Pool		08/31/16	Open	2000	2000	2000	1.1300	1.1300	1.000000	8,500,000.00	8,500,000.00	0.00	1.000000	4,560,081.56	4,560,081.56	0.00
MB15-FACILITIES BONDS 2016	AR-0044	State Pool		08/31/16	Open	2000	2000	2000	1.1300	1.1300	1.000000	30,000,000.00	30,000,000.00	0.00	1.000000	223,870.12	223,870.12	0.00
MB16-MOBILITY BONDS 2016	AR-0045	State Pool		08/31/16	Open	2000	2000	2000	1.1300	1.1300	1.000000	30,000,000.00	30,000,000.00	0.00	1.000000	186,578.95	186,578.95	0.00
MB17 - SR LIEN BOND 2016	AR-0046	State Pool		12/09/16	Open	2000	2000	2000	1.1300	1.1300	1.000000	35,000,000.00	35,000,000.00	0.00	1.000000	150,075.15	150,075.15	0.00
<b>State Pool Total</b>									<u>1.1315</u>	<u>1.1315</u>	<u>1.000000</u>	<u>165,668,627.31</u>	<u>165,668,627.31</u>	<u>0.00</u>	<u>1.000000</u>	<u>43,074,828.77</u>	<u>43,074,828.77</u>	<u>0.00</u>
<b>Investment Total</b>									<u>1.1707</u>	<u>1.1707</u>	<u>1.000035</u>	<u>217,174,204.97</u>	<u>217,181,710.25</u>	<u>-7,505.28</u>	<u>1.000009</u>	<u>371,389,166.02</u>	<u>371,392,440.66</u>	<u>-3,274.64</u>

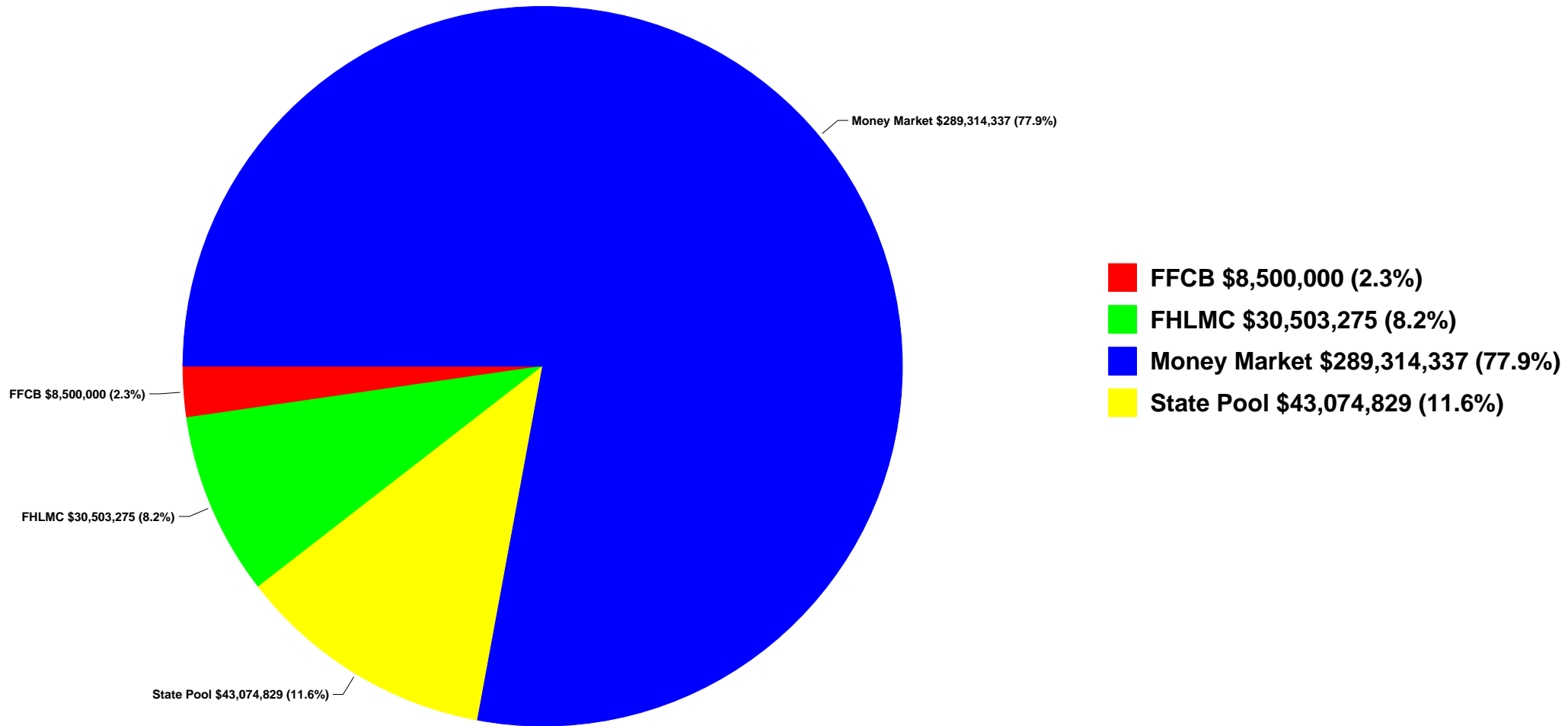
# Open Investments

## Ft. Bend County

Effective Interest - Actual Life  
Receipts in Period  
06/30/17

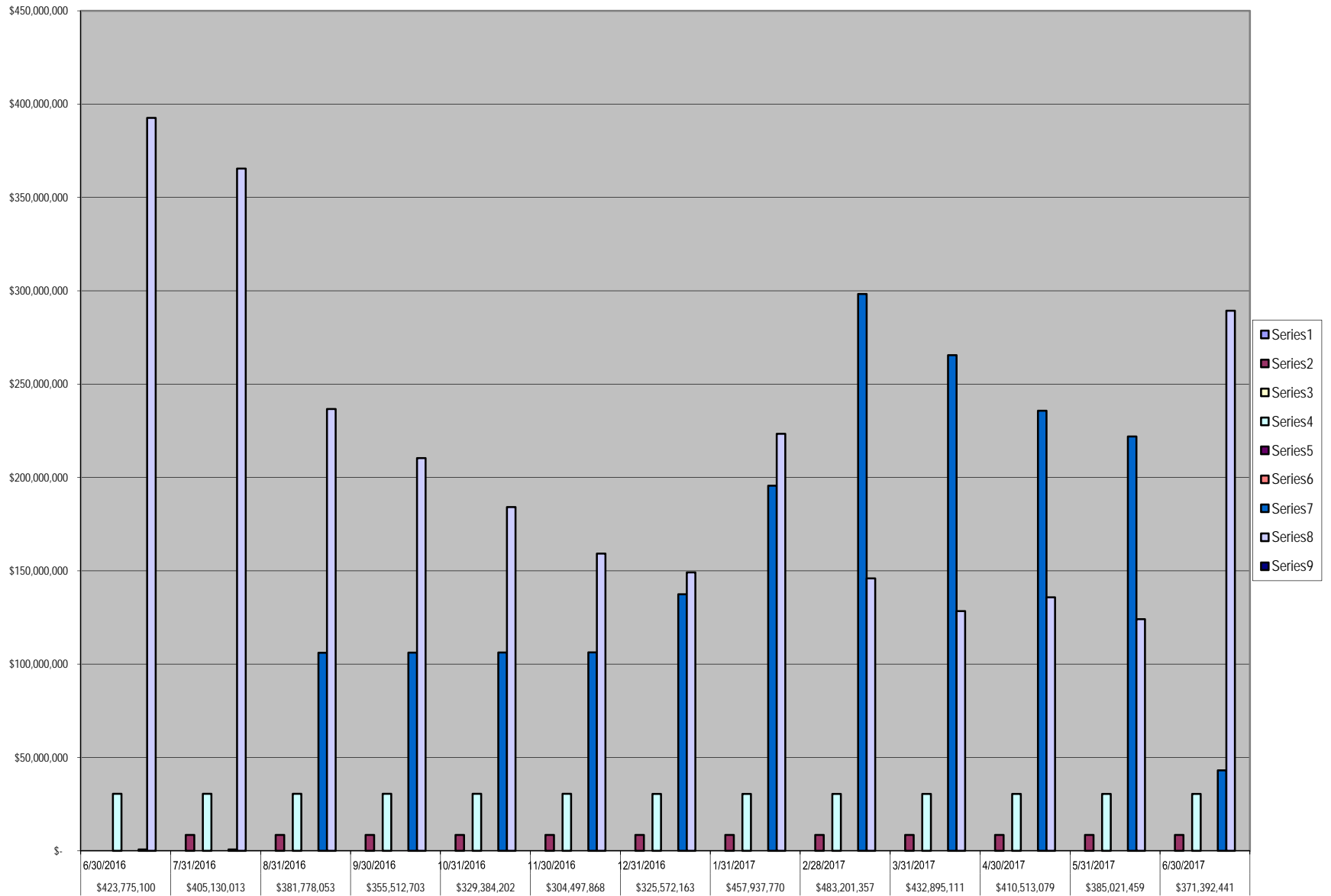
By Security

# Open Investments \$371,392,441



## FBC INVESTMENT TRAILING 12 MONTHS

Open		FARMERS							FNMA		Prosperity	Prosperity -
Investments		MAC DN	FFCB	FHLB	FHLMC	FNMA	FNMA	DISCOUNT	NOTE	State Pool	Money Market	Invst. Acct.
\$ 423,775,100	6/30/2016	\$ -	\$ -	\$ -	\$ 30,507,482	\$ -	\$ -	\$ -	\$ -	\$ 687,266	\$ 392,580,351	\$ -
\$ 405,130,013	7/31/2016	\$ -	\$ 8,500,000	\$ -	\$ 30,507,135	\$ -	\$ -	\$ -	\$ -	\$ 687,638	\$ 365,435,240	\$ -
\$ 381,778,053	8/31/2016	\$ -	\$ 8,500,000	\$ -	\$ 30,506,787	\$ -	\$ -	\$ -	\$ -	\$ 106,090,584	\$ 236,680,683	\$ -
\$ 355,512,703	9/30/2016	\$ -	\$ 8,500,000	\$ -	\$ 30,506,440	\$ -	\$ -	\$ -	\$ -	\$ 106,157,420	\$ 210,348,843	\$ -
\$ 329,384,202	10/31/2016	\$ -	\$ 8,500,000	\$ -	\$ 30,506,440	\$ -	\$ -	\$ -	\$ -	\$ 106,231,840	\$ 184,144,857	\$ -
\$ 304,497,868	11/30/2016	\$ -	\$ 8,500,000	\$ -	\$ 30,505,738	\$ -	\$ -	\$ -	\$ -	\$ 106,304,648	\$ 159,187,483	\$ -
\$ 325,572,163	12/31/2016	\$ -	\$ 8,500,000	\$ -	\$ 30,505,386	\$ -	\$ -	\$ -	\$ -	\$ 137,401,990	\$ 149,164,787	\$ -
\$ 457,937,770	1/31/2017	\$ -	\$ 8,500,000	\$ -	\$ 30,505,035	\$ -	\$ -	\$ -	\$ -	\$ 195,548,001	\$ 223,384,734	\$ -
\$ 483,201,357	2/28/2017	\$ -	\$ 8,500,000	\$ -	\$ 30,504,684	\$ -	\$ -	\$ -	\$ -	\$ 298,250,107	\$ 145,946,566	\$ -
\$ 432,895,111	3/31/2017	\$ -	\$ 8,500,000	\$ -	\$ 30,504,332	\$ -	\$ -	\$ -	\$ -	\$ 265,491,332	\$ 128,399,447	\$ -
\$ 410,513,079	4/30/2017	\$ -	\$ 8,500,000	\$ -	\$ 30,503,980	\$ -	\$ -	\$ -	\$ -	\$ 235,712,333	\$ 135,796,767	\$ -
\$ 385,021,459	5/31/2017	\$ -	\$ 8,500,000	\$ -	\$ 30,503,627	\$ -	\$ -	\$ -	\$ -	\$ 221,919,910	\$ 124,097,921	\$ -
\$ 371,392,441	6/30/2017	\$ -	\$ 8,500,000	\$ -	\$ 30,503,275	\$ -	\$ -	\$ -	\$ -	\$ 43,074,829	\$ 289,314,337	\$ -





**Wendt, Sandra**

---

**From:** Laura Turner (111) <Laura.Turner@prosperitybankusa.com>  
**Sent:** Friday, June 02, 2017 2:26 PM  
**To:** Brogdon, Jennifer; Segura, Maria; Elster, Melissa; Schultz, Patsy; Wendt, Sandra  
**Subject:** June Interest Rate

**In accordance to the Depository bid, the variable interest rate for the month of June will reflect the change in the 91 day T-bill rate. The 91 day T-bill investment rate is 0.935%. Rate paid will be 1.2250% (0.935% + .29) on the General Fund and all other accounts.**

**Laura Turner** 

Assistant Vice President

Lending Assistant

Prosperity Bank

Sugar Land Banking Center

14060 Southwest Freeway

Sugar Land, TX 77478

Phone: 281-269-7200

Direct: 281-269-7254

Fax: 281-269-7108

Email: [laura.turner@prosperitybankusa.com](mailto:laura.turner@prosperitybankusa.com)

NYSE: PB

**Handy information should the need arise.....**

281-242-4762 Fastline

1.866.985.2273 To Activate & Pin your Debit Card

1.800.684.2132 Report your card Lost/Stolen ATM/Debit Card

1.800.531.1401 Customer Service Center Mon-->Fri. 7am-7pm & Sat. 9am-5pm (can also assist with debit card issues).



Please consider the environment before printing this e-mail - think Green



This transmission may contain information that is privileged, confidential and or exempt from disclosure under applicable law. If you are not the intended recipient, you are hereby notified that any disclosure, copying, distribution or use of the information contained herein (including any reliance thereon) is STRICTLY PROHIBITED. If you received this transmission in error, please immediately contact the sender and destroy the material in its entirety, whether in electronic or hard copy format. Thank you.



## Daily Rates

June 2017

## TXCLASS

*Average Monthly Yield: 1.13%*

Date	Dividend Rate	Annual Yield
01-Jun-17	0.000030095	1.10%
02-Jun-17	0.000030087	1.10%
03-Jun-17	0.000030087	1.10%
04-Jun-17	0.000030087	1.10%
05-Jun-17	0.000030523	1.12%
06-Jun-17	0.000030167	1.10%
07-Jun-17	0.000030318	1.11%
08-Jun-17	0.000030332	1.11%
09-Jun-17	0.000030712	1.12%
10-Jun-17	0.000030712	1.12%
11-Jun-17	0.000030712	1.12%
12-Jun-17	0.000030466	1.12%
13-Jun-17	0.000030542	1.12%
14-Jun-17	0.000030588	1.12%
15-Jun-17	0.000031031	1.14%
16-Jun-17	0.000030859	1.13%
17-Jun-17	0.000030859	1.13%
18-Jun-17	0.000030859	1.13%
19-Jun-17	0.000031007	1.13%
20-Jun-17	0.000031101	1.14%
21-Jun-17	0.000031266	1.14%
22-Jun-17	0.000031373	1.15%
23-Jun-17	0.000031405	1.15%
24-Jun-17	0.000031405	1.15%
25-Jun-17	0.000031405	1.15%
26-Jun-17	0.000031921	1.17%
27-Jun-17	0.000031921	1.17%
28-Jun-17	0.000031921	1.17%
29-Jun-17	0.000031921	1.17%
30-Jun-17	0.000031921	1.17%

**Current Rates:**

**As of June 30, 2017**

<b>Current Yield<sup>1</sup></b>	<b><u>0.92%</u></b>
<b>One-Day Yield<sup>1</sup></b>	<b><u>0.93%</u></b>
<b>Allocation Factor<sup>1</sup></b>	<b><u>0.000025585</u></b>

**Historical Rates**

**Monthly Distribution Yields<sup>2</sup>**

	<u>2008</u>	<u>2009</u>	<u>2010</u>	<u>2011</u>	<u>2012</u>	<u>2013</u>	<u>2014</u>	<u>2015</u>	<u>2016</u>	<u>2017</u>
<b>January</b>	4.27%	1.14%	0.17%	0.14%	0.08%	0.12%	0.04%	0.07%	0.35%	0.58%
<b>February</b>	3.57%	0.83%	0.17%	0.17%	0.10%	0.10%	0.04%	0.08%	0.39%	0.59%
<b>March</b>	2.98%	0.74%	0.18%	0.14%	0.10%	0.10%	0.04%	0.09%	0.41%	0.66%
<b>April</b>	2.51%	0.63%	0.19%	0.10%	0.10%	0.08%	0.04%	0.09%	0.42%	0.75%
<b>May</b>	2.36%	0.55%	0.19%	0.09%	0.12%	0.08%	0.04%	0.09%	0.43%	0.76%
<b>June</b>	2.26%	0.50%	0.21%	0.09%	0.13%	0.05%	0.04%	0.09%	0.44%	0.85%
<b>July</b>	2.29%	0.42%	0.23%	0.06%	0.13%	0.05%	0.05%	0.10%	0.45%	
<b>August</b>	2.39%	0.41%	0.24%	0.08%	0.13%	0.05%	0.06%	0.11%	0.47%	
<b>September</b>	2.38%	0.37%	0.21%	0.07%	0.13%	0.05%	0.06%	0.13%	0.50%	
<b>October</b>	2.65%	0.27%	0.19%	0.07%	0.13%	0.04%	0.06%	0.15%	0.47%	
<b>November</b>	2.13%	0.26%	0.17%	0.08%	0.13%	0.04%	0.06%	0.15%	0.45%	
<b>December</b>	1.79%	0.23%	0.15%	0.11%	0.13%	0.04%	0.07%	0.23%	0.50%	

**Call Toll-Free  
1-866-TEX-TERM**

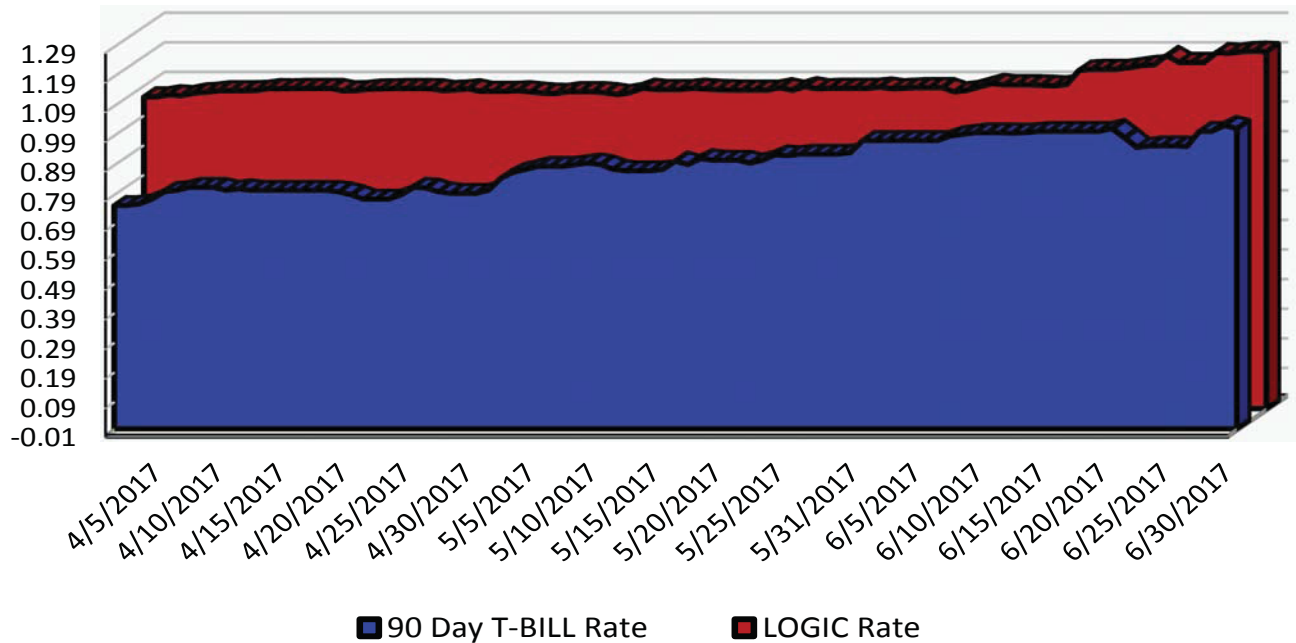
*Past performance is not indicative of future results and yields may vary.*

(1) The current yield, which is also known as the current annualized yield or current seven-day yield, represents the net change, exclusive of capital changes and income other than investment income, in the value of a hypothetical account with a balance of one share (normally \$1.00 per share) over a seven-day base period expressed as a percentage of the value of one share at the beginning of the seven-day period. This resulting net change in account value is then annualized by multiplying it by 365 and dividing the result by 7. The yields shown may reflect fee waivers by service providers that subsidize and reduce the total operating expenses of the TexasDAAILY portfolio. Portfolio yields would be lower if there were no such waivers. The allocation factor represents the daily net income dividend declared by the TexasDAAILY portfolio divided by the portfolio's daily net assets. The one-day yield represents the allocation factor of the TexasDAAILY portfolio divided by the daily net asset value per share (normally \$1.00) multiplied by 365. Unlike the current yield—which excludes capital changes and income other than investment income—the allocation factor and one-day yield are inclusive of capital changes and any income other than investment income.

(2) The monthly distribution yield represents the sum of a month's one-day allocation factors divided by the number of days in that month, and multiplied by 365. The yields shown may reflect fee waivers by service providers that subsidize and reduce the total operating expenses of the TexasDAAILY portfolio. Portfolio yields would be lower if there were no such waivers.

*This information is for institutional investor use only, not for further distribution to retail investors, and does not represent an offer to sell or a solicitation of an offer to buy or sell any fund or other security. Investors should consider the Pool's investment objectives, risks, charges and expenses before investing. This and other information about the Pool is available in the Pool's Information Statement, which should be read carefully before investing. A copy of the Pool's Information Statement may be obtained by calling 1-866-839-8376 or is available on the Pool's website at [www.texasterm.net](http://www.texasterm.net). While TexasDAAILY seeks to maintain a stable net asset value of \$1.00 per share and TexasTERM seeks to achieve a net asset value of \$1.00 per share at its stated maturity, it is possible to lose money investing in the Pool. An investment in the Pool is not insured or guaranteed by the Federal Deposit Insurance Corporation or any other government agency. Shares of the Pool are distributed by **PFM Fund Distributors, Inc.**, member Financial Industry Regulatory Authority (FINRA) ([www.finra.org](http://www.finra.org)) and Securities Investor Protection Corporation (SIPC) ([www.sipc.org](http://www.sipc.org)). PFM Fund Distributors, Inc. is a wholly owned subsidiary of PFM Asset Management LLC.*

## LOGIC versus 90-Day Treasury Bill



This material is for information purposes only. This information does not represent an offer to buy or sell a security. The above rate information is obtained from sources that are believed to be reliable; however, its accuracy or completeness June be subject to change. The LOGIC management fee be waived in full or in part at the discretion of the LOGIC co-administrators and the LOGIC rate for the period shown reflects waiver of fees. This table represents historical investment performance/return to the customer, net of fees, and is not an indication of future performance. An investment in the security is not insured or guaranteed by the Federal Deposit Insurance Corporation or any other government agency. Although the issuer seeks to preserve the value of an investment at \$1.00 per share, it is possible to lose money by investing in the security. Information about these and other program details are in the fund's Information Statement which should be read carefully before investing. The yield on the 90-Day Treasury Bill ("T-Bill Yield") is shown for comparative purposes only. When comparing the investment returns of the LOGIC pool to the T-Bill Yield, you should know that the LOGIC pool consist of allocations of specific diversified securities as detailed in the respective Information Statements. The T-Bill Yield is taken from Bloomberg Finance L.P. and represents the daily closing yield on the then current 90-day T-Bill.

## Daily Summary for June 2017

Date	Mny Mkt Fund Equiv. [SEC Std.]	Daily Allocation Factor	LOGIC Invested Balance	Market Value Per Share	WAM Days (1)*	WAM Days (2)*
6/1/2017	1.0825%	0.000029657	\$6,265,213,349.60	1.000258	23	69
6/2/2017	1.0844%	0.000029709	\$6,251,352,736.55	1.000231	24	73
6/3/2017	1.0844%	0.000029709	\$6,251,352,736.55	1.000231	24	73
6/4/2017	1.0844%	0.000029709	\$6,251,352,736.55	1.000231	24	73
6/5/2017	1.0696%	0.000029305	\$6,256,485,316.97	1.000249	25	76
6/6/2017	1.0750%	0.000029452	\$6,243,890,090.80	1.000250	25	76
6/7/2017	1.0868%	0.000029775	\$6,231,270,860.62	1.000262	28	80
6/8/2017	1.0983%	0.000030090	\$6,207,245,636.68	1.000282	29	81
6/9/2017	1.0938%	0.000029966	\$6,226,477,469.99	1.000224	27	79
6/10/2017	1.0938%	0.000029966	\$6,226,477,469.99	1.000224	27	79
6/11/2017	1.0938%	0.000029966	\$6,226,477,469.99	1.000224	27	79
6/12/2017	1.0922%	0.000029923	\$6,226,328,855.01	1.000259	26	78
6/13/2017	1.0903%	0.000029870	\$6,261,226,920.78	1.000243	26	76
6/14/2017	1.0954%	0.000030012	\$6,267,284,237.15	1.000240	26	76
6/15/2017	1.1432%	0.000031321	\$6,162,924,854.19	1.000223	27	79
6/16/2017	1.1460%	0.000031396	\$6,153,908,007.97	1.000146	26	77
6/17/2017	1.1460%	0.000031396	\$6,153,908,007.97	1.000146	26	77
6/18/2017	1.1460%	0.000031396	\$6,153,908,007.97	1.000146	26	77
6/19/2017	1.1517%	0.000031554	\$6,151,042,734.47	1.000182	25	76
6/20/2017	1.1583%	0.000031734	\$6,139,140,469.86	1.000163	25	75
6/21/2017	1.1617%	0.000031828	\$6,166,565,892.74	1.000162	24	74
6/22/2017	1.1928%	0.000032679	\$6,149,365,721.81	1.000159	23	74
6/23/2017	1.1694%	0.000032039	\$6,036,681,476.13	1.000129	22	72
6/24/2017	1.1694%	0.000032039	\$6,036,681,476.13	1.000129	22	72
6/25/2017	1.1694%	0.000032039	\$6,036,681,476.13	1.000129	22	72
6/26/2017	1.2027%	0.000032951	\$6,057,820,481.84	1.000172	22	71
6/27/2017	1.2000%	0.000032876	\$6,068,092,945.90	1.000156	23	72
6/28/2017	1.2058%	0.000033035	\$6,013,957,447.83	1.000159	24	73
6/29/2017	1.2074%	0.000033079	\$5,912,330,102.28	1.000157	23	73
6/30/2017	1.2057%	0.000033032	\$5,904,028,106.60	1.000122	24	71
Average	1.1333%	0.000031050	\$6,156,315,769.90		25	75

Prosperity Bank  
Money Market Accounts  
June 30, 2017

FUND	DESCRIPTION	BEGINNING BALANCE	DEPOSITS	WITH- DRAWALS	INTEREST	ENDING BALANCE
100	General Operating	27,555,247.80	102,780,734.05	31,732,052.10	49,555.96	98,653,485.71
150	Juvenile Operations	8,505,282.90	16,873.84	1,052,873.42	8,100.13	7,477,383.45
155	Road & Bridge	1,195,677.94	14,891,366.15	1,640,274.68	4,386.76	14,451,156.17
160	Drainage District	970,463.55	13,047,975.48	681,060.50	4,103.92	13,341,482.45
165	Lateral Road	808,874.49	-	-	814.41	809,688.90
170	Statue Restoration	4,336.81	-	-	4.37	4,341.18
175	City Water Assistance	25,671.05	241.13	163.81	25.99	25,774.36
185	Entex Contributions	4.40	-	-	-	4.40
190	H L & P Assistance	91,735.85	-	521.05	92.08	91,306.88
195	County Law Library	1,207,704.77	35,478.73	23,434.05	1,223.59	1,220,973.04
200	Law Enforcement Academy	478,040.25	11,200.00	12,833.70	477.99	476,884.54
360	Law Enforcement Training	175,026.69	85.00	500.00	176.11	174,787.80
215	Library Donations	148,612.68	248.06	2,361.16	148.65	146,648.23
225	FBC Asset Forfeiture-Task-State	677,625.36	28,177.38	217,394.49	527.18	488,935.43
235	Probate Court Training	97,391.69	955.00	-	98.38	98,445.07
245	Alert Program-Juvenile	51,960.92	-	-	52.32	52,013.24
255	D A Asset Forfeiture-Fed.	52.10	-	-	0.05	52.15
265	Gus George Memorial	4,726.66	-	-	4.76	4,731.42
275	D A Special Fund Run	18,009.51	-	-	18.13	18,027.64
280	Co.Atty.Supplemental Salary	191,262.38	-	5,477.18	189.92	185,975.12
290	VIT Interest (Tax Coll)	10,527.20	926.20	-	11.50	11,464.90
300	FBC Elections	778,463.98	5,555.10	24,394.63	776.79	760,401.24
305	FBC Asset Forfeiture-Task-Fed.	11,371.80	-	1,221.00	11.01	10,161.81
310	Sheriff Ofc/Forfeiture-Assets-St.	457,614.37	105,739.38	9,529.61	521.94	554,346.08
315	Sheriff Ofc/Forfeiture-Assets-Fed.	273,569.56	7,689.91	3,996.00	280.06	277,543.53
320	Constable Pct. 2 F/A	2,352.07	-	2,330.00	0.57	22.64
335	DA Asset Forfeiture-State	298,388.24	-	18,680.35	293.67	280,001.56
810	Toll Road Operations	17,901,616.71	42,270.68	17,283.54	18,039.17	17,944,643.02
390	Child Protective Service IV-E	22,452.75	100,185.00	43,566.84	42.09	79,113.00
402	Hope 3 Program Sales	5,509.25	-	-	5.55	5,514.80
410	Child Support IVD Reimb.	253,548.92	1,612.57	-	255.72	255,417.21
415	Local Law Enf.Block Grant	30,440.87	-	1,666.33	30.13	28,804.67

Prosperity Bank  
Money Market Accounts  
June 30, 2017

440	Supervision	2,201,845.17	1,255,264.28	668,286.58	2,794.62	2,791,617.49
205	Surface Water Supply Corp.	7,838.05	-	-	7.89	7,845.94
TREA	Treasurer's Account	294,153.76	5,359,805.89	2,439,772.76	337.12	3,214,524.01
INVE	FBC Investment Account	-	93,000.00	-	6.24	93,006.24
850M	Boon-Chapman Medical	1,321,090.90	2,004,477.69	2,368,687.40	1,574.47	958,455.66
850D	Boon-Chapman Dental	1,125,059.10	83.73	172,391.67	1,042.44	953,793.60
882	Boon-Chapman 125	45,492.68	57,124.08	48,067.67	46.64	54,595.73
884	Fee Officer's Account	1,414,823.16	1,930,420.70	1,829,532.08	-	1,515,711.78
912	JP Credit Card Processing	77,167.62	287,637.50	301,285.57	79.83	63,599.38
908	EMS Credit Card Processing	15,497.27	10,981.19	16,823.63	7.61	9,662.44
600/605	Debt Service Account	16,075,122.98	555,981.80	10,000.00	16,655.30	16,637,760.08
GAS	FBC Fuel Account (Susser)	20.10	183,441.25	183,461.35	6.16	6.16
332	Fire Marshal St. Ass't. Forfeiture	661.01	-	-	0.67	661.68
JE04	JP #4 E-Filing	788.38	3,995.25	4,267.63	0.95	516.95
DACC	D A Credit Card Processing	1.87	2,262.18	2,087.97	0.63	176.71
PTCC	Public Transportation Credit Cards	276.44	1,488.50	1,587.84	0.28	177.38
CSCC	CSCD Credit Card	90,593.76	118,802.23	108,830.10	87.36	100,653.25
LBCC	Library Credit Card	1,022.69	14,577.91	15,078.94	2.62	524.28
JUCC	Juvenile Credit Card	333.05	2,692.00	2,703.15	0.76	322.66
815	Grand Pkwy Toll Road Ops	6,991,104.33	117,400.30	21,244.12	7,114.23	7,094,374.74
145	Emergency Svc Dist 100	417,697.70	3,000,000.00	2,532.63	922.03	3,416,087.10
130	Assistant Dist Number 1	3,642,092.41	12,264,270.02	1,500.00	5,874.70	15,910,737.13
131	Assistant Dist Number 2	1,819,999.08	47,443.39	2,200.00	1,865.79	1,867,108.26
133	Assistant Dist Number 4	631,802.03	17,378.53	425.00	648.63	649,404.19
134	Assistant Dist Number 5	136,536.90	2,921.96	425.00	139.30	139,173.16
805	Grand Pkwy Toll RD Rev Bond	4,308,212.52	-	351,859.25	4,268.14	3,960,621.41
206	Industrial Development Corp	124,822.36	-	-	125.68	124,948.04
135	Assistant Dist Number 6	2,160,728.22	113,894.16	5,838.45	2,256.41	2,271,040.34
CCCS	Non Fee Officer CC Clearing Acct	136,929.63	53,875.66	136,929.63	121.67	53,997.33
801	Sr. Lien Toll Rd Rev Bonds 2014	1,492,456.40	-	248,178.69	1,439.41	1,245,717.12
802	Sr. Lien Toll Rd Rev Bonds 2016	5,485,217.80	38,000,000.00	25,148,146.27	9,593.40	18,346,664.93
JPMT	Juror Payments	15,339.62	17,096.78	25,152.40	15.45	7,299.45
	Engineering Permitting E-Check	6,064.38	1,380.00	4.38	7.12	7,447.12

Prosperity Bank  
Money Market Accounts  
June 30, 2017

207	<b>FBC Historical Commission</b>	-	-	-	-	-
208	<b>East FBC Development</b>	-	-	-	-	-
742	<b>Facilities Bonds 2016</b>	<b>3,661,887.99</b>	<b>25,000,000.00</b>	<b>2,462,677.14</b>	<b>7,401.11</b>	<b>26,206,611.96</b>
744	<b>Mobility Bonds 2016</b>	<b>4,368,314.50</b>	<b>16,464,660.61</b>	<b>934,556.45</b>	<b>7,329.10</b>	<b>19,905,747.76</b>
748	<b>Mobility Bonds 2017</b>	<b>3,769,883.17</b>	-	-	<b>3,795.70</b>	<b>3,773,678.87</b>
JE11	<b>JP 1-1 E-Filing</b>	<b>201.08</b>	<b>1,895.50</b>	<b>1,940.58</b>	<b>0.46</b>	<b>156.46</b>
JE12	<b>JP 1-2 E-Filing</b>	<b>1,040.08</b>	<b>1,606.00</b>	<b>2,646.08</b>	<b>0.39</b>	<b>0.39</b>
JE02	<b>JP 2 E-Filing</b>	<b>1,433.30</b>	<b>2,281.00</b>	<b>3,612.30</b>	<b>0.65</b>	<b>102.65</b>
JE03	<b>JP 3 E-Filing</b>	<b>806.22</b>	<b>3,233.50</b>	<b>3,764.72</b>	<b>0.78</b>	<b>275.78</b>
	<b>Total</b>	<b>124,097,921.23</b>	<b>238,068,687.25</b>	<b>73,018,111.87</b>	<b>165,840.64</b>	<b>289,314,337.25</b>