

Investment Report

Ft. Bend County

09/01/17 - 09/30/17

This report summarizes the investment position of Ft. Bend County for the period 09/01/17 to 09/30/17.

	08/31/17	09/30/17
Book Value	390,497,782.47	363,468,655.07
Market Value	390,360,033.04	363,310,858.24
Par Value	390,495,213.04	363,466,438.24
Change in Market Value		-20,400.00
Weighted Average Maturity (in Days)	33	33
Weighted Average Yield-to-Maturity of Portfolio	1.3950%	1.2743%
Yield-to-Maturity of	0.0000%	0.0000%
Accrued Interest		26,900.00

This report is presented in accordance with the Texas Government Code Title 10 Section 2256.023. The below signed hereby certify that, to the best of their knowledge on the date this report was created, Ft. Bend County is in compliance with the provisions of Government Code 2256 and with the stated policies and strategies of Ft. Bend County.



 Director of Finance & Investments

11-7-17

 Date



 County Treasurer

11/7/2017

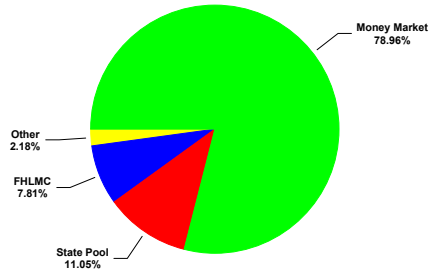
 Date

Investment Report

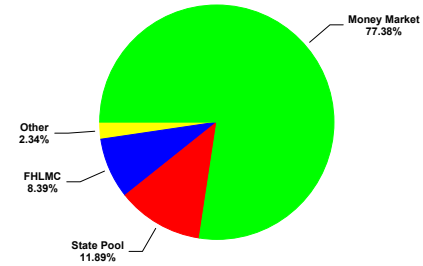
Ft. Bend County

09/01/17 - 09/30/17

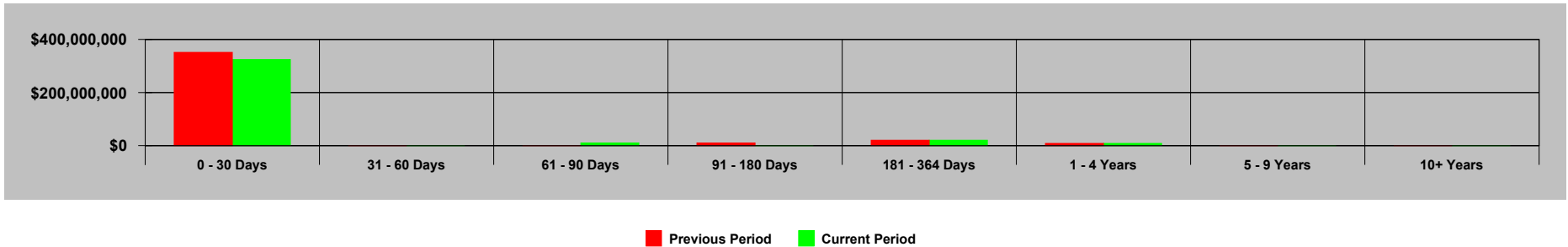
Portfolio Composition - 08/31/17



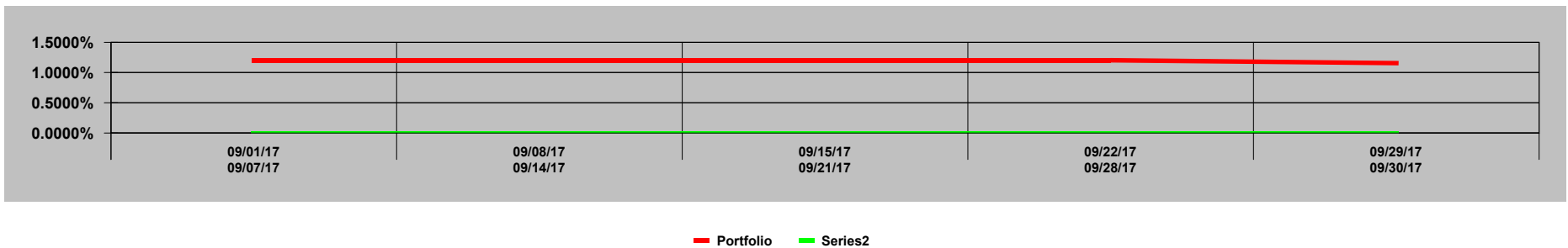
Portfolio Composition - 09/30/17



Maturity Aging - 08/31/17 vs 09/30/17



Portfolio Performance - 09/01/17 to 09/30/17



GASB 31 Compliance
Ft. Bend County
Effective Interest - Actual Life
Receipts in Period
09/01/17 - 09/30/17

CUSIP	Invest Number	Security Description	Purchase Date	Sale Date	Valuation Method	Yield Earned	Price Source 09/01/17	Beginning Unit Price	Par Value On 09/01/17	Reported Value 09/01/17	Purchase Cost	Sales Proceeds	Ending Unit Price	Par Value On 09/30/17	Price Source 09/30/17	Reported Value 09/30/17	Change in Fair Value	Interest	Net Investment Income
3137BARA3	16-0001	FHLMC 0.75 04/09/18	06/29/16	Open	Fair Value	0.4137	FTI	0.997520	6,000,000.00	5,985,120.00	0.00	0.00	0.997240	6,000,000.00	FTI	5,983,440.00	-1,680.00	3,750.00	2,070.00
3134G9H42	16-0002	FHLMC 0.70 12/29/17	06/30/16	Open	Fair Value	0.8800	FTI	0.998620	10,000,000.00	9,986,200.00	0.00	0.00	0.998770	10,000,000.00	FTI	9,987,700.00	1,500.00	5,833.33	7,333.33
3134G9G76	16-0003	FHLMC 0.80 06/29/18	06/30/16	Open	Fair Value	0.6320	FTI	0.996360	14,500,000.00	14,447,220.00	0.00	0.00	0.996220	14,500,000.00	FTI	14,445,190.00	-2,030.00	9,666.67	7,636.67
3133EGJX4	16-0004	FFCB 1.08 07/05/19	07/05/16	Open	Fair Value	-1.4880	FTI	0.993680	8,500,000.00	8,446,280.00	0.00	0.00	0.991540	8,500,000.00	FTI	8,428,090.00	-18,190.00	7,650.00	-10,540.00
Prosperity-Money Market Accts.	AR-0009	Money Market	11/30/03	Open	Fair Value	1.2413	Manual	1.000000	308,330,554.13	308,330,554.13	0.00	27,073,570.20	1.000000	281,256,983.93	Manual	281,256,983.93	0.00	313,646.95	313,646.95
MB02-MBIA General	AR-0015	State Pool	11/01/08	Open	Fair Value	1.2448	Manual	1.000000	7,527,262.31	7,527,262.31	0.00	-7,701.34	1.000000	7,534,963.65	Manual	7,534,963.65	0.00	7,701.34	7,701.34
MB03-MBIA Road & Bridge	AR-0016	State Pool	11/01/08	Open	Fair Value	1.2448	Manual	1.000000	50,932.05	50,932.05	0.00	-52.11	1.000000	50,984.16	Manual	50,984.16	0.00	52.11	52.11
MB04-MBIA Drainage	AR-0017	State Pool	11/01/08	Open	Fair Value	1.2448	Manual	1.000000	730,664.94	730,664.94	0.00	-747.56	1.000000	731,412.50	Manual	731,412.50	0.00	747.56	747.56
MB06-MBIA Toll Rd. Operations	AR-0019	State Pool	11/01/08	Open	Fair Value	1.2448	Manual	1.000000	8,375,204.57	8,375,204.57	0.00	-8,568.89	1.000000	8,383,773.46	Manual	8,383,773.46	0.00	8,568.89	8,568.89
TT00-TX TERM General	AR-0022	State Pool	11/01/08	Open	Fair Value	1.0263	Manual	1.000000	1,019.51	1,019.51	0.00	-0.86	1.000000	1,020.37	Manual	1,020.37	0.00	0.86	0.86
TT02-TX TERM Toll Rd. Operation	AR-0024	State Pool	11/01/08	Open	Fair Value	1.0275	Manual	1.000000	1,018.35	1,018.35	0.00	-0.86	1.000000	1,019.21	Manual	1,019.21	0.00	0.86	0.86
TT04-TX TERM Road & Bridge	AR-0026	State Pool	11/01/08	Open	Fair Value	1.0293	Manual	1.000000	1,016.50	1,016.50	0.00	-0.86	1.000000	1,017.36	Manual	1,017.36	0.00	0.86	0.86
TT05-TX TERM Drainage	AR-0027	State Pool	11/01/08	Open	Fair Value	1.0102	Manual	1.000000	337.23	337.23	0.00	-0.28	1.000000	337.51	Manual	337.51	0.00	0.28	0.28
LOG1-Logic- General	AR-0028	State Pool	11/10/08	Open	Fair Value	1.2826	Manual	1.000000	20,324,494.91	20,324,494.91	0.00	-21,427.40	1.000000	20,345,922.31	Manual	20,345,922.31	0.00	21,427.40	21,427.40
LOG2-Logic-Toll Rd.Operations	AR-0029	State Pool	11/10/08	Open	Fair Value	1.3589	Manual	1.000000	1,029.61	1,029.61	0.00	-1.15	1.000000	1,030.76	Manual	1,030.76	0.00	1.15	1.15
LOG5-Logic-Drainage	AR-0032	State Pool	11/10/08	Open	Fair Value	1.3556	Manual	1.000000	1,023.16	1,023.16	0.00	-1.14	1.000000	1,024.30	Manual	1,024.30	0.00	1.14	1.14
LOG8-Logic-Road & Bridge	AR-0035	State Pool	11/10/08	Open	Fair Value	1.3550	Manual	1.000000	1,023.58	1,023.58	0.00	-1.14	1.000000	1,024.72	Manual	1,024.72	0.00	1.14	1.14
MB12-MBIA ESD 100 AGREEMENT	AR-0041	State Pool	08/31/16	Open	Fair Value	1.2448	Manual	1.000000	932,383.10	932,383.10	0.00	-953.94	1.000000	933,337.04	Manual	933,337.04	0.00	953.94	953.94
MB13-MBIA ASSISTANCE DIST #1	AR-0042	State Pool	08/31/16	Open	Fair Value	1.2446	Manual	1.000000	86,167.49	86,167.49	0.00	-88.15	1.000000	86,255.64	Manual	86,255.64	0.00	88.15	88.15
MB14-MBIA GR PARKWAY OPERATIONS	AR-0043	State Pool	08/31/16	Open	Fair Value	1.2448	Manual	1.000000	4,569,410.68	4,569,410.68	0.00	-4,675.09	1.000000	4,574,085.77	Manual	4,574,085.77	0.00	4,675.09	4,675.09
MB15-FACILITIES BONDS 2016	AR-0044	State Pool	08/31/16	Open	Fair Value	1.2448	Manual	1.000000	224,328.10	224,328.10	0.00	-229.52	1.000000	224,557.62	Manual	224,557.62	0.00	229.52	229.52
MB16-MOBILITY BONDS 2016	AR-0045	State Pool	08/31/16	Open	Fair Value	1.2447	Manual	1.000000	186,960.66	186,960.66	0.00	-191.28	1.000000	187,151.94	Manual	187,151.94	0.00	191.28	191.28
MB17 - SR LIEN BOND 2016	AR-0046	State Pool	12/09/16	Open	Fair Value	1.2445	Manual	1.000000	150,382.16	150,382.16	0.00	-153.83	1.000000	150,535.99	Manual	150,535.99	0.00	153.83	153.83
Investment Total						<u>1.1381</u>		<u>0.999654</u>	<u>390,495,213.04</u>	<u>390,360,033.04</u>	<u>0.00</u>	<u>27,028,774.80</u>	<u>0.999572</u>	<u>363,466,438.24</u>		<u>363,310,858.24</u>	<u>-20,400.00</u>	<u>385,342.35</u>	<u>364,942.35</u>

Portfolio Position
Ft. Bend County
Effective Interest - Actual Life
Receipts in Period
09/01/17 - 09/30/17

4

CUSIP	Invest Number	Security Description	Purchase Date	Call Date	Par Value On 09/01/17	Par Value On 09/30/17	Market Val On 09/01/17	Market Val On 09/30/17	Purchase Cost	Sales Proceeds	Original Princ/Cost	Amor Value On 09/01/17	Amor Value On 09/30/17
130 - Assistance Dist #1													
State Pool													
MB13-MBIA ASSISTANCE DIST #1	AR-0042	State Pool	08/31/16	Open	86,167.49	86,255.64	86,167.49	86,255.64	0.00	0.00	10,000,000.00	86,167.49	86,255.64
State Pool Total					86,167.49	86,255.64	86,167.49	86,255.64	0.00	0.00	10,000,000.00	86,167.49	86,255.64
130 - Assistance Dist #1 Total													
					86,167.49	86,255.64	86,167.49	86,255.64	0.00	0.00	10,000,000.00	86,167.49	86,255.64
145 - ESD 100 Agreement													
State Pool													
MB12-MBIA ESD 100 AGREEMENT	AR-0041	State Pool	08/31/16	Open	932,383.10	933,337.04	932,383.10	933,337.04	0.00	0.00	3,900,000.00	932,383.10	933,337.04
State Pool Total					932,383.10	933,337.04	932,383.10	933,337.04	0.00	0.00	3,900,000.00	932,383.10	933,337.04
145 - ESD 100 Agreement Total													
					932,383.10	933,337.04	932,383.10	933,337.04	0.00	0.00	3,900,000.00	932,383.10	933,337.04
810 - FBC Toll Road Operations													
State Pool													
TT02-TX TERM Toll Rd. Operation	AR-0024	State Pool	11/01/08	Open	0.00	0.00	0.00	0.00	0.00	0.00	0.00	0.00	0.00
State Pool Total					0.00	0.00	0.00	0.00	0.00	0.00	0.00	0.00	0.00
810 - FBC Toll Road Operations Total													
					0.00	0.00	0.00	0.00	0.00	0.00	0.00	0.00	0.00
742 - Facilities Bond Projects 2016													
State Pool													
MB15-FACILITIES BONDS 2016	AR-0044	State Pool	08/31/16	Open	224,328.10	224,557.62	224,328.10	224,557.62	0.00	0.00	30,000,000.00	224,328.10	224,557.62
State Pool Total					224,328.10	224,557.62	224,328.10	224,557.62	0.00	0.00	30,000,000.00	224,328.10	224,557.62
742 - Facilities Bond Projects 2016 Total													
					224,328.10	224,557.62	224,328.10	224,557.62	0.00	0.00	30,000,000.00	224,328.10	224,557.62
815 - Grand Parkway Operations													
State Pool													
MB14-MBIA GR PARKWAY OPERATIONS	AR-0043	State Pool	08/31/16	Open	4,569,410.68	4,574,085.77	4,569,410.68	4,574,085.77	0.00	0.00	8,500,000.00	4,569,410.68	4,574,085.77
State Pool Total					4,569,410.68	4,574,085.77	4,569,410.68	4,574,085.77	0.00	0.00	8,500,000.00	4,569,410.68	4,574,085.77
815 - Grand Parkway Operations Total													
					4,569,410.68	4,574,085.77	4,569,410.68	4,574,085.77	0.00	0.00	8,500,000.00	4,569,410.68	4,574,085.77
LOG5 - LOGIC DRAINAGE													
State Pool													
LOG5-Logic-Drainage	AR-0032	State Pool	11/10/08	Open	1,023.16	1,024.30	1,023.16	1,024.30	0.00	0.00	500,000.00	1,023.16	1,024.30
State Pool Total					1,023.16	1,024.30	1,023.16	1,024.30	0.00	0.00	500,000.00	1,023.16	1,024.30
LOG5 - LOGIC DRAINAGE Total													
					1,023.16	1,024.30	1,023.16	1,024.30	0.00	0.00	500,000.00	1,023.16	1,024.30
LOG1 - LOGIC GENERAL													
State Pool													
LOG1-Logic- General	AR-0028	State Pool	11/10/08	Open	20,324,494.91	20,345,922.31	20,324,494.91	20,345,922.31	0.00	0.00	10,000,000.00	20,324,494.91	20,345,922.31
State Pool Total					20,324,494.91	20,345,922.31	20,324,494.91	20,345,922.31	0.00	0.00	10,000,000.00	20,324,494.91	20,345,922.31
LOG1 - LOGIC GENERAL Total													
					20,324,494.91	20,345,922.31	20,324,494.91	20,345,922.31	0.00	0.00	10,000,000.00	20,324,494.91	20,345,922.31
LOG8 - LOGIC ROAD & BRIDGE													
State Pool													
LOG8-Logic-Road & Bridge	AR-0035	State Pool	11/10/08	Open	1,023.58	1,024.72	1,023.58	1,024.72	0.00	0.00	1,000,000.00	1,023.58	1,024.72
State Pool Total					1,023.58	1,024.72	1,023.58	1,024.72	0.00	0.00	1,000,000.00	1,023.58	1,024.72
LOG8 - LOGIC ROAD & BRIDGE Total													
					1,023.58	1,024.72	1,023.58	1,024.72	0.00	0.00	1,000,000.00	1,023.58	1,024.72
LOG2 - LOGIC TOLL OPERATIONS													
State Pool													
LOG2-Logic-Toll Rd.Operations	AR-0029	State Pool	11/10/08	Open	1,029.61	1,030.76	1,029.61	1,030.76	0.00	0.00	2,000,000.00	1,029.61	1,030.76
State Pool Total					1,029.61	1,030.76	1,029.61	1,030.76	0.00	0.00	2,000,000.00	1,029.61	1,030.76
LOG2 - LOGIC TOLL OPERATIONS Total													
					1,029.61	1,030.76	1,029.61	1,030.76	0.00	0.00	2,000,000.00	1,029.61	1,030.76
MB04 - MBIA DRAINAGE													
State Pool													

Portfolio Position
Ft. Bend County
Effective Interest - Actual Life
Receipts in Period
09/01/17 - 09/30/17

CUSIP	Invest Number	Security Description	Purchase Date	Call Date	Par Value On 09/01/17	Par Value On 09/30/17	Market Val On 09/01/17	Market Val On 09/30/17	Purchase Cost	Sales Proceeds	Original Princ/Cost	Amor Value On 09/01/17	Amor Value On 09/30/17
MB04-MBIA Drainage	AR-0017	State Pool	11/01/08	Open	730,664.94	731,412.50	730,664.94	731,412.50	0.00	0.00	1,267,218.21	730,664.94	731,412.50
State Pool Total					<u>730,664.94</u>	<u>731,412.50</u>	<u>730,664.94</u>	<u>731,412.50</u>	<u>0.00</u>	<u>0.00</u>	<u>1,267,218.21</u>	<u>730,664.94</u>	<u>731,412.50</u>
MB04 - MBIA DRAINAGE Total					<u>730,664.94</u>	<u>731,412.50</u>	<u>730,664.94</u>	<u>731,412.50</u>	<u>0.00</u>	<u>0.00</u>	<u>1,267,218.21</u>	<u>730,664.94</u>	<u>731,412.50</u>
MB02 - MBIA GENERAL													
State Pool													
MB02-MBIA General	AR-0015	State Pool	11/01/08	Open	7,527,262.31	7,534,963.65	7,527,262.31	7,534,963.65	0.00	0.00	17,374,917.83	7,527,262.31	7,534,963.65
State Pool Total					<u>7,527,262.31</u>	<u>7,534,963.65</u>	<u>7,527,262.31</u>	<u>7,534,963.65</u>	<u>0.00</u>	<u>0.00</u>	<u>17,374,917.83</u>	<u>7,527,262.31</u>	<u>7,534,963.65</u>
MB02 - MBIA GENERAL Total					<u>7,527,262.31</u>	<u>7,534,963.65</u>	<u>7,527,262.31</u>	<u>7,534,963.65</u>	<u>0.00</u>	<u>0.00</u>	<u>17,374,917.83</u>	<u>7,527,262.31</u>	<u>7,534,963.65</u>
MB03 - MBIA ROAD & BRIDGE													
State Pool													
MB03-MBIA Road & Bridge	AR-0016	State Pool	11/01/08	Open	50,932.05	50,984.16	50,932.05	50,984.16	0.00	0.00	2,856,438.24	50,932.05	50,984.16
State Pool Total					<u>50,932.05</u>	<u>50,984.16</u>	<u>50,932.05</u>	<u>50,984.16</u>	<u>0.00</u>	<u>0.00</u>	<u>2,856,438.24</u>	<u>50,932.05</u>	<u>50,984.16</u>
MB03 - MBIA ROAD & BRIDGE Total					<u>50,932.05</u>	<u>50,984.16</u>	<u>50,932.05</u>	<u>50,984.16</u>	<u>0.00</u>	<u>0.00</u>	<u>2,856,438.24</u>	<u>50,932.05</u>	<u>50,984.16</u>
MB06 - MBIA TOLL RD OPERATIONS													
State Pool													
MB06-MBIA Toll Rd. Operations	AR-0019	State Pool	11/01/08	Open	8,375,204.57	8,383,773.46	8,375,204.57	8,383,773.46	0.00	0.00	3,143,377.27	8,375,204.57	8,383,773.46
State Pool Total					<u>8,375,204.57</u>	<u>8,383,773.46</u>	<u>8,375,204.57</u>	<u>8,383,773.46</u>	<u>0.00</u>	<u>0.00</u>	<u>3,143,377.27</u>	<u>8,375,204.57</u>	<u>8,383,773.46</u>
MB06 - MBIA TOLL RD OPERATIONS Total					<u>8,375,204.57</u>	<u>8,383,773.46</u>	<u>8,375,204.57</u>	<u>8,383,773.46</u>	<u>0.00</u>	<u>0.00</u>	<u>3,143,377.27</u>	<u>8,375,204.57</u>	<u>8,383,773.46</u>
744 - Mobility Project Bonds 2016													
State Pool													
MB16-MOBILITY BONDS 2016	AR-0045	State Pool	08/31/16	Open	186,960.66	187,151.94	186,960.66	187,151.94	0.00	0.00	30,000,000.00	186,960.66	187,151.94
State Pool Total					<u>186,960.66</u>	<u>187,151.94</u>	<u>186,960.66</u>	<u>187,151.94</u>	<u>0.00</u>	<u>0.00</u>	<u>30,000,000.00</u>	<u>186,960.66</u>	<u>187,151.94</u>
744 - Mobility Project Bonds 2016 Total					<u>186,960.66</u>	<u>187,151.94</u>	<u>186,960.66</u>	<u>187,151.94</u>	<u>0.00</u>	<u>0.00</u>	<u>30,000,000.00</u>	<u>186,960.66</u>	<u>187,151.94</u>
PROS - Prosperity Money Mkt. Accts.													
Money Market													
Prosperity-Money Market Accts.	AR-0009	Money Market	11/30/03	Open	308,330,554.13	281,256,983.93	308,330,554.13	281,256,983.93	0.00	0.00	12,505,577.66	308,330,554.13	281,256,983.93
Money Market Total					<u>308,330,554.13</u>	<u>281,256,983.93</u>	<u>308,330,554.13</u>	<u>281,256,983.93</u>	<u>0.00</u>	<u>0.00</u>	<u>12,505,577.66</u>	<u>308,330,554.13</u>	<u>281,256,983.93</u>
PROS - Prosperity Money Mkt. Accts. Total					<u>308,330,554.13</u>	<u>281,256,983.93</u>	<u>308,330,554.13</u>	<u>281,256,983.93</u>	<u>0.00</u>	<u>0.00</u>	<u>12,505,577.66</u>	<u>308,330,554.13</u>	<u>281,256,983.93</u>
802 - Sr Lien 2016													
State Pool													
MB17 - SR LIEN BOND 2016	AR-0046	State Pool	12/09/16	Open	150,382.16	150,535.99	150,382.16	150,535.99	0.00	0.00	35,000,000.00	150,382.16	150,535.99
State Pool Total					<u>150,382.16</u>	<u>150,535.99</u>	<u>150,382.16</u>	<u>150,535.99</u>	<u>0.00</u>	<u>0.00</u>	<u>35,000,000.00</u>	<u>150,382.16</u>	<u>150,535.99</u>
802 - Sr Lien 2016 Total					<u>150,382.16</u>	<u>150,535.99</u>	<u>150,382.16</u>	<u>150,535.99</u>	<u>0.00</u>	<u>0.00</u>	<u>35,000,000.00</u>	<u>150,382.16</u>	<u>150,535.99</u>
TT05 - TEXAS TERM DRAINAGE													
State Pool													
TT05-TX TERM Drainage	AR-0027	State Pool	11/01/08	Open	337.23	337.51	337.23	337.51	0.00	0.00	109,774.61	337.23	337.51
State Pool Total					<u>337.23</u>	<u>337.51</u>	<u>337.23</u>	<u>337.51</u>	<u>0.00</u>	<u>0.00</u>	<u>109,774.61</u>	<u>337.23</u>	<u>337.51</u>
TT05 - TEXAS TERM DRAINAGE Total					<u>337.23</u>	<u>337.51</u>	<u>337.23</u>	<u>337.51</u>	<u>0.00</u>	<u>0.00</u>	<u>109,774.61</u>	<u>337.23</u>	<u>337.51</u>
TT00 - TEXAS TERM GENERAL													
State Pool													
TT00-TX TERM General	AR-0022	State Pool	11/01/08	Open	1,019.51	1,020.37	1,019.51	1,020.37	0.00	0.00	10,006,437.87	1,019.51	1,020.37
State Pool Total					<u>1,019.51</u>	<u>1,020.37</u>	<u>1,019.51</u>	<u>1,020.37</u>	<u>0.00</u>	<u>0.00</u>	<u>10,006,437.87</u>	<u>1,019.51</u>	<u>1,020.37</u>
TT00 - TEXAS TERM GENERAL Total					<u>1,019.51</u>	<u>1,020.37</u>	<u>1,019.51</u>	<u>1,020.37</u>	<u>0.00</u>	<u>0.00</u>	<u>10,006,437.87</u>	<u>1,019.51</u>	<u>1,020.37</u>
TT04 - TEXAS TERM ROAD & BRIDGE													
State Pool													
TT04-TX TERM Road & Bridge	AR-0026	State Pool	11/01/08	Open	1,016.50	1,017.36	1,016.50	1,017.36	0.00	0.00	10,463.28	1,016.50	1,017.36
State Pool Total					<u>1,016.50</u>	<u>1,017.36</u>	<u>1,016.50</u>	<u>1,017.36</u>	<u>0.00</u>	<u>0.00</u>	<u>10,463.28</u>	<u>1,016.50</u>	<u>1,017.36</u>

Portfolio Position
Ft. Bend County
Effective Interest - Actual Life
Receipts in Period
09/01/17 - 09/30/17

CUSIP	Invest Number	Security Description	Purchase Date	Call Date	Par Value On 09/01/17	Par Value On 09/30/17	Market Val On 09/01/17	Market Val On 09/30/17	Purchase Cost	Sales Proceeds	Original Princ/Cost	Amor Value On 09/01/17	Amor Value On 09/30/17
TT04 - TEXAS TERM ROAD & BRIDGE Total					<u>1,016.50</u>	<u>1,017.36</u>	<u>1,016.50</u>	<u>1,017.36</u>	<u>0.00</u>	<u>0.00</u>	<u>10,463.28</u>	<u>1,016.50</u>	<u>1,017.36</u>
TT02 - TEXAS TERM TOLL OPERATIONS													
State Pool													
TT02-TX TERM Toll Rd. Operation	AR-0024	State Pool	11/01/08	Open	<u>1,018.35</u>	<u>1,019.21</u>	<u>1,018.35</u>	<u>1,019.21</u>	<u>0.00</u>	<u>0.00</u>	<u>0.00</u>	<u>1,018.35</u>	<u>1,019.21</u>
State Pool Total					<u>1,018.35</u>	<u>1,019.21</u>	<u>1,018.35</u>	<u>1,019.21</u>	<u>0.00</u>	<u>0.00</u>	<u>0.00</u>	<u>1,018.35</u>	<u>1,019.21</u>
TT02 - TEXAS TERM TOLL OPERATIONS Total					<u>1,018.35</u>	<u>1,019.21</u>	<u>1,018.35</u>	<u>1,019.21</u>	<u>0.00</u>	<u>0.00</u>	<u>0.00</u>	<u>1,018.35</u>	<u>1,019.21</u>
09 - Temporary Holding													
FFCB													
3133EGY4	16-0004	FFCB 1.08 07/05/19	07/05/16	Open	<u>8,500,000.00</u>	<u>8,500,000.00</u>	<u>8,446,280.00</u>	<u>8,428,090.00</u>	<u>0.00</u>	<u>0.00</u>	<u>8,500,000.00</u>	<u>8,500,000.00</u>	<u>8,500,000.00</u>
FFCB Total					<u>8,500,000.00</u>	<u>8,500,000.00</u>	<u>8,446,280.00</u>	<u>8,428,090.00</u>	<u>0.00</u>	<u>0.00</u>	<u>8,500,000.00</u>	<u>8,500,000.00</u>	<u>8,500,000.00</u>
FHLMC													
3134G9G76	16-0003	FHLMC 0.80 06/29/18	06/30/16	Open	14,500,000.00	14,500,000.00	14,447,220.00	14,445,190.00	0.00	0.00	14,500,000.00	14,500,000.00	14,500,000.00
3134G9H42	16-0002	FHLMC 0.70 12/29/17	06/30/16	Open	10,000,000.00	10,000,000.00	9,986,200.00	9,987,700.00	0.00	0.00	10,000,000.00	10,000,000.00	10,000,000.00
3137EABA3	16-0001	FHLMC 0.75 04/09/18	06/29/16	Open	<u>6,000,000.00</u>	<u>6,000,000.00</u>	<u>5,985,120.00</u>	<u>5,983,440.00</u>	<u>0.00</u>	<u>0.00</u>	<u>6,007,505.28</u>	<u>6,002,569.43</u>	<u>6,002,216.83</u>
FHLMC Total					<u>30,500,000.00</u>	<u>30,500,000.00</u>	<u>30,418,540.00</u>	<u>30,416,330.00</u>	<u>0.00</u>	<u>0.00</u>	<u>30,507,505.28</u>	<u>30,502,569.43</u>	<u>30,502,216.83</u>
Money Market													
Prosperity-Money Market Accts.	AR-0009	Money Market	11/30/03	Open	<u>0.00</u>	<u>0.00</u>	<u>0.00</u>	<u>0.00</u>	<u>0.00</u>	<u>0.00</u>	<u>0.00</u>	<u>0.00</u>	<u>0.00</u>
Money Market Total					<u>0.00</u>	<u>0.00</u>	<u>0.00</u>	<u>0.00</u>	<u>0.00</u>	<u>0.00</u>	<u>0.00</u>	<u>0.00</u>	<u>0.00</u>
09 - Temporary Holding Total					<u>39,000,000.00</u>	<u>39,000,000.00</u>	<u>38,864,820.00</u>	<u>38,844,420.00</u>	<u>0.00</u>	<u>0.00</u>	<u>39,007,505.28</u>	<u>39,002,569.43</u>	<u>39,002,216.83</u>
Combined Port													
FFCB													
3133EGY4	16-0004	FFCB 1.08 07/05/19	07/05/16	Open	<u>8,500,000.00</u>	<u>8,500,000.00</u>	<u>8,446,280.00</u>	<u>8,428,090.00</u>	<u>0.00</u>	<u>0.00</u>	<u>8,500,000.00</u>	<u>8,500,000.00</u>	<u>8,500,000.00</u>
FFCB Total					<u>8,500,000.00</u>	<u>8,500,000.00</u>	<u>8,446,280.00</u>	<u>8,428,090.00</u>	<u>0.00</u>	<u>0.00</u>	<u>8,500,000.00</u>	<u>8,500,000.00</u>	<u>8,500,000.00</u>
FHLMC													
3134G9G76	16-0003	FHLMC 0.80 06/29/18	06/30/16	Open	14,500,000.00	14,500,000.00	14,447,220.00	14,445,190.00	0.00	0.00	14,500,000.00	14,500,000.00	14,500,000.00
3134G9H42	16-0002	FHLMC 0.70 12/29/17	06/30/16	Open	10,000,000.00	10,000,000.00	9,986,200.00	9,987,700.00	0.00	0.00	10,000,000.00	10,000,000.00	10,000,000.00
3137EABA3	16-0001	FHLMC 0.75 04/09/18	06/29/16	Open	<u>6,000,000.00</u>	<u>6,000,000.00</u>	<u>5,985,120.00</u>	<u>5,983,440.00</u>	<u>0.00</u>	<u>0.00</u>	<u>6,007,505.28</u>	<u>6,002,569.43</u>	<u>6,002,216.83</u>
FHLMC Total					<u>30,500,000.00</u>	<u>30,500,000.00</u>	<u>30,418,540.00</u>	<u>30,416,330.00</u>	<u>0.00</u>	<u>0.00</u>	<u>30,507,505.28</u>	<u>30,502,569.43</u>	<u>30,502,216.83</u>
Money Market													
Prosperity-Money Market Accts.	AR-0009	Money Market	11/30/03	Open	<u>308,330,554.13</u>	<u>281,256,983.93</u>	<u>308,330,554.13</u>	<u>281,256,983.93</u>	<u>0.00</u>	<u>0.00</u>	<u>12,505,577.66</u>	<u>308,330,554.13</u>	<u>281,256,983.93</u>
Money Market Total					<u>308,330,554.13</u>	<u>281,256,983.93</u>	<u>308,330,554.13</u>	<u>281,256,983.93</u>	<u>0.00</u>	<u>0.00</u>	<u>12,505,577.66</u>	<u>308,330,554.13</u>	<u>281,256,983.93</u>
State Pool													
LOG1-Logic- General	AR-0028	State Pool	11/10/08	Open	20,324,494.91	20,345,922.31	20,324,494.91	20,345,922.31	0.00	0.00	10,000,000.00	20,324,494.91	20,345,922.31
LOG2-Logic-Toll Rd.Operations	AR-0029	State Pool	11/10/08	Open	1,029.61	1,030.76	1,029.61	1,030.76	0.00	0.00	2,000,000.00	1,029.61	1,030.76
LOG5-Logic-Drainage	AR-0032	State Pool	11/10/08	Open	1,023.16	1,024.30	1,023.16	1,024.30	0.00	0.00	500,000.00	1,023.16	1,024.30
LOG8-Logic-Road & Bridge	AR-0035	State Pool	11/10/08	Open	1,023.58	1,024.72	1,023.58	1,024.72	0.00	0.00	1,000,000.00	1,023.58	1,024.72
MB02-MBIA General	AR-0015	State Pool	11/01/08	Open	7,527,262.31	7,534,963.65	7,527,262.31	7,534,963.65	0.00	0.00	17,374,917.83	7,527,262.31	7,534,963.65
MB03-MBIA Road & Bridge	AR-0016	State Pool	11/01/08	Open	50,932.05	50,984.16	50,932.05	50,984.16	0.00	0.00	2,856,438.24	50,932.05	50,984.16
MB04-MBIA Drainage	AR-0017	State Pool	11/01/08	Open	730,664.94	731,412.50	730,664.94	731,412.50	0.00	0.00	1,267,218.21	730,664.94	731,412.50
MB06-MBIA Toll Rd. Operations	AR-0019	State Pool	11/01/08	Open	8,375,204.57	8,383,773.46	8,375,204.57	8,383,773.46	0.00	0.00	3,143,377.27	8,375,204.57	8,383,773.46
MB12-MBIA ESD 100 AGREEMENT	AR-0041	State Pool	08/31/16	Open	932,383.10	933,337.04	932,383.10	933,337.04	0.00	0.00	3,900,000.00	932,383.10	933,337.04
MB13-MBIA ASSISTANCE DIST #1	AR-0042	State Pool	08/31/16	Open	86,167.49	86,255.64	86,167.49	86,255.64	0.00	0.00	10,000,000.00	86,167.49	86,255.64
MB14-MBIA GR PARKWAY OPERATIONS	AR-0043	State Pool	08/31/16	Open	4,569,410.68	4,574,085.77	4,569,410.68	4,574,085.77	0.00	0.00	8,500,000.00	4,569,410.68	4,574,085.77
MB15-FACILITIES BONDS 2016	AR-0044	State Pool	08/31/16	Open	224,328.10	224,557.62	224,328.10	224,557.62	0.00	0.00	30,000,000.00	224,328.10	224,557.62
MB16-MOBILITY BONDS 2016	AR-0045	State Pool	08/31/16	Open	186,960.66	187,151.94	186,960.66	187,151.94	0.00	0.00	30,000,000.00	186,960.66	187,151.94
MB17 - SR LIEN BOND 2016	AR-0046	State Pool	12/09/16	Open	150,382.16	150,535.99	150,382.16	150,535.99	0.00	0.00	35,000,000.00	150,382.16	150,535.99
TT00-TX TERM General	AR-0022	State Pool	11/01/08	Open	1,019.51	1,020.37	1,019.51	1,020.37	0.00	0.00	10,006,437.87	1,019.51	1,020.37

Portfolio Position
Ft. Bend County
Effective Interest - Actual Life
Receipts in Period
09/01/17 - 09/30/17

7

CUSIP	Invest Number	Security Description	Purchase Date	Call Date	Par Value On 09/01/17	Par Value On 09/30/17	Market Val On 09/01/17	Market Val On 09/30/17	Purchase Cost	Sales Proceeds	Original Princ/Cost	Amor Value On 09/01/17	Amor Value On 09/30/17
TT02-TX TERM Toll Rd. Operation	AR-0024	State Pool	11/01/08	Open	1,018.35	1,019.21	1,018.35	1,019.21	0.00	0.00	0.00	1,018.35	1,019.21
TT04-TX TERM Road & Bridge	AR-0026	State Pool	11/01/08	Open	1,016.50	1,017.36	1,016.50	1,017.36	0.00	0.00	10,463.28	1,016.50	1,017.36
TT05-TX TERM Drainage	AR-0027	State Pool	11/01/08	Open	<u>337.23</u>	<u>337.51</u>	<u>337.23</u>	<u>337.51</u>	0.00	0.00	<u>109,774.61</u>	<u>337.23</u>	<u>337.51</u>
State Pool Total					<u>43,164,658.91</u>	<u>43,209,454.31</u>	<u>43,164,658.91</u>	<u>43,209,454.31</u>	<u>0.00</u>	<u>0.00</u>	<u>165,668,627.31</u>	<u>43,164,658.91</u>	<u>43,209,454.31</u>
Combined Port Total					<u>390,495,213.04</u>	<u>363,466,438.24</u>	<u>390,360,033.04</u>	<u>363,310,858.24</u>	<u>0.00</u>	<u>0.00</u>	<u>217,181,710.25</u>	<u>390,497,782.47</u>	<u>363,468,655.07</u>

Earnings and Yields Summary

8

Ft. Bend County Effective Interest - Actual Life Receipts in Period 09/01/17 - 09/30/17

Security Description	09/01/17 09/07/17	09/08/17 09/14/17	09/15/17 09/21/17	09/22/17 09/28/17	09/29/17 09/30/17	09/01/17 09/30/17
Combined Port						
FFCB	1,785.00	1,785.00	1,785.00	1,785.00	510.00	7,650.00
FHLMC	4,409.40	4,409.39	4,409.39	4,409.39	1,259.83	18,897.40
Money Market	73,625.16	73,625.15	73,625.15	73,625.15	19,146.34	313,646.95
State Pool	<u>10,446.75</u>	<u>10,446.74</u>	<u>10,446.74</u>	<u>10,446.74</u>	<u>3,008.43</u>	<u>44,795.40</u>
Port Total	<u>90,266.31</u>	<u>90,266.28</u>	<u>90,266.28</u>	<u>90,266.28</u>	<u>23,924.60</u>	<u>384,989.75</u>
Combined Port						
FFCB	1.0800	1.0800	1.0800	1.0800	1.0800	1.0800
FHLMC	0.7434	0.7434	0.7434	0.7434	0.7434	0.7434
Money Market	1.2451	1.2451	1.2451	1.2451	1.1853	1.2413
State Pool	<u>1.2620</u>	<u>1.2620</u>	<u>1.2620</u>	<u>1.2620</u>	<u>1.2713</u>	<u>1.2626</u>
Port Total	<u>1.2036</u>	<u>1.2036</u>	<u>1.2036</u>	<u>1.2036</u>	<u>1.1565</u>	<u>1.2006</u>

Maturity Aging
Ft. Bend County
 Effective Interest - Actual Life
 Receipts in Period
 09/30/17

9

CUSIP	Invest Number	Security Description	Purchase Date	Days to Maturity	Yield Matur
0 - 30 Days					
LOG1-Logic- General	AR-0028	State Pool	11/10/08	1	1.2827
LOG2-Logic-Toll Rd.Operations	AR-0029	State Pool	11/10/08	1	1.2827
LOG5-Logic-Drainage	AR-0032	State Pool	11/10/08	1	1.2827
LOG8-Logic-Road & Bridge	AR-0035	State Pool	11/10/08	1	1.2827
MB02-MBIA General	AR-0015	State Pool	11/01/08	1	1.2500
MB03-MBIA Road & Bridge	AR-0016	State Pool	11/01/08	1	1.2500
MB04-MBIA Drainage	AR-0017	State Pool	11/01/08	1	1.2500
MB06-MBIA Toll Rd. Operations	AR-0019	State Pool	11/01/08	1	1.2500
MB12-MBIA ESD 100 AGREEMENT	AR-0041	State Pool	08/31/16	1	1.2500
MB13-MBIA ASSISTANCE DIST #1	AR-0042	State Pool	08/31/16	1	1.2500
MB14-MBIA GR PARKWAY OPERATIONS	AR-0043	State Pool	08/31/16	1	1.2500
MB15-FACILITIES BONDS 2016	AR-0044	State Pool	08/31/16	1	1.2500
MB16-MOBILITY BONDS 2016	AR-0045	State Pool	08/31/16	1	1.2500
MB17 - SR LIEN BOND 2016	AR-0046	State Pool	12/09/16	1	1.2500
Prosperity-Money Market Accts.	AR-0009	Money Market	11/30/03	1	1.3400
TT00-TX TERM General	AR-0022	State Pool	11/01/08	1	1.0300
TT02-TX TERM Toll Rd. Operation	AR-0024	State Pool	11/01/08	1	1.0300
TT04-TX TERM Road & Bridge	AR-0026	State Pool	11/01/08	1	1.0300
TT05-TX TERM Drainage	AR-0027	State Pool	11/01/08	1	1.0300
0 - 30 Days Total				<u>1</u>	<u>1.3301</u>
61 - 90 Days					
3134G9H42	16-0002	FHLMC 0.70 12/29/17	06/30/16	89	0.7000
61 - 90 Days Total				<u>89</u>	<u>0.7000</u>
181 - 364 Days					
3134G9G76	16-0003	FHLMC 0.80 06/29/18	06/30/16	269	0.8000
3137EAEA3	16-0001	FHLMC 0.75 04/09/18	06/29/16	189	0.6790
181 - 364 Days Total				<u>246</u>	<u>0.7646</u>
1 - 4 Years					
3133EGJX4	16-0004	FFCB 1.08 07/05/19	07/05/16	643	1.0800
1 - 4 Years Total				<u>643</u>	<u>1.0800</u>
Investment Total				<u>33</u>	<u>1.2743</u>

Activity Statement
Ft. Bend County
 Effective Interest - Actual Life
 Receipts in Period
 09/01/17 - 09/30/17

10

Purchase Date	Sale Date	CUSIP	Invest Number	Security Description	Amor Value On 09/01/17	Changes In Principal	Purchase Cost	Sales Proceeds	Purchased Interest	Int/Div Rec In the Perd	Amor Value On 09/30/17
FFCB											
07/05/16	Open	3133EGJX4	16-0004	FFCB 1.08 07/05/19	8,500,000.00	0.00	0.00	0.00	0.00	0.00	8,500,000.00
FFCB Total					<u>8,500,000.00</u>	<u>0.00</u>	<u>0.00</u>	<u>0.00</u>	<u>0.00</u>	<u>0.00</u>	<u>8,500,000.00</u>
FHLMC											
06/29/16	Open	3137EAEA3	16-0001	FHLMC 0.75 04/09/18	6,002,569.43	0.00	0.00	0.00	0.00	0.00	6,002,216.83
06/30/16	Open	3134G9H42	16-0002	FHLMC 0.70 12/29/17	10,000,000.00	0.00	0.00	0.00	0.00	0.00	10,000,000.00
06/30/16	Open	3134G9G76	16-0003	FHLMC 0.80 06/29/18	14,500,000.00	0.00	0.00	0.00	0.00	0.00	14,500,000.00
FHLMC Total					<u>30,502,569.43</u>	<u>0.00</u>	<u>0.00</u>	<u>0.00</u>	<u>0.00</u>	<u>0.00</u>	<u>30,502,216.83</u>
Money Market											
11/30/03	Open	Prosperity-Money Market Accts.	AR-0009	Money Market	308,330,554.13	-27,073,570.20	0.00	0.00	0.00	313,646.95	281,256,983.93
Money Market Total					<u>308,330,554.13</u>	<u>-27,073,570.20</u>	<u>0.00</u>	<u>0.00</u>	<u>0.00</u>	<u>313,646.95</u>	<u>281,256,983.93</u>
State Pool											
11/01/08	Open	MB02-MBIA General	AR-0015	State Pool	7,527,262.31	7,701.34	0.00	0.00	0.00	7,701.34	7,534,963.65
11/01/08	Open	MB03-MBIA Road & Bridge	AR-0016	State Pool	50,932.05	52.11	0.00	0.00	0.00	52.11	50,984.16
11/01/08	Open	MB04-MBIA Drainage	AR-0017	State Pool	730,664.94	747.56	0.00	0.00	0.00	747.56	731,412.50
11/01/08	Open	MB06-MBIA Toll Rd. Operations	AR-0019	State Pool	8,375,204.57	8,568.89	0.00	0.00	0.00	8,568.89	8,383,773.46
11/01/08	Open	TT00-TX TERM General	AR-0022	State Pool	1,019.51	0.86	0.00	0.00	0.00	0.86	1,020.37
11/01/08	Open	TT02-TX TERM Toll Rd. Operation	AR-0024	State Pool	1,018.35	0.86	0.00	0.00	0.00	0.86	1,019.21
11/01/08	Open	TT04-TX TERM Road & Bridge	AR-0026	State Pool	1,016.50	0.86	0.00	0.00	0.00	0.86	1,017.36
11/01/08	Open	TT05-TX TERM Drainage	AR-0027	State Pool	337.23	0.28	0.00	0.00	0.00	0.28	337.51
11/10/08	Open	LOG1-Logic- General	AR-0028	State Pool	20,324,494.91	21,427.40	0.00	0.00	0.00	21,427.40	20,345,922.31
11/10/08	Open	LOG2-Logic-Toll Rd.Operations	AR-0029	State Pool	1,029.61	1.15	0.00	0.00	0.00	1.15	1,030.76
11/10/08	Open	LOG5-Logic-Drainage	AR-0032	State Pool	1,023.16	1.14	0.00	0.00	0.00	1.14	1,024.30
11/10/08	Open	LOG8-Logic-Road & Bridge	AR-0035	State Pool	1,023.58	1.14	0.00	0.00	0.00	1.14	1,024.72
08/31/16	Open	MB12-MBIA ESD 100 AGREEMENT	AR-0041	State Pool	932,383.10	953.94	0.00	0.00	0.00	953.94	933,337.04
08/31/16	Open	MB13-MBIA ASSISTANCE DIST #1	AR-0042	State Pool	86,167.49	88.15	0.00	0.00	0.00	88.15	86,255.64
08/31/16	Open	MB14-MBIA GR PARKWAY OPERATIONS	AR-0043	State Pool	4,569,410.68	4,675.09	0.00	0.00	0.00	4,675.09	4,574,085.77
08/31/16	Open	MB15-FACILITIES BONDS 2016	AR-0044	State Pool	224,328.10	229.52	0.00	0.00	0.00	229.52	224,557.62
08/31/16	Open	MB16-MOBILITY BONDS 2016	AR-0045	State Pool	186,960.66	191.28	0.00	0.00	0.00	191.28	187,151.94
12/09/16	Open	MB17 - SR LIEN BOND 2016	AR-0046	State Pool	150,382.16	153.83	0.00	0.00	0.00	153.83	150,535.99
State Pool Total					<u>43,164,658.91</u>	<u>44,795.40</u>	<u>0.00</u>	<u>0.00</u>	<u>0.00</u>	<u>44,795.40</u>	<u>43,209,454.31</u>
Investment Total					<u>390,497,782.47</u>	<u>-27,028,774.80</u>	<u>0.00</u>	<u>0.00</u>	<u>0.00</u>	<u>358,442.35</u>	<u>363,468,655.07</u>

Interest Accrual
Ft. Bend County
Effective Interest - Actual Life
Receipts in Period
09/01/17 - 09/30/17

CUSIP	Invest Number	Security Description	Purchase Date	Sale Date	Yield Earned	Ending Par Val/Shares	Ending Amor Val/Cost	Purchased Interest	Int/Div Rec In the Perd	Int/Div Accrued In the Perd	PTD Purch Received	Int/Div Rec Purch/Date	Int/Div Accrued Purch/Date		
FFCB															
3133EGJX4	16-0004	FFCB 1.08 07/05/19	07/05/16	Open	1.0800	8,500,000.00	8,500,000.00	0.00	0.00	7,650.00	0.00	0.00	115,515.00		
FFCB Total					<u>1.0800</u>	<u>8,500,000.00</u>	<u>8,500,000.00</u>	<u>0.00</u>	<u>0.00</u>	<u>7,650.00</u>	<u>0.00</u>	<u>0.00</u>	<u>115,515.00</u>		
FHLMC															
3134G9H42	16-0002	FHLMC 0.70 12/29/17	06/30/16	Open	0.7000	10,000,000.00	10,000,000.00	0.00	0.00	5,833.33	0.00	0.00	87,694.44		
3137EAEA3	16-0001	FHLMC 0.75 04/09/18	06/29/16	Open	0.6790	6,000,000.00	6,002,216.83	0.00	0.00	3,750.00	0.00	0.00	56,500.00		
3134G9G76	16-0003	FHLMC 0.80 06/29/18	06/30/16	Open	0.8000	14,500,000.00	14,500,000.00	0.00	0.00	9,666.67	0.00	0.00	145,322.22		
FHLMC Total					<u>0.7434</u>	<u>30,500,000.00</u>	<u>30,502,216.83</u>	<u>0.00</u>	<u>0.00</u>	<u>19,250.00</u>	<u>0.00</u>	<u>0.00</u>	<u>289,516.66</u>		
Money Market															
Prosperity-Money Market Accts.			AR-0009	Money Market	11/30/03	Open	1.2413	281,256,983.93	281,256,983.93	0.00	313,646.95	0.00	0.00	26,893,559.40	0.00
Money Market Total					<u>1.2413</u>	<u>281,256,983.93</u>	<u>281,256,983.93</u>	<u>0.00</u>	<u>313,646.95</u>	<u>0.00</u>	<u>0.00</u>	<u>26,893,559.40</u>	<u>0.00</u>		
State Pool															
MB02-MBIA General	AR-0015	State Pool	11/01/08	Open	1.2448	7,534,963.65	7,534,963.65	0.00	7,701.34	0.00	0.00	264,314.02	0.00		
MB03-MBIA Road & Bridge	AR-0016	State Pool	11/01/08	Open	1.2448	50,984.16	50,984.16	0.00	52.11	0.00	0.00	91,723.31	0.00		
MB04-MBIA Drainage	AR-0017	State Pool	11/01/08	Open	1.2448	731,412.50	731,412.50	0.00	747.56	0.00	0.00	88,740.41	0.00		
MB06-MBIA Toll Rd. Operations	AR-0019	State Pool	11/01/08	Open	1.2448	8,383,773.46	8,383,773.46	0.00	8,568.89	0.00	0.00	99,710.26	0.00		
TT00-TX TERM General	AR-0022	State Pool	11/01/08	Open	1.0263	1,020.37	1,020.37	0.00	0.86	0.00	0.00	21,405.14	0.00		
TT02-TX TERM Toll Rd. Operation	AR-0024	State Pool	11/01/08	Open	1.0275	1,019.21	1,019.21	0.00	0.86	0.00	0.00	17,949.11	0.00		
TT04-TX TERM Road & Bridge	AR-0026	State Pool	11/01/08	Open	1.0293	1,017.36	1,017.36	0.00	0.86	0.00	0.00	8,224.64	0.00		
TT05-TX TERM Drainage	AR-0027	State Pool	11/01/08	Open	1.0102	337.51	337.51	0.00	0.28	0.00	0.00	5,016.78	0.00		
LOG1-Logic- General	AR-0028	State Pool	11/10/08	Open	1.2826	20,345,922.31	20,345,922.31	0.00	21,427.40	0.00	0.00	394,927.89	0.00		
LOG2-Logic-Toll Rd.Operations	AR-0029	State Pool	11/10/08	Open	1.3589	1,030.76	1,030.76	0.00	1.15	0.00	0.00	62,361.84	0.00		
LOG5-Logic-Drainage	AR-0032	State Pool	11/10/08	Open	1.3556	1,024.30	1,024.30	0.00	1.14	0.00	0.00	3,268.07	0.00		
LOG8-Logic-Road & Bridge	AR-0035	State Pool	11/10/08	Open	1.3550	1,024.72	1,024.72	0.00	1.14	0.00	0.00	6,512.24	0.00		
MB12-MBIA ESD 100 AGREEMENT	AR-0041	State Pool	08/31/16	Open	1.2448	933,337.04	933,337.04	0.00	953.94	0.00	0.00	33,337.04	0.00		
MB13-MBIA ASSISTANCE DIST #1	AR-0042	State Pool	08/31/16	Open	1.2446	86,255.64	86,255.64	0.00	88.15	0.00	0.00	86,255.64	0.00		
MB14-MBIA GR PARKWAY OPERATIONS	AR-0043	State Pool	08/31/16	Open	1.2448	4,574,085.77	4,574,085.77	0.00	4,675.09	0.00	0.00	74,080.29	0.00		
MB15-FACILITIES BONDS 2016	AR-0044	State Pool	08/31/16	Open	1.2448	224,557.62	224,557.62	0.00	229.52	0.00	0.00	224,538.29	0.00		
MB16-MOBILITY BONDS 2016	AR-0045	State Pool	08/31/16	Open	1.2447	187,151.94	187,151.94	0.00	191.28	0.00	0.00	187,151.94	0.00		
MB17 - SR LIEN BOND 2016	AR-0046	State Pool	12/09/16	Open	1.2445	150,535.99	150,535.99	0.00	153.83	0.00	0.00	150,535.99	0.00		
State Pool Total					<u>1.2626</u>	<u>43,209,454.31</u>	<u>43,209,454.31</u>	<u>0.00</u>	<u>44,795.40</u>	<u>0.00</u>	<u>0.00</u>	<u>1,820,052.90</u>	<u>0.00</u>		
Investment Total					<u>1.2006</u>	<u>363,466,438.24</u>	<u>363,468,655.07</u>	<u>0.00</u>	<u>358,442.35</u>	<u>26,900.00</u>	<u>0.00</u>	<u>28,713,612.30</u>	<u>405,031.66</u>		

Premium/Discount Amortization
Ft. Bend County
Effective Interest - Actual Life
Receipts in Period
09/01/17 - 09/30/17

12

CUSIP	Invest Number	Security Description	Purchase Date	Amortiz Date	Yield Earned	Beginning Par Val/Shares	Beginning Unamor Val/Cost	Premium Discount	Ending Par Val/Shares	Ending Amor Val/Cost	Unamor Prem/Dscnt	Amortization In the Perd	Amortization Purch/Date
FFCB													
3133EGJX4	16-0004	FFCB 1.08 07/05/19	07/05/16	07/05/19	1.0800	8,500,000.00	8,500,000.00	0.00	8,500,000.00	8,500,000.00	0.00	0.00	0.00
FFCB Total						<u>1.0800</u>	<u>8,500,000.00</u>	<u>8,500,000.00</u>	<u>0.00</u>	<u>8,500,000.00</u>	<u>8,500,000.00</u>	<u>0.00</u>	<u>0.00</u>
FHLMC													
3134G9H42	16-0002	FHLMC 0.70 12/29/17	06/30/16	12/29/17	0.7000	10,000,000.00	10,000,000.00	0.00	10,000,000.00	10,000,000.00	0.00	0.00	0.00
3137EAEA3	16-0001	FHLMC 0.75 04/09/18	06/29/16	04/09/18	0.6790	6,000,000.00	6,007,505.28	-7,505.28	6,000,000.00	6,002,216.83	-2,216.83	-352.60	-5,288.45
3134G9G76	16-0003	FHLMC 0.80 06/29/18	06/30/16	06/29/18	0.8000	14,500,000.00	14,500,000.00	0.00	14,500,000.00	14,500,000.00	0.00	0.00	0.00
FHLMC Total						<u>0.7434</u>	<u>30,500,000.00</u>	<u>30,507,505.28</u>	<u>-7,505.28</u>	<u>30,500,000.00</u>	<u>30,502,216.83</u>	<u>-2,216.83</u>	<u>-352.60</u>
Money Market													
Prosperity-Money Market Accts.		AR-0009	Money Market	11/30/03	Open	1.2413	308,330,554.13	308,330,554.13	0.00	281,256,983.93	281,256,983.93	0.00	0.00
Money Market Total						<u>1.2413</u>	<u>308,330,554.13</u>	<u>308,330,554.13</u>	<u>0.00</u>	<u>281,256,983.93</u>	<u>281,256,983.93</u>	<u>0.00</u>	<u>0.00</u>
State Pool													
MB02-MBIA General	AR-0015	State Pool	11/01/08	Open	1.2448	7,527,262.31	7,527,262.31	0.00	7,534,963.65	7,534,963.65	0.00	0.00	0.00
MB03-MBIA Road & Bridge	AR-0016	State Pool	11/01/08	Open	1.2448	50,932.05	50,932.05	0.00	50,984.16	50,984.16	0.00	0.00	0.00
MB04-MBIA Drainage	AR-0017	State Pool	11/01/08	Open	1.2448	730,664.94	730,664.94	0.00	731,412.50	731,412.50	0.00	0.00	0.00
MB06-MBIA Toll Rd. Operations	AR-0019	State Pool	11/01/08	Open	1.2448	8,375,204.57	8,375,204.57	0.00	8,383,773.46	8,383,773.46	0.00	0.00	0.00
TT00-TX TERM General	AR-0022	State Pool	11/01/08	Open	1.0263	1,019.51	1,019.51	0.00	1,020.37	1,020.37	0.00	0.00	0.00
TT02-TX TERM Toll Rd. Operation	AR-0024	State Pool	11/01/08	Open	1.0275	1,018.35	1,018.35	0.00	1,019.21	1,019.21	0.00	0.00	0.00
TT04-TX TERM Road & Bridge	AR-0026	State Pool	11/01/08	Open	1.0293	1,016.50	1,016.50	0.00	1,017.36	1,017.36	0.00	0.00	0.00
TT05-TX TERM Drainage	AR-0027	State Pool	11/01/08	Open	1.0102	337.23	337.23	0.00	337.51	337.51	0.00	0.00	0.00
LOG1-Logic- General	AR-0028	State Pool	11/10/08	Open	1.2826	20,324,494.91	20,324,494.91	0.00	20,345,922.31	20,345,922.31	0.00	0.00	0.00
LOG2-Logic-Toll Rd.Operations	AR-0029	State Pool	11/10/08	Open	1.3589	1,029.61	1,029.61	0.00	1,030.76	1,030.76	0.00	0.00	0.00
LOG5-Logic-Drainage	AR-0032	State Pool	11/10/08	Open	1.3556	1,023.16	1,023.16	0.00	1,024.30	1,024.30	0.00	0.00	0.00
LOG8-Logic-Road & Bridge	AR-0035	State Pool	11/10/08	Open	1.3550	1,023.58	1,023.58	0.00	1,024.72	1,024.72	0.00	0.00	0.00
MB12-MBIA ESD 100 AGREEMENT	AR-0041	State Pool	08/31/16	Open	1.2448	932,383.10	932,383.10	0.00	933,337.04	933,337.04	0.00	0.00	0.00
MB13-MBIA ASSISTANCE DIST #1	AR-0042	State Pool	08/31/16	Open	1.2446	86,167.49	86,167.49	0.00	86,255.64	86,255.64	0.00	0.00	0.00
MB14-MBIA GR PARKWAY OPERATIONS	AR-0043	State Pool	08/31/16	Open	1.2448	4,569,410.68	4,569,410.68	0.00	4,574,085.77	4,574,085.77	0.00	0.00	0.00
MB15-FACILITIES BONDS 2016	AR-0044	State Pool	08/31/16	Open	1.2448	224,328.10	224,328.10	0.00	224,557.62	224,557.62	0.00	0.00	0.00
MB16-MOBILITY BONDS 2016	AR-0045	State Pool	08/31/16	Open	1.2447	186,960.66	186,960.66	0.00	187,151.94	187,151.94	0.00	0.00	0.00
MB17 - SR LIEN BOND 2016	AR-0046	State Pool	12/09/16	Open	1.2445	150,382.16	150,382.16	0.00	150,535.99	150,535.99	0.00	0.00	0.00
State Pool Total						<u>1.2626</u>	<u>43,164,658.91</u>	<u>43,164,658.91</u>	<u>0.00</u>	<u>43,209,454.31</u>	<u>43,209,454.31</u>	<u>0.00</u>	<u>0.00</u>
Investment Total						<u>1.2006</u>	<u>390,495,213.04</u>	<u>390,502,718.32</u>	<u>-7,505.28</u>	<u>363,466,438.24</u>	<u>363,468,655.07</u>	<u>-2,216.83</u>	<u>-352.60</u>

Open Investments
Ft. Bend County
Effective Interest - Actual Life
Receipts in Period
09/30/17

13

CUSIP	Invest Number	Security Description	Invest Class	Purchase Date	Call Date	Purchase Institut	SafeKeep Institut	Issuing Institut	Yield Matur	Yield Call	Original Unit Cost	Original Par Val/Shares	Original Princ/Cost	Orig Prem Discount	Ending Unit Price	Ending Par Val/Shares	Ending Amor Val/Cost	Unamor Prem/Dscnt
FFCB																		
3133BGTX4	16-0004	FFCB 1.08 07/05/19		07/05/16	Open	700	100	None	1.0800	1.0800	1.000000	8,500,000.00	8,500,000.00	0.00	1.000000	8,500,000.00	8,500,000.00	0.00
FFCB Total									<u>1.0800</u>	<u>1.0800</u>	<u>1.000000</u>	<u>8,500,000.00</u>	<u>8,500,000.00</u>	<u>0.00</u>	<u>1.000000</u>	<u>8,500,000.00</u>	<u>8,500,000.00</u>	<u>0.00</u>
FHLMC																		
3134G9H42	16-0002	FHLMC 0.70 12/29/17		06/30/16	Open	700	100	None	0.7000	0.7000	1.000000	10,000,000.00	10,000,000.00	0.00	1.000000	10,000,000.00	10,000,000.00	0.00
3137EAEA3	16-0001	FHLMC 0.75 04/09/18		06/29/16	Open	700	100	None	0.6790	0.6790	1.001251	6,000,000.00	6,007,505.28	-7,505.28	1.000369	6,000,000.00	6,002,216.83	-2,216.83
3134G9G76	16-0003	FHLMC 0.80 06/29/18		06/30/16	Open	1200	100	None	0.8000	0.8000	1.000000	14,500,000.00	14,500,000.00	0.00	1.000000	14,500,000.00	14,500,000.00	0.00
FHLMC Total									<u>0.7434</u>	<u>0.7434</u>	<u>1.000246</u>	<u>30,500,000.00</u>	<u>30,507,505.28</u>	<u>-7,505.28</u>	<u>1.000073</u>	<u>30,500,000.00</u>	<u>30,502,216.83</u>	<u>-2,216.83</u>
Money Market																		
Prosperity-Money Market Accts.	AR-0009	Money Market		11/30/03	Open	100	100	100	1.3400	1.3400	1.000000	12,505,577.66	12,505,577.66	0.00	1.000000	281,256,983.93	281,256,983.93	0.00
Money Market Total									<u>1.3400</u>	<u>1.3400</u>	<u>1.000000</u>	<u>12,505,577.66</u>	<u>12,505,577.66</u>	<u>0.00</u>	<u>1.000000</u>	<u>281,256,983.93</u>	<u>281,256,983.93</u>	<u>0.00</u>
State Pool																		
MB02-MBIA General	AR-0015	State Pool		11/01/08	Open	2000	2000	2000	1.2500	1.2500	1.000000	17,374,917.83	17,374,917.83	0.00	1.000000	7,534,963.65	7,534,963.65	0.00
MB03-MBIA Road & Bridge	AR-0016	State Pool		11/01/08	Open	2000	2000	2000	1.2500	1.2500	1.000000	2,856,438.24	2,856,438.24	0.00	1.000000	50,984.16	50,984.16	0.00
MB04-MBIA Drainage	AR-0017	State Pool		11/01/08	Open	2000	2000	2000	1.2500	1.2500	1.000000	1,267,218.21	1,267,218.21	0.00	1.000000	731,412.50	731,412.50	0.00
MB06-MBIA Toll Rd. Operations	AR-0019	State Pool		11/01/08	Open	2000	2000	2000	1.2500	1.2500	1.000000	3,143,377.27	3,143,377.27	0.00	1.000000	8,383,773.46	8,383,773.46	0.00
TT00-TX TERM General	AR-0022	State Pool		11/01/08	Open	2005	2005	2005	1.0300	1.0300	1.000000	10,006,437.87	10,006,437.87	0.00	1.000000	1,020.37	1,020.37	0.00
TT02-TX TERM Toll Rd. Operation	AR-0024	State Pool		11/01/08	Open	2005	2005	2005	1.0300	1.0300	0.000000	0.00	0.00	0.00	1.000000	1,019.21	1,019.21	0.00
TT04-TX TERM Road & Bridge	AR-0026	State Pool		11/01/08	Open	2005	2005	2005	1.0300	1.0300	1.000000	10,463.28	10,463.28	0.00	1.000000	1,017.36	1,017.36	0.00
TT05-TX TERM Drainage	AR-0027	State Pool		11/01/08	Open	2005	2005	2005	1.0300	1.0300	1.000000	109,774.61	109,774.61	0.00	1.000000	337.51	337.51	0.00
LOG1-Logic- General	AR-0028	State Pool		11/10/08	Open	200	200	200	1.2827	1.2827	1.000000	10,000,000.00	10,000,000.00	0.00	1.000000	20,345,922.31	20,345,922.31	0.00
LOG2-Logic-Toll Rd.Operations	AR-0029	State Pool		11/10/08	Open	200	200	200	1.2827	1.2827	1.000000	2,000,000.00	2,000,000.00	0.00	1.000000	1,030.76	1,030.76	0.00
LOG5-Logic-Drainage	AR-0032	State Pool		11/10/08	Open	200	200	200	1.2827	1.2827	1.000000	500,000.00	500,000.00	0.00	1.000000	1,024.30	1,024.30	0.00
LOG8-Logic-Road & Bridge	AR-0035	State Pool		11/10/08	Open	200	200	200	1.2827	1.2827	1.000000	1,000,000.00	1,000,000.00	0.00	1.000000	1,024.72	1,024.72	0.00
MB12-MBIA ESD 100 AGREEMENT	AR-0041	State Pool		08/31/16	Open	2000	2000	2000	1.2500	1.2500	1.000000	3,900,000.00	3,900,000.00	0.00	1.000000	933,337.04	933,337.04	0.00
MB13-MBIA ASSISTANCE DIST #1	AR-0042	State Pool		08/31/16	Open	2000	2000	2000	1.2500	1.2500	1.000000	10,000,000.00	10,000,000.00	0.00	1.000000	86,255.64	86,255.64	0.00
MB14-MBIA GR PARKWAY OPERATIONS	AR-0043	State Pool		08/31/16	Open	2000	2000	2000	1.2500	1.2500	1.000000	8,500,000.00	8,500,000.00	0.00	1.000000	4,574,085.77	4,574,085.77	0.00
MB15-FACILITIES BONDS 2016	AR-0044	State Pool		08/31/16	Open	2000	2000	2000	1.2500	1.2500	1.000000	30,000,000.00	30,000,000.00	0.00	1.000000	224,557.62	224,557.62	0.00
MB16-MOBILITY BONDS 2016	AR-0045	State Pool		08/31/16	Open	2000	2000	2000	1.2500	1.2500	1.000000	30,000,000.00	30,000,000.00	0.00	1.000000	187,151.94	187,151.94	0.00
MB17 - SR LIEN BOND 2016	AR-0046	State Pool		12/09/16	Open	2000	2000	2000	1.2500	1.2500	1.000000	35,000,000.00	35,000,000.00	0.00	1.000000	150,535.99	150,535.99	0.00
State Pool Total									<u>1.2654</u>	<u>1.2654</u>	<u>1.000000</u>	<u>165,668,627.31</u>	<u>165,668,627.31</u>	<u>0.00</u>	<u>1.000000</u>	<u>43,209,454.31</u>	<u>43,209,454.31</u>	<u>0.00</u>
Investment Total									<u>1.2743</u>	<u>1.2743</u>	<u>1.000035</u>	<u>217,174,204.97</u>	<u>217,181,710.25</u>	<u>-7,505.28</u>	<u>1.000006</u>	<u>363,466,438.24</u>	<u>363,468,655.07</u>	<u>-2,216.83</u>

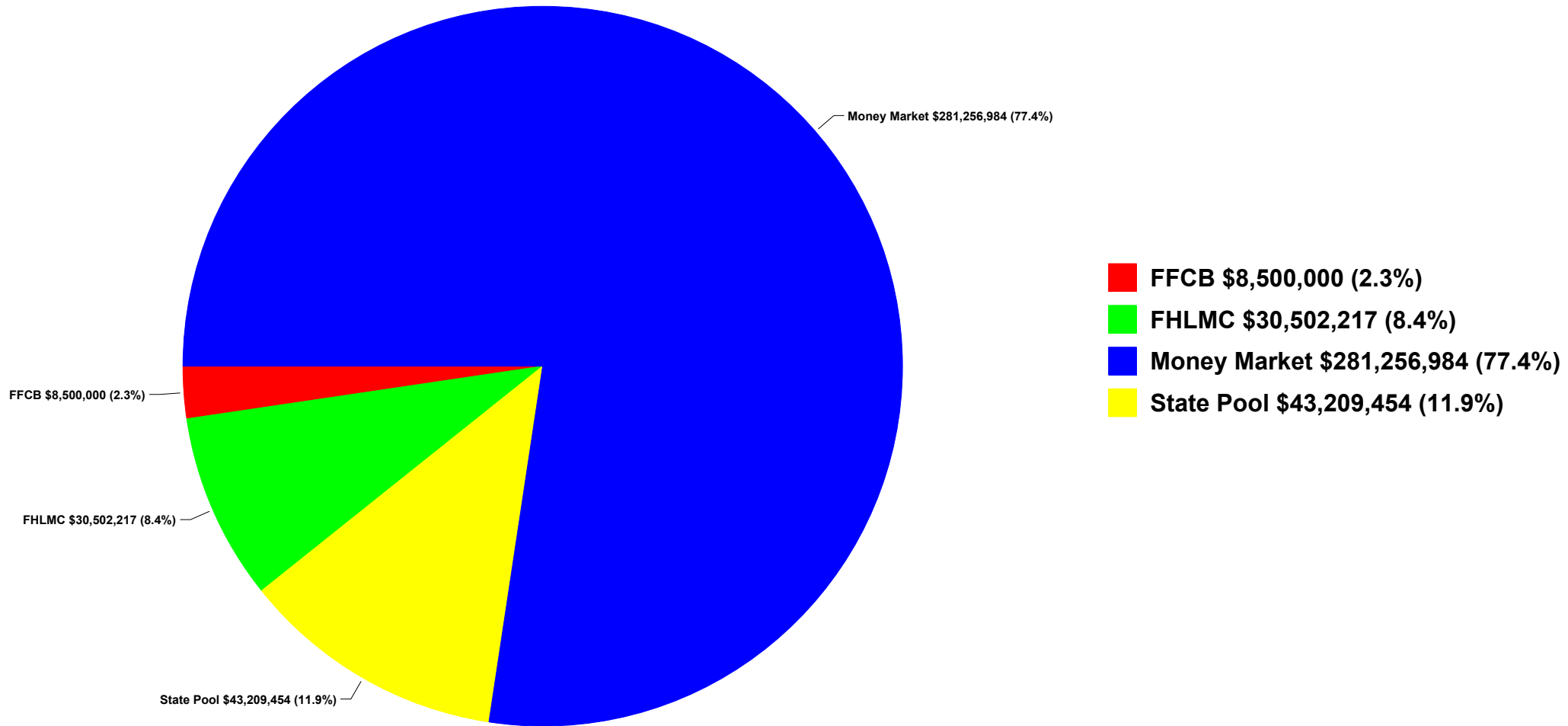
Open Investments

Ft. Bend County

Effective Interest - Actual Life
Receipts in Period
09/30/17

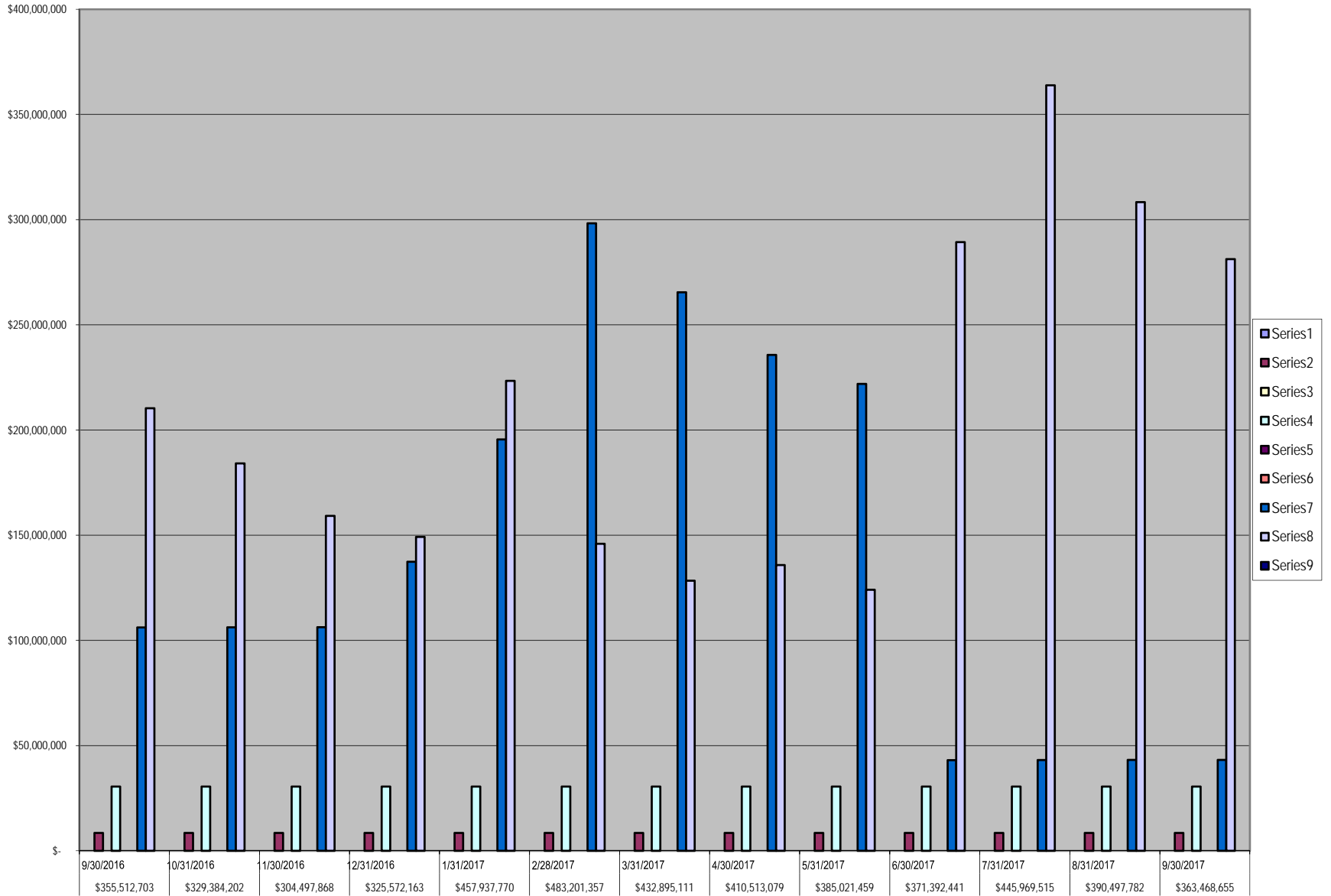
By Security

Open Investments \$363,468,655



FBC INVESTMENT TRAILING 12 MONTHS

Open Investments		FARMERS MAC DN	FFCB	FHLB	FHLMC	FNMA	FNMA DISCOUNT NOTE	State Pool	Prosperity Money Market	Prosperity - Invst. Acct.
\$ 355,512,703	9/30/2016	\$ -	\$ 8,500,000	\$ -	\$ 30,506,440	\$ -	\$ -	\$ 106,157,420	\$ 210,348,843	\$ -
\$ 329,384,202	10/31/2016	\$ -	\$ 8,500,000	\$ -	\$ 30,506,440	\$ -	\$ -	\$ 106,231,840	\$ 184,144,857	\$ -
\$ 304,497,868	11/30/2016	\$ -	\$ 8,500,000	\$ -	\$ 30,505,738	\$ -	\$ -	\$ 106,304,648	\$ 159,187,483	\$ -
\$ 325,572,163	12/31/2016	\$ -	\$ 8,500,000	\$ -	\$ 30,505,386	\$ -	\$ -	\$ 137,401,990	\$ 149,164,787	\$ -
\$ 457,937,770	1/31/2017	\$ -	\$ 8,500,000	\$ -	\$ 30,505,035	\$ -	\$ -	\$ 195,548,001	\$ 223,384,734	\$ -
\$ 483,201,357	2/28/2017	\$ -	\$ 8,500,000	\$ -	\$ 30,504,684	\$ -	\$ -	\$ 298,250,107	\$ 145,946,566	\$ -
\$ 432,895,111	3/31/2017	\$ -	\$ 8,500,000	\$ -	\$ 30,504,332	\$ -	\$ -	\$ 265,491,332	\$ 128,399,447	\$ -
\$ 410,513,079	4/30/2017	\$ -	\$ 8,500,000	\$ -	\$ 30,503,980	\$ -	\$ -	\$ 235,712,333	\$ 135,796,767	\$ -
\$ 385,021,459	5/31/2017	\$ -	\$ 8,500,000	\$ -	\$ 30,503,627	\$ -	\$ -	\$ 221,919,910	\$ 124,097,921	\$ -
\$ 371,392,441	6/30/2017	\$ -	\$ 8,500,000	\$ -	\$ 30,503,275	\$ -	\$ -	\$ 43,074,829	\$ 289,314,337	\$ -
\$ 445,969,515	7/31/2017	\$ -	\$ 8,500,000	\$ -	\$ 30,502,922	\$ -	\$ -	\$ 43,119,051	\$ 363,847,542	\$ -
\$ 390,497,782	8/31/2017	\$ -	\$ 8,500,000	\$ -	\$ 30,502,569	\$ -	\$ -	\$ 43,164,659	\$ 308,330,554	\$ -
\$ 363,468,655	9/30/2017	\$ -	\$ 8,500,000	\$ -	\$ 30,502,217	\$ -	\$ -	\$ 43,209,454	\$ 281,256,984	\$ -



Wendt, Sandra

From: Laura Turner (111) <Laura.Turner@prosperitybankusa.com>
Sent: Tuesday, September 05, 2017 11:30 AM
To: Brogdon, Jennifer; Segura, Maria; Elster, Melissa; Schultz, Patsy; Wendt, Sandra
Subject: September interest rate

In accordance to the Depository bid, the variable interest rate for the month of September will reflect the change in the 91 day T-bill rate. The 91 day T-bill investment rate is 1.037%. Rate paid will be 1.327% (1.037% + .29) on the General Fund and all other accounts.

Laura Turner 

Assistant Vice President

Lending Assistant

Prosperity Bank

Sugar Land Banking Center

14060 Southwest Freeway

Sugar Land, TX 77478

Phone: 281-269-7200

Direct: 281-269-7254

Fax: 281-269-7108

Email: laura.turner@prosperitybankusa.com

NYSE: PB

**Handy information should the need arise.....**

281-242-4762 Fastline

1.866.985.2273 To Activate & Pin your Debit Card

1.800.684.2132 Report your card Lost/Stolen ATM/Debit Card

1.800.531.1401 Customer Service Center Mon-->Fri. 7am-7pm & Sat. 9am-5pm (can also assist with debit card issues).

 Please consider the environment before printing this e-mail - think Green 



Daily Rates

September 2017

TXCLASS

Average Monthly Yield: 1.25%

Date	Dividend Rate	Annual Yield
01-Sep-17	0.000033836	1.24%
02-Sep-17	0.000033836	1.24%
03-Sep-17	0.000033836	1.24%
04-Sep-17	0.000033836	1.24%
05-Sep-17	0.000033536	1.23%
06-Sep-17	0.000033838	1.24%
07-Sep-17	0.000033899	1.24%
08-Sep-17	0.000034112	1.25%
09-Sep-17	0.000034112	1.25%
10-Sep-17	0.000034112	1.25%
11-Sep-17	0.000034112	1.25%
12-Sep-17	0.000034112	1.25%
13-Sep-17	0.000034082	1.25%
14-Sep-17	0.000034113	1.25%
15-Sep-17	0.000034112	1.25%
16-Sep-17	0.000034112	1.25%
17-Sep-17	0.000034112	1.25%
18-Sep-17	0.000034201	1.25%
19-Sep-17	0.000034186	1.25%
20-Sep-17	0.000034219	1.25%
21-Sep-17	0.000034248	1.25%
22-Sep-17	0.000034267	1.25%
23-Sep-17	0.000034267	1.25%
24-Sep-17	0.000034267	1.25%
25-Sep-17	0.000033970	1.24%
26-Sep-17	0.000034112	1.25%
27-Sep-17	0.000034112	1.25%
28-Sep-17	0.000034309	1.26%
29-Sep-17	0.000034386	1.26%
30-Sep-17	0.000034386	1.26%

Current Rates:

As of September 30, 2017

Current Yield¹	<u>1.03%</u>
One-Day Yield¹	<u>1.04%</u>
Allocation Factor¹	<u>0.000028432</u>

Historical Rates

Monthly Distribution Yields²

	<u>2008</u>	<u>2009</u>	<u>2010</u>	<u>2011</u>	<u>2012</u>	<u>2013</u>	<u>2014</u>	<u>2015</u>	<u>2016</u>	<u>2017</u>
January	4.27%	1.14%	0.17%	0.14%	0.08%	0.12%	0.04%	0.07%	0.35%	0.58%
February	3.57%	0.83%	0.17%	0.17%	0.10%	0.10%	0.04%	0.08%	0.39%	0.59%
March	2.98%	0.74%	0.18%	0.14%	0.10%	0.10%	0.04%	0.09%	0.41%	0.66%
April	2.51%	0.63%	0.19%	0.10%	0.10%	0.08%	0.04%	0.09%	0.42%	0.75%
May	2.36%	0.55%	0.19%	0.09%	0.12%	0.08%	0.04%	0.09%	0.43%	0.76%
June	2.26%	0.50%	0.21%	0.09%	0.13%	0.05%	0.04%	0.09%	0.44%	0.85%
July	2.29%	0.42%	0.23%	0.06%	0.13%	0.05%	0.05%	0.10%	0.45%	0.96%
August	2.39%	0.41%	0.24%	0.08%	0.13%	0.05%	0.06%	0.11%	0.47%	1.00%
September	2.38%	0.37%	0.21%	0.07%	0.13%	0.05%	0.06%	0.13%	0.50%	1.03%
October	2.65%	0.27%	0.19%	0.07%	0.13%	0.04%	0.06%	0.15%	0.47%	
November	2.13%	0.26%	0.17%	0.08%	0.13%	0.04%	0.06%	0.15%	0.45%	
December	1.79%	0.23%	0.15%	0.11%	0.13%	0.04%	0.07%	0.23%	0.50%	

**Call Toll-Free
1-866-TEX-TERM**

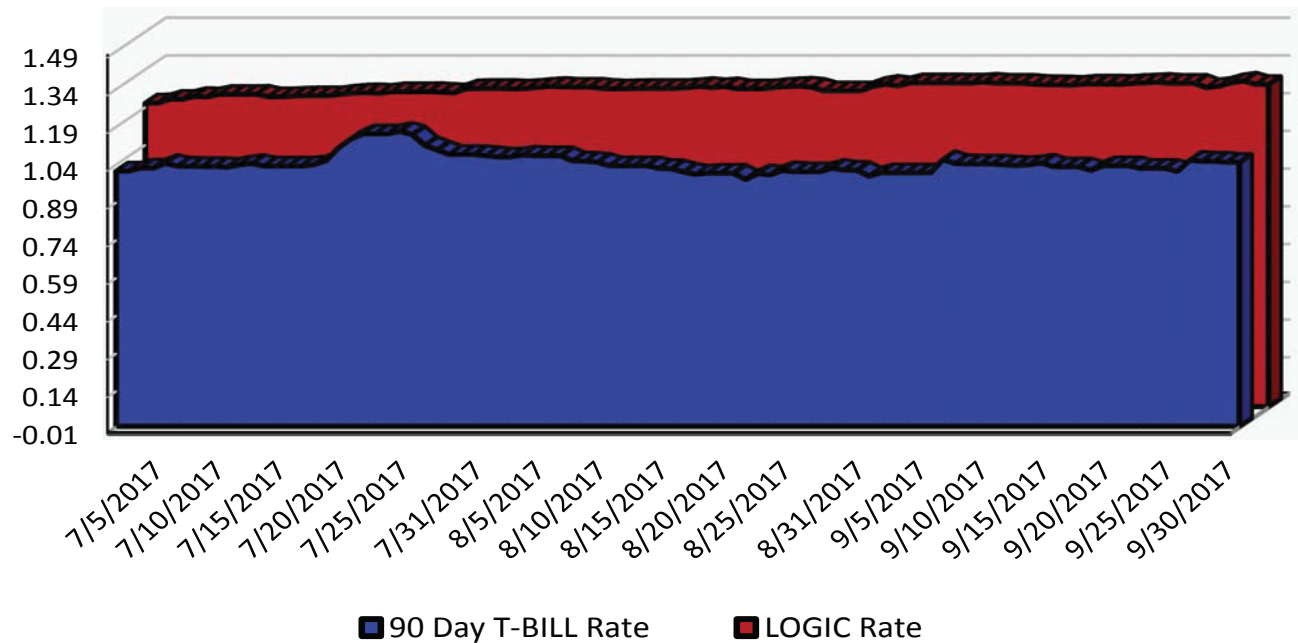
Past performance is not indicative of future results and yields may vary.

(1) The current yield, which is also known as the current annualized yield or current seven-day yield, represents the net change, exclusive of capital changes and income other than investment income, in the value of a hypothetical account with a balance of one share (normally \$1.00 per share) over a seven-day base period expressed as a percentage of the value of one share at the beginning of the seven-day period. This resulting net change in account value is then annualized by multiplying it by 365 and dividing the result by 7. The yields shown may reflect fee waivers by service providers that subsidize and reduce the total operating expenses of the TexasDAILY portfolio. Portfolio yields would be lower if there were no such waivers. The allocation factor represents the daily net income dividend declared by the TexasDAILY portfolio divided by the portfolio's daily net assets. The one-day yield represents the allocation factor of the TexasDAILY portfolio divided by the daily net asset value per share (normally \$1.00) multiplied by 365. Unlike the current yield—which excludes capital changes and income other than investment income—the allocation factor and one-day yield are inclusive of capital changes and any income other than investment income.

(2) The monthly distribution yield represents the sum of a month's one-day allocation factors divided by the number of days in that month, and multiplied by 365. The yields shown may reflect fee waivers by service providers that subsidize and reduce the total operating expenses of the TexasDAILY portfolio. Portfolio yields would be lower if there were no such waivers.

*This information is for institutional investor use only, not for further distribution to retail investors, and does not represent an offer to sell or a solicitation of an offer to buy or sell any fund or other security. Investors should consider the Pool's investment objectives, risks, charges and expenses before investing. This and other information about the Pool is available in the Pool's Information Statement, which should be read carefully before investing. A copy of the Pool's Information Statement may be obtained by calling 1-866-839-8376 or is available on the Pool's website at www.texasterm.net. While TexasDAILY seeks to maintain a stable net asset value of \$1.00 per share and TexasTERM seeks to achieve a net asset value of \$1.00 per share at its stated maturity, it is possible to lose money investing in the Pool. An investment in the Pool is not insured or guaranteed by the Federal Deposit Insurance Corporation or any other government agency. Shares of the Pool are distributed by **PFM Fund Distributors, Inc.**, member Financial Industry Regulatory Authority (FINRA) (www.finra.org) and Securities Investor Protection Corporation (SIPC) (www.sipc.org). PFM Fund Distributors, Inc. is a wholly owned subsidiary of PFM Asset Management LLC.*

LOGIC versus 90-Day Treasury Bill



This material is for information purposes only. This information does not represent an offer to buy or sell a security. The above rate information is obtained from sources that are believed to be reliable; however, its accuracy or completeness September be subject to change. The LOGIC management fee be waived in full or in part at the discretion of the LOGIC co-administrators and the LOGIC rate for the period shown reflects waiver of fees. This table represents historical investment performance/return to the customer, net of fees, and is not an indication of future performance. An investment in the security is not insured or guaranteed by the Federal Deposit Insurance Corporation or any other government agency. Although the issuer seeks to preserve the value of an investment at \$1.00 per share, it is possible to lose money by investing in the security. Information about these and other program details are in the fund's Information Statement which should be read carefully before investing. The yield on the 90-Day Treasury Bill ("T-Bill Yield") is shown for comparative purposes only. When comparing the investment returns of the LOGIC pool to the T-Bill Yield, you should know that the LOGIC pool consist of allocations of specific diversified securities as detailed in the respective Information Statements. The T-Bill Yield is taken from Bloomberg Finance L.P. and represents the daily closing yield on the then current 90-day T-Bill.

Daily Summary for September 2017

Date	Mny Mkt Fund Equiv. [SEC Std.]	Daily Allocation Factor	LOGIC Invested Balance	Market Value Per Share	WAM Days (1)*	WAM Days (2)*
9/1/2017	1.2859%	0.000035229	\$5,886,904,073.79	1.000055	35	77
9/2/2017	1.2859%	0.000035229	\$5,886,904,073.79	1.000055	35	77
9/3/2017	1.2859%	0.000035229	\$5,886,904,073.79	1.000055	35	77
9/4/2017	1.2859%	0.000035229	\$5,886,904,073.79	1.000055	35	77
9/5/2017	1.2852%	0.000035211	\$5,889,786,575.68	1.000120	37	78
9/6/2017	1.2854%	0.000035216	\$5,897,837,022.64	1.000121	37	77
9/7/2017	1.2889%	0.000035312	\$5,883,257,874.53	1.000125	39	78
9/8/2017	1.2847%	0.000035198	\$5,898,833,747.97	1.000088	38	76
9/9/2017	1.2847%	0.000035198	\$5,898,833,747.97	1.000088	38	76
9/10/2017	1.2847%	0.000035198	\$5,898,833,747.97	1.000088	38	76
9/11/2017	1.2801%	0.000035072	\$5,996,361,333.90	1.000125	37	74
9/12/2017	1.2787%	0.000035033	\$5,998,325,210.06	1.000124	41	78
9/13/2017	1.2779%	0.000035012	\$6,017,045,019.47	1.000125	40	77
9/14/2017	1.2761%	0.000034963	\$6,080,080,972.93	1.000123	41	77
9/15/2017	1.2810%	0.000035096	\$5,937,243,516.45	1.000088	39	76
9/16/2017	1.2810%	0.000035096	\$5,937,243,516.45	1.000088	39	76
9/17/2017	1.2810%	0.000035096	\$5,937,243,516.45	1.000088	39	76
9/18/2017	1.2799%	0.000035066	\$5,963,320,821.28	1.000125	40	78
9/19/2017	1.2839%	0.000035174	\$5,973,584,806.78	1.000124	41	81
9/20/2017	1.2858%	0.000035227	\$5,962,782,532.41	1.000124	42	82
9/21/2017	1.2881%	0.000035291	\$5,976,101,214.61	1.000120	41	78
9/22/2017	1.2844%	0.000035189	\$5,947,798,570.18	1.000050	42	79
9/23/2017	1.2844%	0.000035189	\$5,947,798,570.18	1.000050	42	79
9/24/2017	1.2844%	0.000035189	\$5,947,798,570.18	1.000050	42	79
9/25/2017	1.2666%	0.000034702	\$6,252,620,911.44	1.000109	39	75
9/26/2017	1.2724%	0.000034859	\$6,244,032,738.55	1.000106	42	76
9/27/2017	1.2861%	0.000035235	\$6,050,525,059.63	1.000112	43	78
9/28/2017	1.2930%	0.000035424	\$6,028,232,557.33	1.000111	43	80
9/29/2017	1.2793%	0.000035050	\$5,995,123,374.79	1.000070	43	78
9/30/2017	1.2793%	0.000035050	\$5,995,123,374.79	1.000070	43	78
Average	1.2827%	0.000035142	\$5,970,112,839.99		40	77

Prosperity Bank
Money Market Accounts
September 30, 2017

FUND	DESCRIPTION	BEGINNING BALANCE	DEPOSITS	WITH- DRAWALS	INTEREST	ENDING BALANCE
100	General Operating	67,817,241.99	24,993,173.65	36,802,936.20	64,359.56	56,071,839.00
150	Juvenile Operations	5,883,563.73	17,255.73	1,058,586.92	5,741.41	4,847,973.95
155	Road & Bridge	11,830,145.83	445,582.52	1,734,216.24	11,853.78	10,553,365.89
160	Drainage District	12,544,101.82	26,025.80	619,806.15	13,326.54	11,963,648.01
165	Lateral Road	811,609.20	-	-	885.21	812,494.41
170	Statue Restoration	4,351.48	-	-	4.75	4,356.23
175	City Water Assistance	25,584.20	227.00	187.75	27.77	25,651.22
185	Entex Contributions	4.41	-	-	-	4.41
190	H L & P Assistance	119,919.83	-	3,552.95	128.76	116,495.64
195	County Law Library	1,243,713.52	34,188.93	27,307.79	1,362.46	1,251,957.12
200	Law Enforcement Academy	474,700.53	40,878.15	11,690.13	523.53	504,412.08
360	Law Enforcement Training	174,952.18	-	-	190.82	175,143.00
215	Library Donations	113,844.04	780.23	3,478.06	122.49	111,268.70
225	FBC Asset Forfeiture-Task-State	499,928.47	-	16,244.17	535.26	484,219.56
235	Probate Court Training	100,595.94	850.00	-	110.06	101,556.00
245	Alert Program-Juvenile	52,136.59	-	-	56.86	52,193.45
255	D A Asset Forfeiture-Fed.	52.28	-	-	0.06	52.34
265	Gus George Memorial	4,742.64	-	-	5.17	4,747.81
275	D A Special Fund Run	18,070.40	-	-	19.71	18,090.11
280	Co.Atty.Supplemental Salary	177,453.93	-	4,109.48	190.93	173,535.38
290	VIT Interest (Tax Coll)	12,503.90	4,319.23	-	14.27	16,837.40
300	FBC Elections	765,133.00	39,405.28	189,011.57	706.25	616,232.96
305	FBC Asset Forfeiture-Task-Fed.	16,312.20	339.46	3,022.90	16.96	13,645.72
310	Sheriff Ofc/Forfeiture-Assets-St.	515,137.99	1,362.17	-	562.68	517,062.84
315	Sheriff Ofc/Forfeiture-Assets-Fed.	367,589.97	1,809.40	4,974.16	399.83	364,825.04
320	Constable Pct. 2 F/A	22.70	-	-	0.02	22.72
322	Constable Pct 3 F/A	-	880.29	-	0.64	880.93
324	Constable Pct 1 F/A	-	1,186.58	-	0.86	1,187.44
335	DA Asset Forfeiture-State	284,885.85	-	8,938.75	305.85	276,252.95
810	Toll Road Operations	20,738,623.69	1,763,661.74	32,676.74	23,177.86	22,492,786.55
390	Child Protective Service IV-E	71,995.03	2,400.00	18,968.53	69.53	55,496.03
402	Hope 3 Program Sales	5,527.88	-	-	6.03	5,533.91

Prosperity Bank
Money Market Accounts
September 30, 2017

410	Child Support IVD Reimb.	257,906.69	3,143.38	129.35	282.80	261,203.52
415	Local Law Enf.Block Grant	19,135.33	-	3,311.07	19.71	15,843.97
440	Supervision	2,271,776.34	1,028,426.11	491,226.65	2,497.80	2,811,473.60
205	Surface Water Supply Corp.	7,864.55	-	-	8.58	7,873.13
TREA	Treasurer's Account	924,793.39	9,544,773.92	6,226,811.87	2,735.11	4,245,490.55
INVE	FBC Investment Account	-	-	-	-	-
850M	Boon-Chapman Medical	1,501,779.66	2,000,000.00	2,159,146.75	1,739.02	1,344,371.93
850D	Boon-Chapman Dental	1,387,290.01	162.00	163,374.88	1,432.69	1,225,509.82
882	Boon-Chapman 125	83,192.96	58,098.06	32,033.65	113.75	109,371.12
884	Fee Officer's Account	1,193,257.29	1,581,235.93	1,635,008.41	-	1,139,484.81
912	JP Credit Card Processing	107,029.50	182,548.38	241,162.99	93.35	48,508.24
908	EMS Credit Card Processing	19,131.59	20,986.64	19,819.19	19.09	20,318.13
600/605	Debt Service Account	16,886,084.67	68,732.37	9,244,964.86	9,715.85	7,719,568.03
GAS	FBC Fuel Account (Susser)	5.54	285,663.63	285,669.17	10.39	10.39
332	Fire Marshal St. Ass't. Forfeiture	663.25	-	-	0.72	663.97
JE04	JP #4 E-Filing	3,384.44	3,824.50	6,952.94	2.47	258.47
DACC	D A Credit Card Processing	367.10	3,802.88	1,852.44	0.85	2,318.39
PTCC	Public Transportation Credit Cards	946.04	1,215.30	1,814.46	0.66	347.54
CSCC	CSCD Credit Card	88,743.60	135,056.45	94,292.82	98.79	129,606.02
LBCC	Library Credit Card	3,793.04	9,143.12	11,391.99	2.28	1,546.45
JUCC	Juvenile Credit Card	1,163.17	2,238.43	2,580.80	0.93	821.73
815	Grand Pkwy Toll Road Ops	6,700,652.11	1,910,306.98	1,306,867.13	7,706.07	7,311,798.03
145	Emergency Svc Dist 100	3,882,179.20	-	-	4,234.24	3,886,413.44
130	Assistant Dist Number 1	16,601,717.72	271,509.80	1,500.00	18,304.52	16,890,032.04
131	Assistant Dist Number 2	568,505.54	99,593.71	1,100.00	692.36	667,691.61
133	Assistant Dist Number 4	674,124.37	20,268.25	425.00	749.95	694,717.57
134	Assistant Dist Number 5	123,960.27	5,621.26	425.00	139.24	129,295.77
805	Grand Pkwy Toll RD Rev Bond	3,451,193.76	-	-	3,764.17	3,454,957.93
206	Industrial Development Corp	125,244.37	-	-	136.60	125,380.97
135	Assistant Dist Number 6	2,212,111.62	103,802.67	2,400.00	2,487.93	2,316,002.22
CCCS	Non Fee Officer CC Clearing Acct	144,143.76	32,037.70	161.53	171.13	176,191.06
801	Sr. Lien Toll Rd Rev Bonds 2014	828,871.88	-	-	904.04	829,775.92
802	Sr. Lien Toll Rd Rev Bonds 2016	10,238,976.21	-	3,053,784.84	9,347.72	7,194,539.09

Prosperity Bank
Money Market Accounts
September 30, 2017

JPMT	Juror Payments	17,395.00	16,604.00	27,989.00	13.16	6,023.16
	Engineering Permitting E-Check	8,170.19	810.00	10.19	9.28	8,979.28
207	FBC Historical Commission	4,330.74	-	115.00	4.65	4,220.39
208	East FBC Development	-	-	-	-	-
742	Facilities Bonds 2016	19,653,199.13	-	4,042,364.26	20,429.60	15,631,264.47
744	Mobility Bonds 2016	20,305,639.54	157,810.00	2,653,157.61	21,103.77	17,831,395.70
746	Jail Energy Efficiency Project	-	-	-	-	-
748	Mobility Bonds 2017	3,782,628.69	-	-	4,125.66	3,786,754.35
750	Mission Bend/Four Corners	14,153,084.98	5,474.47	26,586.28	15,423.28	14,147,396.45
JE11	JP 1-1 E-Filing	988.81	1,948.75	2,488.31	0.86	450.11
JE12	JP 1-2 E-Filing	1,072.43	2,430.00	3,374.43	0.99	128.99
JE02	JP 2 E-Filing	3,921.17	4,870.50	8,308.42	2.88	486.13
JE03	JP 3 E-Filing	2,263.72	6,594.25	6,966.97	2.50	1,893.50
752	FBC Westpark Extension	55,149,274.66	-	31,000.00	60,123.49	55,178,398.15
806	Grand Parkway Toll Rd Authority	264,150.88	-	-	288.11	264,438.99
	Total	308,330,554.13	44,943,059.60	72,330,276.75	313,646.95	281,256,983.93