

Investment Report

Ft. Bend County

07/01/20 - 07/31/20

This report summarizes the investment position of Ft. Bend County for the period 07/01/20 to 07/31/20.

	06/30/20	07/31/20
Book Value	597,671,929.67	582,929,460.18
Market Value	597,671,929.67	582,929,460.18
Par Value	597,671,929.67	582,929,460.18
Change in Market Value		0.00
Weighted Average Maturity (in Days)	0	0
Weighted Average Yield-to-Maturity of Portfolio	0.5989%	0.4925%
Yield-to-Maturity of 90 Day T-Bill	0.1450%	0.1030%
Accrued Interest		24,396.93

This report is presented in accordance with the Texas Government Code Title 10 Section 2256.023. The below signed hereby certify that, to the best of their knowledge on the date this report was created, Ft. Bend County is in compliance with the provisions of Government Code 2256 and with the stated policies and strategies of Ft. Bend County.

Annika Gubels

Director of Finance & Investments
Date 12/3/20

[Signature]

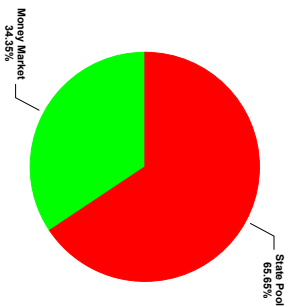
County Treasurer
Date 12/4/20

Investment Report

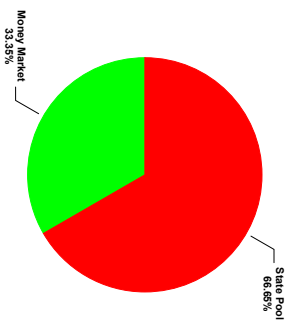
Ft. Bend County

07/01/20 - 07/31/20

Portfolio Composition - 06/30/20



Portfolio Composition - 07/31/20

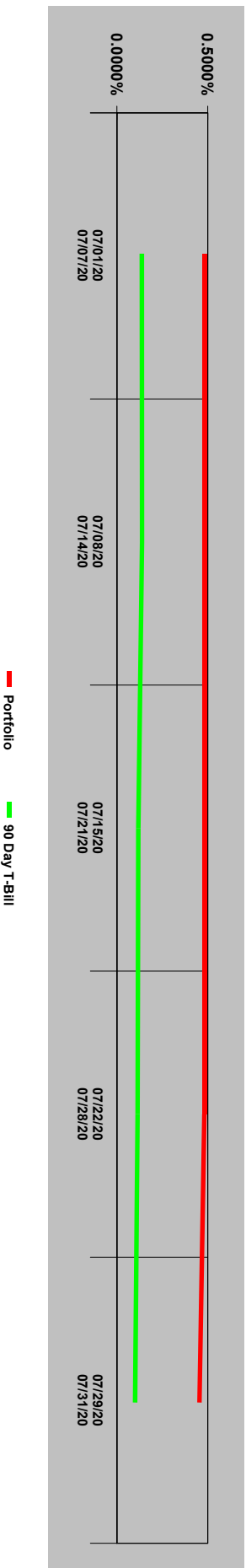


Maturity Aging - 06/30/20 vs 07/31/20

Maturity	Previous Period	Current Period
Cash / Money Market	\$200,000,000	\$200,000,000
1 - 30 Days		
31 - 60 Days		
61 - 90 Days		
91 - 180 Days		
181 - 364 Days		

■ Previous Period ■ Current Period

Portfolio Performance - 07/01/20 to 07/31/20



— Portfolio — 90 Day T-Bill

GASB 31 Compliance

Ft. Bend County

Effective Interest - Actual Life
Receipts in Period
07/01/20 - 07/31/20

CUSIP	Invest Number	Security Description	Purchase Date	Sale Date	Valuation Method	Yield Earned	Price Source	Beginning Unit Price	Par Value On 07/01/20	Reported Value 07/01/20	Purchase Cost	Sales Proceeds	Ending Unit Price	Par Value On 07/31/20	Price Source 07/31/20	Reported Value 07/31/20	Change in Fair Value	Interest	Net Investment Income
Prosperity-Money Market Accts.	AR-0009	Open Fair Value	11/30/03	Open	Fair Value	0.5167	Manual	1.000000	205,276,588.21	205,276,588.21	0.00	10,888,953.93	1.000000	194,387,634.28	Manual	194,387,634.28	0.00	89,675.06	89,675.06
MB02-MBIA General	AR-0015	State Pool	11/01/08	Open	Fair Value	0.4547	Manual	1.000000	25,946,328.56	25,946,328.56	0.00	-9,993.78	1.000000	25,956,322.34	Manual	25,956,322.34	0.00	9,993.78	9,993.78
MB03-MBIA Road & Bridge	AR-0016	State Pool	11/01/08	Open	Fair Value	0.4805	Manual	1.000000	7,567,133.50	7,567,133.50	0.00	1,997,501.37	1.000000	5,569,632.13	Manual	5,569,632.13	0.00	2,988.63	2,498.63
MB04-MBIA Drainage	AR-0017	State Pool	11/01/08	Open	Fair Value	0.5855	Manual	1.000000	5,284,722.95	5,284,722.95	0.00	-2,035.51	1.000000	5,286,758.46	Manual	5,286,758.46	0.00	2,620.73	2,620.73
MB06-MBIA Toll Rd. Operations	AR-0019	State Pool	11/01/08	Open	Fair Value	0.5855	Manual	1.000000	43,911,916.53	43,911,916.53	0.00	-16,913.61	1.000000	43,928,830.14	Manual	43,928,830.14	0.00	21,776.20	21,776.20
TT00-TX TERM General	AR-0022	State Pool	11/01/08	Open	Fair Value	0.2205	Manual	1.000000	1,070.79	1,070.79	0.00	-0.20	1.000000	1,070.99	Manual	1,070.99	0.00	0.20	0.20
TT02-TX TERM Toll Rd. Operation	AR-0024	State Pool	11/01/08	Open	Fair Value	0.2097	Manual	1.000000	1,069.59	1,069.59	0.00	-0.19	1.000000	1,069.78	Manual	1,069.78	0.00	0.19	0.19
TT04-TX TERM Road & Bridge	AR-0026	State Pool	11/01/08	Open	Fair Value	0.2101	Manual	1.000000	1,067.64	1,067.64	0.00	-0.19	1.000000	1,067.83	Manual	1,067.83	0.00	0.19	0.19
TT05-TX TERM Drainage	AR-0027	State Pool	11/01/08	Open	Fair Value	0.2000	Manual	1.000000	354.19	354.19	0.00	-0.06	1.000000	354.25	Manual	354.25	0.00	0.06	0.06
LOG1-Logic- General	AR-0028	State Pool	11/10/08	Open	Fair Value	0.4214	Manual	1.000000	30,711,719.44	30,711,719.44	0.00	-10,962.64	1.000000	30,722,682.08	Manual	30,722,682.08	0.00	10,962.64	10,962.64
LOG2-Logic-Toll Rd Operations	AR-0029	State Pool	11/10/08	Open	Fair Value	0.4214	Manual	1.000000	35,064,852.42	35,064,852.42	0.00	-12,516.53	1.000000	35,077,368.95	Manual	35,077,368.95	0.00	12,516.53	12,516.53
LOG5-Logic-Drainage	AR-0032	State Pool	11/10/08	Open	Fair Value	0.4214	Manual	1.000000	7,514,744.48	7,514,744.48	0.00	-2,682.42	1.000000	7,517,426.90	Manual	7,517,426.90	0.00	2,682.42	2,682.42
LOG8-Logic-Road & Bridge	AR-0035	State Pool	11/10/08	Open	Fair Value	0.4214	Manual	1.000000	7,514,744.93	7,514,744.93	0.00	-2,682.42	1.000000	7,517,427.35	Manual	7,517,427.35	0.00	2,682.42	2,682.42
MB12-MBIA ESD 100 AGREEMENT	AR-0041	State Pool	08/31/16	Open	Fair Value	0.4547	Manual	1.000000	1,986,991.14	1,986,991.14	0.00	-765.34	1.000000	1,987,756.48	Manual	1,987,756.48	0.00	765.34	765.34
MB13-MBIA ASSISTANCE DIST #1	AR-0042	State Pool	08/31/16	Open	Fair Value	0.4547	Manual	1.000000	1,592,309.60	1,592,309.60	0.00	-613.30	1.000000	1,592,922.90	Manual	1,592,922.90	0.00	613.30	613.30
MB14-MBIA GR PARKWAY OPERATIONS	AR-0043	State Pool	08/31/16	Open	Fair Value	0.4547	Manual	1.000000	24,863,839.90	24,863,839.90	0.00	-9,576.85	1.000000	24,873,416.75	Manual	24,873,416.75	0.00	9,576.85	9,576.85
MB17 - SR LIEN BOND 2016	AR-0046	State Pool	12/09/16	Open	Fair Value	0.4547	Manual	1.000000	8,006,717.90	8,006,717.90	0.00	-3,083.95	1.000000	8,009,801.85	Manual	8,009,801.85	0.00	3,083.95	3,083.95
LO10-LOGIC-COUNTY'S CARES ACT	AR-0047	State Pool	05/12/20	Open	Fair Value	0.4514	Manual	1.000000	67,062,508.32	67,062,508.32	0.00	-23,938.24	1.000000	67,086,446.56	Manual	67,086,446.56	0.00	23,938.24	23,938.24
MB18-MBIA COUNTY'S CARES ACT	AR-0048	State Pool	05/12/20	Open	Fair Value	0.4547	Manual	1.000000	59,056,663.14	59,056,663.14	0.00	-22,746.95	1.000000	59,079,410.09	Manual	59,079,410.09	0.00	22,746.95	22,746.95
MB19-MBIA FBC ASSIST. DIST. #2	AR-0049	State Pool	05/13/20	Open	Fair Value	0.4547	Manual	1.000000	2,502,099.38	2,502,099.38	0.00	-963.74	1.000000	2,503,063.12	Manual	2,503,063.12	0.00	963.74	963.74
MB20 - MBIA FBC ASSIST. DIST. #4	AR-0050	State Pool	05/13/20	Open	Fair Value	0.4547	Manual	1.000000	1,251,049.66	1,251,049.66	0.00	-481.87	1.000000	1,251,531.53	Manual	1,251,531.53	0.00	481.87	481.87
MB21-MBIA FBC ASSIST. DIST. #6	AR-0051	State Pool	05/13/20	Open	Fair Value	0.4548	Manual	1.000000	2,001,679.46	2,001,679.46	0.00	-771.01	1.000000	2,002,450.47	Manual	2,002,450.47	0.00	771.01	771.01
MB22-MBIA FBC ASSIST. DIST. #9	AR-0052	State Pool	05/13/20	Open	Fair Value	0.4547	Manual	1.000000	1,000,839.73	1,000,839.73	0.00	-388.49	1.000000	1,001,225.22	Manual	1,001,225.22	0.00	388.49	388.49
MB23-MBIA JUVENILE	AR-0053	State Pool	05/13/20	Open	Fair Value	0.4564	Manual	1.000000	6,506,412.07	6,506,412.07	0.00	1,997,555.72	1.000000	4,508,852.35	Manual	4,508,852.35	0.00	2,440.28	2,440.28
MB24-MBIA DEBT SERVICE	AR-0054	State Pool	05/13/20	Open	Fair Value	0.4547	Manual	1.000000	21,017,634.52	21,017,634.52	0.00	-8,095.39	1.000000	21,025,729.91	Manual	21,025,729.91	0.00	8,095.39	8,095.39
MB25-MBIA DRAINAGE DEBT SERVICE	AR-0055	State Pool	05/13/20	Open	Fair Value	0.4547	Manual	1.000000	1,000,839.73	1,000,839.73	0.00	-388.49	1.000000	1,001,225.22	Manual	1,001,225.22	0.00	388.49	388.49
MB26-FACILITIES BOND 2018	AR-0056	State Pool	05/13/20	Open	Fair Value	0.4547	Manual	1.000000	14,011,756.34	14,011,756.34	0.00	-5,396.94	1.000000	14,017,153.28	Manual	14,017,153.28	0.00	5,396.94	5,396.94
MB27-MBIA TX HERITAGE PARKWAY	AR-0057	State Pool	05/13/20	Open	Fair Value	0.4547	Manual	1.000000	17,014,275.55	17,014,275.55	0.00	-6,553.42	1.000000	17,020,828.97	Manual	17,020,828.97	0.00	6,553.42	6,553.42
Investment Total						0.4786		1.000000	597,671,929.67	597,671,929.67	0.00	14,742,469.49	1.000000	582,929,460.18		582,929,460.18	0.00	241,607.31	241,607.31

Portfolio Position

Ft. Bend County

Effective Interest - Actual Life
Receipts in Period
07/01/20 - 07/31/20

CUSIP	Invest Number	Security Description	Purchase Date	Call Date	Par Value On 07/01/20	Par Value On 07/31/20	Market Val On 07/01/20	Market Val On 07/31/20	Purchase Cost	Sales Proceeds	Original Princ/Cost	Amor Value On 07/01/20	Amor Value On 07/31/20
130 - Assistance Dist #1													
	State Pool												
MB13-MBIA ASSISTANCE DIST #1	AR-0042	State Pool	08/31/16	Open	1,592,309.60	1,592,922.90	1,592,309.60	1,592,922.90	0.00	0.00	10,000,000.00	1,592,309.60	1,592,922.90
State Pool Total					<u>1,592,309.60</u>	<u>1,592,922.90</u>	<u>1,592,309.60</u>	<u>1,592,922.90</u>	<u>0.00</u>	<u>0.00</u>	<u>10,000,000.00</u>	<u>1,592,309.60</u>	<u>1,592,922.90</u>
130 - Assistance Dist #1 Total													
145 - ESD 100 Agreement					<u>1,592,309.60</u>	<u>1,592,922.90</u>	<u>1,592,309.60</u>	<u>1,592,922.90</u>	<u>0.00</u>	<u>0.00</u>	<u>10,000,000.00</u>	<u>1,592,309.60</u>	<u>1,592,922.90</u>
State Pool													
MB12-MBIA ESD 100 AGREEMENT	AR-0041	State Pool	08/31/16	Open	1,986,991.14	1,987,756.48	1,986,991.14	1,987,756.48	0.00	0.00	3,900,000.00	1,986,991.14	1,987,756.48
State Pool Total					<u>1,986,991.14</u>	<u>1,987,756.48</u>	<u>1,986,991.14</u>	<u>1,987,756.48</u>	<u>0.00</u>	<u>0.00</u>	<u>3,900,000.00</u>	<u>1,986,991.14</u>	<u>1,987,756.48</u>
145 - ESD 100 Agreement Total					<u>1,986,991.14</u>	<u>1,987,756.48</u>	<u>1,986,991.14</u>	<u>1,987,756.48</u>	<u>0.00</u>	<u>0.00</u>	<u>3,900,000.00</u>	<u>1,986,991.14</u>	<u>1,987,756.48</u>
810 - FBC Toll Road Operations					<u>1,986,991.14</u>	<u>1,987,756.48</u>	<u>1,986,991.14</u>	<u>1,987,756.48</u>	<u>0.00</u>	<u>0.00</u>	<u>3,900,000.00</u>	<u>1,986,991.14</u>	<u>1,987,756.48</u>
State Pool													
TT02-TX TERM Toll Rd. Operation	AR-0024	State Pool	11/01/08	Open	0.00	0.00	0.00	0.00	0.00	0.00	0.00	0.00	0.00
State Pool Total					<u>0.00</u>	<u>0.00</u>	<u>0.00</u>	<u>0.00</u>	<u>0.00</u>	<u>0.00</u>	<u>0.00</u>	<u>0.00</u>	<u>0.00</u>
810 - FBC Toll Road Operations Total					<u>0.00</u>	<u>0.00</u>	<u>0.00</u>	<u>0.00</u>	<u>0.00</u>	<u>0.00</u>	<u>0.00</u>	<u>0.00</u>	<u>0.00</u>
815 - Grand Parkway Operations					<u>0.00</u>	<u>0.00</u>	<u>0.00</u>	<u>0.00</u>	<u>0.00</u>	<u>0.00</u>	<u>0.00</u>	<u>0.00</u>	<u>0.00</u>
State Pool													
MB14-MBIA GR PARKWAY OPERATIONS	AR-0043	State Pool	08/31/16	Open	24,863,839.90	24,873,416.75	24,863,839.90	24,873,416.75	0.00	0.00	8,500,000.00	24,863,839.90	24,873,416.75
State Pool Total					<u>24,863,839.90</u>	<u>24,873,416.75</u>	<u>24,863,839.90</u>	<u>24,873,416.75</u>	<u>0.00</u>	<u>0.00</u>	<u>8,500,000.00</u>	<u>24,863,839.90</u>	<u>24,873,416.75</u>
815 - Grand Parkway Operations Total					<u>24,863,839.90</u>	<u>24,873,416.75</u>	<u>24,863,839.90</u>	<u>24,873,416.75</u>	<u>0.00</u>	<u>0.00</u>	<u>8,500,000.00</u>	<u>24,863,839.90</u>	<u>24,873,416.75</u>
LO10 - LOGIC COUNTYS CARES ACT					<u>24,863,839.90</u>	<u>24,873,416.75</u>	<u>24,863,839.90</u>	<u>24,873,416.75</u>	<u>0.00</u>	<u>0.00</u>	<u>8,500,000.00</u>	<u>24,863,839.90</u>	<u>24,873,416.75</u>
State Pool													
LO10-LOGIC-COUNTY'S CARE ACT	AR-0047	State Pool	05/12/20	Open	67,062,508.32	67,086,446.56	67,062,508.32	67,086,446.56	0.00	0.00	67,000,000.00	67,062,508.32	67,086,446.56
State Pool Total					<u>67,062,508.32</u>	<u>67,086,446.56</u>	<u>67,062,508.32</u>	<u>67,086,446.56</u>	<u>0.00</u>	<u>0.00</u>	<u>67,000,000.00</u>	<u>67,062,508.32</u>	<u>67,086,446.56</u>
LO10 - LOGIC COUNTYS CARES ACT Total					<u>67,062,508.32</u>	<u>67,086,446.56</u>	<u>67,062,508.32</u>	<u>67,086,446.56</u>	<u>0.00</u>	<u>0.00</u>	<u>67,000,000.00</u>	<u>67,062,508.32</u>	<u>67,086,446.56</u>
LOG5 - LOGIC DRAINAGE													
State Pool													
LOG5-Logic-Drainage	AR-0032	State Pool	11/10/08	Open	7,514,744.48	7,517,426.90	7,514,744.48	7,517,426.90	0.00	0.00	500,000.00	7,514,744.48	7,517,426.90
State Pool Total					<u>7,514,744.48</u>	<u>7,517,426.90</u>	<u>7,514,744.48</u>	<u>7,517,426.90</u>	<u>0.00</u>	<u>0.00</u>	<u>500,000.00</u>	<u>7,514,744.48</u>	<u>7,517,426.90</u>
LOG5 - LOGIC DRAINAGE Total					<u>7,514,744.48</u>	<u>7,517,426.90</u>	<u>7,514,744.48</u>	<u>7,517,426.90</u>	<u>0.00</u>	<u>0.00</u>	<u>500,000.00</u>	<u>7,514,744.48</u>	<u>7,517,426.90</u>
LOG1 - LOGIC GENERAL													
State Pool													
LOG1-Logic-General	AR-0028	State Pool	11/10/08	Open	30,711,719.44	30,722,682.08	30,711,719.44	30,722,682.08	0.00	0.00	10,000,000.00	30,711,719.44	30,722,682.08
State Pool Total					<u>30,711,719.44</u>	<u>30,722,682.08</u>	<u>30,711,719.44</u>	<u>30,722,682.08</u>	<u>0.00</u>	<u>0.00</u>	<u>10,000,000.00</u>	<u>30,711,719.44</u>	<u>30,722,682.08</u>
LOG1 - LOGIC GENERAL Total					<u>30,711,719.44</u>	<u>30,722,682.08</u>	<u>30,711,719.44</u>	<u>30,722,682.08</u>	<u>0.00</u>	<u>0.00</u>	<u>10,000,000.00</u>	<u>30,711,719.44</u>	<u>30,722,682.08</u>
LOG8 - LOGIC ROAD & BRIDGE													
State Pool													
LOG8-Logic-Road & Bridge	AR-0035	State Pool	11/10/08	Open	7,514,744.93	7,517,427.35	7,514,744.93	7,517,427.35	0.00	0.00	1,000,000.00	7,514,744.93	7,517,427.35
State Pool Total					<u>7,514,744.93</u>	<u>7,517,427.35</u>	<u>7,514,744.93</u>	<u>7,517,427.35</u>	<u>0.00</u>	<u>0.00</u>	<u>1,000,000.00</u>	<u>7,514,744.93</u>	<u>7,517,427.35</u>
LOG8 - LOGIC ROAD & BRIDGE Total					<u>7,514,744.93</u>	<u>7,517,427.35</u>	<u>7,514,744.93</u>	<u>7,517,427.35</u>	<u>0.00</u>	<u>0.00</u>	<u>1,000,000.00</u>	<u>7,514,744.93</u>	<u>7,517,427.35</u>
LOG2 - LOGIC TOLL OPERATIONS													
State Pool													
LOG2-Logic-Toll Rd Operations	AR-0029	State Pool	11/10/08	Open	35,064,852.42	35,077,368.95	35,064,852.42	35,077,368.95	0.00	0.00	2,000,000.00	35,064,852.42	35,077,368.95
State Pool Total					<u>35,064,852.42</u>	<u>35,077,368.95</u>	<u>35,064,852.42</u>	<u>35,077,368.95</u>	<u>0.00</u>	<u>0.00</u>	<u>2,000,000.00</u>	<u>35,064,852.42</u>	<u>35,077,368.95</u>
LOG2 - LOGIC TOLL OPERATIONS Total					<u>35,064,852.42</u>	<u>35,077,368.95</u>	<u>35,064,852.42</u>	<u>35,077,368.95</u>	<u>0.00</u>	<u>0.00</u>	<u>2,000,000.00</u>	<u>35,064,852.42</u>	<u>35,077,368.95</u>
MB21 - MBIA ASSIST DIST #6													
State Pool													
MB21-MBIA FBC ASSIST. DIST. #6	AR-0051	State Pool	05/13/20	Open	2,001,679.46	2,002,450.47	2,001,679.46	2,002,450.47	0.00	0.00	2,000,000.00	2,001,679.46	2,002,450.47
State Pool Total					<u>2,001,679.46</u>	<u>2,002,450.47</u>	<u>2,001,679.46</u>	<u>2,002,450.47</u>	<u>0.00</u>	<u>0.00</u>	<u>2,000,000.00</u>	<u>2,001,679.46</u>	<u>2,002,450.47</u>

Portfolio Position

Ft. Bend County

Effective Interest - Actual Life
Receipts in Period
07/01/20 - 07/31/20

CUSIP	Invest Number	Security Description	Purchase Date	Call Date	Par Value On 07/01/20	Par Value On 07/31/20	Market Val On 07/01/20	Market Val On 07/31/20	Purchase Cost	Sales Proceeds	Original Princ/Cost	Amor Value On 07/01/20	Amor Value On 07/31/20
MB21 - MBIA ASSIST DIST #6 Total					<u>2,001,679.46</u>	<u>2,002,450.47</u>	<u>2,001,679.46</u>	<u>2,002,450.47</u>	<u>0.00</u>	<u>0.00</u>	<u>2,000,000.00</u>	<u>2,001,679.46</u>	<u>2,002,450.47</u>
MB22 - MBIA ASSIST DIST #9													
State Pool													
MB22-MBIA FBC ASSIST. DIST. #9	AR-0052	State Pool	05/13/20	Open	1,000,839.73	1,001,225.22	1,000,839.73	1,001,225.22	0.00	0.00	1,000,000.00	1,000,839.73	1,001,225.22
State Pool Total					<u>1,000,839.73</u>	<u>1,001,225.22</u>	<u>1,000,839.73</u>	<u>1,001,225.22</u>	<u>0.00</u>	<u>0.00</u>	<u>1,000,000.00</u>	<u>1,000,839.73</u>	<u>1,001,225.22</u>
MB22 - MBIA ASSIST DIST #9 Total					<u>1,000,839.73</u>	<u>1,001,225.22</u>	<u>1,000,839.73</u>	<u>1,001,225.22</u>	<u>0.00</u>	<u>0.00</u>	<u>1,000,000.00</u>	<u>1,000,839.73</u>	<u>1,001,225.22</u>
MB18 - MBIA COUNTYS CARES ACT													
State Pool													
MB18-MBIA COUNTY'S CARES ACT	AR-0048	State Pool	05/12/20	Open	59,056,663.14	59,079,410.09	59,056,663.14	59,079,410.09	0.00	0.00	67,000,000.00	59,056,663.14	59,079,410.09
State Pool Total					<u>59,056,663.14</u>	<u>59,079,410.09</u>	<u>59,056,663.14</u>	<u>59,079,410.09</u>	<u>0.00</u>	<u>0.00</u>	<u>67,000,000.00</u>	<u>59,056,663.14</u>	<u>59,079,410.09</u>
MB18 - MBIA COUNTYS CARES ACT Total					<u>59,056,663.14</u>	<u>59,079,410.09</u>	<u>59,056,663.14</u>	<u>59,079,410.09</u>	<u>0.00</u>	<u>0.00</u>	<u>67,000,000.00</u>	<u>59,056,663.14</u>	<u>59,079,410.09</u>
MB24 - MBIA DEBT SERVICE													
State Pool													
MB24-MBIA DEBT SERVICE	AR-0054	State Pool	05/13/20	Open	21,017,634.52	21,025,729.91	21,017,634.52	21,025,729.91	0.00	0.00	21,000,000.00	21,017,634.52	21,025,729.91
State Pool Total					<u>21,017,634.52</u>	<u>21,025,729.91</u>	<u>21,017,634.52</u>	<u>21,025,729.91</u>	<u>0.00</u>	<u>0.00</u>	<u>21,000,000.00</u>	<u>21,017,634.52</u>	<u>21,025,729.91</u>
MB24 - MBIA DEBT SERVICE Total					<u>21,017,634.52</u>	<u>21,025,729.91</u>	<u>21,017,634.52</u>	<u>21,025,729.91</u>	<u>0.00</u>	<u>0.00</u>	<u>21,000,000.00</u>	<u>21,017,634.52</u>	<u>21,025,729.91</u>
MB04 - MBIA DRAINAGE													
State Pool													
MB04-MBIA Drainage	AR-0017	State Pool	11/01/08	Open	5,284,722.95	5,286,758.46	5,284,722.95	5,286,758.46	0.00	0.00	1,267,218.21	5,284,722.95	5,286,758.46
State Pool Total					<u>5,284,722.95</u>	<u>5,286,758.46</u>	<u>5,284,722.95</u>	<u>5,286,758.46</u>	<u>0.00</u>	<u>0.00</u>	<u>1,267,218.21</u>	<u>5,284,722.95</u>	<u>5,286,758.46</u>
MB04 - MBIA DRAINAGE Total					<u>5,284,722.95</u>	<u>5,286,758.46</u>	<u>5,284,722.95</u>	<u>5,286,758.46</u>	<u>0.00</u>	<u>0.00</u>	<u>1,267,218.21</u>	<u>5,284,722.95</u>	<u>5,286,758.46</u>
MB25 - MBIA DRAINAGE DEBT SERVICE													
State Pool													
MB25-MBIA DRAINAGE DEBT SERVICE	AR-0055	State Pool	05/13/20	Open	1,000,839.73	1,001,225.22	1,000,839.73	1,001,225.22	0.00	0.00	1,000,000.00	1,000,839.73	1,001,225.22
State Pool Total					<u>1,000,839.73</u>	<u>1,001,225.22</u>	<u>1,000,839.73</u>	<u>1,001,225.22</u>	<u>0.00</u>	<u>0.00</u>	<u>1,000,000.00</u>	<u>1,000,839.73</u>	<u>1,001,225.22</u>
MB25 - MBIA DRAINAGE DEBT SERVICE Total					<u>1,000,839.73</u>	<u>1,001,225.22</u>	<u>1,000,839.73</u>	<u>1,001,225.22</u>	<u>0.00</u>	<u>0.00</u>	<u>1,000,000.00</u>	<u>1,000,839.73</u>	<u>1,001,225.22</u>
MB26 - MBIA FACILITIES BOND 2018													
State Pool													
MB26-FACILITIES BOND 2018	AR-0056	State Pool	05/13/20	Open	14,011,756.34	14,017,153.28	14,011,756.34	14,017,153.28	0.00	0.00	14,000,000.00	14,011,756.34	14,017,153.28
State Pool Total					<u>14,011,756.34</u>	<u>14,017,153.28</u>	<u>14,011,756.34</u>	<u>14,017,153.28</u>	<u>0.00</u>	<u>0.00</u>	<u>14,000,000.00</u>	<u>14,011,756.34</u>	<u>14,017,153.28</u>
MB26 - MBIA FACILITIES BOND 2018 Total					<u>14,011,756.34</u>	<u>14,017,153.28</u>	<u>14,011,756.34</u>	<u>14,017,153.28</u>	<u>0.00</u>	<u>0.00</u>	<u>14,000,000.00</u>	<u>14,011,756.34</u>	<u>14,017,153.28</u>
MB19 - MBIA FBC ASSIST DIST #2													
State Pool													
MB19-MBIA FBC ASSIST. DIST. #2	AR-0049	State Pool	05/13/20	Open	2,502,099.38	2,503,063.12	2,502,099.38	2,503,063.12	0.00	0.00	2,500,000.00	2,502,099.38	2,503,063.12
State Pool Total					<u>2,502,099.38</u>	<u>2,503,063.12</u>	<u>2,502,099.38</u>	<u>2,503,063.12</u>	<u>0.00</u>	<u>0.00</u>	<u>2,500,000.00</u>	<u>2,502,099.38</u>	<u>2,503,063.12</u>
MB19 - MBIA FBC ASSIST DIST #2 Total					<u>2,502,099.38</u>	<u>2,503,063.12</u>	<u>2,502,099.38</u>	<u>2,503,063.12</u>	<u>0.00</u>	<u>0.00</u>	<u>2,500,000.00</u>	<u>2,502,099.38</u>	<u>2,503,063.12</u>
MB20 - MBIA FBC ASSIST DIST #4													
State Pool													
MB20-MBIA FBC ASSIST. DIST. #4	AR-0050	State Pool	05/13/20	Open	1,251,049.66	1,251,531.53	1,251,049.66	1,251,531.53	0.00	0.00	1,250,000.00	1,251,049.66	1,251,531.53
State Pool Total					<u>1,251,049.66</u>	<u>1,251,531.53</u>	<u>1,251,049.66</u>	<u>1,251,531.53</u>	<u>0.00</u>	<u>0.00</u>	<u>1,250,000.00</u>	<u>1,251,049.66</u>	<u>1,251,531.53</u>
MB20 - MBIA FBC ASSIST DIST #4 Total					<u>1,251,049.66</u>	<u>1,251,531.53</u>	<u>1,251,049.66</u>	<u>1,251,531.53</u>	<u>0.00</u>	<u>0.00</u>	<u>1,250,000.00</u>	<u>1,251,049.66</u>	<u>1,251,531.53</u>
MB02 - MBIA GENERAL													
State Pool													
MB02-MBIA General	AR-0015	State Pool	11/01/08	Open	25,946,328.56	25,956,322.34	25,946,328.56	25,956,322.34	0.00	0.00	17,374,917.83	25,946,328.56	25,956,322.34
State Pool Total					<u>25,946,328.56</u>	<u>25,956,322.34</u>	<u>25,946,328.56</u>	<u>25,956,322.34</u>	<u>0.00</u>	<u>0.00</u>	<u>17,374,917.83</u>	<u>25,946,328.56</u>	<u>25,956,322.34</u>
MB02 - MBIA GENERAL Total					<u>25,946,328.56</u>	<u>25,956,322.34</u>	<u>25,946,328.56</u>	<u>25,956,322.34</u>	<u>0.00</u>	<u>0.00</u>	<u>17,374,917.83</u>	<u>25,946,328.56</u>	<u>25,956,322.34</u>
MB23 - MBIA JUVENILE													
State Pool													
MB23-MBIA JUVENILE	AR-0053	State Pool	05/13/20	Open	6,506,412.07	4,508,852.35	6,506,412.07	4,508,852.35	0.00	0.00	8,000,000.00	6,506,412.07	4,508,852.35

Portfolio Position

Ft. Bend County

Effective Interest - Actual Life
Receipts in Period
07/01/20 - 07/31/20

Run Date: 08/28/20
Run Time: 13:13:29
Page 4 of 4

CUSIP	Invest Number	Security Description	Purchase Date	Call Date	Par Value On 07/01/20	Par Value On 07/31/20	Market Val On 07/01/20	Market Val On 07/31/20	Purchase Cost	Sales Proceeds	Original Princ/Cost	Amor Value On 07/01/20	Amor Value On 07/31/20
Prosperity-Money Market Accts.	AR-0009	Money Market	11/30/03	Open	205,276,588.21	194,387,634.28	205,276,588.21	194,387,634.28	0.00	0.00	12,505,577.66	205,276,588.21	194,387,634.28
Money Market Total					205,276,588.21	194,387,634.28	205,276,588.21	194,387,634.28	0.00	0.00	12,505,577.66	205,276,588.21	194,387,634.28
Prosperity-Money Market Accts.	AR-0009	Money Market	11/30/03	Open	205,276,588.21	194,387,634.28	205,276,588.21	194,387,634.28	0.00	0.00	12,505,577.66	205,276,588.21	194,387,634.28
Money Market Total					205,276,588.21	194,387,634.28	205,276,588.21	194,387,634.28	0.00	0.00	12,505,577.66	205,276,588.21	194,387,634.28
Money Market Combined Port					205,276,588.21	194,387,634.28	205,276,588.21	194,387,634.28	0.00	0.00	12,505,577.66	205,276,588.21	194,387,634.28
LO104-LOGIC-COUNTY'S CARE ACT	AR-0047	State Pool	05/12/20	Open	67,062,508.32	67,086,446.56	67,062,508.32	67,086,446.56	0.00	0.00	67,000,000.00	67,062,508.32	67,086,446.56
LOG1-L-logic- General	AR-0028	State Pool	11/10/08	Open	30,711,719.44	30,722,682.08	30,711,719.44	30,722,682.08	0.00	0.00	10,000,000.00	30,711,719.44	30,722,682.08
LOG2-L-logic-Toll Rd Operations	AR-0029	State Pool	11/10/08	Open	35,064,852.42	35,077,368.95	35,064,852.42	35,077,368.95	0.00	0.00	2,000,000.00	35,064,852.42	35,077,368.95
LOG5-L-logic-Drainage	AR-0032	State Pool	11/10/08	Open	7,514,744.48	7,517,426.90	7,514,744.48	7,517,426.90	0.00	0.00	500,000.00	7,514,744.48	7,517,426.90
LOG8-L-logic-Road & Bridge	AR-0035	State Pool	11/10/08	Open	7,514,744.93	7,517,427.35	7,514,744.93	7,517,427.35	0.00	0.00	1,000,000.00	7,514,744.93	7,517,427.35
MB02-MBIA General	AR-0015	State Pool	11/01/08	Open	25,946,328.56	25,956,322.34	25,946,328.56	25,956,322.34	0.00	0.00	17,374,917.83	25,946,328.56	25,956,322.34
MB03-MBIA Road & Bridge	AR-0016	State Pool	11/01/08	Open	7,567,133.50	5,569,632.13	7,567,133.50	5,569,632.13	0.00	0.00	2,856,438.24	7,567,133.50	5,569,632.13
MB04-MBIA Drainage	AR-0017	State Pool	11/01/08	Open	5,284,722.95	5,286,758.46	5,284,722.95	5,286,758.46	0.00	0.00	1,267,218.21	5,284,722.95	5,286,758.46
MB06-MBIA Toll Rd. Operations	AR-0019	State Pool	11/01/08	Open	43,911,916.53	43,928,830.14	43,911,916.53	43,928,830.14	0.00	0.00	3,143,377.27	43,911,916.53	43,928,830.14
MB12-MBIA ESD 100 AGREEMENT	AR-0041	State Pool	08/31/16	Open	1,986,991.14	1,987,756.48	1,986,991.14	1,987,756.48	0.00	0.00	3,900,000.00	1,986,991.14	1,987,756.48
MB13-MBIA ASSISTANCE DIST #1	AR-0042	State Pool	08/31/16	Open	1,592,922.90	1,592,922.90	1,592,922.90	1,592,922.90	0.00	0.00	10,000,000.00	1,592,922.90	1,592,922.90
MB14-MBIA GR PARKWAY OPERATIONS	AR-0043	State Pool	08/31/16	Open	24,863,839.90	24,873,416.75	24,863,839.90	24,873,416.75	0.00	0.00	8,500,000.00	24,863,839.90	24,873,416.75
MB17 - SR LIEN BOND 2016	AR-0046	State Pool	12/09/16	Open	8,006,717.90	8,009,801.85	8,006,717.90	8,009,801.85	0.00	0.00	35,000,000.00	8,006,717.90	8,009,801.85
MB18-MBIA COUNTY'S CARES ACT	AR-0048	State Pool	05/12/20	Open	59,056,663.14	59,079,410.09	59,056,663.14	59,079,410.09	0.00	0.00	67,000,000.00	59,056,663.14	59,079,410.09
MB19-MBIA FBC ASSIST. DIST. #2	AR-0049	State Pool	05/13/20	Open	2,502,099.38	2,503,063.12	2,502,099.38	2,503,063.12	0.00	0.00	2,500,000.00	2,502,099.38	2,503,063.12
MB20-MBIA FBC ASSIST. DIST. #4	AR-0050	State Pool	05/13/20	Open	1,251,049.66	1,251,531.53	1,251,049.66	1,251,531.53	0.00	0.00	1,250,000.00	1,251,049.66	1,251,531.53
MB21-MBIA FBC ASSIST. DIST. #6	AR-0051	State Pool	05/13/20	Open	2,001,679.46	2,002,450.47	2,001,679.46	2,002,450.47	0.00	0.00	2,000,000.00	2,001,679.46	2,002,450.47
MB22-MBIA FBC ASSIST. DIST. #9	AR-0052	State Pool	05/13/20	Open	1,000,839.73	1,001,225.22	1,000,839.73	1,001,225.22	0.00	0.00	1,000,000.00	1,000,839.73	1,001,225.22
MB23-MBIA JUVENILE	AR-0053	State Pool	05/13/20	Open	6,506,412.07	4,508,852.35	6,506,412.07	4,508,852.35	0.00	0.00	8,000,000.00	6,506,412.07	4,508,852.35
MB24-MBIA DEBT SERVICE	AR-0054	State Pool	05/13/20	Open	21,017,634.52	21,025,729.91	21,017,634.52	21,025,729.91	0.00	0.00	21,000,000.00	21,017,634.52	21,025,729.91
MB25-MBIA DRAINAGE DEBT SERVICE	AR-0055	State Pool	05/13/20	Open	1,000,839.73	1,001,225.22	1,000,839.73	1,001,225.22	0.00	0.00	1,000,000.00	1,000,839.73	1,001,225.22
MB26-FACILITIES BOND 2018	AR-0056	State Pool	05/13/20	Open	14,011,756.34	14,017,153.28	14,011,756.34	14,017,153.28	0.00	0.00	14,000,000.00	14,011,756.34	14,017,153.28
MB27-MBIA TX HERITAGE PARKWAY	AR-0057	State Pool	05/13/20	Open	17,014,275.55	17,020,828.97	17,014,275.55	17,020,828.97	0.00	0.00	17,000,000.00	17,014,275.55	17,020,828.97
TT00-TX TERM General	AR-0022	State Pool	11/01/08	Open	1,070.79	1,070.99	1,070.79	1,070.99	0.00	0.00	10,006,437.87	1,070.79	1,070.99
TT02-TX TERM Toll Rd. Operation	AR-0024	State Pool	11/01/08	Open	1,069.59	1,069.78	1,069.59	1,069.78	0.00	0.00	0.00	1,069.59	1,069.78
TT04-TX TERM Road & Bridge	AR-0026	State Pool	11/01/08	Open	1,067.64	1,067.83	1,067.64	1,067.83	0.00	0.00	10,463.28	1,067.64	1,067.83
TT05-TX TERM Drainage	AR-0027	State Pool	11/01/08	Open	354.19	354.25	354.19	354.25	0.00	0.00	109,774.61	354.19	354.25
State Pool Total					392,395,341.46	388,541,825.90	392,395,341.46	388,541,825.90	0.00	0.00	307,418,627.31	392,395,341.46	388,541,825.90
Combined Port Total					597,671,929.67	582,929,460.18	597,671,929.67	582,929,460.18	0.00	0.00	319,924,204.97	597,671,929.67	582,929,460.18

Earnings and Yields Summary

Ft. Bend County

Effective Interest - Actual Life

Receipts in Period

07/01/20 - 07/31/20

Security Description	07/01/20 07/07/20	07/08/20 07/14/20	07/15/20 07/21/20	07/22/20 07/28/20	07/29/20 07/31/20	07/01/20 07/31/20
Combined Port						
Money Market	20,273.70	20,273.69	20,273.69	20,273.69	8,580.29	89,675.06
State Pool	<u>34,731.87</u>	<u>34,706.52</u>	<u>34,554.52</u>	<u>34,554.52</u>	<u>13,384.82</u>	<u>151,932.25</u>
Port Total	<u>55,005.57</u>	<u>54,980.21</u>	<u>54,828.21</u>	<u>54,828.21</u>	<u>21,965.11</u>	<u>241,607.31</u>
Combined Port						
Money Market	0.5164	0.5164	0.5164	0.5164	0.5192	0.5167
State Pool	<u>0.4628</u>	<u>0.4628</u>	<u>0.4628</u>	<u>0.4628</u>	<u>0.4204</u>	<u>0.4587</u>
Port Total	<u>0.4812</u>	<u>0.4812</u>	<u>0.4813</u>	<u>0.4813</u>	<u>0.4541</u>	<u>0.4786</u>

Maturity Aging
Ft. Bend County
 Effective Interest - Actual Life
 Receipts in Period
 07/31/20

CUSIP	Invest Number	Security Description	Purchase Date	Days to Maturity	Yield Matur
Cash / Money Market					
LO10-LOGIC-COUNTY'S CARE ACT	AR-0047	State Pool	05/12/20	0	0.4203
LOG1-Logic- General	AR-0028	State Pool	11/10/08	0	0.4203
LOG2-Logic-Toll Rd.Operations	AR-0029	State Pool	11/10/08	0	0.4203
LOG5-Logic-Drainage	AR-0032	State Pool	11/10/08	0	0.4203
LOG8-Logic-Road & Bridge	AR-0035	State Pool	11/10/08	0	0.4203
MB02-MBIA General	AR-0015	State Pool	11/01/08	0	0.4500
MB03-MBIA Road & Bridge	AR-0016	State Pool	11/01/08	0	0.4500
MB04-MBIA Drainage	AR-0017	State Pool	11/01/08	0	0.4500
MB06-MBIA Toll Rd. Operations	AR-0019	State Pool	11/01/08	0	0.4500
MB12-MBIA ESD 100 AGREEMENT	AR-0041	State Pool	08/31/16	0	0.4500
MB13-MBIA ASSISTANCE DIST #1	AR-0042	State Pool	08/31/16	0	0.4500
MB14-MBIA GR PARKWAY OPERATIONS	AR-0043	State Pool	08/31/16	0	0.4500
MB17 - SR LIEN BOND 2016	AR-0046	State Pool	12/09/16	0	0.4500
MB18-MBIA COUNTY'S CARES ACT	AR-0048	State Pool	05/12/20	0	0.4500
MB19-MBIA FBC ASSIST. DIST. #2	AR-0049	State Pool	05/13/20	0	0.4500
MB20 - MBIA FBC ASSIST. DIST. #4	AR-0050	State Pool	05/13/20	0	0.4500
MB21-MBIA FBC ASSIST. DIST. #6	AR-0051	State Pool	05/13/20	0	0.4500
MB22-MBIA FBC ASSIST. DIST. #9	AR-0052	State Pool	05/13/20	0	0.4500
MB23-MBIA JUVENILE	AR-0053	State Pool	05/13/20	0	0.4500
MB24-MBIA DEBT SERVICE	AR-0054	State Pool	05/13/20	0	0.4500
MB25-MBIA DRAINAGE DEBT SERVICE	AR-0055	State Pool	05/13/20	0	0.4500
MB26-FACILITIES BOND 2018	AR-0056	State Pool	05/13/20	0	0.4500
MB27-MBIA TX HERITAGE PARKWAY	AR-0057	State Pool	05/13/20	0	0.4500
Prosperity-Money Market Accts.	AR-0009	Money Market	11/30/03	0	0.6000
TT00-TX TERM General	AR-0022	State Pool	11/01/08	0	0.2200
TT02-TX TERM Toll Rd. Operation	AR-0024	State Pool	11/01/08	0	0.2200
TT04-TX TERM Road & Bridge	AR-0026	State Pool	11/01/08	0	0.2200
TT05-TX TERM Drainage	AR-0027	State Pool	11/01/08	0	0.2200
Cash / Money Market Total				0	0.4925
Investment Total				0	0.4925

Activity Statement

Ft. Bend County

Effective Interest - Actual Life
Receipts in Period
07/01/20 - 07/31/20

Purchase Date	Sale Date	CUSIP	Invest Number	Security Description	Amor Value On 07/01/20	Changes In Principal	Purchase Cost	Sales Proceeds	Purchased Interest	Int/Div Rec In the Perd	Amor Value On 07/31/20
Money Market											
11/30/03	Open	Prosperity-Money Market Accts.	AR-0009	Money Market	205,276,588.21	-10,888,953.93	0.00	0.00	0.00	89,675.06	194,387,634.28
Money Market Total					<u>205,276,588.21</u>	<u>-10,888,953.93</u>	<u>0.00</u>	<u>0.00</u>	<u>0.00</u>	<u>89,675.06</u>	<u>194,387,634.28</u>
State Pool											
11/01/08	Open	MB02-MBIA General	AR-0015	State Pool	25,946,328.56	9,993.78	0.00	0.00	0.00	9,993.78	25,956,322.34
11/01/08	Open	MB03-MBIA Road & Bridge	AR-0016	State Pool	7,567,133.50	-1,997,501.37	0.00	0.00	0.00	2,498.63	5,569,632.13
11/01/08	Open	MB04-MBIA Drainage	AR-0017	State Pool	5,284,722.95	2,035.51	0.00	0.00	0.00	0.00	5,286,758.46
11/01/08	Open	MB06-MBIA Toll Rd. Operations	AR-0019	State Pool	43,911,916.53	16,913.61	0.00	0.00	0.00	0.00	43,928,830.14
11/01/08	Open	TT00-TX TERM General	AR-0022	State Pool	1,070.79	0.20	0.00	0.00	0.00	0.20	1,070.99
11/01/08	Open	TT02-TX TERM Toll Rd. Operation	AR-0024	State Pool	1,069.59	0.19	0.00	0.00	0.00	0.19	1,069.78
11/01/08	Open	TT04-TX TERM Road & Bridge	AR-0026	State Pool	1,067.64	0.19	0.00	0.00	0.00	0.19	1,067.83
11/01/08	Open	TT05-TX TERM Drainage	AR-0027	State Pool	354.19	0.06	0.00	0.00	0.00	0.06	354.25
11/10/08	Open	LOG1-Logic- General	AR-0028	State Pool	30,711,719.44	10,962.64	0.00	0.00	0.00	10,962.64	30,722,682.08
11/10/08	Open	LOG2-Logic-Toll Rd. Operations	AR-0029	State Pool	35,064,852.42	12,516.53	0.00	0.00	0.00	12,516.53	35,077,368.95
11/10/08	Open	LOG5-Logic-Drainage	AR-0032	State Pool	7,514,744.48	2,682.42	0.00	0.00	0.00	2,682.42	7,517,426.90
11/10/08	Open	LOG8-Logic-Road & Bridge	AR-0035	State Pool	7,514,744.93	2,682.42	0.00	0.00	0.00	2,682.42	7,517,427.35
08/31/16	Open	MB12-MBIA ESD 100 AGREEMENT	AR-0041	State Pool	1,986,991.14	765.34	0.00	0.00	0.00	765.34	1,987,756.48
08/31/16	Open	MB13-MBIA ASSISTANCE DIST #1	AR-0042	State Pool	1,592,309.60	613.30	0.00	0.00	0.00	613.30	1,592,922.90
08/31/16	Open	MB14-MBIA GR PARKWAY OPERATIONS	AR-0043	State Pool	24,863,839.90	9,576.85	0.00	0.00	0.00	9,576.85	24,873,416.75
12/09/16	Open	MB17 - SR LIEN BOND 2016	AR-0046	State Pool	8,006,717.90	3,083.95	0.00	0.00	0.00	3,083.95	8,009,801.85
05/12/20	Open	LO10-LOGIC-COUNTY'S CARE ACT	AR-0047	State Pool	67,062,508.32	23,938.24	0.00	0.00	0.00	23,938.24	67,086,446.56
05/12/20	Open	MB18-MBIA COUNTY'S CARES ACT	AR-0048	State Pool	59,056,663.14	22,746.95	0.00	0.00	0.00	22,746.95	59,079,410.09
05/13/20	Open	MB19-MBIA FBC ASSIST. DIST. #2	AR-0049	State Pool	2,502,099.38	963.74	0.00	0.00	0.00	963.74	2,503,063.12
05/13/20	Open	MB20- MBIA FBC ASSIST. DIST. #4	AR-0050	State Pool	1,251,049.66	481.87	0.00	0.00	0.00	481.87	1,251,531.53
05/13/20	Open	MB21-MBIA FBC ASSIST. DIST. #6	AR-0051	State Pool	2,001,679.46	771.01	0.00	0.00	0.00	771.01	2,002,450.47
05/13/20	Open	MB22-MBIA FBC ASSIST. DIST. #9	AR-0052	State Pool	1,000,839.73	385.49	0.00	0.00	0.00	385.49	1,001,225.22
05/13/20	Open	MB23-MBIA JUVENILE	AR-0053	State Pool	6,506,412.07	-1,997,559.72	0.00	0.00	0.00	2,440.28	4,508,852.35
05/13/20	Open	MB24-MBIA DEBT SERVICE	AR-0054	State Pool	21,017,634.52	8,095.39	0.00	0.00	0.00	8,095.39	21,025,729.91
05/13/20	Open	MB25-MBIA DRAINAGE DEBT SERVICE	AR-0055	State Pool	1,000,839.73	385.49	0.00	0.00	0.00	385.49	1,001,225.22
05/13/20	Open	MB26-FACILITIES BOND 2018	AR-0056	State Pool	14,011,756.34	5,396.94	0.00	0.00	0.00	5,396.94	14,017,153.28
05/13/20	Open	MB27-MBIA TX HERITAGE PARKWAY	AR-0057	State Pool	17,014,275.55	6,553.42	0.00	0.00	0.00	6,553.42	17,020,828.97
State Pool Total					<u>392,395,341.46</u>	<u>-3,853,515.56</u>	<u>0.00</u>	<u>0.00</u>	<u>0.00</u>	<u>127,535.32</u>	<u>388,541,825.90</u>
Investment Total					<u>597,671,929.67</u>	<u>-14,742,469.49</u>	<u>0.00</u>	<u>0.00</u>	<u>0.00</u>	<u>217,210.38</u>	<u>582,929,460.18</u>

Interest Accrual
Ft. Bend County
 Effective Interest - Actual Life
 Receipts in Period
 07/01/20 - 07/31/20

CUSIP	Invest Number	Security Description	Purchase Date	Sale Date	Yield Earned	Ending Par Val/Shares	Ending Amor Val/Cost	Purchased Interest	In/Div Rec In the Perd	In/Div Accrued In the Perd	PTD Purch Received	In/Div Rec Purch/Date	In/Div Accrued Purch/Date
09 - Temporary Holding													
Money Market													
Prosperity-Money Market Accts.													
	AR-0009	Money Market	11/30/03	Open	0.0000	0.00	0.00	0.00	0.00	0.00	0.00	0.00	0.00
Money Market Total													
					<u>0.0000</u>	<u>0.00</u>	<u>0.00</u>	<u>0.00</u>	<u>0.00</u>	<u>0.00</u>	<u>0.00</u>	<u>0.00</u>	<u>0.00</u>
09 - Temporary Holding Total													
					<u>0.0000</u>	<u>0.00</u>	<u>0.00</u>	<u>0.00</u>	<u>0.00</u>	<u>0.00</u>	<u>0.00</u>	<u>0.00</u>	<u>0.00</u>
130 - Assistance Dist #1													
State Pool													
	AR-0042	State Pool	08/31/16	Open	0.4547	1,592,922.90	1,592,922.90	0.00	613.30	0.00	0.00	92,922.90	0.00
					<u>0.4547</u>	<u>1,592,922.90</u>	<u>1,592,922.90</u>	<u>0.00</u>	<u>613.30</u>	<u>0.00</u>	<u>0.00</u>	<u>92,922.90</u>	<u>0.00</u>
State Pool Total													
					<u>0.4547</u>	<u>1,592,922.90</u>	<u>1,592,922.90</u>	<u>0.00</u>	<u>613.30</u>	<u>0.00</u>	<u>0.00</u>	<u>92,922.90</u>	<u>0.00</u>
130 - Assistance Dist #1 Total													
					<u>0.4547</u>	<u>1,592,922.90</u>	<u>1,592,922.90</u>	<u>0.00</u>	<u>613.30</u>	<u>0.00</u>	<u>0.00</u>	<u>92,922.90</u>	<u>0.00</u>
145 - ESD 100 Agreement													
State Pool													
	AR-0041	State Pool	08/31/16	Open	0.4547	1,987,756.48	1,987,756.48	0.00	765.34	0.00	0.00	86,197.72	0.00
					<u>0.4547</u>	<u>1,987,756.48</u>	<u>1,987,756.48</u>	<u>0.00</u>	<u>765.34</u>	<u>0.00</u>	<u>0.00</u>	<u>86,197.72</u>	<u>0.00</u>
State Pool Total													
					<u>0.4547</u>	<u>1,987,756.48</u>	<u>1,987,756.48</u>	<u>0.00</u>	<u>765.34</u>	<u>0.00</u>	<u>0.00</u>	<u>86,197.72</u>	<u>0.00</u>
145 - ESD 100 Agreement Total													
					<u>0.4547</u>	<u>1,987,756.48</u>	<u>1,987,756.48</u>	<u>0.00</u>	<u>765.34</u>	<u>0.00</u>	<u>0.00</u>	<u>86,197.72</u>	<u>0.00</u>
802 - Sr Lien 2016													
State Pool													
	AR-0046	State Pool	12/09/16	Open	0.4547	8,009,801.85	8,009,801.85	0.00	3,083.95	0.00	0.00	160,542.89	0.00
					<u>0.4547</u>	<u>8,009,801.85</u>	<u>8,009,801.85</u>	<u>0.00</u>	<u>3,083.95</u>	<u>0.00</u>	<u>0.00</u>	<u>160,542.89</u>	<u>0.00</u>
State Pool Total													
					<u>0.4547</u>	<u>8,009,801.85</u>	<u>8,009,801.85</u>	<u>0.00</u>	<u>3,083.95</u>	<u>0.00</u>	<u>0.00</u>	<u>160,542.89</u>	<u>0.00</u>
802 - Sr Lien 2016 Total													
					<u>0.4547</u>	<u>8,009,801.85</u>	<u>8,009,801.85</u>	<u>0.00</u>	<u>3,083.95</u>	<u>0.00</u>	<u>0.00</u>	<u>160,542.89</u>	<u>0.00</u>
810 - FBC Toll Road Operations													
State Pool													
	AR-0024	State Pool	11/01/08	Open	0.0000	0.00	0.00	0.00	0.00	0.00	0.00	0.00	0.00
					<u>0.0000</u>	<u>0.00</u>	<u>0.00</u>	<u>0.00</u>	<u>0.00</u>	<u>0.00</u>	<u>0.00</u>	<u>0.00</u>	<u>0.00</u>
State Pool Total													
					<u>0.0000</u>	<u>0.00</u>	<u>0.00</u>	<u>0.00</u>	<u>0.00</u>	<u>0.00</u>	<u>0.00</u>	<u>0.00</u>	<u>0.00</u>
810 - FBC Toll Road Operations Total													
					<u>0.0000</u>	<u>0.00</u>	<u>0.00</u>	<u>0.00</u>	<u>0.00</u>	<u>0.00</u>	<u>0.00</u>	<u>0.00</u>	<u>0.00</u>
815 - Grand Parkway Operations													
State Pool													
	AR-0043	State Pool	08/31/16	Open	0.4547	24,873,416.75	24,873,416.75	0.00	9,576.85	0.00	0.00	373,411.27	0.00
					<u>0.4547</u>	<u>24,873,416.75</u>	<u>24,873,416.75</u>	<u>0.00</u>	<u>9,576.85</u>	<u>0.00</u>	<u>0.00</u>	<u>373,411.27</u>	<u>0.00</u>
State Pool Total													
					<u>0.4547</u>	<u>24,873,416.75</u>	<u>24,873,416.75</u>	<u>0.00</u>	<u>9,576.85</u>	<u>0.00</u>	<u>0.00</u>	<u>373,411.27</u>	<u>0.00</u>
815 - Grand Parkway Operations Total													
					<u>0.4547</u>	<u>24,873,416.75</u>	<u>24,873,416.75</u>	<u>0.00</u>	<u>9,576.85</u>	<u>0.00</u>	<u>0.00</u>	<u>373,411.27</u>	<u>0.00</u>
LO10 - LOGIC COUNTYS CARES ACT													
State Pool													
	AR-0047	State Pool	05/12/20	Open	0.4214	67,086,446.56	67,086,446.56	0.00	23,938.24	0.00	0.00	86,446.56	0.00
					<u>0.4214</u>	<u>67,086,446.56</u>	<u>67,086,446.56</u>	<u>0.00</u>	<u>23,938.24</u>	<u>0.00</u>	<u>0.00</u>	<u>86,446.56</u>	<u>0.00</u>
State Pool Total													
					<u>0.4214</u>	<u>67,086,446.56</u>	<u>67,086,446.56</u>	<u>0.00</u>	<u>23,938.24</u>	<u>0.00</u>	<u>0.00</u>	<u>86,446.56</u>	<u>0.00</u>
LO10 - LOGIC COUNTYS CARES ACT Total													
					<u>0.4214</u>	<u>67,086,446.56</u>	<u>67,086,446.56</u>	<u>0.00</u>	<u>23,938.24</u>	<u>0.00</u>	<u>0.00</u>	<u>86,446.56</u>	<u>0.00</u>
LOG1 - LOGIC GENERAL													
State Pool													
	AR-0028	State Pool	11/10/08	Open	0.4214	30,722,682.08	30,722,682.08	0.00	10,962.64	0.00	0.00	793,115.06	0.00
					<u>0.4214</u>	<u>30,722,682.08</u>	<u>30,722,682.08</u>	<u>0.00</u>	<u>10,962.64</u>	<u>0.00</u>	<u>0.00</u>	<u>793,115.06</u>	<u>0.00</u>
State Pool Total													
					<u>0.4214</u>	<u>30,722,682.08</u>	<u>30,722,682.08</u>	<u>0.00</u>	<u>10,962.64</u>	<u>0.00</u>	<u>0.00</u>	<u>793,115.06</u>	<u>0.00</u>
LOG1 - LOGIC GENERAL Total													
					<u>0.4214</u>	<u>30,722,682.08</u>	<u>30,722,682.08</u>	<u>0.00</u>	<u>10,962.64</u>	<u>0.00</u>	<u>0.00</u>	<u>793,115.06</u>	<u>0.00</u>
LOG2 - LOGIC TOLL OPERATIONS													
State Pool													
	AR-0029	State Pool	11/10/08	Open	0.4214	35,077,368.95	35,077,368.95	0.00	12,516.53	0.00	0.00	138,700.03	0.00
					<u>0.4214</u>	<u>35,077,368.95</u>	<u>35,077,368.95</u>	<u>0.00</u>	<u>12,516.53</u>	<u>0.00</u>	<u>0.00</u>	<u>138,700.03</u>	<u>0.00</u>
State Pool Total													
					<u>0.4214</u>	<u>35,077,368.95</u>	<u>35,077,368.95</u>	<u>0.00</u>	<u>12,516.53</u>	<u>0.00</u>	<u>0.00</u>	<u>138,700.03</u>	<u>0.00</u>
LOG2 - LOGIC TOLL OPERATIONS Total													
					<u>0.4214</u>	<u>35,077,368.95</u>	<u>35,077,368.95</u>	<u>0.00</u>	<u>12,516.53</u>	<u>0.00</u>	<u>0.00</u>	<u>138,700.03</u>	<u>0.00</u>
LOG5 - LOGIC DRAINAGE													

Interest Accrual
Ft. Bend County
 Effective Interest - Actual Life
 Receipts in Period
 07/01/20 - 07/31/20

CUSIP	Invest Number	Security Description	Purchase Date	Sale Date	Yield Earned	Ending Par Val/Shares	Ending Amor Val/Cost	Purchased Interest	Int/Div Rec In the Perd	Int/Div Accrued In the Perd	PTD Purch Received	Int/Div Rec Purch/Date	Int/Div Accrued Purch/Date
MB21-MBIA FBC ASSIST. DIST. #6	AR-0051	State Pool	05/13/20	Open	0.4548	2,002,450.47	2,002,450.47	0.00	771.01	0.00	0.00	2,450.47	0.00
State Pool Total					<u>0.4548</u>	<u>2,002,450.47</u>	<u>2,002,450.47</u>	<u>0.00</u>	<u>771.01</u>	<u>0.00</u>	<u>0.00</u>	<u>2,450.47</u>	<u>0.00</u>
MB21 - MBIA ASSIST DIST #6 Total						<u>2,002,450.47</u>	<u>2,002,450.47</u>	<u>0.00</u>	<u>771.01</u>	<u>0.00</u>	<u>0.00</u>	<u>2,450.47</u>	<u>0.00</u>
MB22 - MBIA ASSIST DIST #9					<u>0.4547</u>	<u>1,001,225.22</u>	<u>1,001,225.22</u>	<u>0.00</u>	<u>385.49</u>	<u>0.00</u>	<u>0.00</u>	<u>1,225.22</u>	<u>0.00</u>
State Pool													
MB22-MBIA FBC ASSIST. DIST. #9	AR-0052	State Pool	05/13/20	Open	0.4547	1,001,225.22	1,001,225.22	0.00	385.49	0.00	0.00	1,225.22	0.00
State Pool Total					<u>0.4547</u>	<u>1,001,225.22</u>	<u>1,001,225.22</u>	<u>0.00</u>	<u>385.49</u>	<u>0.00</u>	<u>0.00</u>	<u>1,225.22</u>	<u>0.00</u>
MB22 - MBIA ASSIST DIST #9 Total						<u>1,001,225.22</u>	<u>1,001,225.22</u>	<u>0.00</u>	<u>385.49</u>	<u>0.00</u>	<u>0.00</u>	<u>1,225.22</u>	<u>0.00</u>
MB23 - MBIA JUVENILE					<u>0.4564</u>	<u>4,508,852.35</u>	<u>4,508,852.35</u>	<u>0.00</u>	<u>2,440.28</u>	<u>0.00</u>	<u>0.00</u>	<u>8,852.35</u>	<u>0.00</u>
State Pool													
MB23-MBIA JUVENILE	AR-0053	State Pool	05/13/20	Open	0.4564	4,508,852.35	4,508,852.35	0.00	2,440.28	0.00	0.00	8,852.35	0.00
State Pool Total					<u>0.4564</u>	<u>4,508,852.35</u>	<u>4,508,852.35</u>	<u>0.00</u>	<u>2,440.28</u>	<u>0.00</u>	<u>0.00</u>	<u>8,852.35</u>	<u>0.00</u>
MB23 - MBIA JUVENILE Total						<u>4,508,852.35</u>	<u>4,508,852.35</u>	<u>0.00</u>	<u>2,440.28</u>	<u>0.00</u>	<u>0.00</u>	<u>8,852.35</u>	<u>0.00</u>
MB24 - MBIA DEBT SERVICE					<u>0.4547</u>	<u>21,025,729.91</u>	<u>21,025,729.91</u>	<u>0.00</u>	<u>8,095.39</u>	<u>0.00</u>	<u>0.00</u>	<u>25,729.91</u>	<u>0.00</u>
State Pool													
MB24-MBIA DEBT SERVICE	AR-0054	State Pool	05/13/20	Open	0.4547	21,025,729.91	21,025,729.91	0.00	8,095.39	0.00	0.00	25,729.91	0.00
State Pool Total					<u>0.4547</u>	<u>21,025,729.91</u>	<u>21,025,729.91</u>	<u>0.00</u>	<u>8,095.39</u>	<u>0.00</u>	<u>0.00</u>	<u>25,729.91</u>	<u>0.00</u>
MB24 - MBIA DEBT SERVICE Total						<u>21,025,729.91</u>	<u>21,025,729.91</u>	<u>0.00</u>	<u>8,095.39</u>	<u>0.00</u>	<u>0.00</u>	<u>25,729.91</u>	<u>0.00</u>
MB25 - MBIA DRAINAGE DEBT SERVICE					<u>0.4547</u>	<u>1,001,225.22</u>	<u>1,001,225.22</u>	<u>0.00</u>	<u>385.49</u>	<u>0.00</u>	<u>0.00</u>	<u>1,225.22</u>	<u>0.00</u>
State Pool													
MB25-MBIA DRAINAGE DEBT SERVICE	AR-0055	State Pool	05/13/20	Open	0.4547	1,001,225.22	1,001,225.22	0.00	385.49	0.00	0.00	1,225.22	0.00
State Pool Total					<u>0.4547</u>	<u>1,001,225.22</u>	<u>1,001,225.22</u>	<u>0.00</u>	<u>385.49</u>	<u>0.00</u>	<u>0.00</u>	<u>1,225.22</u>	<u>0.00</u>
MB25 - MBIA DRAINAGE DEBT SERVICE Total						<u>1,001,225.22</u>	<u>1,001,225.22</u>	<u>0.00</u>	<u>385.49</u>	<u>0.00</u>	<u>0.00</u>	<u>1,225.22</u>	<u>0.00</u>
MB26 - MBIA FACILITIES BOND 2018					<u>0.4547</u>	<u>14,017,153.28</u>	<u>14,017,153.28</u>	<u>0.00</u>	<u>5,396.94</u>	<u>0.00</u>	<u>0.00</u>	<u>17,153.28</u>	<u>0.00</u>
State Pool													
MB26-FACILITIES BOND 2018	AR-0056	State Pool	05/13/20	Open	0.4547	14,017,153.28	14,017,153.28	0.00	5,396.94	0.00	0.00	17,153.28	0.00
State Pool Total					<u>0.4547</u>	<u>14,017,153.28</u>	<u>14,017,153.28</u>	<u>0.00</u>	<u>5,396.94</u>	<u>0.00</u>	<u>0.00</u>	<u>17,153.28</u>	<u>0.00</u>
MB26 - MBIA FACILITIES BOND 2018 Total						<u>14,017,153.28</u>	<u>14,017,153.28</u>	<u>0.00</u>	<u>5,396.94</u>	<u>0.00</u>	<u>0.00</u>	<u>17,153.28</u>	<u>0.00</u>
MB27 - MBIA TX HERITAGE PARKWAY 2020					<u>0.4547</u>	<u>17,020,828.97</u>	<u>17,020,828.97</u>	<u>0.00</u>	<u>6,553.42</u>	<u>0.00</u>	<u>0.00</u>	<u>20,828.97</u>	<u>0.00</u>
State Pool													
MB27-MBIA TX HERITAGE PARKWAY	AR-0057	State Pool	05/13/20	Open	0.4547	17,020,828.97	17,020,828.97	0.00	6,553.42	0.00	0.00	20,828.97	0.00
State Pool Total					<u>0.4547</u>	<u>17,020,828.97</u>	<u>17,020,828.97</u>	<u>0.00</u>	<u>6,553.42</u>	<u>0.00</u>	<u>0.00</u>	<u>20,828.97</u>	<u>0.00</u>
MB27 - MBIA TX HERITAGE PARKWAY 2020 Total						<u>17,020,828.97</u>	<u>17,020,828.97</u>	<u>0.00</u>	<u>6,553.42</u>	<u>0.00</u>	<u>0.00</u>	<u>20,828.97</u>	<u>0.00</u>
PROS - Prosperity Money Mkt. Accts.					<u>0.5167</u>	<u>194,387,634.28</u>	<u>194,387,634.28</u>	<u>0.00</u>	<u>89,675.06</u>	<u>0.00</u>	<u>0.00</u>	<u>45,591,504.58</u>	<u>0.00</u>
Money Market													
Prosperity-Money Market Accts.	AR-0009	Money Market	11/30/03	Open	0.5167	194,387,634.28	194,387,634.28	0.00	89,675.06	0.00	0.00	45,591,504.58	0.00
Money Market Total					<u>0.5167</u>	<u>194,387,634.28</u>	<u>194,387,634.28</u>	<u>0.00</u>	<u>89,675.06</u>	<u>0.00</u>	<u>0.00</u>	<u>45,591,504.58</u>	<u>0.00</u>
PROS - Prosperity Money Mkt. Accts. Total						<u>194,387,634.28</u>	<u>194,387,634.28</u>	<u>0.00</u>	<u>89,675.06</u>	<u>0.00</u>	<u>0.00</u>	<u>45,591,504.58</u>	<u>0.00</u>
TT00 - TEXAS TERM GENERAL					<u>0.2205</u>	<u>1,070.99</u>	<u>1,070.99</u>	<u>0.00</u>	<u>0.20</u>	<u>0.00</u>	<u>0.00</u>	<u>21,455.76</u>	<u>0.00</u>
State Pool													
TT00-TX TERM General	AR-0022	State Pool	11/01/08	Open	0.2205	1,070.99	1,070.99	0.00	0.20	0.00	0.00	21,455.76	0.00
State Pool Total					<u>0.2205</u>	<u>1,070.99</u>	<u>1,070.99</u>	<u>0.00</u>	<u>0.20</u>	<u>0.00</u>	<u>0.00</u>	<u>21,455.76</u>	<u>0.00</u>
TT00 - TEXAS TERM GENERAL Total						<u>1,070.99</u>	<u>1,070.99</u>	<u>0.00</u>	<u>0.20</u>	<u>0.00</u>	<u>0.00</u>	<u>21,455.76</u>	<u>0.00</u>
TT02 - TEXAS TERM TOLL OPERATIONS					<u>0.2097</u>	<u>1,069.78</u>	<u>1,069.78</u>	<u>0.00</u>	<u>0.19</u>	<u>0.00</u>	<u>0.00</u>	<u>17,999.68</u>	<u>0.00</u>
State Pool													
TT02-TX TERM Toll Rd. Operation	AR-0024	State Pool	11/01/08	Open	0.2097	1,069.78	1,069.78	0.00	0.19	0.00	0.00	17,999.68	0.00

Interest Accrual
Ft. Bend County
 Effective Interest - Actual Life
 Receipts in Period
 07/01/20 - 07/31/20

CUSIP	Invest Number	Security Description	Purchase Date	Sale Date	Yield Earned	Ending Par Val/Shares	Ending Amor Val/Cost	Purchased Interest	In/Div Rec In the Perd	In/Div Accrued In the Perd	PTD Purch Received	In/Div Rec Purch/Date	In/Div Accrued Purch/Date	
		State Pool Total			<u>0.2097</u>	<u>1,069.78</u>	<u>1,069.78</u>	<u>0.00</u>	<u>0.19</u>	<u>0.00</u>	<u>0.00</u>	<u>17,999.68</u>	<u>0.00</u>	
		TT02 - TEXAS TERM TOLL OPERATIONS Total			<u>0.2097</u>	<u>1,069.78</u>	<u>1,069.78</u>	<u>0.00</u>	<u>0.19</u>	<u>0.00</u>	<u>0.00</u>	<u>17,999.68</u>	<u>0.00</u>	
		TT04 - TEXAS TERM ROAD & BRIDGE												
		State Pool												
		TT04-TX TERM Road & Bridge	AR-0026	State Pool	11/01/08	Open	0.2101	1,067.83	1,067.83	0.00	0.00	0.00	8,275.11	0.00
		State Pool Total			<u>0.2101</u>	<u>1,067.83</u>	<u>1,067.83</u>	<u>0.00</u>	<u>0.19</u>	<u>0.00</u>	<u>0.00</u>	<u>8,275.11</u>	<u>0.00</u>	
		TT04 - TEXAS TERM ROAD & BRIDGE Total			<u>0.2101</u>	<u>1,067.83</u>	<u>1,067.83</u>	<u>0.00</u>	<u>0.19</u>	<u>0.00</u>	<u>0.00</u>	<u>8,275.11</u>	<u>0.00</u>	
		TT05 - TEXAS TERM DRAINAGE												
		State Pool												
		TT05-TX TERM Drainage	AR-0027	State Pool	11/01/08	Open	0.2000	354.25	354.25	0.00	0.00	0.00	5,033.52	0.00
		State Pool Total			<u>0.2000</u>	<u>354.25</u>	<u>354.25</u>	<u>0.00</u>	<u>0.06</u>	<u>0.00</u>	<u>0.00</u>	<u>5,033.52</u>	<u>0.00</u>	
		TT05 - TEXAS TERM DRAINAGE Total			<u>0.2000</u>	<u>354.25</u>	<u>354.25</u>	<u>0.00</u>	<u>0.06</u>	<u>0.00</u>	<u>0.00</u>	<u>5,033.52</u>	<u>0.00</u>	

Premium/Discount Amortization

Ft. Bend County

Effective Interest - Actual Life
Receipts in Period
07/01/20 - 07/31/20

CUSIP	Invest Number	Security Description	Purchase Date	Amortiz Date	Yield Earned	Beginning Par Val/Shares	Beginning Unamor Val/Cost	Premium Discount	Ending Par Val/Shares	Ending Amor Val/Cost	Unamor Prem/Dscent	Amortization In the Perd	Amortization Purch/Date
Money Market													
Prosperity-Money Market Accts.	AR-0009	Money Market	11/30/03	Open	0.5167	205,276,588.21	205,276,588.21	0.00	194,387,634.28	194,387,634.28	0.00	0.00	0.00
Money Market Total					0.5167	205,276,588.21	205,276,588.21	0.00	194,387,634.28	194,387,634.28	0.00	0.00	0.00
State Pool													
MB02-MBIA General	AR-0015	State Pool	11/01/08	Open	0.4547	25,946,328.56	25,946,328.56	0.00	25,956,322.34	25,956,322.34	0.00	0.00	0.00
MB03-MBIA Road & Bridge	AR-0016	State Pool	11/01/08	Open	0.4605	7,567,133.50	7,567,133.50	0.00	5,569,632.13	5,569,632.13	0.00	0.00	0.00
MB04-MBIA Drainage	AR-0017	State Pool	11/01/08	Open	0.5855	5,284,722.95	5,284,722.95	0.00	5,286,758.46	5,286,758.46	0.00	0.00	0.00
MB06-MBIA Toll Rd. Operations	AR-0019	State Pool	11/01/08	Open	0.5855	43,911,916.53	43,911,916.53	0.00	43,928,830.14	43,928,830.14	0.00	0.00	0.00
TT00-TX TERM General	AR-0022	State Pool	11/01/08	Open	0.2205	1,070.79	1,070.79	0.00	1,070.99	1,070.99	0.00	0.00	0.00
TT02-TX TERM Toll Rd. Operation	AR-0024	State Pool	11/01/08	Open	0.2097	1,069.59	1,069.59	0.00	1,069.78	1,069.78	0.00	0.00	0.00
TT04-TX TERM Road & Bridge	AR-0026	State Pool	11/01/08	Open	0.2101	1,067.64	1,067.64	0.00	1,067.83	1,067.83	0.00	0.00	0.00
TT05-TX TERM Drainage	AR-0027	State Pool	11/01/08	Open	0.2000	354.19	354.19	0.00	354.25	354.25	0.00	0.00	0.00
LOG1-Logic- General	AR-0028	State Pool	11/10/08	Open	0.4214	30,711,719.44	30,711,719.44	0.00	30,722,682.08	30,722,682.08	0.00	0.00	0.00
LOG2-Logic-Toll Rd. Operations	AR-0029	State Pool	11/10/08	Open	0.4214	35,064,852.42	35,064,852.42	0.00	35,077,368.95	35,077,368.95	0.00	0.00	0.00
LOG3-Logic-Drainage	AR-0032	State Pool	11/10/08	Open	0.4214	7,514,744.48	7,514,744.48	0.00	7,517,426.90	7,517,426.90	0.00	0.00	0.00
LOG8-Logic-Road & Bridge	AR-0035	State Pool	11/10/08	Open	0.4214	7,514,744.93	7,514,744.93	0.00	7,517,427.35	7,517,427.35	0.00	0.00	0.00
MB12-MBIA ESD 100 AGREEMENT	AR-0041	State Pool	08/31/16	Open	0.4547	1,986,991.14	1,986,991.14	0.00	1,987,756.48	1,987,756.48	0.00	0.00	0.00
MB13-MBIA ASSISTANCE DIST #1	AR-0042	State Pool	08/31/16	Open	0.4547	1,592,309.60	1,592,309.60	0.00	1,592,922.90	1,592,922.90	0.00	0.00	0.00
MB14-MBIA GR PARKWAY OPERATIONS	AR-0043	State Pool	08/31/16	Open	0.4547	24,863,839.90	24,863,839.90	0.00	24,873,416.75	24,873,416.75	0.00	0.00	0.00
MB17 - SR LIEN BOND 2016	AR-0046	State Pool	12/09/16	Open	0.4547	8,006,717.90	8,006,717.90	0.00	8,009,801.85	8,009,801.85	0.00	0.00	0.00
LO10-LOGIC-COUNTY'S CARE ACT	AR-0047	State Pool	05/12/20	Open	0.4214	67,062,508.32	67,062,508.32	0.00	67,086,446.56	67,086,446.56	0.00	0.00	0.00
MB18-MBIA COUNTY'S CARES ACT	AR-0048	State Pool	05/12/20	Open	0.4547	59,056,663.14	59,056,663.14	0.00	59,079,410.09	59,079,410.09	0.00	0.00	0.00
MB19-MBIA FBC ASSIST. DIST. #2	AR-0049	State Pool	05/13/20	Open	0.4547	2,502,099.38	2,502,099.38	0.00	2,503,063.12	2,503,063.12	0.00	0.00	0.00
MB20-MBIA FBC ASSIST. DIST. #4	AR-0050	State Pool	05/13/20	Open	0.4547	1,251,049.66	1,251,049.66	0.00	1,251,531.53	1,251,531.53	0.00	0.00	0.00
MB21-MBIA FBC ASSIST. DIST. #6	AR-0051	State Pool	05/13/20	Open	0.4548	2,001,679.46	2,001,679.46	0.00	2,002,450.47	2,002,450.47	0.00	0.00	0.00
MB22-MBIA FBC ASSIST. DIST. #9	AR-0052	State Pool	05/13/20	Open	0.4547	1,000,839.73	1,000,839.73	0.00	1,001,225.22	1,001,225.22	0.00	0.00	0.00
MB23-MBIA JUVENILE	AR-0053	State Pool	05/13/20	Open	0.4564	6,506,412.07	6,506,412.07	0.00	4,508,852.35	4,508,852.35	0.00	0.00	0.00
MB24-MBIA DEBT SERVICE	AR-0054	State Pool	05/13/20	Open	0.4547	21,017,634.52	21,017,634.52	0.00	21,025,729.91	21,025,729.91	0.00	0.00	0.00
MB25-MBIA DRAINAGE DEBT SERVICE	AR-0055	State Pool	05/13/20	Open	0.4547	1,000,839.73	1,000,839.73	0.00	1,001,225.22	1,001,225.22	0.00	0.00	0.00
MB26-FACILITIES BOND 2018	AR-0056	State Pool	05/13/20	Open	0.4547	14,011,756.34	14,011,756.34	0.00	14,017,153.28	14,017,153.28	0.00	0.00	0.00
MB27-MBIA TX HERITAGE PARKWAY	AR-0057	State Pool	05/13/20	Open	0.4547	17,014,275.55	17,014,275.55	0.00	17,020,828.97	17,020,828.97	0.00	0.00	0.00
State Pool Total					0.4587	392,395,341.46	392,395,341.46	0.00	388,541,825.90	388,541,825.90	0.00	0.00	0.00
Investment Total					0.4786	597,671,929.67	597,671,929.67	0.00	582,929,460.18	582,929,460.18	0.00	0.00	0.00

Open Investments

Ft. Bend County

Effective Interest - Actual Life
Receipts in Period
07/31/20

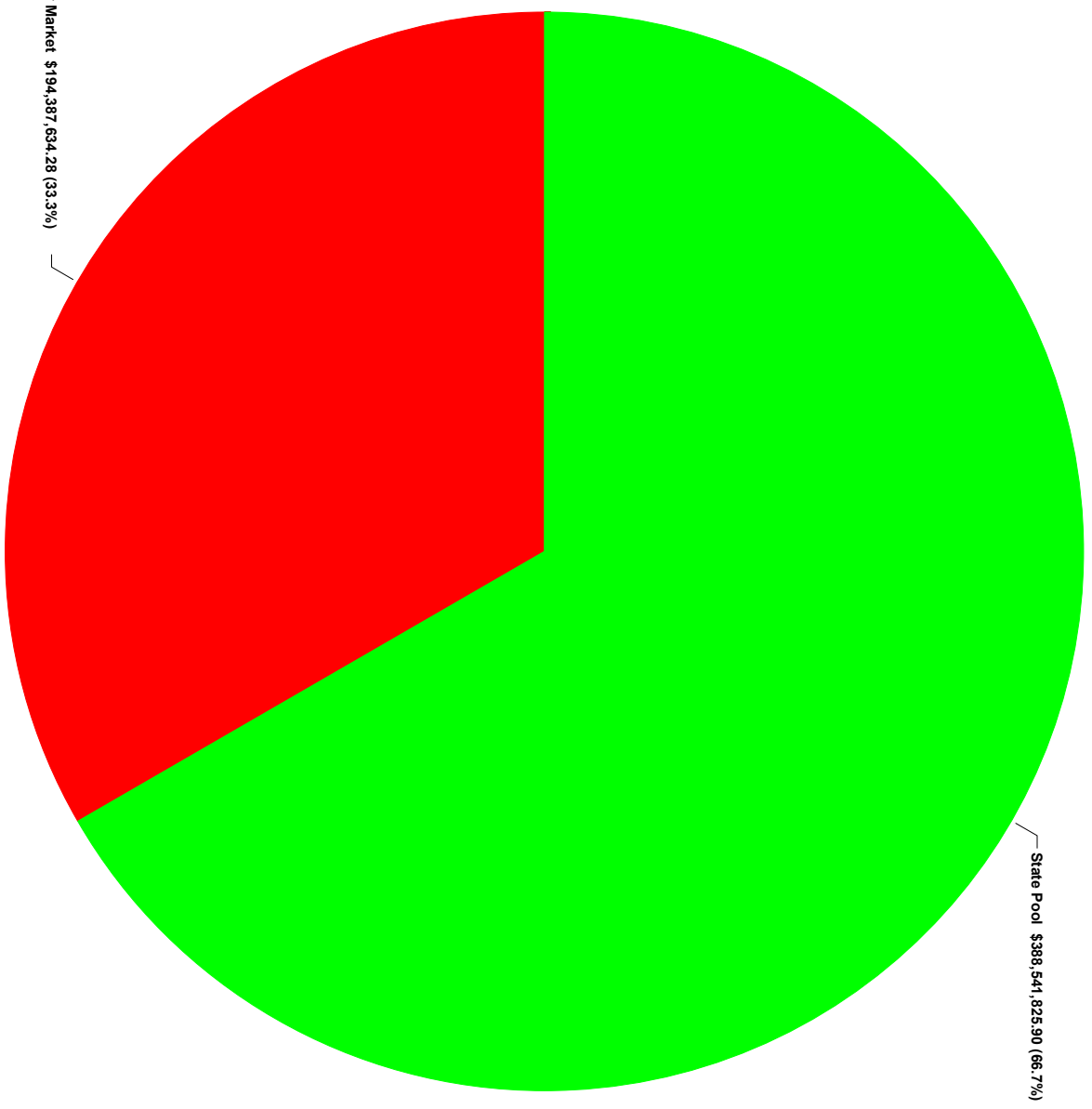
CUSIP	Invest Number	Security Description	Invest Class	Purchase Date	Call Date	Purchase Institut	Safekeep Institut	Issuing Institut	Yield Matur	Yield Call	Original Unit Cost	Original Par Val/Shares	Original Princ/Cost	Orig Prem Discount	Ending Unit Price	Ending Par Val/Shares	Ending Amor Val/Cost	Ending Prem/Dscnt	Unamor
Money Market	Prosperity-Money Market Accts.	AR-0009	Money Market	11/30/03	Open	100	None	100	0.6000	0.6000	1,000,000	12,505,577.66	12,505,577.66	0.00	1,000,000	194,387,634.28	194,387,634.28	0.00	0.00
Money Market Total									<u>0.6000</u>	<u>0.6000</u>	<u>1,000,000</u>	<u>12,505,577.66</u>	<u>12,505,577.66</u>	<u>0.00</u>	<u>1,000,000</u>	<u>194,387,634.28</u>	<u>194,387,634.28</u>	<u>0.00</u>	<u>0.00</u>
State Pool	MB02-MBIA General	AR-0015	State Pool	11/01/08	Open	2000	None	2000	0.4500	0.4500	1,000,000	17,374,917.83	17,374,917.83	0.00	1,000,000	25,956,322.34	25,956,322.34	0.00	0.00
	MB03-MBIA Road & Bridge	AR-0016	State Pool	11/01/08	Open	2000	None	2000	0.4500	0.4500	1,000,000	2,856,438.24	2,856,438.24	0.00	1,000,000	5,569,632.13	5,569,632.13	0.00	0.00
	MB04-MBIA Drainage	AR-0017	State Pool	11/01/08	Open	2000	None	2000	0.4500	0.4500	1,000,000	1,267,218.21	1,267,218.21	0.00	1,000,000	5,286,758.46	5,286,758.46	0.00	0.00
	MB06-MBIA Toll Rd. Operations	AR-0019	State Pool	11/01/08	Open	2000	None	2000	0.4500	0.4500	1,000,000	3,143,377.27	3,143,377.27	0.00	1,000,000	43,928,830.14	43,928,830.14	0.00	0.00
	TT00-TX TERM General	AR-0022	State Pool	11/01/08	Open	2005	None	2005	0.2200	0.2200	1,000,000	10,006,437.87	10,006,437.87	0.00	1,000,000	1,070,999	1,070,999	0.00	0.00
	TT02-TX TERM Toll Rd. Operation	AR-0024	State Pool	11/01/08	Open	2005	None	2005	0.2200	0.2200	0,000,000	0.00	0.00	0.00	1,000,000	1,069,78	1,069,78	0.00	0.00
	TT04-TX TERM Road & Bridge	AR-0026	State Pool	11/01/08	Open	2005	None	2005	0.2200	0.2200	1,000,000	10,463,28	10,463,28	0.00	1,000,000	1,067,83	1,067,83	0.00	0.00
	TT05-TX TERM Drainage	AR-0027	State Pool	11/01/08	Open	2005	None	2005	0.2200	0.2200	1,000,000	109,774.61	109,774.61	0.00	1,000,000	354.25	354.25	0.00	0.00
	LOG1-Logic- General	AR-0028	State Pool	11/10/08	Open	200	None	200	0.4203	0.4203	1,000,000	10,000,000.00	10,000,000.00	0.00	1,000,000	30,722,682.08	30,722,682.08	0.00	0.00
	LOG2-Logic-Toll Rd Operations	AR-0029	State Pool	11/10/08	Open	200	None	200	0.4203	0.4203	1,000,000	2,000,000.00	2,000,000.00	0.00	1,000,000	35,077,368.95	35,077,368.95	0.00	0.00
	LOG3-Logic-Drainage	AR-0032	State Pool	11/10/08	Open	200	None	200	0.4203	0.4203	1,000,000	500,000.00	500,000.00	0.00	1,000,000	7,517,426.90	7,517,426.90	0.00	0.00
	LOG5-Logic-Road & Bridge	AR-0035	State Pool	11/10/08	Open	200	None	200	0.4203	0.4203	1,000,000	1,000,000.00	1,000,000.00	0.00	1,000,000	7,517,427.35	7,517,427.35	0.00	0.00
	MB12-MBIA ESD 100 AGREEMENT	AR-0041	State Pool	08/31/16	Open	2000	None	2000	0.4500	0.4500	1,000,000	3,900,000.00	3,900,000.00	0.00	1,000,000	1,987,756.48	1,987,756.48	0.00	0.00
	MB13-MBIA ASSISTANCE DIST #1	AR-0042	State Pool	08/31/16	Open	2000	None	2000	0.4500	0.4500	1,000,000	10,000,000.00	10,000,000.00	0.00	1,000,000	1,592,922.90	1,592,922.90	0.00	0.00
	MB14-MBIA GR PARKWAY OPERATIONS	AR-0043	State Pool	08/31/16	Open	2000	None	2000	0.4500	0.4500	1,000,000	8,500,000.00	8,500,000.00	0.00	1,000,000	24,873,416.75	24,873,416.75	0.00	0.00
	MB17 - SR LIEN BOND 2016	AR-0046	State Pool	12/09/16	Open	2000	None	2000	0.4500	0.4500	1,000,000	35,000,000.00	35,000,000.00	0.00	1,000,000	8,009,801.85	8,009,801.85	0.00	0.00
	LO10-LOGIC-COUNTY'S CARE ACT	AR-0047	State Pool	05/12/20	Open	200	None	200	0.4203	0.4203	1,000,000	67,000,000.00	67,000,000.00	0.00	1,000,000	67,086,446.56	67,086,446.56	0.00	0.00
	MB18-MBIA COUNTY'S CARES ACT	AR-0048	State Pool	05/13/20	Open	2000	None	2000	0.4500	0.4500	1,000,000	2,500,000.00	2,500,000.00	0.00	1,000,000	2,503,063.12	2,503,063.12	0.00	0.00
	MB19-MBIA FBC ASSIST. DIST. #2	AR-0049	State Pool	05/13/20	Open	2000	None	2000	0.4500	0.4500	1,000,000	1,250,000.00	1,250,000.00	0.00	1,000,000	1,251,531.53	1,251,531.53	0.00	0.00
	MB20-MBIA FBC ASSIST. DIST. #4	AR-0050	State Pool	05/13/20	Open	2000	None	2000	0.4500	0.4500	1,000,000	2,000,000.00	2,000,000.00	0.00	1,000,000	2,002,450.47	2,002,450.47	0.00	0.00
	MB21-MBIA FBC ASSIST. DIST. #6	AR-0051	State Pool	05/13/20	Open	2000	None	2000	0.4500	0.4500	1,000,000	1,000,000.00	1,000,000.00	0.00	1,000,000	1,001,225.22	1,001,225.22	0.00	0.00
	MB22-MBIA FBC ASSIST. DIST. #9	AR-0052	State Pool	05/13/20	Open	2000	None	2000	0.4500	0.4500	1,000,000	1,000,000.00	1,000,000.00	0.00	1,000,000	1,001,225.22	1,001,225.22	0.00	0.00
	MB23-MBIA JUVENILE	AR-0053	State Pool	05/13/20	Open	2000	None	2000	0.4500	0.4500	1,000,000	8,000,000.00	8,000,000.00	0.00	1,000,000	4,508,852.35	4,508,852.35	0.00	0.00
	MB24-MBIA DEBT SERVICE	AR-0054	State Pool	05/13/20	Open	2000	None	2000	0.4500	0.4500	1,000,000	21,000,000.00	21,000,000.00	0.00	1,000,000	21,025,729.91	21,025,729.91	0.00	0.00
	MB25-MBIA DRAINAGE DEBT SERVICE	AR-0055	State Pool	05/13/20	Open	2000	None	2000	0.4500	0.4500	1,000,000	1,000,000.00	1,000,000.00	0.00	1,000,000	1,001,225.22	1,001,225.22	0.00	0.00
	MB26-FACILITIES BOND 2018	AR-0056	State Pool	05/13/20	Open	2000	None	2000	0.4500	0.4500	1,000,000	14,000,000.00	14,000,000.00	0.00	1,000,000	14,017,153.28	14,017,153.28	0.00	0.00
	MB27-MBIA TX HERITAGE PARKWAY	AR-0057	State Pool	05/13/20	Open	2000	None	2000	0.4500	0.4500	1,000,000	17,000,000.00	17,000,000.00	0.00	1,000,000	17,020,828.97	17,020,828.97	0.00	0.00
	State Pool Total								<u>0.4387</u>	<u>0.4387</u>	<u>1,000,000</u>	<u>307,418,627.31</u>	<u>307,418,627.31</u>	<u>0.00</u>	<u>1,000,000</u>	<u>388,541,825.90</u>	<u>388,541,825.90</u>	<u>0.00</u>	<u>0.00</u>
	Investment Total								<u>0.4925</u>	<u>0.4925</u>	<u>1,000,000</u>	<u>319,924,204.97</u>	<u>319,924,204.97</u>	<u>0.00</u>	<u>1,000,000</u>	<u>582,929,460.18</u>	<u>582,929,460.18</u>	<u>0.00</u>	<u>0.00</u>

Open Investments

Ft. Bend County

Effective Interest - Actual Life
Receipts in Period
07/31/20

Showing Ending Par Val/Shares: \$582,929,460.18

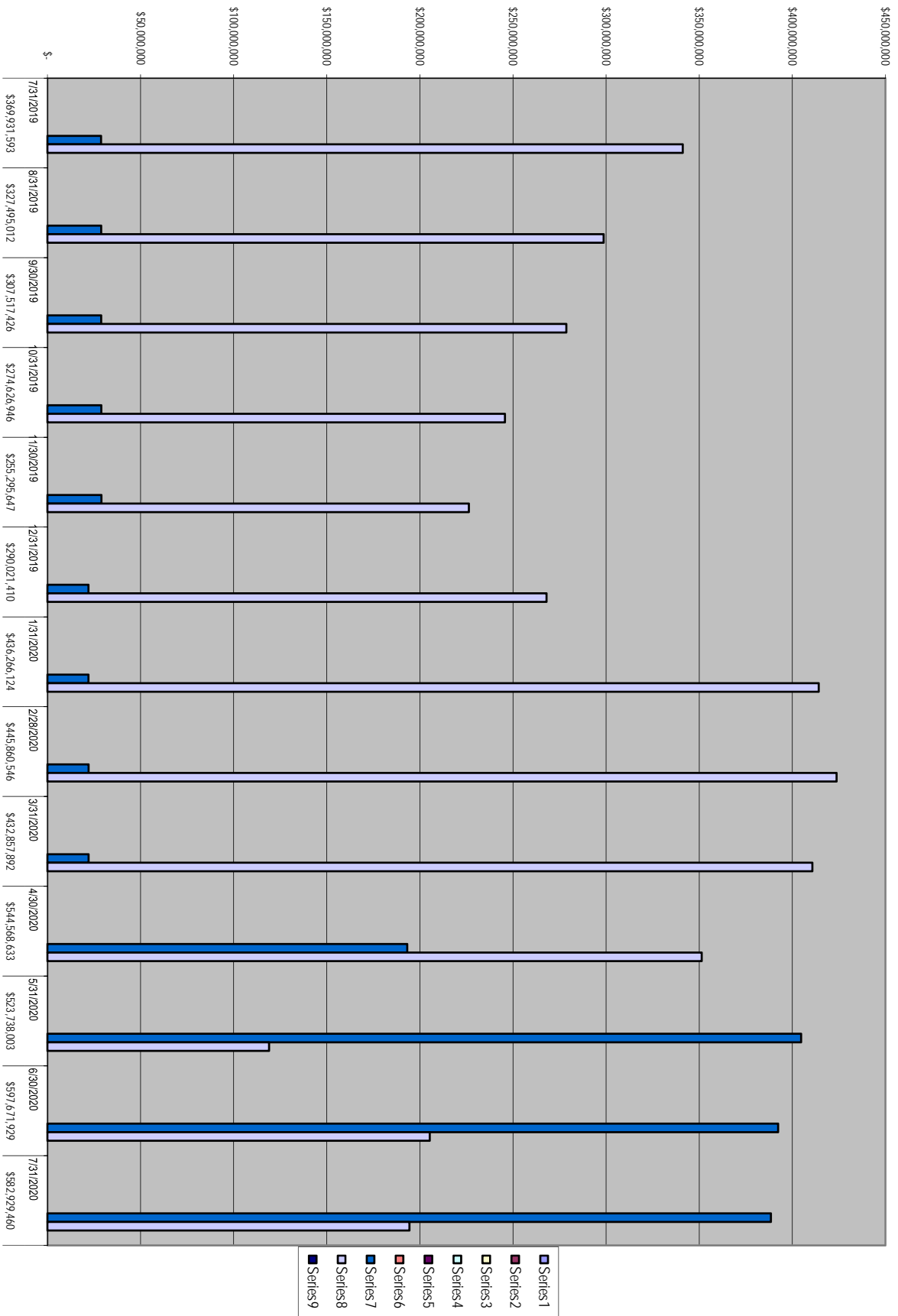


■ Money Market \$194,387,634.28 (33.3%)
■ State Pool \$388,541,825.90 (66.7%)

Money Market \$194,387,634.28 (33.3%)

FBC INVESTMENT TRAILING 12 MONTHS

Open Investments		FARMERS MAC DN	FFCB	FHLB	FHLMC	FNMA	FNMA		State Pool	Prosperity Money Market	Prosperity - Invst. Acct.
							DISCOUNT NOTE				
\$ 369,931,593	7/31/2019	\$ -	-	-	-	-	\$ -	\$ -	\$ 28,774,118	\$ 341,157,475	\$ -
\$ 327,495,012	8/31/2019	\$ -	-	-	-	-	\$ -	\$ -	\$ 28,830,154	\$ 298,664,858	\$ -
\$ 307,517,426	9/30/2019	\$ -	-	-	-	-	\$ -	\$ -	\$ 28,882,623	\$ 278,634,803	\$ -
\$ 274,626,946	10/31/2019	\$ -	-	-	-	-	\$ -	\$ -	\$ 28,933,730	\$ 245,693,216	\$ -
\$ 255,295,647	11/30/2019	\$ -	-	-	-	-	\$ -	\$ -	\$ 28,979,406	\$ 226,316,241	\$ -
\$ 290,021,410	12/31/2019	\$ -	-	-	-	-	\$ -	\$ -	\$ 22,017,480	\$ 268,003,930	\$ -
\$ 436,266,124	1/31/2020	\$ -	-	-	-	-	\$ -	\$ -	\$ 22,051,886	\$ 414,214,238	\$ -
\$ 445,860,546	2/28/2020	\$ -	-	-	-	-	\$ -	\$ -	\$ 22,082,825	\$ 423,777,721	\$ -
\$ 432,857,892	3/31/2020	\$ -	-	-	-	-	\$ -	\$ -	\$ 22,110,095	\$ 410,747,797	\$ -
\$ 544,568,633	4/30/2020	\$ -	-	-	-	-	\$ -	\$ -	\$ 193,238,431	\$ 351,330,202	\$ -
\$ 523,738,003	5/31/2020	\$ -	-	-	-	-	\$ -	\$ -	\$ 404,698,430	\$ 119,039,573	\$ -
\$ 597,671,929	6/30/2020	\$ -	-	-	-	-	\$ -	\$ -	\$ 392,395,341	\$ 205,276,588	\$ -
\$ 582,929,460	7/31/2020	\$ -	-	-	-	-	\$ -	\$ -	\$ 388,541,826	\$ 194,387,634	\$ -



Wendt, Sandra

From: Laura Turner (111) <Laura.Turner@prosperitybankusa.com>
Sent: Wednesday, July 1, 2020 2:33 PM
To: Surratt, Carrie; Brogdon, Jennifer; Segura, Maria; Elster, Melissa; Wendt, Sandra
Subject: July Interest Rate

In accordance to the Depository bid, the variable interest rate for the month of July will reflect the change in the 91 day T-bill rate. The 91 day T-bill investment rate is 0.157%. Rate paid will be 0.75% on the General Fund and 0.447% (0.29 + 0.157) on all other accounts.

Thank you!

Laura

Laura Turner

*Assistant Vice President
Lending Assistant
Prosperity Bank
Sugar Land Banking Center
14060 Southwest Freeway
Sugar Land, TX 77478
Phone: 281-269-7200
Direct: 281-269-7254
Fax: 281-269-7108
Shoretel: 37254
Email: Laura.Turner@ProsperityBankUSA.com
NYSE: PB*

Handy information should the need arise.....

281-242-4762 Fastlane
1.866.985.2273 To Activate & Pin your Debit Card
1.800.684.2132 Report your card Lost/Stolen ATM/Debit Card
1.800.531.1401 Customer Service Center Mon-->Fri. 7am-7pm & Sat. 9am-5pm (can also assist with debit card issues).



Please consider the environment before printing this e-mail - think Green



This transmission may contain information that is privileged, confidential and or exempt from disclosure under applicable law. If you are not the intended recipient, you are hereby notified that any disclosure, copying, distribution or use of the information contained herein (including any reliance thereon) is STRICTLY

Texas



Daily Rates

July 2020

TXCLASS AVERAGE MONTHLY YIELD: .45%

Date	Dividend Rate	Daily Yield
01-Jul-20	0.000014893	0.55%
02-Jul-20	0.000014258	0.52%
03-Jul-20	0.000014258	0.52%
04-Jul-20	0.000014258	0.52%
05-Jul-20	0.000014258	0.52%
06-Jul-20	0.000013841	0.51%
07-Jul-20	0.000013801	0.51%
08-Jul-20	0.000013550	0.50%
09-Jul-20	0.000013199	0.48%
10-Jul-20	0.000012708	0.47%
11-Jul-20	0.000012708	0.47%
12-Jul-20	0.000012708	0.47%
13-Jul-20	0.000012670	0.46%
14-Jul-20	0.000012379	0.45%
15-Jul-20	0.000012377	0.45%
16-Jul-20	0.000012201	0.45%
17-Jul-20	0.000011859	0.43%
18-Jul-20	0.000011859	0.43%
19-Jul-20	0.000011859	0.43%
20-Jul-20	0.000011560	0.42%
21-Jul-20	0.000011471	0.42%
22-Jul-20	0.000011395	0.42%
23-Jul-20	0.000011362	0.42%
24-Jul-20	0.000011409	0.42%
25-Jul-20	0.000011409	0.42%
26-Jul-20	0.000011409	0.42%
27-Jul-20	0.000011283	0.41%
28-Jul-20	0.000011265	0.41%
29-Jul-20	0.000011081	0.41%
30-Jul-20	0.000011009	0.40%
31-Jul-20	0.000010805	0.40%

Current Rates:

July 31, 2020

Current Yield¹

0.18%

Historical Rates

Monthly Distribution Yields²

	2010	2011	2012	2013	2014	2015	2016	2017	2018	2019	2020
January	0.17%	0.14%	0.08%	0.12%	0.04%	0.07%	0.35%	0.58%	1.34%	2.40%	1.61%
February	0.17%	0.17%	0.10%	0.10%	0.04%	0.08%	0.39%	0.59%	1.40%	2.40%	1.58%
March	0.18%	0.14%	0.10%	0.10%	0.04%	0.09%	0.41%	0.66%	1.50%	2.41%	1.20%
April	0.19%	0.10%	0.10%	0.08%	0.04%	0.09%	0.42%	0.75%	1.65%	2.42%	0.83%
May	0.19%	0.09%	0.12%	0.08%	0.04%	0.09%	0.43%	0.76%	1.75%	2.41%	0.41%
June	0.21%	0.09%	0.13%	0.05%	0.04%	0.09%	0.44%	0.85%	1.85%	2.41%	0.24%
July	0.23%	0.06%	0.13%	0.05%	0.05%	0.10%	0.45%	0.96%	1.96%	2.38%	0.22%
August	0.24%	0.08%	0.13%	0.05%	0.06%	0.11%	0.47%	1.00%	1.99%	2.21%	
September	0.21%	0.07%	0.13%	0.05%	0.06%	0.13%	0.50%	1.03%	2.03%	2.15%	
October	0.19%	0.07%	0.13%	0.04%	0.06%	0.15%	0.47%	1.05%	2.15%	1.97%	
November	0.17%	0.08%	0.13%	0.04%	0.06%	0.15%	0.45%	1.09%	2.21%	1.74%	
December	0.15%	0.11%	0.13%	0.04%	0.07%	0.23%	0.50%	1.21%	2.32%	1.66%	

Call Toll-Free
1-866-TEX-TERM


Past performance is not indicative of future results and yields may vary.

(1) The current yield, which is also known as the current annualized yield or current seven-day yield, represents the net change, exclusive of capital changes and income other than investment income, in the value of a hypothetical account with a balance of one share (normally \$1.00 per share) over a seven-day base period expressed as a percentage of the value of one share at the beginning of the seven-day period. This resulting net change in account value is then annualized by multiplying it by 365 and dividing the result by 7. The yields shown may reflect fee waivers by service providers that subsidize and reduce the total operating expenses of the TexasDAILY portfolio. Portfolio yields would be lower if there were no such waivers.

(2) The monthly distribution yield represents the sum of a month's one-day allocation factors divided by the number of days in that month, and multiplied by 365. The yields shown may reflect fee waivers by service providers that subsidize and reduce the total operating expenses of the TexasDAILY portfolio. Portfolio yields would be lower if there were no such waivers.

*This information is for institutional investor use only, not for further distribution to retail investors, and does not represent an offer to sell or a solicitation of an offer to buy or sell any fund or other security. Investors should consider the Pool's investment objectives, risks, charges and expenses before investing. This and other information about the Pool is available in the Pool's Information Statement, which should be read carefully before investing. A copy of the Pool's Information Statement may be obtained by calling 1-866-839-8376 or is available on the Pool's website at www.texasterm.net. While TexasDAILY seeks to maintain a stable net asset value of \$1.00 per share and TexasTERM seeks to achieve a net asset value of \$1.00 per share at its stated maturity, it is possible to lose money investing in the Pool. An investment in the Pool is not insured or guaranteed by the Federal Deposit Insurance Corporation or any other government agency. Shares of the Pool are distributed by **PFM Fund Distributors, Inc.**, member Financial Industry Regulatory Authority (FINRA) (www.finra.org) and Securities Investor Protection Corporation (www.sipc.org) (www.sipc.org). PFM Fund Distributors, Inc. is a wholly owned subsidiary of PFM Asset Management LLC.*

LOGIC VERSUS 90-DAY TREASURY BILL



This material is for information purposes only. This information does not represent an offer to buy or sell a security. The above rate in information is obtained from sources that are believed to be reliable; however, its accuracy or completeness may be subject to change. The LOGIC management fee may be waived in full or in part at the discretion of the LOGIC co-administrators and the LOGIC Rate for the period shown reflects waiver of fees. This table represents historical investment performance/return to the customer, net of fees, and is not an indication of future performance. An investment in the security is not insured or guaranteed by the Federal Deposit Insurance Corporation or any other government agency. Although the issuer seeks to preserve the value of an investment of \$1.00 per share, it is possible to lose money by investing in the security. Information about these and other program details are in the fund's Information Statement which should be read carefully before investing. The Yield on the 90-Day Treasury Bill ("T-Bill Yield") is shown for comparative purposes only. When comparing the investment returns of the LOGIC pool to the T-Bill Yield, you should know that the LOGIC pool consists of allocations of specific diversified securities as detailed in the respective Information Statements. The T-Bill Yield is taken from Bloomberg Finance L.P. and represents the daily closing yield on the then current 90-Day T-Bill. The LOGIC Yield is calculated in accordance with regulations governing the registration of open-end management investment companies under the Investment Company Act of 1940 as promulgated from time to time by the federal Securities and Exchange Commission.

DAILY SUMMARY FOR JULY 2020

DATE	MNY MKT FUND EQUIV. [SEC STD.]	DAILY ALLOCATION FACTOR	INVESTED BALANCE	MARKET VALUE PER SHARE	WAM DAYS (D)*	WAL DAYS (Q)*
7/1/2020	0.5309%	0.000014546	\$8,874,674,900.06	1.000547	47	87
7/2/2020	0.5041%	0.000013811	\$8,823,131,365.51	1.000501	49	86
7/3/2020	0.5041%	0.000013811	\$8,823,131,365.51	1.000501	49	86
7/4/2020	0.5041%	0.000013811	\$8,823,131,365.51	1.000501	49	86
7/5/2020	0.5041%	0.000013811	\$8,823,131,365.51	1.000501	49	86
7/6/2020	0.4679%	0.000012819	\$8,836,613,298.15	1.000492	53	88
7/7/2020	0.4485%	0.000012289	\$8,869,073,245.96	1.000495	54	88
7/8/2020	0.4337%	0.000011882	\$8,820,083,887.40	1.000505	54	90
7/9/2020	0.4387%	0.000012018	\$8,833,481,571.56	1.000495	53	89
7/10/2020	0.4318%	0.000011830	\$8,788,490,232.84	1.000469	51	87
7/11/2020	0.4318%	0.000011830	\$8,788,490,232.84	1.000469	51	87
7/12/2020	0.4318%	0.000011830	\$8,788,490,232.84	1.000469	51	87
7/13/2020	0.4212%	0.000011539	\$8,799,190,068.21	1.000474	52	88
7/14/2020	0.4237%	0.000011609	\$8,795,471,486.11	1.000470	52	88
7/15/2020	0.4257%	0.000011664	\$8,818,684,648.57	1.000468	52	88
7/16/2020	0.4119%	0.000011285	\$8,796,560,655.29	1.000463	51	88
7/17/2020	0.4108%	0.000011256	\$8,788,069,170.14	1.000439	49	86
7/18/2020	0.4108%	0.000011256	\$8,788,069,170.14	1.000439	49	86
7/19/2020	0.4108%	0.000011256	\$8,788,069,170.14	1.000439	49	86
7/20/2020	0.4061%	0.000011125	\$8,779,372,153.10	1.000443	50	88
7/21/2020	0.4031%	0.000011045	\$8,849,211,033.40	1.000437	49	87
7/22/2020	0.3894%	0.000010668	\$8,807,319,698.66	1.000441	50	87
7/23/2020	0.3777%	0.000010348	\$8,779,143,670.85	1.000437	51	87
7/24/2020	0.3684%	0.000010094	\$8,854,366,933.64	1.000416	49	86
7/25/2020	0.3684%	0.000010094	\$8,854,366,933.64	1.000416	49	86
7/26/2020	0.3684%	0.000010094	\$8,854,366,933.64	1.000416	49	86
7/27/2020	0.3618%	0.000009912	\$8,814,323,667.04	1.000437	50	87
7/28/2020	0.3601%	0.000009867	\$8,760,100,061.31	1.000441	50	87
7/29/2020	0.3580%	0.000009809	\$8,690,971,613.10	1.000452	51	89
7/30/2020	0.3592%	0.000009842	\$8,669,188,786.53	1.000449	50	89
7/31/2020	0.3615%	0.000009904	\$8,621,809,082.75	1.000431	49	87
Average	0.4203%	0.000011515	\$8,800,018,645.16		50	87

Prosperity Bank
Money Market Accounts
July 31, 2020

FUND	DESCRIPTION	BEGINNING BALANCE	DEPOSITS	WITH- DRAWALS	INTEREST	ENDING BALANCE
100	General Operating	77,134,900.49	42,192,975.18	50,706,332.16	41,967.57	68,663,511.08
150	Juvenile Operations	1,620,832.93	2,012,223.89	1,560,532.87	399.36	2,072,923.31
155	Road & Bridge	1,666,827.88	3,167,152.85	2,019,209.38	814.77	2,815,586.12
160	Drainage District	946,091.01	2,088,528.43	962,538.80	870.43	2,072,951.07
165	Lateral Road	1,185,607.09	-	-	448.88	1,186,055.97
170	Statue Restoration	4,607.26	-	-	1.74	4,609.00
175	City Water Assistance	20,013.02	254.00	810.98	7.42	19,463.46
185	Entex Contributions	4.71	-	-	-	4.71
190	H L & P Assistance	28,236.69	-	1,610.53	10.38	26,636.54
195	County Law Library	1,332,374.33	34,444.53	45,492.53	503.91	1,321,830.24
200	Law Enforcement Academy	451,127.86	5,810.00	20,390.28	168.65	436,716.23
205	Surface Water Supply Corp.	8,326.80	-	-	3.15	8,329.95
206	Industrial Development Corp	41,640.85	-	-	15.77	41,656.62
207	FBC Historical Commission	7,075.81	-	-	2.68	7,078.49
215	Library Donations	112,982.84	1,115.00	6,433.44	41.97	107,706.37
225	FBC Asset Forfeiture-Task-State	1,593,678.26	9,788.36	10,568.87	604.03	1,593,501.78
235	Probate Court Training	136,565.50	955.00	-	51.90	137,572.40
245	Alert Program-Juvenile	55,655.82	-	-	21.07	55,676.89
255	D A Asset Forfeiture-Fed.	55.37	-	-	0.02	55.39
265	Gus George Memorial	4,683.32	-	-	1.77	4,685.09
275	D A Special Fund Run	10,498.10	-	-	3.97	10,502.07
280	Co.Atty.Supplemental Salary	235,617.92	-	8,790.63	87.68	226,914.97
290	VIT Interest (Tax Coll)	101,360.19	1,560.29	-	38.97	102,959.45
300	FBC Elections	830,604.80	240,509.58	508,527.88	271.71	562,858.21
305	FBC Asset Forfeiture-Task-Fed.	43,273.06	-	703.17	16.31	42,586.20
310	Sheriff Ofc/Forfeiture-Assets-St.	764,464.49	-	61,079.84	281.31	703,665.96
315	Sheriff Ofc/Forfeiture-Assets-Fed.	219,505.39	-	17,325.64	78.93	202,258.68
320	Constable Pct. 2 F/A	24.04	-	-	0.01	24.05
322	Constable Pct 3 F/A	4,825.21	-	-	1.83	4,827.04
324	Constable Pct 1 F/A	86.76	-	86.00	-	0.76
332	Fire Marshal St. Ass't. Forfeiture	702.20	-	-	0.27	702.47
335	DA Asset Forfeiture-State	470,169.54	10,348.62	8,460.57	176.78	472,234.37
360	Law Enforcement Training	296,391.01	1,170.00	-	112.66	297,673.67
390	Child Protective Service IV-E	196,949.84	18,591.16	8,981.14	75.80	206,635.66

Prosperity Bank
Money Market Accounts
July 31, 2020

402	Hope 3 Program Sales	60.88	-	-	-	0.02	60.90
410	Child Support IVD Reimb.	335,392.42	-	-	-	126.98	335,519.40
415	Local Law Enf.Block Grant	31,598.92	56,406.00	3,250.19	19.54	84,774.27	
440	Supervision	3,812,329.38	270,993.92	510,365.44	1,408.87	3,574,366.73	
470	FBC Assist District #16	-	2,831.02	561.69	0.66	2,269.99	
474	FBC Assist District #20	-	9,027.86	1,437.28	2.18	7,592.76	
600/605	Debt Service Account	1,662,291.83	351,974.23	621,602.19	564.90	1,393,228.77	
610	Drainage Debt Service	246,952.61	4415.54	-	94.46	251,462.61	
750	Mission Bend/Four Corners	621,505.80	90,779.91	258,368.27	239.14	454,156.58	
756	2018 Facilities Bond Projects	3,971,817.05	-	287,646.44	1,479.60	3,685,650.21	
758	2018 Mobility Projects	1,337,297.57	-	-	506.31	1,337,803.88	
760	2020 Facilities Bond Projects	12,812,361.53	2,000.00	1,594,274.27	4,633.80	11,224,721.06	
762	2020 Mobility Projects	49,975,649.16	2,000.00	2,361,295.77	18,473.85	47,634,827.24	
766	2020 Mobility - Tx Heritage Pkwy	4,515,147.48	-	-	1,709.46	4,516,856.94	
802	St. Lien Toll Rd Rev Bonds 2016	3,775,830.51	16,902.77	975,703.95	1,208.74	2,818,238.07	
805	Grand Pkwy Toll RD Rev Bond	3,666,454.79	-	-	1,388.14	3,667,842.93	
810	Toll Road Operations	1,430,984.93	2,354,390.14	1,093,291.61	971.27	2,693,054.73	
815	Grand Pkwy Toll Road Ops	6,964,177.09	1,716,432.50	1,372,529.13	2,829.76	7,310,910.22	
990	County's Cares Act	7,547,799.51	34,014.25	6,850,972.47	2,034.16	732,875.45	
TREA	Treasurer's Account	124,004.94	20,949,363.85	17,226,568.69	575.49	3,847,375.59	
INVE	FBC Investment Account	-	-	-	-	-	
850M	Boon-Chapman Medical	1,173,853.53	4,000,679.51	2,846,269.68	552.46	2,328,815.82	
850D	Boon-Chapman Dental	1,059,178.81	500,000.00	191,134.96	376.62	1,368,420.47	
882	Boon-Chapman 125	222,110.24	71,092.57	51,929.56	89.98	241,363.23	
884	Fee Officer's Account	2,241,391.13	1,921,293.82	1,743,615.56	-	2,419,069.39	
912	JP Credit Card Processing	8,160.82	273,680.84	222,854.51	15.55	59,002.70	
908	EMS Credit Card Processing	9,029.62	28,770.17	10,623.45	5.09	27,181.43	
DACC	D A Credit Card Processing	901.45	12,784.32	10,484.55	0.95	3,202.17	
PTCC	Public Transportation Credit Cards	1,250.26	245.44	1,304.26	0.27	191.71	
CSCC	CSCD Credit Card	222,489.54	276,566.14	256,417.07	62.71	242,701.32	
LBCC	Library Credit Card	624.72	2,885.68	2,107.79	0.32	1,402.93	
JUCC	Juvenile Credit Card	130.36	3,694.58	3,287.04	0.43	538.33	
SOCC	Sheriff Credit Card	18,587.65	28,391.42	20,799.07	6.77	26,186.77	
TRCC	Toll Road Permit Credit Card	3,050.10	2,021.44	3,379.67	0.41	1,692.28	
130	Assistant Dist Number 1	1,182,636.12	358,958.48	80,004.22	528.00	1,462,118.38	

Prosperity Bank
Money Market Accounts
July 31, 2020

131	Assistant Dist Number 2	1,058,229.93	138,928.77	-	437.98	1,197,596.68
133	Assistant Dist Number 4	454,526.59	56,404.37	-	187.24	511,118.20
134	Assistant Dist Number 5	267,678.19	5,106.54	-	102.72	272,887.45
135	Assistant Dist Number 6	1,053,040.59	114,210.02	2,345.93	429.09	1,165,333.77
136	Assistant Dist Number 7	664,780.53	89,374.28	33,821.24	264.96	720,598.53
137	Assistant Dist Number 8	65,977.41	8,667.39	4,887.58	25.76	69,782.98
138	Assistant Dist Number 9	369,976.99	54,684.64	1,700.00	154.23	423,115.86
139	Assistant Dist Number 10	539,904.45	37,965.05	113,740.50	190.86	464,319.86
140	Assistant Dist Number 11	660,828.85	58,263.39	-	265.85	719,358.09
145	Emergency Svc Dist 100	1,552,372.54	-	-	587.74	1,552,960.28
CCCA	Non Fee Officer CC Clearing Acct	71,344.44	33,281.17	5,479.82	31.85	99,177.64
JPMT	Juror Payments	15,852.84	-	1,533.62	5.63	14,324.85
EPEC	Engineering Permitting E-Check	1,262.17	4,260.00	2.17	1.06	5,521.06
JE11	JP 1-1 E-Filing	0.15	7,791.00	5,907.15	0.32	1,884.32
JE12	JP 1-2 E-Filing	0.20	5,452.00	5,044.20	0.33	408.33
JE02	JP 2 E-Filing	0.51	7,982.00	5,654.51	0.30	2,328.30
JE03	JP 3 E-Filing	0.29	4,158.00	3,671.29	0.18	487.18
JE04	JP #4 E-Filing	0.40	7,442.75	6,882.15	0.37	561.37
Total		205,276,588.21	83,761,994.66	94,740,623.65	89,675.06	194,387,634.28