

# Investment Report

## Ft. Bend County


10/01/20 - 10/31/20

This report summarizes the investment position of Ft. Bend County for the period 10/01/20 to 10/31/20.

	09/30/20	10/31/20
Book Value	475,703,121.35	447,643,947.32
Market Value	475,703,121.35	447,643,947.32
Par Value	475,703,121.35	447,643,947.32
Change in Market Value		0.00
Weighted Average Maturity (in Days)	0	0
Weighted Average Yield-to-Maturity of Portfolio	0.3617%	0.2085%
Yield-to-Maturity of 90 Day T-Bill	0.1050%	0.0900%
Accrued Interest		0.00

This report is presented in accordance with the Texas Government Code Title 10 Section 2256.023. The below signed hereby certify that, to the best of their knowledge on the date this report was created, Ft. Bend County is in compliance with the provisions of Government Code 2256 and with the stated policies and strategies of Ft. Bend County.

*Ramela Gubels* 3-1-2021  
 Director of Finance & Investments Date

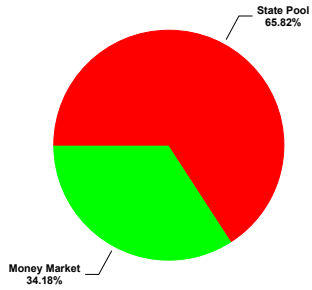
 3-1-2021  
 County Treasurer Date

# Investment Report

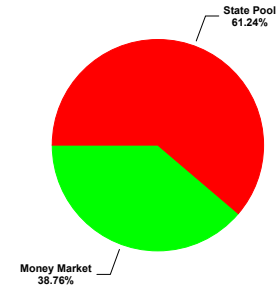
## Ft. Bend County

10/01/20 - 10/31/20

### Portfolio Composition - 09/30/20



### Portfolio Composition - 10/31/20

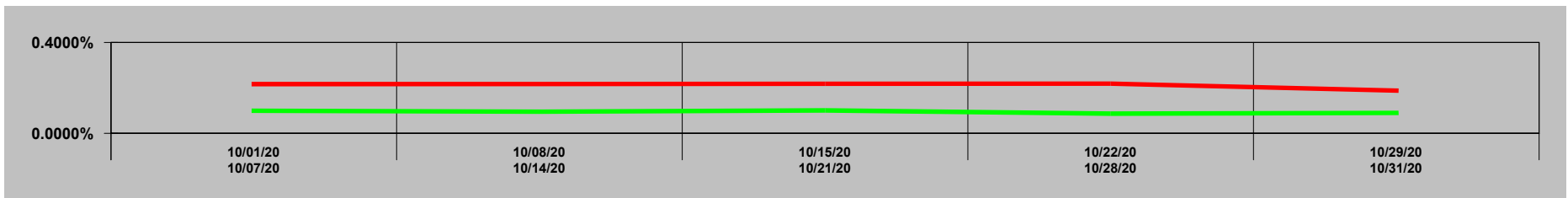


### Maturity Aging - 09/30/20 vs 10/31/20



■ Previous Period ■ Current Period

### Portfolio Performance - 10/01/20 to 10/31/20



— Portfolio — 90 Day T-Bill

# GASB 31 Compliance Ft. Bend County

Effective Interest - Actual Life  
Receipts in Period  
10/01/20 - 10/31/20

CUSIP	Invest Number	Security Description	Purchase Date	Sale Date	Valuation Method	Yield Earned	Price Source	Beginning Unit Price	Par Value On 10/01/20	Reported Value 10/01/20	Purchase Cost	Sales Proceeds	Ending Unit Price	Par Value On 10/31/20	Price Source 10/31/20	Reported Value 10/31/20	Change in Fair Value	Interest	Net Investment Income
Prosperity-Money Market Accts.	AR-0009	Money Market	11/30/03	Open	Fair Value	0.2707	Manual	1.000000	162,618,396.74	162,618,396.74	0.00	-10,897,308.10	1.000000	173,515,704.84	Manual	173,515,704.84	0.00	37,369.92	37,369.92
MB02-MBIA General	AR-0015	State Pool	11/01/08	Open	Fair Value	0.1771	Manual	1.000000	25,968,669.02	25,968,669.02	0.00	-3,896.07	1.000000	25,972,565.09	Manual	25,972,565.09	0.00	3,896.07	3,896.07
MB03-MBIA Road & Bridge	AR-0016	State Pool	11/01/08	Open	Fair Value	0.1771	Manual	1.000000	3,572,014.17	3,572,014.17	0.00	-535.89	1.000000	3,572,550.06	Manual	3,572,550.06	0.00	535.89	535.89
MB04-MBIA Drainage	AR-0017	State Pool	11/01/08	Open	Fair Value	0.1771	Manual	1.000000	1,288,313.19	1,288,313.19	0.00	-193.29	1.000000	1,288,506.48	Manual	1,288,506.48	0.00	193.29	193.29
MB06-MBIA Toll Rd. Operations	AR-0019	State Pool	11/01/08	Open	Fair Value	0.1771	Manual	1.000000	43,949,725.84	43,949,725.84	0.00	-6,593.76	1.000000	43,956,319.60	Manual	43,956,319.60	0.00	6,593.76	6,593.76
TT00-TX TERM General	AR-0022	State Pool	11/01/08	Open	Fair Value	0.1212	Manual	1.000000	1,071.25	1,071.25	0.00	-0.11	1.000000	1,071.36	Manual	1,071.36	0.00	0.11	0.11
TT02-TX TERM Toll Rd. Operation	AR-0024	State Pool	11/01/08	Open	Fair Value	0.1103	Manual	1.000000	1,070.04	1,070.04	0.00	-0.10	1.000000	1,070.14	Manual	1,070.14	0.00	0.10	0.10
TT04-TX TERM Road & Bridge	AR-0026	State Pool	11/01/08	Open	Fair Value	0.1105	Manual	1.000000	1,068.09	1,068.09	0.00	-0.10	1.000000	1,068.19	Manual	1,068.19	0.00	0.10	0.10
TT05-TX TERM Drainage	AR-0027	State Pool	11/01/08	Open	Fair Value	0.1000	Manual	1.000000	354.34	354.34	0.00	-0.03	1.000000	354.37	Manual	354.37	0.00	0.03	0.03
LOG1-Logic- General	AR-0028	State Pool	11/10/08	Open	Fair Value	0.1924	Manual	1.000000	30,737,391.01	30,737,391.01	0.00	9,995,990.07	1.000000	20,741,400.94	Manual	20,741,400.94	0.00	4,009.93	4,009.93
LOG2-Logic-Toll Rd.Operations	AR-0029	State Pool	11/10/08	Open	Fair Value	0.1895	Manual	1.000000	35,094,162.75	35,094,162.75	0.00	-5,631.77	1.000000	35,099,794.52	Manual	35,099,794.52	0.00	5,631.77	5,631.77
LOG5-Logic-Drainage	AR-0032	State Pool	11/10/08	Open	Fair Value	0.1975	Manual	1.000000	7,521,025.98	7,521,025.98	0.00	4,999,254.39	1.000000	2,521,771.59	Manual	2,521,771.59	0.00	745.61	745.61
LOG8-Logic-Road & Bridge	AR-0035	State Pool	11/10/08	Open	Fair Value	0.1975	Manual	1.000000	7,521,026.43	7,521,026.43	0.00	4,999,254.39	1.000000	2,521,772.04	Manual	2,521,772.04	0.00	745.61	745.61
MB12-MBIA ESD 100 AGREEMENT	AR-0041	State Pool	08/31/16	Open	Fair Value	0.1771	Manual	1.000000	1,988,702.02	1,988,702.02	0.00	-298.35	1.000000	1,989,000.37	Manual	1,989,000.37	0.00	298.35	298.35
MB14-MBIA GR PARKWAY OPERATIONS	AR-0043	State Pool	08/31/16	Open	Fair Value	0.1771	Manual	1.000000	24,885,248.31	24,885,248.31	0.00	-3,733.54	1.000000	24,888,981.85	Manual	24,888,981.85	0.00	3,733.54	3,733.54
MB17 - SR LIEN BOND 2016	AR-0046	State Pool	12/09/16	Open	Fair Value	0.1771	Manual	1.000000	8,013,611.86	8,013,611.86	0.00	-1,202.28	1.000000	8,014,814.14	Manual	8,014,814.14	0.00	1,202.28	1,202.28
LO10-LOGIC-COUNTY'S CARE ACT	AR-0047	State Pool	05/12/20	Open	Fair Value	0.1906	Manual	1.000000	67,118,565.15	67,118,565.15	0.00	9,990,151.74	1.000000	57,128,413.41	Manual	57,128,413.41	0.00	9,848.26	9,848.26
MB18-MBIA COUNTY'S CARES ACT	AR-0048	State Pool	05/12/20	Open	Fair Value	0.1771	Manual	1.000000	19,096,301.08	19,096,301.08	0.00	-2,865.01	1.000000	19,099,166.09	Manual	19,099,166.09	0.00	2,865.01	2,865.01
MB19-MBIA FBC ASSIST. DIST. #2	AR-0049	State Pool	05/13/20	Open	Fair Value	0.1771	Manual	1.000000	2,504,253.77	2,504,253.77	0.00	-375.70	1.000000	2,504,629.47	Manual	2,504,629.47	0.00	375.70	375.70
MB20- MBIA FBC ASSIST. DIST. #4	AR-0050	State Pool	05/13/20	Open	Fair Value	0.1771	Manual	1.000000	1,252,126.85	1,252,126.85	0.00	-187.86	1.000000	1,252,314.71	Manual	1,252,314.71	0.00	187.86	187.86
MB21-MBIA FBC ASSIST. DIST. #6	AR-0051	State Pool	05/13/20	Open	Fair Value	0.1771	Manual	1.000000	2,003,403.02	2,003,403.02	0.00	-300.58	1.000000	2,003,703.60	Manual	2,003,703.60	0.00	300.58	300.58
MB22-MBIA FBC ASSIST. DIST. #9	AR-0052	State Pool	05/13/20	Open	Fair Value	0.2002	Manual	1.000000	1,001,701.46	1,001,701.46	0.00	1,001,701.46	0.000000	0.00	Manual	0.00	0.00	65.76	65.76
MB23-MBIA JUVENILE	AR-0053	State Pool	05/13/20	Open	Fair Value	0.1771	Manual	1.000000	2,510,729.82	2,510,729.82	0.00	-376.67	1.000000	2,511,106.49	Manual	2,511,106.49	0.00	376.67	376.67
MB25-MBIA DRAINAGE DEBT SERVICE	AR-0055	State Pool	05/13/20	Open	Fair Value	0.1771	Manual	1.000000	1,001,701.46	1,001,701.46	0.00	-150.27	1.000000	1,001,851.73	Manual	1,001,851.73	0.00	150.27	150.27
MB26-FACILITIES BOND 2018	AR-0056	State Pool	05/13/20	Open	Fair Value	0.1771	Manual	1.000000	14,023,820.85	14,023,820.85	0.00	-2,103.99	1.000000	14,025,924.84	Manual	14,025,924.84	0.00	2,103.99	2,103.99
MB27-MBIA TX HERITAGE PARKWAY	AR-0057	State Pool	05/13/20	Open	Fair Value	0.1830	Manual	1.000000	12,028,666.85	12,028,666.85	0.00	7,998,575.45	1.000000	4,030,091.40	Manual	4,030,091.40	0.00	1,424.55	1,424.55
<b>Investment Total</b>						<b>0.2148</b>		<b>1.000000</b>	<b>475,703,121.35</b>	<b>475,703,121.35</b>	<b>0.00</b>	<b>28,059,174.03</b>	<b>1.000000</b>	<b>447,643,947.32</b>		<b>447,643,947.32</b>	<b>0.00</b>	<b>82,655.01</b>	<b>82,655.01</b>

# Portfolio Position

## Ft. Bend County

Effective Interest - Actual Life  
Receipts in Period  
10/01/20 - 10/31/20

4

CUSIP	Invest Number	Security Description	Purchase Date	Call Date	Par Value On 10/01/20	Par Value On 10/31/20	Market Val On 10/01/20	Market Val On 10/31/20	Purchase Cost	Sales Proceeds	Original Princ/Cost	Amor Value On 10/01/20	Amor Value On 10/31/20
<b>145 - ESD 100 Agreement</b>													
<b>State Pool</b>													
MB12-MBIA ESD 100 AGREEMENT	AR-0041	State Pool	08/31/16	Open	<u>1,988,702.02</u>	<u>1,989,000.37</u>	<u>1,988,702.02</u>	<u>1,989,000.37</u>	<u>0.00</u>	<u>0.00</u>	<u>3,900,000.00</u>	<u>1,988,702.02</u>	<u>1,989,000.37</u>
<b>State Pool Total</b>					<b><u>1,988,702.02</u></b>	<b><u>1,989,000.37</u></b>	<b><u>1,988,702.02</u></b>	<b><u>1,989,000.37</u></b>	<b><u>0.00</u></b>	<b><u>0.00</u></b>	<b><u>3,900,000.00</u></b>	<b><u>1,988,702.02</u></b>	<b><u>1,989,000.37</u></b>
<b>145 - ESD 100 Agreement Total</b>					<b><u>1,988,702.02</u></b>	<b><u>1,989,000.37</u></b>	<b><u>1,988,702.02</u></b>	<b><u>1,989,000.37</u></b>	<b><u>0.00</u></b>	<b><u>0.00</u></b>	<b><u>3,900,000.00</u></b>	<b><u>1,988,702.02</u></b>	<b><u>1,989,000.37</u></b>
<b>810 - FBC Toll Road Operations</b>													
<b>State Pool</b>													
TT02-TX TERM Toll Rd. Operation	AR-0024	State Pool	11/01/08	Open	<u>0.00</u>	<u>0.00</u>	<u>0.00</u>	<u>0.00</u>	<u>0.00</u>	<u>0.00</u>	<u>0.00</u>	<u>0.00</u>	<u>0.00</u>
<b>State Pool Total</b>					<b><u>0.00</u></b>	<b><u>0.00</u></b>	<b><u>0.00</u></b>	<b><u>0.00</u></b>	<b><u>0.00</u></b>	<b><u>0.00</u></b>	<b><u>0.00</u></b>	<b><u>0.00</u></b>	<b><u>0.00</u></b>
<b>810 - FBC Toll Road Operations Total</b>					<b><u>0.00</u></b>	<b><u>0.00</u></b>	<b><u>0.00</u></b>	<b><u>0.00</u></b>	<b><u>0.00</u></b>	<b><u>0.00</u></b>	<b><u>0.00</u></b>	<b><u>0.00</u></b>	<b><u>0.00</u></b>
<b>815 - Grand Parkway Operations</b>													
<b>State Pool</b>													
MB14-MBIA GR PARKWAY OPERATIONS	AR-0043	State Pool	08/31/16	Open	<u>24,885,248.31</u>	<u>24,888,981.85</u>	<u>24,885,248.31</u>	<u>24,888,981.85</u>	<u>0.00</u>	<u>0.00</u>	<u>8,500,000.00</u>	<u>24,885,248.31</u>	<u>24,888,981.85</u>
<b>State Pool Total</b>					<b><u>24,885,248.31</u></b>	<b><u>24,888,981.85</u></b>	<b><u>24,885,248.31</u></b>	<b><u>24,888,981.85</u></b>	<b><u>0.00</u></b>	<b><u>0.00</u></b>	<b><u>8,500,000.00</u></b>	<b><u>24,885,248.31</u></b>	<b><u>24,888,981.85</u></b>
<b>815 - Grand Parkway Operations Total</b>					<b><u>24,885,248.31</u></b>	<b><u>24,888,981.85</u></b>	<b><u>24,885,248.31</u></b>	<b><u>24,888,981.85</u></b>	<b><u>0.00</u></b>	<b><u>0.00</u></b>	<b><u>8,500,000.00</u></b>	<b><u>24,885,248.31</u></b>	<b><u>24,888,981.85</u></b>
<b>LO10 - LOGIC COUNTYS CARES ACT</b>													
<b>State Pool</b>													
LO10-LOGIC-COUNTY'S CARE ACT	AR-0047	State Pool	05/12/20	Open	<u>67,118,565.15</u>	<u>57,128,413.41</u>	<u>67,118,565.15</u>	<u>57,128,413.41</u>	<u>0.00</u>	<u>0.00</u>	<u>67,000,000.00</u>	<u>67,118,565.15</u>	<u>57,128,413.41</u>
<b>State Pool Total</b>					<b><u>67,118,565.15</u></b>	<b><u>57,128,413.41</u></b>	<b><u>67,118,565.15</u></b>	<b><u>57,128,413.41</u></b>	<b><u>0.00</u></b>	<b><u>0.00</u></b>	<b><u>67,000,000.00</u></b>	<b><u>67,118,565.15</u></b>	<b><u>57,128,413.41</u></b>
<b>LO10 - LOGIC COUNTYS CARES ACT Total</b>					<b><u>67,118,565.15</u></b>	<b><u>57,128,413.41</u></b>	<b><u>67,118,565.15</u></b>	<b><u>57,128,413.41</u></b>	<b><u>0.00</u></b>	<b><u>0.00</u></b>	<b><u>67,000,000.00</u></b>	<b><u>67,118,565.15</u></b>	<b><u>57,128,413.41</u></b>
<b>LOG5 - LOGIC DRAINAGE</b>													
<b>State Pool</b>													
LOG5-Logic-Drainage	AR-0032	State Pool	11/10/08	Open	<u>7,521,025.98</u>	<u>2,521,771.59</u>	<u>7,521,025.98</u>	<u>2,521,771.59</u>	<u>0.00</u>	<u>0.00</u>	<u>500,000.00</u>	<u>7,521,025.98</u>	<u>2,521,771.59</u>
<b>State Pool Total</b>					<b><u>7,521,025.98</u></b>	<b><u>2,521,771.59</u></b>	<b><u>7,521,025.98</u></b>	<b><u>2,521,771.59</u></b>	<b><u>0.00</u></b>	<b><u>0.00</u></b>	<b><u>500,000.00</u></b>	<b><u>7,521,025.98</u></b>	<b><u>2,521,771.59</u></b>
<b>LOG5 - LOGIC DRAINAGE Total</b>					<b><u>7,521,025.98</u></b>	<b><u>2,521,771.59</u></b>	<b><u>7,521,025.98</u></b>	<b><u>2,521,771.59</u></b>	<b><u>0.00</u></b>	<b><u>0.00</u></b>	<b><u>500,000.00</u></b>	<b><u>7,521,025.98</u></b>	<b><u>2,521,771.59</u></b>
<b>LOG1 - LOGIC GENERAL</b>													
<b>State Pool</b>													
LOG1-Logic-General	AR-0028	State Pool	11/10/08	Open	<u>30,737,391.01</u>	<u>20,741,400.94</u>	<u>30,737,391.01</u>	<u>20,741,400.94</u>	<u>0.00</u>	<u>0.00</u>	<u>10,000,000.00</u>	<u>30,737,391.01</u>	<u>20,741,400.94</u>
<b>State Pool Total</b>					<b><u>30,737,391.01</u></b>	<b><u>20,741,400.94</u></b>	<b><u>30,737,391.01</u></b>	<b><u>20,741,400.94</u></b>	<b><u>0.00</u></b>	<b><u>0.00</u></b>	<b><u>10,000,000.00</u></b>	<b><u>30,737,391.01</u></b>	<b><u>20,741,400.94</u></b>
<b>LOG1 - LOGIC GENERAL Total</b>					<b><u>30,737,391.01</u></b>	<b><u>20,741,400.94</u></b>	<b><u>30,737,391.01</u></b>	<b><u>20,741,400.94</u></b>	<b><u>0.00</u></b>	<b><u>0.00</u></b>	<b><u>10,000,000.00</u></b>	<b><u>30,737,391.01</u></b>	<b><u>20,741,400.94</u></b>
<b>LOG8 - LOGIC ROAD &amp; BRIDGE</b>													
<b>State Pool</b>													
LOG8-Logic-Road & Bridge	AR-0035	State Pool	11/10/08	Open	<u>7,521,026.43</u>	<u>2,521,772.04</u>	<u>7,521,026.43</u>	<u>2,521,772.04</u>	<u>0.00</u>	<u>0.00</u>	<u>1,000,000.00</u>	<u>7,521,026.43</u>	<u>2,521,772.04</u>
<b>State Pool Total</b>					<b><u>7,521,026.43</u></b>	<b><u>2,521,772.04</u></b>	<b><u>7,521,026.43</u></b>	<b><u>2,521,772.04</u></b>	<b><u>0.00</u></b>	<b><u>0.00</u></b>	<b><u>1,000,000.00</u></b>	<b><u>7,521,026.43</u></b>	<b><u>2,521,772.04</u></b>
<b>LOG8 - LOGIC ROAD &amp; BRIDGE Total</b>					<b><u>7,521,026.43</u></b>	<b><u>2,521,772.04</u></b>	<b><u>7,521,026.43</u></b>	<b><u>2,521,772.04</u></b>	<b><u>0.00</u></b>	<b><u>0.00</u></b>	<b><u>1,000,000.00</u></b>	<b><u>7,521,026.43</u></b>	<b><u>2,521,772.04</u></b>
<b>LOG2 - LOGIC TOLL OPERATIONS</b>													
<b>State Pool</b>													
LOG2-Logic-Toll Rd. Operations	AR-0029	State Pool	11/10/08	Open	<u>35,094,162.75</u>	<u>35,099,794.52</u>	<u>35,094,162.75</u>	<u>35,099,794.52</u>	<u>0.00</u>	<u>0.00</u>	<u>2,000,000.00</u>	<u>35,094,162.75</u>	<u>35,099,794.52</u>
<b>State Pool Total</b>					<b><u>35,094,162.75</u></b>	<b><u>35,099,794.52</u></b>	<b><u>35,094,162.75</u></b>	<b><u>35,099,794.52</u></b>	<b><u>0.00</u></b>	<b><u>0.00</u></b>	<b><u>2,000,000.00</u></b>	<b><u>35,094,162.75</u></b>	<b><u>35,099,794.52</u></b>
<b>LOG2 - LOGIC TOLL OPERATIONS Total</b>					<b><u>35,094,162.75</u></b>	<b><u>35,099,794.52</u></b>	<b><u>35,094,162.75</u></b>	<b><u>35,099,794.52</u></b>	<b><u>0.00</u></b>	<b><u>0.00</u></b>	<b><u>2,000,000.00</u></b>	<b><u>35,094,162.75</u></b>	<b><u>35,099,794.52</u></b>
<b>MB21 - MBIA ASSIST DIST #6</b>													
<b>State Pool</b>													
MB21-MBIA FBC ASSIST. DIST. #6	AR-0051	State Pool	05/13/20	Open	<u>2,003,403.02</u>	<u>2,003,703.60</u>	<u>2,003,403.02</u>	<u>2,003,703.60</u>	<u>0.00</u>	<u>0.00</u>	<u>2,000,000.00</u>	<u>2,003,403.02</u>	<u>2,003,703.60</u>
<b>State Pool Total</b>					<b><u>2,003,403.02</u></b>	<b><u>2,003,703.60</u></b>	<b><u>2,003,403.02</u></b>	<b><u>2,003,703.60</u></b>	<b><u>0.00</u></b>	<b><u>0.00</u></b>	<b><u>2,000,000.00</u></b>	<b><u>2,003,403.02</u></b>	<b><u>2,003,703.60</u></b>
<b>MB21 - MBIA ASSIST DIST #6 Total</b>					<b><u>2,003,403.02</u></b>	<b><u>2,003,703.60</u></b>	<b><u>2,003,403.02</u></b>	<b><u>2,003,703.60</u></b>	<b><u>0.00</u></b>	<b><u>0.00</u></b>	<b><u>2,000,000.00</u></b>	<b><u>2,003,403.02</u></b>	<b><u>2,003,703.60</u></b>
<b>MB22 - MBIA ASSIST DIST #9</b>													
<b>State Pool</b>													
MB22-MBIA FBC ASSIST. DIST. #9	AR-0052	State Pool	05/13/20	Open	<u>1,001,701.46</u>	<u>0.00</u>	<u>1,001,701.46</u>	<u>0.00</u>	<u>0.00</u>	<u>0.00</u>	<u>1,000,000.00</u>	<u>1,001,701.46</u>	<u>0.00</u>
<b>State Pool Total</b>					<b><u>1,001,701.46</u></b>	<b><u>0.00</u></b>	<b><u>1,001,701.46</u></b>	<b><u>0.00</u></b>	<b><u>0.00</u></b>	<b><u>0.00</u></b>	<b><u>1,000,000.00</u></b>	<b><u>1,001,701.46</u></b>	<b><u>0.00</u></b>

**Portfolio Position**  
**Ft. Bend County**  
Effective Interest - Actual Life  
Receipts in Period  
10/01/20 - 10/31/20

CUSIP	Invest Number	Security Description	Purchase Date	Call Date	Par Value On 10/01/20	Par Value On 10/31/20	Market Val On 10/01/20	Market Val On 10/31/20	Purchase Cost	Sales Proceeds	Original Princ/Cost	Amor Value On 10/01/20	Amor Value On 10/31/20
<b>MB22 - MBIA ASSIST DIST #9 Total</b>					<u>1,001,701.46</u>	<u>0.00</u>	<u>1,001,701.46</u>	<u>0.00</u>	<u>0.00</u>	<u>0.00</u>	<u>1,000,000.00</u>	<u>1,001,701.46</u>	<u>0.00</u>
<b>MB18 - MBIA COUNTYS CARES ACT</b>													
State Pool													
MB18-MBIA COUNTY'S CARES ACT	AR-0048	State Pool	05/12/20	Open	19,096,301.08	19,099,166.09	19,096,301.08	19,099,166.09	0.00	0.00	67,000,000.00	19,096,301.08	19,099,166.09
State Pool Total					<u>19,096,301.08</u>	<u>19,099,166.09</u>	<u>19,096,301.08</u>	<u>19,099,166.09</u>	<u>0.00</u>	<u>0.00</u>	<u>67,000,000.00</u>	<u>19,096,301.08</u>	<u>19,099,166.09</u>
<b>MB18 - MBIA COUNTYS CARES ACT Total</b>					<u>19,096,301.08</u>	<u>19,099,166.09</u>	<u>19,096,301.08</u>	<u>19,099,166.09</u>	<u>0.00</u>	<u>0.00</u>	<u>67,000,000.00</u>	<u>19,096,301.08</u>	<u>19,099,166.09</u>
<b>MB04 - MBIA DRAINAGE</b>													
State Pool													
MB04-MBIA Drainage	AR-0017	State Pool	11/01/08	Open	1,288,313.19	1,288,506.48	1,288,313.19	1,288,506.48	0.00	0.00	1,267,218.21	1,288,313.19	1,288,506.48
State Pool Total					<u>1,288,313.19</u>	<u>1,288,506.48</u>	<u>1,288,313.19</u>	<u>1,288,506.48</u>	<u>0.00</u>	<u>0.00</u>	<u>1,267,218.21</u>	<u>1,288,313.19</u>	<u>1,288,506.48</u>
<b>MB04 - MBIA DRAINAGE Total</b>					<u>1,288,313.19</u>	<u>1,288,506.48</u>	<u>1,288,313.19</u>	<u>1,288,506.48</u>	<u>0.00</u>	<u>0.00</u>	<u>1,267,218.21</u>	<u>1,288,313.19</u>	<u>1,288,506.48</u>
<b>MB25 - MBIA DRAINAGE DEBT SERVICE</b>													
State Pool													
MB25-MBIA DRAINAGE DEBT SERVICE	AR-0055	State Pool	05/13/20	Open	1,001,701.46	1,001,851.73	1,001,701.46	1,001,851.73	0.00	0.00	1,000,000.00	1,001,701.46	1,001,851.73
State Pool Total					<u>1,001,701.46</u>	<u>1,001,851.73</u>	<u>1,001,701.46</u>	<u>1,001,851.73</u>	<u>0.00</u>	<u>0.00</u>	<u>1,000,000.00</u>	<u>1,001,701.46</u>	<u>1,001,851.73</u>
<b>MB25 - MBIA DRAINAGE DEBT SERVICE Total</b>					<u>1,001,701.46</u>	<u>1,001,851.73</u>	<u>1,001,701.46</u>	<u>1,001,851.73</u>	<u>0.00</u>	<u>0.00</u>	<u>1,000,000.00</u>	<u>1,001,701.46</u>	<u>1,001,851.73</u>
<b>MB26 - MBIA FACILITIES BOND 2018</b>													
State Pool													
MB26-FACILITIES BOND 2018	AR-0056	State Pool	05/13/20	Open	14,023,820.85	14,025,924.84	14,023,820.85	14,025,924.84	0.00	0.00	14,000,000.00	14,023,820.85	14,025,924.84
State Pool Total					<u>14,023,820.85</u>	<u>14,025,924.84</u>	<u>14,023,820.85</u>	<u>14,025,924.84</u>	<u>0.00</u>	<u>0.00</u>	<u>14,000,000.00</u>	<u>14,023,820.85</u>	<u>14,025,924.84</u>
<b>MB26 - MBIA FACILITIES BOND 2018 Total</b>					<u>14,023,820.85</u>	<u>14,025,924.84</u>	<u>14,023,820.85</u>	<u>14,025,924.84</u>	<u>0.00</u>	<u>0.00</u>	<u>14,000,000.00</u>	<u>14,023,820.85</u>	<u>14,025,924.84</u>
<b>MB19 - MBIA FBC ASSIST DIST #2</b>													
State Pool													
MB19-MBIA FBC ASSIST. DIST. #2	AR-0049	State Pool	05/13/20	Open	2,504,253.77	2,504,629.47	2,504,253.77	2,504,629.47	0.00	0.00	2,500,000.00	2,504,253.77	2,504,629.47
State Pool Total					<u>2,504,253.77</u>	<u>2,504,629.47</u>	<u>2,504,253.77</u>	<u>2,504,629.47</u>	<u>0.00</u>	<u>0.00</u>	<u>2,500,000.00</u>	<u>2,504,253.77</u>	<u>2,504,629.47</u>
<b>MB19 - MBIA FBC ASSIST DIST #2 Total</b>					<u>2,504,253.77</u>	<u>2,504,629.47</u>	<u>2,504,253.77</u>	<u>2,504,629.47</u>	<u>0.00</u>	<u>0.00</u>	<u>2,500,000.00</u>	<u>2,504,253.77</u>	<u>2,504,629.47</u>
<b>MB20 - MBIA FBC ASSIST DIST #4</b>													
State Pool													
MB20- MBIA FBC ASSIST. DIST. #4	AR-0050	State Pool	05/13/20	Open	1,252,126.85	1,252,314.71	1,252,126.85	1,252,314.71	0.00	0.00	1,250,000.00	1,252,126.85	1,252,314.71
State Pool Total					<u>1,252,126.85</u>	<u>1,252,314.71</u>	<u>1,252,126.85</u>	<u>1,252,314.71</u>	<u>0.00</u>	<u>0.00</u>	<u>1,250,000.00</u>	<u>1,252,126.85</u>	<u>1,252,314.71</u>
<b>MB20 - MBIA FBC ASSIST DIST #4 Total</b>					<u>1,252,126.85</u>	<u>1,252,314.71</u>	<u>1,252,126.85</u>	<u>1,252,314.71</u>	<u>0.00</u>	<u>0.00</u>	<u>1,250,000.00</u>	<u>1,252,126.85</u>	<u>1,252,314.71</u>
<b>MB02 - MBIA GENERAL</b>													
State Pool													
MB02-MBIA General	AR-0015	State Pool	11/01/08	Open	25,968,669.02	25,972,565.09	25,968,669.02	25,972,565.09	0.00	0.00	17,374,917.83	25,968,669.02	25,972,565.09
State Pool Total					<u>25,968,669.02</u>	<u>25,972,565.09</u>	<u>25,968,669.02</u>	<u>25,972,565.09</u>	<u>0.00</u>	<u>0.00</u>	<u>17,374,917.83</u>	<u>25,968,669.02</u>	<u>25,972,565.09</u>
<b>MB02 - MBIA GENERAL Total</b>					<u>25,968,669.02</u>	<u>25,972,565.09</u>	<u>25,968,669.02</u>	<u>25,972,565.09</u>	<u>0.00</u>	<u>0.00</u>	<u>17,374,917.83</u>	<u>25,968,669.02</u>	<u>25,972,565.09</u>
<b>MB23 - MBIA JUVENILE</b>													
State Pool													
MB23-MBIA JUVENILE	AR-0053	State Pool	05/13/20	Open	2,510,729.82	2,511,106.49	2,510,729.82	2,511,106.49	0.00	0.00	8,000,000.00	2,510,729.82	2,511,106.49
State Pool Total					<u>2,510,729.82</u>	<u>2,511,106.49</u>	<u>2,510,729.82</u>	<u>2,511,106.49</u>	<u>0.00</u>	<u>0.00</u>	<u>8,000,000.00</u>	<u>2,510,729.82</u>	<u>2,511,106.49</u>
<b>MB23 - MBIA JUVENILE Total</b>					<u>2,510,729.82</u>	<u>2,511,106.49</u>	<u>2,510,729.82</u>	<u>2,511,106.49</u>	<u>0.00</u>	<u>0.00</u>	<u>8,000,000.00</u>	<u>2,510,729.82</u>	<u>2,511,106.49</u>
<b>MB03 - MBIA ROAD &amp; BRIDGE</b>													
State Pool													
MB03-MBIA Road & Bridge	AR-0016	State Pool	11/01/08	Open	3,572,014.17	3,572,550.06	3,572,014.17	3,572,550.06	0.00	0.00	2,856,438.24	3,572,014.17	3,572,550.06
State Pool Total					<u>3,572,014.17</u>	<u>3,572,550.06</u>	<u>3,572,014.17</u>	<u>3,572,550.06</u>	<u>0.00</u>	<u>0.00</u>	<u>2,856,438.24</u>	<u>3,572,014.17</u>	<u>3,572,550.06</u>
<b>MB03 - MBIA ROAD &amp; BRIDGE Total</b>					<u>3,572,014.17</u>	<u>3,572,550.06</u>	<u>3,572,014.17</u>	<u>3,572,550.06</u>	<u>0.00</u>	<u>0.00</u>	<u>2,856,438.24</u>	<u>3,572,014.17</u>	<u>3,572,550.06</u>
<b>MB06 - MBIA TOLL RD OPERATIONS</b>													
State Pool													
MB06-MBIA Toll Rd. Operations	AR-0019	State Pool	11/01/08	Open	43,949,725.84	43,956,319.60	43,949,725.84	43,956,319.60	0.00	0.00	3,143,377.27	43,949,725.84	43,956,319.60

# Portfolio Position

## Ft. Bend County

Effective Interest - Actual Life  
Receipts in Period  
10/01/20 - 10/31/20

CUSIP	Invest Number	Security Description	Purchase Date	Call Date	Par Value On 10/01/20	Par Value On 10/31/20	Market Val On 10/01/20	Market Val On 10/31/20	Purchase Cost	Sales Proceeds	Original Princ/Cost	Amor Value On 10/01/20	Amor Value On 10/31/20
<b>State Pool Total</b>					<u>43,949,725.84</u>	<u>43,956,319.60</u>	<u>43,949,725.84</u>	<u>43,956,319.60</u>	<u>0.00</u>	<u>0.00</u>	<u>3,143,377.27</u>	<u>43,949,725.84</u>	<u>43,956,319.60</u>
<b>MB06 - MBIA TOLL RD OPERATIONS Total</b>					<u>43,949,725.84</u>	<u>43,956,319.60</u>	<u>43,949,725.84</u>	<u>43,956,319.60</u>	<u>0.00</u>	<u>0.00</u>	<u>3,143,377.27</u>	<u>43,949,725.84</u>	<u>43,956,319.60</u>
<b>MB27 - MBIA TX HERITAGE PARKWAY 2020</b>													
<b>State Pool</b>													
MB27-MBIA TX HERITAGE PARKWAY	AR-0057	State Pool	05/13/20	Open	<u>12,028,666.85</u>	<u>4,030,091.40</u>	<u>12,028,666.85</u>	<u>4,030,091.40</u>	<u>0.00</u>	<u>0.00</u>	<u>17,000,000.00</u>	<u>12,028,666.85</u>	<u>4,030,091.40</u>
<b>State Pool Total</b>					<u>12,028,666.85</u>	<u>4,030,091.40</u>	<u>12,028,666.85</u>	<u>4,030,091.40</u>	<u>0.00</u>	<u>0.00</u>	<u>17,000,000.00</u>	<u>12,028,666.85</u>	<u>4,030,091.40</u>
<b>MB27 - MBIA TX HERITAGE PARKWAY 2020 Total</b>					<u>12,028,666.85</u>	<u>4,030,091.40</u>	<u>12,028,666.85</u>	<u>4,030,091.40</u>	<u>0.00</u>	<u>0.00</u>	<u>17,000,000.00</u>	<u>12,028,666.85</u>	<u>4,030,091.40</u>
<b>PROS - Prosperity Money Mkt. Accts.</b>													
<b>Money Market</b>													
Prosperity-Money Market Accts.	AR-0009	Money Market	11/30/03	Open	<u>162,618,396.74</u>	<u>173,515,704.84</u>	<u>162,618,396.74</u>	<u>173,515,704.84</u>	<u>0.00</u>	<u>0.00</u>	<u>12,505,577.66</u>	<u>162,618,396.74</u>	<u>173,515,704.84</u>
<b>Money Market Total</b>					<u>162,618,396.74</u>	<u>173,515,704.84</u>	<u>162,618,396.74</u>	<u>173,515,704.84</u>	<u>0.00</u>	<u>0.00</u>	<u>12,505,577.66</u>	<u>162,618,396.74</u>	<u>173,515,704.84</u>
<b>PROS - Prosperity Money Mkt. Accts. Total</b>					<u>162,618,396.74</u>	<u>173,515,704.84</u>	<u>162,618,396.74</u>	<u>173,515,704.84</u>	<u>0.00</u>	<u>0.00</u>	<u>12,505,577.66</u>	<u>162,618,396.74</u>	<u>173,515,704.84</u>
<b>802 - Sr Lien 2016</b>													
<b>State Pool</b>													
MB17 - SR LIEN BOND 2016	AR-0046	State Pool	12/09/16	Open	<u>8,013,611.86</u>	<u>8,014,814.14</u>	<u>8,013,611.86</u>	<u>8,014,814.14</u>	<u>0.00</u>	<u>0.00</u>	<u>35,000,000.00</u>	<u>8,013,611.86</u>	<u>8,014,814.14</u>
<b>State Pool Total</b>					<u>8,013,611.86</u>	<u>8,014,814.14</u>	<u>8,013,611.86</u>	<u>8,014,814.14</u>	<u>0.00</u>	<u>0.00</u>	<u>35,000,000.00</u>	<u>8,013,611.86</u>	<u>8,014,814.14</u>
<b>802 - Sr Lien 2016 Total</b>					<u>8,013,611.86</u>	<u>8,014,814.14</u>	<u>8,013,611.86</u>	<u>8,014,814.14</u>	<u>0.00</u>	<u>0.00</u>	<u>35,000,000.00</u>	<u>8,013,611.86</u>	<u>8,014,814.14</u>
<b>TT05 - TEXAS TERM DRAINAGE</b>													
<b>State Pool</b>													
TT05-TX TERM Drainage	AR-0027	State Pool	11/01/08	Open	<u>354.34</u>	<u>354.37</u>	<u>354.34</u>	<u>354.37</u>	<u>0.00</u>	<u>0.00</u>	<u>109,774.61</u>	<u>354.34</u>	<u>354.37</u>
<b>State Pool Total</b>					<u>354.34</u>	<u>354.37</u>	<u>354.34</u>	<u>354.37</u>	<u>0.00</u>	<u>0.00</u>	<u>109,774.61</u>	<u>354.34</u>	<u>354.37</u>
<b>TT05 - TEXAS TERM DRAINAGE Total</b>					<u>354.34</u>	<u>354.37</u>	<u>354.34</u>	<u>354.37</u>	<u>0.00</u>	<u>0.00</u>	<u>109,774.61</u>	<u>354.34</u>	<u>354.37</u>
<b>TT00 - TEXAS TERM GENERAL</b>													
<b>State Pool</b>													
TT00-TX TERM General	AR-0022	State Pool	11/01/08	Open	<u>1,071.25</u>	<u>1,071.36</u>	<u>1,071.25</u>	<u>1,071.36</u>	<u>0.00</u>	<u>0.00</u>	<u>10,006,437.87</u>	<u>1,071.25</u>	<u>1,071.36</u>
<b>State Pool Total</b>					<u>1,071.25</u>	<u>1,071.36</u>	<u>1,071.25</u>	<u>1,071.36</u>	<u>0.00</u>	<u>0.00</u>	<u>10,006,437.87</u>	<u>1,071.25</u>	<u>1,071.36</u>
<b>TT00 - TEXAS TERM GENERAL Total</b>					<u>1,071.25</u>	<u>1,071.36</u>	<u>1,071.25</u>	<u>1,071.36</u>	<u>0.00</u>	<u>0.00</u>	<u>10,006,437.87</u>	<u>1,071.25</u>	<u>1,071.36</u>
<b>TT04 - TEXAS TERM ROAD &amp; BRIDGE</b>													
<b>State Pool</b>													
TT04-TX TERM Road & Bridge	AR-0026	State Pool	11/01/08	Open	<u>1,068.09</u>	<u>1,068.19</u>	<u>1,068.09</u>	<u>1,068.19</u>	<u>0.00</u>	<u>0.00</u>	<u>10,463.28</u>	<u>1,068.09</u>	<u>1,068.19</u>
<b>State Pool Total</b>					<u>1,068.09</u>	<u>1,068.19</u>	<u>1,068.09</u>	<u>1,068.19</u>	<u>0.00</u>	<u>0.00</u>	<u>10,463.28</u>	<u>1,068.09</u>	<u>1,068.19</u>
<b>TT04 - TEXAS TERM ROAD &amp; BRIDGE Total</b>					<u>1,068.09</u>	<u>1,068.19</u>	<u>1,068.09</u>	<u>1,068.19</u>	<u>0.00</u>	<u>0.00</u>	<u>10,463.28</u>	<u>1,068.09</u>	<u>1,068.19</u>
<b>TT02 - TEXAS TERM TOLL OPERATIONS</b>													
<b>State Pool</b>													
TT02-TX TERM Toll Rd. Operation	AR-0024	State Pool	11/01/08	Open	<u>1,070.04</u>	<u>1,070.14</u>	<u>1,070.04</u>	<u>1,070.14</u>	<u>0.00</u>	<u>0.00</u>	<u>0.00</u>	<u>1,070.04</u>	<u>1,070.14</u>
<b>State Pool Total</b>					<u>1,070.04</u>	<u>1,070.14</u>	<u>1,070.04</u>	<u>1,070.14</u>	<u>0.00</u>	<u>0.00</u>	<u>0.00</u>	<u>1,070.04</u>	<u>1,070.14</u>
<b>TT02 - TEXAS TERM TOLL OPERATIONS Total</b>					<u>1,070.04</u>	<u>1,070.14</u>	<u>1,070.04</u>	<u>1,070.14</u>	<u>0.00</u>	<u>0.00</u>	<u>0.00</u>	<u>1,070.04</u>	<u>1,070.14</u>
<b>09 - Temporary Holding</b>													
<b>Money Market</b>													
Prosperity-Money Market Accts.	AR-0009	Money Market	11/30/03	Open	<u>0.00</u>	<u>0.00</u>	<u>0.00</u>	<u>0.00</u>	<u>0.00</u>	<u>0.00</u>	<u>0.00</u>	<u>0.00</u>	<u>0.00</u>
<b>Money Market Total</b>					<u>0.00</u>	<u>0.00</u>	<u>0.00</u>	<u>0.00</u>	<u>0.00</u>	<u>0.00</u>	<u>0.00</u>	<u>0.00</u>	<u>0.00</u>
<b>09 - Temporary Holding Total</b>					<u>0.00</u>	<u>0.00</u>	<u>0.00</u>	<u>0.00</u>	<u>0.00</u>	<u>0.00</u>	<u>0.00</u>	<u>0.00</u>	<u>0.00</u>
<b>Combined Port</b>													
<b>Money Market</b>													
Prosperity-Money Market Accts.	AR-0009	Money Market	11/30/03	Open	<u>162,618,396.74</u>	<u>173,515,704.84</u>	<u>162,618,396.74</u>	<u>173,515,704.84</u>	<u>0.00</u>	<u>0.00</u>	<u>12,505,577.66</u>	<u>162,618,396.74</u>	<u>173,515,704.84</u>
<b>Money Market Total</b>					<u>162,618,396.74</u>	<u>173,515,704.84</u>	<u>162,618,396.74</u>	<u>173,515,704.84</u>	<u>0.00</u>	<u>0.00</u>	<u>12,505,577.66</u>	<u>162,618,396.74</u>	<u>173,515,704.84</u>
<b>State Pool</b>													
LO10-LOGIC-COUNTY'S CARE ACT	AR-0047	State Pool	05/12/20	Open	<u>67,118,565.15</u>	<u>57,128,413.41</u>	<u>67,118,565.15</u>	<u>57,128,413.41</u>	<u>0.00</u>	<u>0.00</u>	<u>67,000,000.00</u>	<u>67,118,565.15</u>	<u>57,128,413.41</u>
LOG1-Logic- General	AR-0028	State Pool	11/10/08	Open	<u>30,737,391.01</u>	<u>20,741,400.94</u>	<u>30,737,391.01</u>	<u>20,741,400.94</u>	<u>0.00</u>	<u>0.00</u>	<u>10,000,000.00</u>	<u>30,737,391.01</u>	<u>20,741,400.94</u>

**Portfolio Position**  
**Ft. Bend County**  
Effective Interest - Actual Life  
Receipts in Period  
10/01/20 - 10/31/20

7

CUSIP	Invest Number	Security Description	Purchase Date	Call Date	Par Value On 10/01/20	Par Value On 10/31/20	Market Val On 10/01/20	Market Val On 10/31/20	Purchase Cost	Sales Proceeds	Original Princ/Cost	Amor Value On 10/01/20	Amor Value On 10/31/20
LOG2-Logic-Toll Rd.Operations	AR-0029	State Pool	11/10/08	Open	35,094,162.75	35,099,794.52	35,094,162.75	35,099,794.52	0.00	0.00	2,000,000.00	35,094,162.75	35,099,794.52
LOG5-Logic-Drainage	AR-0032	State Pool	11/10/08	Open	7,521,025.98	2,521,771.59	7,521,025.98	2,521,771.59	0.00	0.00	500,000.00	7,521,025.98	2,521,771.59
LOG8-Logic-Road & Bridge	AR-0035	State Pool	11/10/08	Open	7,521,026.43	2,521,772.04	7,521,026.43	2,521,772.04	0.00	0.00	1,000,000.00	7,521,026.43	2,521,772.04
MB02-MBIA General	AR-0015	State Pool	11/01/08	Open	25,968,669.02	25,972,565.09	25,968,669.02	25,972,565.09	0.00	0.00	17,374,917.83	25,968,669.02	25,972,565.09
MB03-MBIA Road & Bridge	AR-0016	State Pool	11/01/08	Open	3,572,014.17	3,572,550.06	3,572,014.17	3,572,550.06	0.00	0.00	2,856,438.24	3,572,014.17	3,572,550.06
MB04-MBIA Drainage	AR-0017	State Pool	11/01/08	Open	1,288,313.19	1,288,506.48	1,288,313.19	1,288,506.48	0.00	0.00	1,267,218.21	1,288,313.19	1,288,506.48
MB06-MBIA Toll Rd. Operations	AR-0019	State Pool	11/01/08	Open	43,949,725.84	43,956,319.60	43,949,725.84	43,956,319.60	0.00	0.00	3,143,377.27	43,949,725.84	43,956,319.60
MB12-MBIA ESD 100 AGREEMENT	AR-0041	State Pool	08/31/16	Open	1,988,702.02	1,989,000.37	1,988,702.02	1,989,000.37	0.00	0.00	3,900,000.00	1,988,702.02	1,989,000.37
MB14-MBIA GR PARKWAY OPERATIONS	AR-0043	State Pool	08/31/16	Open	24,885,248.31	24,888,981.85	24,885,248.31	24,888,981.85	0.00	0.00	8,500,000.00	24,885,248.31	24,888,981.85
MB17 - SR LIEN BOND 2016	AR-0046	State Pool	12/09/16	Open	8,013,611.86	8,014,814.14	8,013,611.86	8,014,814.14	0.00	0.00	35,000,000.00	8,013,611.86	8,014,814.14
MB18-MBIA COUNTY'S CARES ACT	AR-0048	State Pool	05/12/20	Open	19,096,301.08	19,099,166.09	19,096,301.08	19,099,166.09	0.00	0.00	67,000,000.00	19,096,301.08	19,099,166.09
MB19-MBIA FBC ASSIST. DIST. #2	AR-0049	State Pool	05/13/20	Open	2,504,253.77	2,504,629.47	2,504,253.77	2,504,629.47	0.00	0.00	2,500,000.00	2,504,253.77	2,504,629.47
MB20- MBIA FBC ASSIST. DIST. #4	AR-0050	State Pool	05/13/20	Open	1,252,126.85	1,252,314.71	1,252,126.85	1,252,314.71	0.00	0.00	1,250,000.00	1,252,126.85	1,252,314.71
MB21-MBIA FBC ASSIST. DIST. #6	AR-0051	State Pool	05/13/20	Open	2,003,403.02	2,003,703.60	2,003,403.02	2,003,703.60	0.00	0.00	2,000,000.00	2,003,403.02	2,003,703.60
MB22-MBIA FBC ASSIST. DIST. #9	AR-0052	State Pool	05/13/20	Open	1,001,701.46	0.00	1,001,701.46	0.00	0.00	0.00	1,000,000.00	1,001,701.46	0.00
MB23-MBIA JUVENILE	AR-0053	State Pool	05/13/20	Open	2,510,729.82	2,511,106.49	2,510,729.82	2,511,106.49	0.00	0.00	8,000,000.00	2,510,729.82	2,511,106.49
MB25-MBIA DRAINAGE DEBT SERVICE	AR-0055	State Pool	05/13/20	Open	1,001,701.46	1,001,851.73	1,001,701.46	1,001,851.73	0.00	0.00	1,000,000.00	1,001,701.46	1,001,851.73
MB26-FACILITIES BOND 2018	AR-0056	State Pool	05/13/20	Open	14,023,820.85	14,025,924.84	14,023,820.85	14,025,924.84	0.00	0.00	14,000,000.00	14,023,820.85	14,025,924.84
MB27-MBIA TX HERITAGE PARKWAY	AR-0057	State Pool	05/13/20	Open	12,028,666.85	4,030,091.40	12,028,666.85	4,030,091.40	0.00	0.00	17,000,000.00	12,028,666.85	4,030,091.40
TT00-TX TERM General	AR-0022	State Pool	11/01/08	Open	1,071.25	1,071.36	1,071.25	1,071.36	0.00	0.00	10,006,437.87	1,071.25	1,071.36
TT02-TX TERM Toll Rd. Operation	AR-0024	State Pool	11/01/08	Open	1,070.04	1,070.14	1,070.04	1,070.14	0.00	0.00	0.00	1,070.04	1,070.14
TT04-TX TERM Road & Bridge	AR-0026	State Pool	11/01/08	Open	1,068.09	1,068.19	1,068.09	1,068.19	0.00	0.00	10,463.28	1,068.09	1,068.19
TT05-TX TERM Drainage	AR-0027	State Pool	11/01/08	Open	354.34	354.37	354.34	354.37	0.00	0.00	109,774.61	354.34	354.37
<b>State Pool Total</b>					<b>313,084,724.61</b>	<b>274,128,242.48</b>	<b>313,084,724.61</b>	<b>274,128,242.48</b>	<b>0.00</b>	<b>0.00</b>	<b>276,418,627.31</b>	<b>313,084,724.61</b>	<b>274,128,242.48</b>
<b>Combined Port Total</b>					<b>475,703,121.35</b>	<b>447,643,947.32</b>	<b>475,703,121.35</b>	<b>447,643,947.32</b>	<b>0.00</b>	<b>0.00</b>	<b>288,924,204.97</b>	<b>475,703,121.35</b>	<b>447,643,947.32</b>

# Earnings and Yields Summary

## Ft. Bend County

Effective Interest - Actual Life

Receipts in Period

10/01/20 - 10/31/20

8

Security Description	10/01/20 10/07/20	10/08/20 10/14/20	10/15/20 10/21/20	10/22/20 10/28/20	10/29/20 10/31/20	10/01/20 10/31/20
<b>Combined Port</b>						
Money Market	8,585.75	8,585.74	8,585.74	8,585.74	3,026.95	37,369.92
State Pool	<u>11,121.60</u>	<u>10,791.27</u>	<u>9,925.30</u>	<u>9,684.28</u>	<u>3,762.64</u>	<u>45,285.09</u>
<b>Port Total</b>	<b><u>19,707.35</u></b>	<b><u>19,377.01</u></b>	<b><u>18,511.04</u></b>	<b><u>18,270.02</u></b>	<b><u>6,789.59</u></b>	<b><u>82,655.01</u></b>
<b>Combined Port</b>						
Money Market	0.2761	0.2761	0.2761	0.2761	0.2221	0.2707
State Pool	<u>0.1857</u>	<u>0.1855</u>	<u>0.1847</u>	<u>0.1847</u>	<u>0.1675</u>	<u>0.1836</u>
<b>Port Total</b>	<b><u>0.2166</u></b>	<b><u>0.2170</u></b>	<b><u>0.2182</u></b>	<b><u>0.2187</u></b>	<b><u>0.1881</u></b>	<b><u>0.2148</u></b>



**Maturity Aging**  
**Ft. Bend County**  
 Effective Interest - Actual Life  
 Receipts in Period  
 10/31/20

CUSIP	Invest Number	Security Description	Purchase Date	Days to Maturity	Yield Matur
<b>Cash / Money Market</b>					
LO10-LOGIC-COUNTY'S CARE ACT	AR-0047	State Pool	05/12/20	0	0.1890
LOG1-Logic- General	AR-0028	State Pool	11/10/08	0	0.1890
LOG2-Logic-Toll Rd.Operations	AR-0029	State Pool	11/10/08	0	0.1890
LOG5-Logic-Drainage	AR-0032	State Pool	11/10/08	0	0.1890
LOG8-Logic-Road & Bridge	AR-0035	State Pool	11/10/08	0	0.1890
MB02-MBIA General	AR-0015	State Pool	11/01/08	0	0.1771
MB03-MBIA Road & Bridge	AR-0016	State Pool	11/01/08	0	0.1771
MB04-MBIA Drainage	AR-0017	State Pool	11/01/08	0	0.1771
MB06-MBIA Toll Rd. Operations	AR-0019	State Pool	11/01/08	0	0.1771
MB12-MBIA ESD 100 AGREEMENT	AR-0041	State Pool	08/31/16	0	0.1771
MB14-MBIA GR PARKWAY OPERATIONS	AR-0043	State Pool	08/31/16	0	0.1771
MB17 - SR LIEN BOND 2016	AR-0046	State Pool	12/09/16	0	0.1771
MB18-MBIA COUNTY'S CARES ACT	AR-0048	State Pool	05/12/20	0	0.1771
MB19-MBIA FBC ASSIST. DIST. #2	AR-0049	State Pool	05/13/20	0	0.1771
MB20- MBIA FBC ASSIST. DIST. #4	AR-0050	State Pool	05/13/20	0	0.1771
MB21-MBIA FBC ASSIST. DIST. #6	AR-0051	State Pool	05/13/20	0	0.1771
MB22-MBIA FBC ASSIST. DIST. #9	AR-0052	State Pool	05/13/20	0	0.1771
MB23-MBIA JUVENILE	AR-0053	State Pool	05/13/20	0	0.1771
MB25-MBIA DRAINAGE DEBT SERVICE	AR-0055	State Pool	05/13/20	0	0.1771
MB26-FACILITIES BOND 2018	AR-0056	State Pool	05/13/20	0	0.1771
MB27-MBIA TX HERITAGE PARKWAY	AR-0057	State Pool	05/13/20	0	0.1771
Prosperity-Money Market Accts.	AR-0009	Money Market	11/30/03	0	0.2500
TT00-TX TERM General	AR-0022	State Pool	11/01/08	0	0.1200
TT02-TX TERM Toll Rd. Operation	AR-0024	State Pool	11/01/08	0	0.1200
TT04-TX TERM Road & Bridge	AR-0026	State Pool	11/01/08	0	0.1200
TT05-TX TERM Drainage	AR-0027	State Pool	11/01/08	<u>0</u>	<u>0.1200</u>
<b>Cash / Money Market Total</b>				<u><b>0</b></u>	<u><b>0.2085</b></u>
<b>Investment Total</b>				<u><b>0</b></u>	<u><b>0.2085</b></u>

**Activity Statement**  
**Ft. Bend County**  
 Effective Interest - Actual Life  
 Receipts in Period  
 10/01/20 - 10/31/20

Purchase Date	Sale Date	CUSIP	Invest Number	Security Description	Amor Value On 10/01/20	Changes In Principal	Purchase Cost	Sales Proceeds	Purchased Interest	Int/Div Rec In the Perd	Amor Value On 10/31/20	
<b>Money Market</b>												
11/30/03	Open	Prosperity-Money Market Accts.		AR-0009	Money Market	162,618,396.74	10,897,308.10	0.00	0.00	0.00	37,369.92	173,515,704.84
<b>Money Market Total</b>						<u>162,618,396.74</u>	<u>10,897,308.10</u>	<u>0.00</u>	<u>0.00</u>	<u>0.00</u>	<u>37,369.92</u>	<u>173,515,704.84</u>
<b>State Pool</b>												
11/01/08	Open	MB02-MBIA General		AR-0015	State Pool	25,968,669.02	3,896.07	0.00	0.00	0.00	3,896.07	25,972,565.09
11/01/08	Open	MB03-MBIA Road & Bridge		AR-0016	State Pool	3,572,014.17	535.89	0.00	0.00	0.00	535.89	3,572,550.06
11/01/08	Open	MB04-MBIA Drainage		AR-0017	State Pool	1,288,313.19	193.29	0.00	0.00	0.00	193.29	1,288,506.48
11/01/08	Open	MB06-MBIA Toll Rd. Operations		AR-0019	State Pool	43,949,725.84	6,593.76	0.00	0.00	0.00	6,593.76	43,956,319.60
11/01/08	Open	TT00-TX TERM General		AR-0022	State Pool	1,071.25	0.11	0.00	0.00	0.00	0.11	1,071.36
11/01/08	Open	TT02-TX TERM Toll Rd. Operation		AR-0024	State Pool	1,070.04	0.10	0.00	0.00	0.00	0.10	1,070.14
11/01/08	Open	TT04-TX TERM Road & Bridge		AR-0026	State Pool	1,068.09	0.10	0.00	0.00	0.00	0.10	1,068.19
11/01/08	Open	TT05-TX TERM Drainage		AR-0027	State Pool	354.34	0.03	0.00	0.00	0.00	0.03	354.37
11/10/08	Open	LOG1-Logic- General		AR-0028	State Pool	30,737,391.01	-9,995,990.07	0.00	0.00	0.00	4,009.93	20,741,400.94
11/10/08	Open	LOG2-Logic-Toll Rd.Operations		AR-0029	State Pool	35,094,162.75	5,631.77	0.00	0.00	0.00	5,631.77	35,099,794.52
11/10/08	Open	LOG5-Logic-Drainage		AR-0032	State Pool	7,521,025.98	-4,999,254.39	0.00	0.00	0.00	745.61	2,521,771.59
11/10/08	Open	LOG8-Logic-Road & Bridge		AR-0035	State Pool	7,521,026.43	-4,999,254.39	0.00	0.00	0.00	745.61	2,521,772.04
08/31/16	Open	MB12-MBIA ESD 100 AGREEMENT		AR-0041	State Pool	1,988,702.02	298.35	0.00	0.00	0.00	298.35	1,989,000.37
08/31/16	Open	MB14-MBIA GR PARKWAY OPERATIONS		AR-0043	State Pool	24,885,248.31	3,733.54	0.00	0.00	0.00	3,733.54	24,888,981.85
12/09/16	Open	MB17 - SR LIEN BOND 2016		AR-0046	State Pool	8,013,611.86	1,202.28	0.00	0.00	0.00	1,202.28	8,014,814.14
05/12/20	Open	LO10-LOGIC-COUNTY'S CARE ACT		AR-0047	State Pool	67,118,565.15	-9,990,151.74	0.00	0.00	0.00	9,848.26	57,128,413.41
05/12/20	Open	MB18-MBIA COUNTY'S CARES ACT		AR-0048	State Pool	19,096,301.08	2,865.01	0.00	0.00	0.00	2,865.01	19,099,166.09
05/13/20	Open	MB19-MBIA FBC ASSIST. DIST. #2		AR-0049	State Pool	2,504,253.77	375.70	0.00	0.00	0.00	375.70	2,504,629.47
05/13/20	Open	MB20- MBIA FBC ASSIST. DIST. #4		AR-0050	State Pool	1,252,126.85	187.86	0.00	0.00	0.00	187.86	1,252,314.71
05/13/20	Open	MB21-MBIA FBC ASSIST. DIST. #6		AR-0051	State Pool	2,003,403.02	300.58	0.00	0.00	0.00	300.58	2,003,703.60
05/13/20	Open	MB22-MBIA FBC ASSIST. DIST. #9		AR-0052	State Pool	1,001,701.46	-1,001,701.46	0.00	0.00	0.00	65.76	0.00
05/13/20	Open	MB23-MBIA JUVENILE		AR-0053	State Pool	2,510,729.82	376.67	0.00	0.00	0.00	376.67	2,511,106.49
05/13/20	Open	MB25-MBIA DRAINAGE DEBT SERVICE		AR-0055	State Pool	1,001,701.46	150.27	0.00	0.00	0.00	150.27	1,001,851.73
05/13/20	Open	MB26-FACILITIES BOND 2018		AR-0056	State Pool	14,023,820.85	2,103.99	0.00	0.00	0.00	2,103.99	14,025,924.84
05/13/20	Open	MB27-MBIA TX HERITAGE PARKWAY		AR-0057	State Pool	12,028,666.85	-7,998,575.45	0.00	0.00	0.00	1,424.55	4,030,091.40
<b>State Pool Total</b>						<u>313,084,724.61</u>	<u>-38,956,482.13</u>	<u>0.00</u>	<u>0.00</u>	<u>0.00</u>	<u>45,285.09</u>	<u>274,128,242.48</u>
<b>Investment Total</b>						<u>475,703,121.35</u>	<u>-28,059,174.03</u>	<u>0.00</u>	<u>0.00</u>	<u>0.00</u>	<u>82,655.01</u>	<u>447,643,947.32</u>

**Interest Accrual**  
**Ft. Bend County**  
Effective Interest - Actual Life  
Receipts in Period  
10/01/20 - 10/31/20

11

CUSIP	Invest Number	Security Description	Purchase Date	Sale Date	Yield Earned	Ending Par Val/Shares	Ending Amort Val/Cost	Purchased Interest	Int/Div Rec In the Perd	Int/Div Accrued In the Perd	PTD Purch Received	Int/Div Rec Purch/Date	Int/Div Accrued Purch/Date
<b>09 - Temporary Holding</b>													
<b>Money Market</b>													
Prosperity-Money Market Accts.	AR-0009	Money Market	11/30/03	Open	<u>0.0000</u>	<u>0.00</u>	<u>0.00</u>	<u>0.00</u>	<u>0.00</u>	<u>0.00</u>	<u>0.00</u>	<u>0.00</u>	<u>0.00</u>
<b>Money Market Total</b>					<b><u>0.0000</u></b>	<b><u>0.00</u></b>	<b><u>0.00</u></b>	<b><u>0.00</u></b>	<b><u>0.00</u></b>	<b><u>0.00</u></b>	<b><u>0.00</u></b>	<b><u>0.00</u></b>	<b><u>0.00</u></b>
<b>09 - Temporary Holding Total</b>					<b><u>0.0000</u></b>	<b><u>0.00</u></b>	<b><u>0.00</u></b>	<b><u>0.00</u></b>	<b><u>0.00</u></b>	<b><u>0.00</u></b>	<b><u>0.00</u></b>	<b><u>0.00</u></b>	<b><u>0.00</u></b>
<b>145 - ESD 100 Agreement</b>													
<b>State Pool</b>													
MB12-MBIA ESD 100 AGREEMENT	AR-0041	State Pool	08/31/16	Open	<u>0.1771</u>	<u>1,989,000.37</u>	<u>1,989,000.37</u>	<u>0.00</u>	<u>298.35</u>	<u>0.00</u>	<u>0.00</u>	<u>87,441.61</u>	<u>0.00</u>
<b>State Pool Total</b>					<b><u>0.1771</u></b>	<b><u>1,989,000.37</u></b>	<b><u>1,989,000.37</u></b>	<b><u>0.00</u></b>	<b><u>298.35</u></b>	<b><u>0.00</u></b>	<b><u>0.00</u></b>	<b><u>87,441.61</u></b>	<b><u>0.00</u></b>
<b>145 - ESD 100 Agreement Total</b>					<b><u>0.1771</u></b>	<b><u>1,989,000.37</u></b>	<b><u>1,989,000.37</u></b>	<b><u>0.00</u></b>	<b><u>298.35</u></b>	<b><u>0.00</u></b>	<b><u>0.00</u></b>	<b><u>87,441.61</u></b>	<b><u>0.00</u></b>
<b>802 - Sr Lien 2016</b>													
<b>State Pool</b>													
MB17 - SR LIEN BOND 2016	AR-0046	State Pool	12/09/16	Open	<u>0.1771</u>	<u>8,014,814.14</u>	<u>8,014,814.14</u>	<u>0.00</u>	<u>1,202.28</u>	<u>0.00</u>	<u>0.00</u>	<u>165,555.18</u>	<u>0.00</u>
<b>State Pool Total</b>					<b><u>0.1771</u></b>	<b><u>8,014,814.14</u></b>	<b><u>8,014,814.14</u></b>	<b><u>0.00</u></b>	<b><u>1,202.28</u></b>	<b><u>0.00</u></b>	<b><u>0.00</u></b>	<b><u>165,555.18</u></b>	<b><u>0.00</u></b>
<b>802 - Sr Lien 2016 Total</b>					<b><u>0.1771</u></b>	<b><u>8,014,814.14</u></b>	<b><u>8,014,814.14</u></b>	<b><u>0.00</u></b>	<b><u>1,202.28</u></b>	<b><u>0.00</u></b>	<b><u>0.00</u></b>	<b><u>165,555.18</u></b>	<b><u>0.00</u></b>
<b>810 - FBC Toll Road Operations</b>													
<b>State Pool</b>													
TT02-TX TERM Toll Rd. Operation	AR-0024	State Pool	11/01/08	Open	<u>0.0000</u>	<u>0.00</u>	<u>0.00</u>	<u>0.00</u>	<u>0.00</u>	<u>0.00</u>	<u>0.00</u>	<u>0.00</u>	<u>0.00</u>
<b>State Pool Total</b>					<b><u>0.0000</u></b>	<b><u>0.00</u></b>	<b><u>0.00</u></b>	<b><u>0.00</u></b>	<b><u>0.00</u></b>	<b><u>0.00</u></b>	<b><u>0.00</u></b>	<b><u>0.00</u></b>	<b><u>0.00</u></b>
<b>810 - FBC Toll Road Operations Total</b>					<b><u>0.0000</u></b>	<b><u>0.00</u></b>	<b><u>0.00</u></b>	<b><u>0.00</u></b>	<b><u>0.00</u></b>	<b><u>0.00</u></b>	<b><u>0.00</u></b>	<b><u>0.00</u></b>	<b><u>0.00</u></b>
<b>815 - Grand Parkway Operations</b>													
<b>State Pool</b>													
MB14-MBIA GR PARKWAY OPERATIONS	AR-0043	State Pool	08/31/16	Open	<u>0.1771</u>	<u>24,888,981.85</u>	<u>24,888,981.85</u>	<u>0.00</u>	<u>3,733.54</u>	<u>0.00</u>	<u>0.00</u>	<u>388,976.37</u>	<u>0.00</u>
<b>State Pool Total</b>					<b><u>0.1771</u></b>	<b><u>24,888,981.85</u></b>	<b><u>24,888,981.85</u></b>	<b><u>0.00</u></b>	<b><u>3,733.54</u></b>	<b><u>0.00</u></b>	<b><u>0.00</u></b>	<b><u>388,976.37</u></b>	<b><u>0.00</u></b>
<b>815 - Grand Parkway Operations Total</b>					<b><u>0.1771</u></b>	<b><u>24,888,981.85</u></b>	<b><u>24,888,981.85</u></b>	<b><u>0.00</u></b>	<b><u>3,733.54</u></b>	<b><u>0.00</u></b>	<b><u>0.00</u></b>	<b><u>388,976.37</u></b>	<b><u>0.00</u></b>
<b>LO10 - LOGIC COUNTYS CARES ACT</b>													
<b>State Pool</b>													
LO10-LOGIC-COUNTY'S CARE ACT	AR-0047	State Pool	05/12/20	Open	<u>0.1906</u>	<u>57,128,413.41</u>	<u>57,128,413.41</u>	<u>0.00</u>	<u>9,848.26</u>	<u>0.00</u>	<u>0.00</u>	<u>128,413.41</u>	<u>0.00</u>
<b>State Pool Total</b>					<b><u>0.1906</u></b>	<b><u>57,128,413.41</u></b>	<b><u>57,128,413.41</u></b>	<b><u>0.00</u></b>	<b><u>9,848.26</u></b>	<b><u>0.00</u></b>	<b><u>0.00</u></b>	<b><u>128,413.41</u></b>	<b><u>0.00</u></b>
<b>LO10 - LOGIC COUNTYS CARES ACT Total</b>					<b><u>0.1906</u></b>	<b><u>57,128,413.41</u></b>	<b><u>57,128,413.41</u></b>	<b><u>0.00</u></b>	<b><u>9,848.26</u></b>	<b><u>0.00</u></b>	<b><u>0.00</u></b>	<b><u>128,413.41</u></b>	<b><u>0.00</u></b>
<b>LOG1 - LOGIC GENERAL</b>													
<b>State Pool</b>													
LOG1-Logic- General	AR-0028	State Pool	11/10/08	Open	<u>0.1924</u>	<u>20,741,400.94</u>	<u>20,741,400.94</u>	<u>0.00</u>	<u>4,009.93</u>	<u>0.00</u>	<u>0.00</u>	<u>811,833.92</u>	<u>0.00</u>
<b>State Pool Total</b>					<b><u>0.1924</u></b>	<b><u>20,741,400.94</u></b>	<b><u>20,741,400.94</u></b>	<b><u>0.00</u></b>	<b><u>4,009.93</u></b>	<b><u>0.00</u></b>	<b><u>0.00</u></b>	<b><u>811,833.92</u></b>	<b><u>0.00</u></b>
<b>LOG1 - LOGIC GENERAL Total</b>					<b><u>0.1924</u></b>	<b><u>20,741,400.94</u></b>	<b><u>20,741,400.94</u></b>	<b><u>0.00</u></b>	<b><u>4,009.93</u></b>	<b><u>0.00</u></b>	<b><u>0.00</u></b>	<b><u>811,833.92</u></b>	<b><u>0.00</u></b>
<b>LOG2 - LOGIC TOLL OPERATIONS</b>													
<b>State Pool</b>													
LOG2-Logic-Toll Rd.Operations	AR-0029	State Pool	11/10/08	Open	<u>0.1895</u>	<u>35,099,794.52</u>	<u>35,099,794.52</u>	<u>0.00</u>	<u>5,631.77</u>	<u>0.00</u>	<u>0.00</u>	<u>161,125.60</u>	<u>0.00</u>
<b>State Pool Total</b>					<b><u>0.1895</u></b>	<b><u>35,099,794.52</u></b>	<b><u>35,099,794.52</u></b>	<b><u>0.00</u></b>	<b><u>5,631.77</u></b>	<b><u>0.00</u></b>	<b><u>0.00</u></b>	<b><u>161,125.60</u></b>	<b><u>0.00</u></b>
<b>LOG2 - LOGIC TOLL OPERATIONS Total</b>					<b><u>0.1895</u></b>	<b><u>35,099,794.52</u></b>	<b><u>35,099,794.52</u></b>	<b><u>0.00</u></b>	<b><u>5,631.77</u></b>	<b><u>0.00</u></b>	<b><u>0.00</u></b>	<b><u>161,125.60</u></b>	<b><u>0.00</u></b>
<b>LOG5 - LOGIC DRAINAGE</b>													
<b>State Pool</b>													
LOG5-Logic-Drainage	AR-0032	State Pool	11/10/08	Open	<u>0.1975</u>	<u>2,521,771.59</u>	<u>2,521,771.59</u>	<u>0.00</u>	<u>745.61</u>	<u>0.00</u>	<u>0.00</u>	<u>24,015.36</u>	<u>0.00</u>
<b>State Pool Total</b>					<b><u>0.1975</u></b>	<b><u>2,521,771.59</u></b>	<b><u>2,521,771.59</u></b>	<b><u>0.00</u></b>	<b><u>745.61</u></b>	<b><u>0.00</u></b>	<b><u>0.00</u></b>	<b><u>24,015.36</u></b>	<b><u>0.00</u></b>
<b>LOG5 - LOGIC DRAINAGE Total</b>					<b><u>0.1975</u></b>	<b><u>2,521,771.59</u></b>	<b><u>2,521,771.59</u></b>	<b><u>0.00</u></b>	<b><u>745.61</u></b>	<b><u>0.00</u></b>	<b><u>0.00</u></b>	<b><u>24,015.36</u></b>	<b><u>0.00</u></b>
<b>LOG8 - LOGIC ROAD &amp; BRIDGE</b>													

**Interest Accrual**  
**Ft. Bend County**  
Effective Interest - Actual Life  
Receipts in Period  
10/01/20 - 10/31/20

12

CUSIP	Invest Number	Security Description	Purchase Date	Sale Date	Yield Earned	Ending Par Val/Shares	Ending Amort Val/Cost	Purchased Interest	Int/Div Rec In the Perd	Int/Div Accrued In the Perd	PTD Purch Received	Int/Div Rec Purch/Date	Int/Div Accrued Purch/Date
<b>State Pool</b>													
LOG8-Logic-Road & Bridge	AR-0035	State Pool	11/10/08	Open	<u>0.1975</u>	<u>2,521,772.04</u>	<u>2,521,772.04</u>	<u>0.00</u>	<u>745.61</u>	<u>0.00</u>	<u>0.00</u>	<u>27,259.56</u>	<u>0.00</u>
<b>State Pool Total</b>					<b><u>0.1975</u></b>	<b><u>2,521,772.04</u></b>	<b><u>2,521,772.04</u></b>	<b><u>0.00</u></b>	<b><u>745.61</u></b>	<b><u>0.00</u></b>	<b><u>0.00</u></b>	<b><u>27,259.56</u></b>	<b><u>0.00</u></b>
<b>LOG8 - LOGIC ROAD &amp; BRIDGE Total</b>					<b><u>0.1975</u></b>	<b><u>2,521,772.04</u></b>	<b><u>2,521,772.04</u></b>	<b><u>0.00</u></b>	<b><u>745.61</u></b>	<b><u>0.00</u></b>	<b><u>0.00</u></b>	<b><u>27,259.56</u></b>	<b><u>0.00</u></b>
<b>MB02 - MBIA GENERAL</b>													
<b>State Pool</b>													
MB02-MBIA General	AR-0015	State Pool	11/01/08	Open	<u>0.1771</u>	<u>25,972,565.09</u>	<u>25,972,565.09</u>	<u>0.00</u>	<u>3,896.07</u>	<u>0.00</u>	<u>0.00</u>	<u>701,915.46</u>	<u>0.00</u>
<b>State Pool Total</b>					<b><u>0.1771</u></b>	<b><u>25,972,565.09</u></b>	<b><u>25,972,565.09</u></b>	<b><u>0.00</u></b>	<b><u>3,896.07</u></b>	<b><u>0.00</u></b>	<b><u>0.00</u></b>	<b><u>701,915.46</u></b>	<b><u>0.00</u></b>
<b>MB02 - MBIA GENERAL Total</b>					<b><u>0.1771</u></b>	<b><u>25,972,565.09</u></b>	<b><u>25,972,565.09</u></b>	<b><u>0.00</u></b>	<b><u>3,896.07</u></b>	<b><u>0.00</u></b>	<b><u>0.00</u></b>	<b><u>701,915.46</u></b>	<b><u>0.00</u></b>
<b>MB03 - MBIA ROAD &amp; BRIDGE</b>													
<b>State Pool</b>													
MB03-MBIA Road & Bridge	AR-0016	State Pool	11/01/08	Open	<u>0.1771</u>	<u>3,572,550.06</u>	<u>3,572,550.06</u>	<u>0.00</u>	<u>535.89</u>	<u>0.00</u>	<u>0.00</u>	<u>113,289.21</u>	<u>0.00</u>
<b>State Pool Total</b>					<b><u>0.1771</u></b>	<b><u>3,572,550.06</u></b>	<b><u>3,572,550.06</u></b>	<b><u>0.00</u></b>	<b><u>535.89</u></b>	<b><u>0.00</u></b>	<b><u>0.00</u></b>	<b><u>113,289.21</u></b>	<b><u>0.00</u></b>
<b>MB03 - MBIA ROAD &amp; BRIDGE Total</b>					<b><u>0.1771</u></b>	<b><u>3,572,550.06</u></b>	<b><u>3,572,550.06</u></b>	<b><u>0.00</u></b>	<b><u>535.89</u></b>	<b><u>0.00</u></b>	<b><u>0.00</u></b>	<b><u>113,289.21</u></b>	<b><u>0.00</u></b>
<b>MB04 - MBIA DRAINAGE</b>													
<b>State Pool</b>													
MB04-MBIA Drainage	AR-0017	State Pool	11/01/08	Open	<u>0.1771</u>	<u>1,288,506.48</u>	<u>1,288,506.48</u>	<u>0.00</u>	<u>193.29</u>	<u>0.00</u>	<u>0.00</u>	<u>143,798.88</u>	<u>2,620.73</u>
<b>State Pool Total</b>					<b><u>0.1771</u></b>	<b><u>1,288,506.48</u></b>	<b><u>1,288,506.48</u></b>	<b><u>0.00</u></b>	<b><u>193.29</u></b>	<b><u>0.00</u></b>	<b><u>0.00</u></b>	<b><u>143,798.88</u></b>	<b><u>2,620.73</u></b>
<b>MB04 - MBIA DRAINAGE Total</b>					<b><u>0.1771</u></b>	<b><u>1,288,506.48</u></b>	<b><u>1,288,506.48</u></b>	<b><u>0.00</u></b>	<b><u>193.29</u></b>	<b><u>0.00</u></b>	<b><u>0.00</u></b>	<b><u>143,798.88</u></b>	<b><u>2,620.73</u></b>
<b>MB06 - MBIA TOLL RD OPERATIONS</b>													
<b>State Pool</b>													
MB06-MBIA Toll Rd. Operations	AR-0019	State Pool	11/01/08	Open	<u>0.1771</u>	<u>43,956,319.60</u>	<u>43,956,319.60</u>	<u>0.00</u>	<u>6,593.76</u>	<u>0.00</u>	<u>0.00</u>	<u>643,486.04</u>	<u>38,363.64</u>
<b>State Pool Total</b>					<b><u>0.1771</u></b>	<b><u>43,956,319.60</u></b>	<b><u>43,956,319.60</u></b>	<b><u>0.00</u></b>	<b><u>6,593.76</u></b>	<b><u>0.00</u></b>	<b><u>0.00</u></b>	<b><u>643,486.04</u></b>	<b><u>38,363.64</u></b>
<b>MB06 - MBIA TOLL RD OPERATIONS Total</b>					<b><u>0.1771</u></b>	<b><u>43,956,319.60</u></b>	<b><u>43,956,319.60</u></b>	<b><u>0.00</u></b>	<b><u>6,593.76</u></b>	<b><u>0.00</u></b>	<b><u>0.00</u></b>	<b><u>643,486.04</u></b>	<b><u>38,363.64</u></b>
<b>MB18 - MBIA COUNTYS CARES ACT</b>													
<b>State Pool</b>													
MB18-MBIA COUNTY'S CARES ACT	AR-0048	State Pool	05/12/20	Open	<u>0.1771</u>	<u>19,099,166.09</u>	<u>19,099,166.09</u>	<u>0.00</u>	<u>2,865.01</u>	<u>0.00</u>	<u>0.00</u>	<u>99,166.09</u>	<u>0.00</u>
<b>State Pool Total</b>					<b><u>0.1771</u></b>	<b><u>19,099,166.09</u></b>	<b><u>19,099,166.09</u></b>	<b><u>0.00</u></b>	<b><u>2,865.01</u></b>	<b><u>0.00</u></b>	<b><u>0.00</u></b>	<b><u>99,166.09</u></b>	<b><u>0.00</u></b>
<b>MB18 - MBIA COUNTYS CARES ACT Total</b>					<b><u>0.1771</u></b>	<b><u>19,099,166.09</u></b>	<b><u>19,099,166.09</u></b>	<b><u>0.00</u></b>	<b><u>2,865.01</u></b>	<b><u>0.00</u></b>	<b><u>0.00</u></b>	<b><u>99,166.09</u></b>	<b><u>0.00</u></b>
<b>MB19 - MBIA FBC ASSIST DIST #2</b>													
<b>State Pool</b>													
MB19-MBIA FBC ASSIST. DIST. #2	AR-0049	State Pool	05/13/20	Open	<u>0.1771</u>	<u>2,504,629.47</u>	<u>2,504,629.47</u>	<u>0.00</u>	<u>375.70</u>	<u>0.00</u>	<u>0.00</u>	<u>4,629.47</u>	<u>0.00</u>
<b>State Pool Total</b>					<b><u>0.1771</u></b>	<b><u>2,504,629.47</u></b>	<b><u>2,504,629.47</u></b>	<b><u>0.00</u></b>	<b><u>375.70</u></b>	<b><u>0.00</u></b>	<b><u>0.00</u></b>	<b><u>4,629.47</u></b>	<b><u>0.00</u></b>
<b>MB19 - MBIA FBC ASSIST DIST #2 Total</b>					<b><u>0.1771</u></b>	<b><u>2,504,629.47</u></b>	<b><u>2,504,629.47</u></b>	<b><u>0.00</u></b>	<b><u>375.70</u></b>	<b><u>0.00</u></b>	<b><u>0.00</u></b>	<b><u>4,629.47</u></b>	<b><u>0.00</u></b>
<b>MB20 - MBIA FBC ASSIST DIST #4</b>													
<b>State Pool</b>													
MB20- MBIA FBC ASSIST. DIST. #4	AR-0050	State Pool	05/13/20	Open	<u>0.1771</u>	<u>1,252,314.71</u>	<u>1,252,314.71</u>	<u>0.00</u>	<u>187.86</u>	<u>0.00</u>	<u>0.00</u>	<u>2,314.71</u>	<u>0.00</u>
<b>State Pool Total</b>					<b><u>0.1771</u></b>	<b><u>1,252,314.71</u></b>	<b><u>1,252,314.71</u></b>	<b><u>0.00</u></b>	<b><u>187.86</u></b>	<b><u>0.00</u></b>	<b><u>0.00</u></b>	<b><u>2,314.71</u></b>	<b><u>0.00</u></b>
<b>MB20 - MBIA FBC ASSIST DIST #4 Total</b>					<b><u>0.1771</u></b>	<b><u>1,252,314.71</u></b>	<b><u>1,252,314.71</u></b>	<b><u>0.00</u></b>	<b><u>187.86</u></b>	<b><u>0.00</u></b>	<b><u>0.00</u></b>	<b><u>2,314.71</u></b>	<b><u>0.00</u></b>
<b>MB21 - MBIA ASSIST DIST #6</b>													
<b>State Pool</b>													
MB21-MBIA FBC ASSIST. DIST. #6	AR-0051	State Pool	05/13/20	Open	<u>0.1771</u>	<u>2,003,703.60</u>	<u>2,003,703.60</u>	<u>0.00</u>	<u>300.58</u>	<u>0.00</u>	<u>0.00</u>	<u>3,703.60</u>	<u>0.00</u>
<b>State Pool Total</b>					<b><u>0.1771</u></b>	<b><u>2,003,703.60</u></b>	<b><u>2,003,703.60</u></b>	<b><u>0.00</u></b>	<b><u>300.58</u></b>	<b><u>0.00</u></b>	<b><u>0.00</u></b>	<b><u>3,703.60</u></b>	<b><u>0.00</u></b>
<b>MB21 - MBIA ASSIST DIST #6 Total</b>					<b><u>0.1771</u></b>	<b><u>2,003,703.60</u></b>	<b><u>2,003,703.60</u></b>	<b><u>0.00</u></b>	<b><u>300.58</u></b>	<b><u>0.00</u></b>	<b><u>0.00</u></b>	<b><u>3,703.60</u></b>	<b><u>0.00</u></b>
<b>MB22 - MBIA ASSIST DIST #9</b>													
<b>State Pool</b>													

**Interest Accrual**  
**Ft. Bend County**  
Effective Interest - Actual Life  
Receipts in Period  
10/01/20 - 10/31/20

CUSIP	Invest Number	Security Description	Purchase Date	Sale Date	Yield Earned	Ending Par Val/Shares	Ending Amort Val/Cost	Purchased Interest	Int/Div Rec In the Perd	Int/Div Accrued In the Perd	PTD Purch Received	Int/Div Rec Purch/Date	Int/Div Accrued Purch/Date
MB22-MBIA FBC ASSIST. DIST. #9	AR-0052	State Pool	05/13/20	Open	<u>0.2002</u>	<u>0.00</u>	<u>0.00</u>	<u>0.00</u>	<u>65.76</u>	<u>0.00</u>	<u>0.00</u>	<u>1,767.22</u>	<u>0.00</u>
<b>State Pool Total</b>					<b><u>0.2002</u></b>	<b><u>0.00</u></b>	<b><u>0.00</u></b>	<b><u>0.00</u></b>	<b><u>65.76</u></b>	<b><u>0.00</u></b>	<b><u>0.00</u></b>	<b><u>1,767.22</u></b>	<b><u>0.00</u></b>
<b>MB22 - MBIA ASSIST DIST #9 Total</b>					<b><u>0.2002</u></b>	<b><u>0.00</u></b>	<b><u>0.00</u></b>	<b><u>0.00</u></b>	<b><u>65.76</u></b>	<b><u>0.00</u></b>	<b><u>0.00</u></b>	<b><u>1,767.22</u></b>	<b><u>0.00</u></b>
<b>MB23 - MBIA JUVENILE</b>													
<b>State Pool</b>													
MB23-MBIA JUVENILE	AR-0053	State Pool	05/13/20	Open	<u>0.1771</u>	<u>2,511,106.49</u>	<u>2,511,106.49</u>	<u>0.00</u>	<u>376.67</u>	<u>0.00</u>	<u>0.00</u>	<u>11,106.49</u>	<u>0.00</u>
<b>State Pool Total</b>					<b><u>0.1771</u></b>	<b><u>2,511,106.49</u></b>	<b><u>2,511,106.49</u></b>	<b><u>0.00</u></b>	<b><u>376.67</u></b>	<b><u>0.00</u></b>	<b><u>0.00</u></b>	<b><u>11,106.49</u></b>	<b><u>0.00</u></b>
<b>MB23 - MBIA JUVENILE Total</b>					<b><u>0.1771</u></b>	<b><u>2,511,106.49</u></b>	<b><u>2,511,106.49</u></b>	<b><u>0.00</u></b>	<b><u>376.67</u></b>	<b><u>0.00</u></b>	<b><u>0.00</u></b>	<b><u>11,106.49</u></b>	<b><u>0.00</u></b>
<b>MB25 - MBIA DRAINAGE DEBT SERVICE</b>													
<b>State Pool</b>													
MB25-MBIA DRAINAGE DEBT SERVICE	AR-0055	State Pool	05/13/20	Open	<u>0.1771</u>	<u>1,001,851.73</u>	<u>1,001,851.73</u>	<u>0.00</u>	<u>150.27</u>	<u>0.00</u>	<u>0.00</u>	<u>1,851.73</u>	<u>0.00</u>
<b>State Pool Total</b>					<b><u>0.1771</u></b>	<b><u>1,001,851.73</u></b>	<b><u>1,001,851.73</u></b>	<b><u>0.00</u></b>	<b><u>150.27</u></b>	<b><u>0.00</u></b>	<b><u>0.00</u></b>	<b><u>1,851.73</u></b>	<b><u>0.00</u></b>
<b>MB25 - MBIA DRAINAGE DEBT SERVICE Total</b>					<b><u>0.1771</u></b>	<b><u>1,001,851.73</u></b>	<b><u>1,001,851.73</u></b>	<b><u>0.00</u></b>	<b><u>150.27</u></b>	<b><u>0.00</u></b>	<b><u>0.00</u></b>	<b><u>1,851.73</u></b>	<b><u>0.00</u></b>
<b>MB26 - MBIA FACILITIES BOND 2018</b>													
<b>State Pool</b>													
MB26-FACILITIES BOND 2018	AR-0056	State Pool	05/13/20	Open	<u>0.1771</u>	<u>14,025,924.84</u>	<u>14,025,924.84</u>	<u>0.00</u>	<u>2,103.99</u>	<u>0.00</u>	<u>0.00</u>	<u>25,924.84</u>	<u>0.00</u>
<b>State Pool Total</b>					<b><u>0.1771</u></b>	<b><u>14,025,924.84</u></b>	<b><u>14,025,924.84</u></b>	<b><u>0.00</u></b>	<b><u>2,103.99</u></b>	<b><u>0.00</u></b>	<b><u>0.00</u></b>	<b><u>25,924.84</u></b>	<b><u>0.00</u></b>
<b>MB26 - MBIA FACILITIES BOND 2018 Total</b>					<b><u>0.1771</u></b>	<b><u>14,025,924.84</u></b>	<b><u>14,025,924.84</u></b>	<b><u>0.00</u></b>	<b><u>2,103.99</u></b>	<b><u>0.00</u></b>	<b><u>0.00</u></b>	<b><u>25,924.84</u></b>	<b><u>0.00</u></b>
<b>MB27 - MBIA TX HERITAGE PARKWAY 2020</b>													
<b>State Pool</b>													
MB27-MBIA TX HERITAGE PARKWAY	AR-0057	State Pool	05/13/20	Open	<u>0.1830</u>	<u>4,030,091.40</u>	<u>4,030,091.40</u>	<u>0.00</u>	<u>1,424.55</u>	<u>0.00</u>	<u>0.00</u>	<u>30,091.40</u>	<u>0.00</u>
<b>State Pool Total</b>					<b><u>0.1830</u></b>	<b><u>4,030,091.40</u></b>	<b><u>4,030,091.40</u></b>	<b><u>0.00</u></b>	<b><u>1,424.55</u></b>	<b><u>0.00</u></b>	<b><u>0.00</u></b>	<b><u>30,091.40</u></b>	<b><u>0.00</u></b>
<b>MB27 - MBIA TX HERITAGE PARKWAY 2020 Total</b>					<b><u>0.1830</u></b>	<b><u>4,030,091.40</u></b>	<b><u>4,030,091.40</u></b>	<b><u>0.00</u></b>	<b><u>1,424.55</u></b>	<b><u>0.00</u></b>	<b><u>0.00</u></b>	<b><u>30,091.40</u></b>	<b><u>0.00</u></b>
<b>PROS - Prosperity Money Mkt. Accts.</b>													
<b>Money Market</b>													
Prosperity-Money Market Accts.	AR-0009	Money Market	11/30/03	Open	<u>0.2707</u>	<u>173,515,704.84</u>	<u>173,515,704.84</u>	<u>0.00</u>	<u>37,369.92</u>	<u>0.00</u>	<u>0.00</u>	<u>45,782,857.17</u>	<u>0.00</u>
<b>Money Market Total</b>					<b><u>0.2707</u></b>	<b><u>173,515,704.84</u></b>	<b><u>173,515,704.84</u></b>	<b><u>0.00</u></b>	<b><u>37,369.92</u></b>	<b><u>0.00</u></b>	<b><u>0.00</u></b>	<b><u>45,782,857.17</u></b>	<b><u>0.00</u></b>
<b>PROS - Prosperity Money Mkt. Accts. Total</b>					<b><u>0.2707</u></b>	<b><u>173,515,704.84</u></b>	<b><u>173,515,704.84</u></b>	<b><u>0.00</u></b>	<b><u>37,369.92</u></b>	<b><u>0.00</u></b>	<b><u>0.00</u></b>	<b><u>45,782,857.17</u></b>	<b><u>0.00</u></b>
<b>TT00 - TEXAS TERM GENERAL</b>													
<b>State Pool</b>													
TT00-TX TERM General	AR-0022	State Pool	11/01/08	Open	<u>0.1212</u>	<u>1,071.36</u>	<u>1,071.36</u>	<u>0.00</u>	<u>0.11</u>	<u>0.00</u>	<u>0.00</u>	<u>21,456.13</u>	<u>0.00</u>
<b>State Pool Total</b>					<b><u>0.1212</u></b>	<b><u>1,071.36</u></b>	<b><u>1,071.36</u></b>	<b><u>0.00</u></b>	<b><u>0.11</u></b>	<b><u>0.00</u></b>	<b><u>0.00</u></b>	<b><u>21,456.13</u></b>	<b><u>0.00</u></b>
<b>TT00 - TEXAS TERM GENERAL Total</b>					<b><u>0.1212</u></b>	<b><u>1,071.36</u></b>	<b><u>1,071.36</u></b>	<b><u>0.00</u></b>	<b><u>0.11</u></b>	<b><u>0.00</u></b>	<b><u>0.00</u></b>	<b><u>21,456.13</u></b>	<b><u>0.00</u></b>
<b>TT02 - TEXAS TERM TOLL OPERATIONS</b>													
<b>State Pool</b>													
TT02-TX TERM Toll Rd. Operation	AR-0024	State Pool	11/01/08	Open	<u>0.1103</u>	<u>1,070.14</u>	<u>1,070.14</u>	<u>0.00</u>	<u>0.10</u>	<u>0.00</u>	<u>0.00</u>	<u>18,000.04</u>	<u>0.00</u>
<b>State Pool Total</b>					<b><u>0.1103</u></b>	<b><u>1,070.14</u></b>	<b><u>1,070.14</u></b>	<b><u>0.00</u></b>	<b><u>0.10</u></b>	<b><u>0.00</u></b>	<b><u>0.00</u></b>	<b><u>18,000.04</u></b>	<b><u>0.00</u></b>
<b>TT02 - TEXAS TERM TOLL OPERATIONS Total</b>					<b><u>0.1103</u></b>	<b><u>1,070.14</u></b>	<b><u>1,070.14</u></b>	<b><u>0.00</u></b>	<b><u>0.10</u></b>	<b><u>0.00</u></b>	<b><u>0.00</u></b>	<b><u>18,000.04</u></b>	<b><u>0.00</u></b>
<b>TT04 - TEXAS TERM ROAD &amp; BRIDGE</b>													
<b>State Pool</b>													
TT04-TX TERM Road & Bridge	AR-0026	State Pool	11/01/08	Open	<u>0.1105</u>	<u>1,068.19</u>	<u>1,068.19</u>	<u>0.00</u>	<u>0.10</u>	<u>0.00</u>	<u>0.00</u>	<u>8,275.47</u>	<u>0.00</u>
<b>State Pool Total</b>					<b><u>0.1105</u></b>	<b><u>1,068.19</u></b>	<b><u>1,068.19</u></b>	<b><u>0.00</u></b>	<b><u>0.10</u></b>	<b><u>0.00</u></b>	<b><u>0.00</u></b>	<b><u>8,275.47</u></b>	<b><u>0.00</u></b>
<b>TT04 - TEXAS TERM ROAD &amp; BRIDGE Total</b>					<b><u>0.1105</u></b>	<b><u>1,068.19</u></b>	<b><u>1,068.19</u></b>	<b><u>0.00</u></b>	<b><u>0.10</u></b>	<b><u>0.00</u></b>	<b><u>0.00</u></b>	<b><u>8,275.47</u></b>	<b><u>0.00</u></b>
<b>TT05 - TEXAS TERM DRAINAGE</b>													
<b>State Pool</b>													
TT05-TX TERM Drainage	AR-0027	State Pool	11/01/08	Open	<u>0.1000</u>	<u>354.37</u>	<u>354.37</u>	<u>0.00</u>	<u>0.03</u>	<u>0.00</u>	<u>0.00</u>	<u>5,033.64</u>	<u>0.00</u>

**Interest Accrual**  
**Ft. Bend County**  
 Effective Interest - Actual Life  
 Receipts in Period  
 10/01/20 - 10/31/20

14

CUSIP	Invest Number	Security Description	Purchase Date	Sale Date	Yield Earned	Ending Par Val/Shares	Ending Amor Val/Cost	Purchased Interest	Int/Div Rec In the Perd	Int/Div Accrued In the Perd	PTD Purch Received	Int/Div Rec Purch/Date	Int/Div Accrued Purch/Date
<b>State Pool Total</b>					<u>0.1000</u>	<u>354.37</u>	<u>354.37</u>	<u>0.00</u>	<u>0.03</u>	<u>0.00</u>	<u>0.00</u>	<u>5,033.64</u>	<u>0.00</u>
<b>TT05 - TEXAS TERM DRAINAGE Total</b>					<u>0.1000</u>	<u>354.37</u>	<u>354.37</u>	<u>0.00</u>	<u>0.03</u>	<u>0.00</u>	<u>0.00</u>	<u>5,033.64</u>	<u>0.00</u>

# Premium/Discount Amortization

## Ft. Bend County

Effective Interest - Actual Life

Receipts in Period

10/01/20 - 10/31/20

15

CUSIP	Invest Number	Security Description	Purchase Date	Amortiz Date	Yield Earned	Beginning Par Val/Shares	Beginning Unamor Val/Cost	Premium Discount	Ending Par Val/Shares	Ending Amor Val/Cost	Unamor Prem/Dscnt	Amortization In the Perd	Amortization Purch/Date
<b>Money Market</b>													
Prosperity-Money Market Accts.	AR-0009	Money Market	11/30/03	Open	0.2707	162,618,396.74	162,618,396.74	0.00	173,515,704.84	173,515,704.84	0.00	0.00	0.00
<b>Money Market Total</b>					<b>0.2707</b>	<b>162,618,396.74</b>	<b>162,618,396.74</b>	<b>0.00</b>	<b>173,515,704.84</b>	<b>173,515,704.84</b>	<b>0.00</b>	<b>0.00</b>	<b>0.00</b>
<b>State Pool</b>													
MB02-MBIA General	AR-0015	State Pool	11/01/08	Open	0.1771	25,968,669.02	25,968,669.02	0.00	25,972,565.09	25,972,565.09	0.00	0.00	0.00
MB03-MBIA Road & Bridge	AR-0016	State Pool	11/01/08	Open	0.1771	3,572,014.17	3,572,014.17	0.00	3,572,550.06	3,572,550.06	0.00	0.00	0.00
MB04-MBIA Drainage	AR-0017	State Pool	11/01/08	Open	0.1771	1,288,313.19	1,288,313.19	0.00	1,288,506.48	1,288,506.48	0.00	0.00	0.00
MB06-MBIA Toll Rd. Operations	AR-0019	State Pool	11/01/08	Open	0.1771	43,949,725.84	43,949,725.84	0.00	43,956,319.60	43,956,319.60	0.00	0.00	0.00
TT00-TX TERM General	AR-0022	State Pool	11/01/08	Open	0.1212	1,071.25	1,071.25	0.00	1,071.36	1,071.36	0.00	0.00	0.00
TT02-TX TERM Toll Rd. Operation	AR-0024	State Pool	11/01/08	Open	0.1103	1,070.04	1,070.04	0.00	1,070.14	1,070.14	0.00	0.00	0.00
TT04-TX TERM Road & Bridge	AR-0026	State Pool	11/01/08	Open	0.1105	1,068.09	1,068.09	0.00	1,068.19	1,068.19	0.00	0.00	0.00
TT05-TX TERM Drainage	AR-0027	State Pool	11/01/08	Open	0.1000	354.34	354.34	0.00	354.37	354.37	0.00	0.00	0.00
LOG1-Logic- General	AR-0028	State Pool	11/10/08	Open	0.1924	30,737,391.01	30,737,391.01	0.00	20,741,400.94	20,741,400.94	0.00	0.00	0.00
LOG2-Logic-Toll Rd.Operations	AR-0029	State Pool	11/10/08	Open	0.1895	35,094,162.75	35,094,162.75	0.00	35,099,794.52	35,099,794.52	0.00	0.00	0.00
LOG5-Logic-Drainage	AR-0032	State Pool	11/10/08	Open	0.1975	7,521,025.98	7,521,025.98	0.00	2,521,771.59	2,521,771.59	0.00	0.00	0.00
LOG8-Logic-Road & Bridge	AR-0035	State Pool	11/10/08	Open	0.1975	7,521,026.43	7,521,026.43	0.00	2,521,772.04	2,521,772.04	0.00	0.00	0.00
MB12-MBIA ESD 100 AGREEMENT	AR-0041	State Pool	08/31/16	Open	0.1771	1,988,702.02	1,988,702.02	0.00	1,989,000.37	1,989,000.37	0.00	0.00	0.00
MB14-MBIA GR PARKWAY OPERATIONS	AR-0043	State Pool	08/31/16	Open	0.1771	24,885,248.31	24,885,248.31	0.00	24,888,981.85	24,888,981.85	0.00	0.00	0.00
MB17 - SR LIEN BOND 2016	AR-0046	State Pool	12/09/16	Open	0.1771	8,013,611.86	8,013,611.86	0.00	8,014,814.14	8,014,814.14	0.00	0.00	0.00
LO10-LOGIC-COUNTY'S CARE ACT	AR-0047	State Pool	05/12/20	Open	0.1906	67,118,565.15	67,118,565.15	0.00	57,128,413.41	57,128,413.41	0.00	0.00	0.00
MB18-MBIA COUNTY'S CARES ACT	AR-0048	State Pool	05/12/20	Open	0.1771	19,096,301.08	19,096,301.08	0.00	19,099,166.09	19,099,166.09	0.00	0.00	0.00
MB19-MBIA FBC ASSIST. DIST. #2	AR-0049	State Pool	05/13/20	Open	0.1771	2,504,253.77	2,504,253.77	0.00	2,504,629.47	2,504,629.47	0.00	0.00	0.00
MB20- MBIA FBC ASSIST. DIST. #4	AR-0050	State Pool	05/13/20	Open	0.1771	1,252,126.85	1,252,126.85	0.00	1,252,314.71	1,252,314.71	0.00	0.00	0.00
MB21-MBIA FBC ASSIST. DIST. #6	AR-0051	State Pool	05/13/20	Open	0.1771	2,003,403.02	2,003,403.02	0.00	2,003,703.60	2,003,703.60	0.00	0.00	0.00
MB22-MBIA FBC ASSIST. DIST. #9	AR-0052	State Pool	05/13/20	Open	0.2002	1,001,701.46	1,001,701.46	0.00	0.00	0.00	0.00	0.00	0.00
MB23-MBIA JUVENILE	AR-0053	State Pool	05/13/20	Open	0.1771	2,510,729.82	2,510,729.82	0.00	2,511,106.49	2,511,106.49	0.00	0.00	0.00
MB25-MBIA DRAINAGE DEBT SERVICE	AR-0055	State Pool	05/13/20	Open	0.1771	1,001,701.46	1,001,701.46	0.00	1,001,851.73	1,001,851.73	0.00	0.00	0.00
MB26-FACILITIES BOND 2018	AR-0056	State Pool	05/13/20	Open	0.1771	14,023,820.85	14,023,820.85	0.00	14,025,924.84	14,025,924.84	0.00	0.00	0.00
MB27-MBIA TX HERITAGE PARKWAY	AR-0057	State Pool	05/13/20	Open	0.1830	12,028,666.85	12,028,666.85	0.00	4,030,091.40	4,030,091.40	0.00	0.00	0.00
<b>State Pool Total</b>					<b>0.1836</b>	<b>313,084,724.61</b>	<b>313,084,724.61</b>	<b>0.00</b>	<b>274,128,242.48</b>	<b>274,128,242.48</b>	<b>0.00</b>	<b>0.00</b>	<b>0.00</b>
<b>Investment Total</b>					<b>0.2148</b>	<b>475,703,121.35</b>	<b>475,703,121.35</b>	<b>0.00</b>	<b>447,643,947.32</b>	<b>447,643,947.32</b>	<b>0.00</b>	<b>0.00</b>	<b>0.00</b>

# Open Investments

## Ft. Bend County

Effective Interest - Actual Life  
Receipts in Period  
10/31/20

CUSIP	Invest Number	Security Description	Invest Class	Purchase Date	Call Date	Purchase Institut	SafeKeep Institut	Issuing Institut	Yield Matur	Yield Call	Original Unit Cost	Original Par Val/Shares	Original Princ/Cost	Orig Prem Discount	Ending Unit Price	Ending Par Val/Shares	Ending Amor Val/Cost	Ending Prem/Dscnt
<b>Money Market</b>																		
Prosperity-Money Market Accts.																		
AR-0009	Money Market			11/30/03	Open	100	None	100	0.2500	0.2500	1.000000	12,505,577.66	12,505,577.66	0.00	1.000000	173,515,704.84	173,515,704.84	0.00
<b>Money Market Total</b>									<b>0.2500</b>	<b>0.2500</b>	<b>1.000000</b>	<b>12,505,577.66</b>	<b>12,505,577.66</b>	<b>0.00</b>	<b>1.000000</b>	<b>173,515,704.84</b>	<b>173,515,704.84</b>	<b>0.00</b>
<b>State Pool</b>																		
MB02-MBIA General	AR-0015	State Pool		11/01/08	Open	2000	None	2000	0.1771	0.1771	1.000000	17,374,917.83	17,374,917.83	0.00	1.000000	25,972,565.09	25,972,565.09	0.00
MB03-MBIA Road & Bridge	AR-0016	State Pool		11/01/08	Open	2000	None	2000	0.1771	0.1771	1.000000	2,856,438.24	2,856,438.24	0.00	1.000000	3,572,550.06	3,572,550.06	0.00
MB04-MBIA Drainage	AR-0017	State Pool		11/01/08	Open	2000	None	2000	0.1771	0.1771	1.000000	1,267,218.21	1,267,218.21	0.00	1.000000	1,288,506.48	1,288,506.48	0.00
MB06-MBIA Toll Rd. Operations	AR-0019	State Pool		11/01/08	Open	2000	None	2000	0.1771	0.1771	1.000000	3,143,377.27	3,143,377.27	0.00	1.000000	43,956,319.60	43,956,319.60	0.00
TT00-TX TERM General	AR-0022	State Pool		11/01/08	Open	2005	None	2005	0.1200	0.1200	1.000000	10,006,437.87	10,006,437.87	0.00	1.000000	1,071.36	1,071.36	0.00
TT02-TX TERM Toll Rd. Operation	AR-0024	State Pool		11/01/08	Open	2005	None	2005	0.1200	0.1200	0.000000	0.00	0.00	0.00	1.000000	1,070.14	1,070.14	0.00
TT04-TX TERM Road & Bridge	AR-0026	State Pool		11/01/08	Open	2005	None	2005	0.1200	0.1200	1.000000	10,463.28	10,463.28	0.00	1.000000	1,068.19	1,068.19	0.00
TT05-TX TERM Drainage	AR-0027	State Pool		11/01/08	Open	2005	None	2005	0.1200	0.1200	1.000000	109,774.61	109,774.61	0.00	1.000000	354.37	354.37	0.00
LOG1-Logic- General	AR-0028	State Pool		11/10/08	Open	200	None	200	0.1890	0.1890	1.000000	10,000,000.00	10,000,000.00	0.00	1.000000	20,741,400.94	20,741,400.94	0.00
LOG2-Logic-Toll Rd.Operations	AR-0029	State Pool		11/10/08	Open	200	None	200	0.1890	0.1890	1.000000	2,000,000.00	2,000,000.00	0.00	1.000000	35,099,794.52	35,099,794.52	0.00
LOG5-Logic-Drainage	AR-0032	State Pool		11/10/08	Open	200	None	200	0.1890	0.1890	1.000000	500,000.00	500,000.00	0.00	1.000000	2,521,771.59	2,521,771.59	0.00
LOG8-Logic-Road & Bridge	AR-0035	State Pool		11/10/08	Open	200	None	200	0.1890	0.1890	1.000000	1,000,000.00	1,000,000.00	0.00	1.000000	2,521,772.04	2,521,772.04	0.00
MB12-MBIA ESD 100 AGREEMENT	AR-0041	State Pool		08/31/16	Open	2000	None	2000	0.1771	0.1771	1.000000	3,900,000.00	3,900,000.00	0.00	1.000000	1,989,000.37	1,989,000.37	0.00
MB14-MBIA GR PARKWAY OPERATIONS	AR-0043	State Pool		08/31/16	Open	2000	None	2000	0.1771	0.1771	1.000000	8,500,000.00	8,500,000.00	0.00	1.000000	24,888,981.85	24,888,981.85	0.00
MB17 - SR LIEN BOND 2016	AR-0046	State Pool		12/09/16	Open	2000	None	2000	0.1771	0.1771	1.000000	35,000,000.00	35,000,000.00	0.00	1.000000	8,014,814.14	8,014,814.14	0.00
LO10-LOGIC-COUNTY'S CARE ACT	AR-0047	State Pool		05/12/20	Open	200	None	200	0.1890	0.1890	1.000000	67,000,000.00	67,000,000.00	0.00	1.000000	57,128,413.41	57,128,413.41	0.00
MB18-MBIA COUNTY'S CARES ACT	AR-0048	State Pool		05/12/20	Open	2000	None	2000	0.1771	0.1771	1.000000	67,000,000.00	67,000,000.00	0.00	1.000000	19,099,166.09	19,099,166.09	0.00
MB19-MBIA FBC ASSIST. DIST. #2	AR-0049	State Pool		05/13/20	Open	2000	None	2000	0.1771	0.1771	1.000000	2,500,000.00	2,500,000.00	0.00	1.000000	2,504,629.47	2,504,629.47	0.00
MB20- MBIA FBC ASSIST. DIST. #4	AR-0050	State Pool		05/13/20	Open	2000	None	2000	0.1771	0.1771	1.000000	1,250,000.00	1,250,000.00	0.00	1.000000	1,252,314.71	1,252,314.71	0.00
MB21-MBIA FBC ASSIST. DIST. #6	AR-0051	State Pool		05/13/20	Open	2000	None	2000	0.1771	0.1771	1.000000	2,000,000.00	2,000,000.00	0.00	1.000000	2,003,703.60	2,003,703.60	0.00
MB22-MBIA FBC ASSIST. DIST. #9	AR-0052	State Pool		05/13/20	Open	2000	None	2000	0.1771	0.1771	1.000000	1,000,000.00	1,000,000.00	0.00	0.000000	0.00	0.00	0.00
MB23-MBIA JUVENILE	AR-0053	State Pool		05/13/20	Open	2000	None	2000	0.1771	0.1771	1.000000	8,000,000.00	8,000,000.00	0.00	1.000000	2,511,106.49	2,511,106.49	0.00
MB25-MBIA DRAINAGE DEBT SERVICE	AR-0055	State Pool		05/13/20	Open	2000	None	2000	0.1771	0.1771	1.000000	1,000,000.00	1,000,000.00	0.00	1.000000	1,001,851.73	1,001,851.73	0.00
MB26-FACILITIES BOND 2018	AR-0056	State Pool		05/13/20	Open	2000	None	2000	0.1771	0.1771	1.000000	14,000,000.00	14,000,000.00	0.00	1.000000	14,025,924.84	14,025,924.84	0.00
MB27-MBIA TX HERITAGE PARKWAY	AR-0057	State Pool		05/13/20	Open	2000	None	2000	0.1771	0.1771	1.000000	17,000,000.00	17,000,000.00	0.00	1.000000	4,030,091.40	4,030,091.40	0.00
<b>State Pool Total</b>									<b>0.1822</b>	<b>0.1822</b>	<b>1.000000</b>	<b>276,418,627.31</b>	<b>276,418,627.31</b>	<b>0.00</b>	<b>1.000000</b>	<b>274,128,242.48</b>	<b>274,128,242.48</b>	<b>0.00</b>
<b>Investment Total</b>									<b>0.2085</b>	<b>0.2085</b>	<b>1.000000</b>	<b>288,924,204.97</b>	<b>288,924,204.97</b>	<b>0.00</b>	<b>1.000000</b>	<b>447,643,947.32</b>	<b>447,643,947.32</b>	<b>0.00</b>

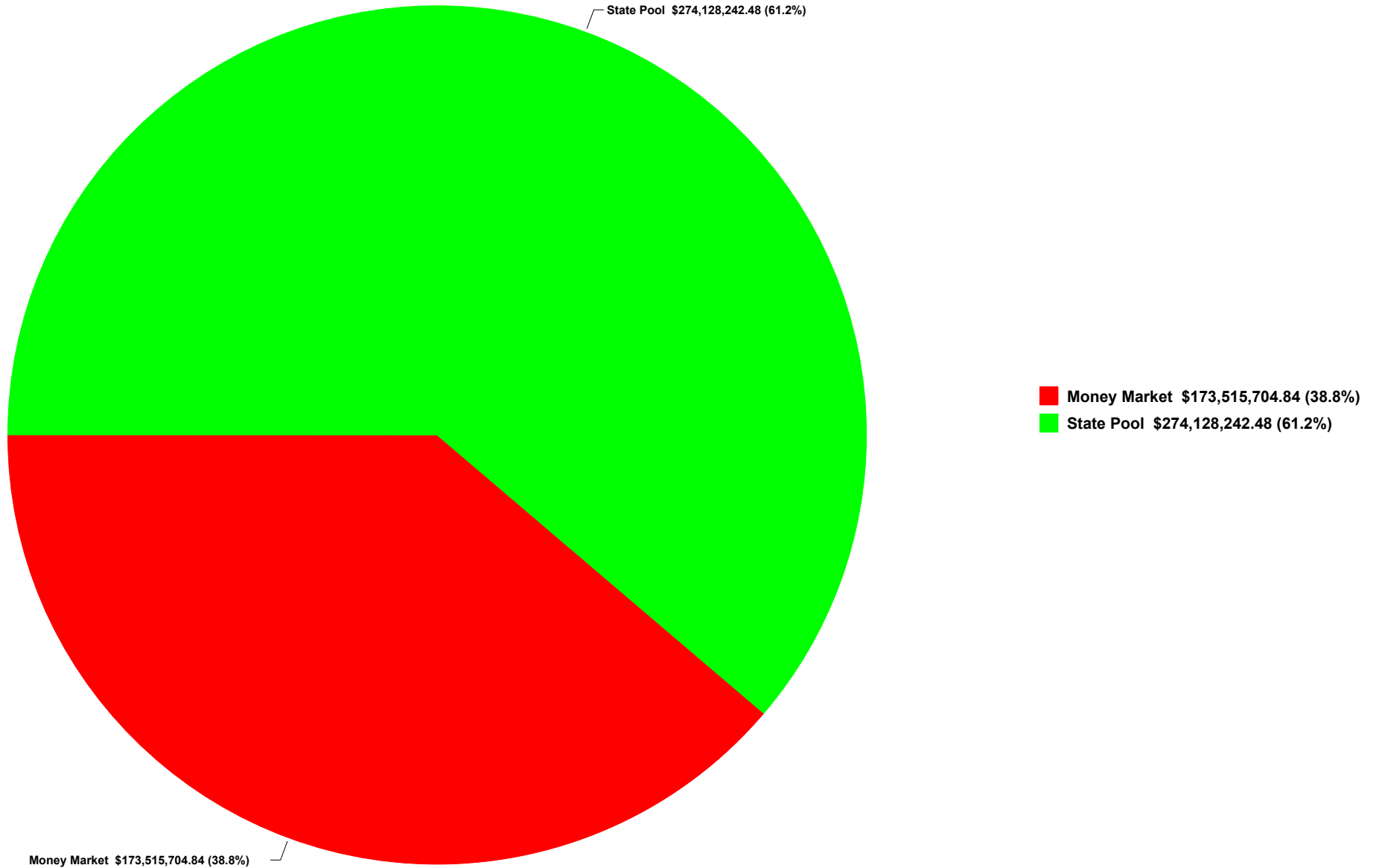


# Open Investments

## Ft. Bend County

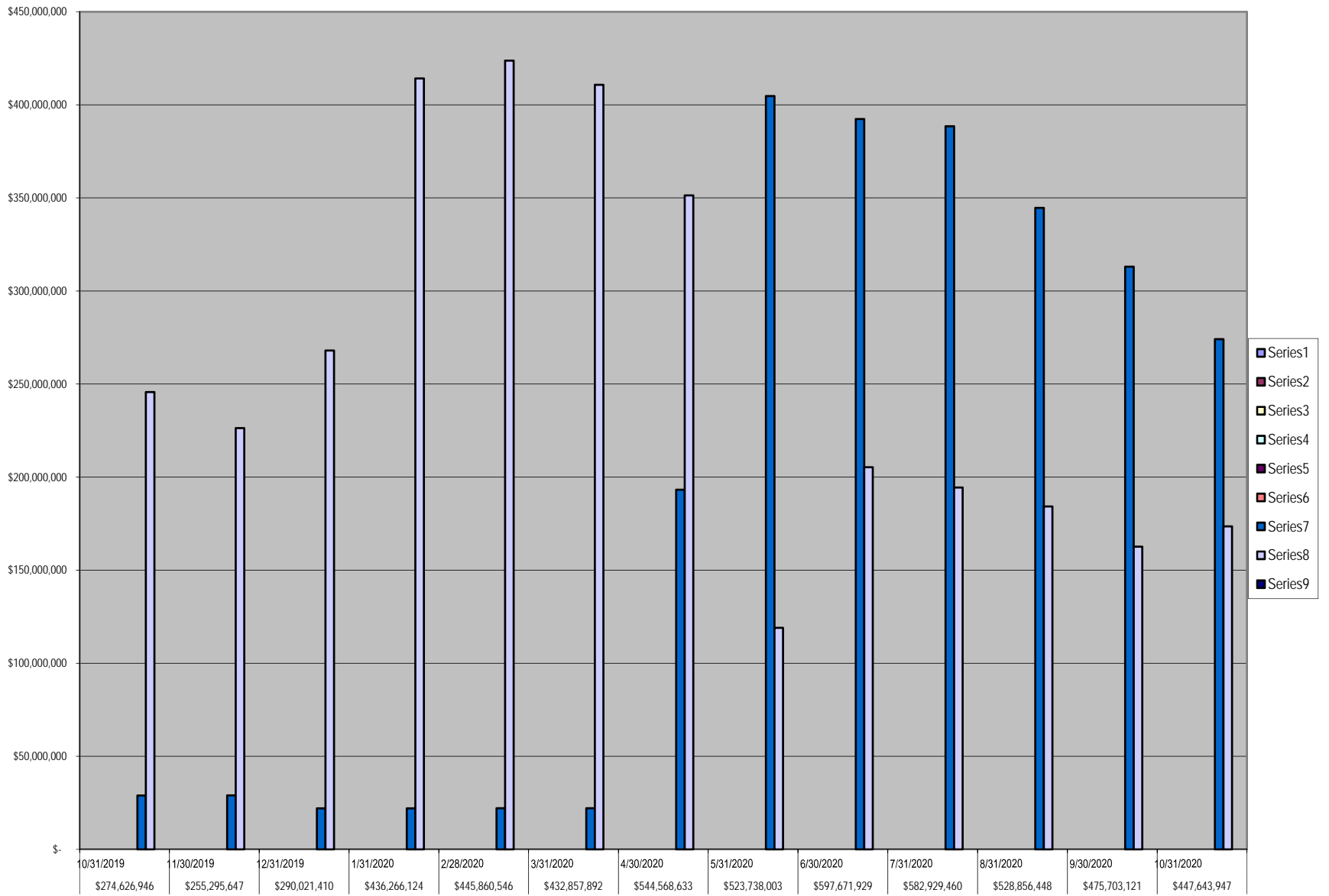
Effective Interest - Actual Life  
Receipts in Period  
10/31/20

Showing Ending Par Val/Shares: \$447,643,947.32



## FBC INVESTMENT TRAILING 12 MONTHS

Open		FARMERS									FNMA		Prosperity	Prosperity -
Investments		MAC DN	FFCB	FHLB	FHLMC	FNMA	FNMA	DISCOUNT	NOTE	State Pool	Money Market	Invst. Acct.		
\$ 274,626,946	10/31/2019	\$ -	\$ -	\$ -	\$ -	\$ -	\$ -	\$ -	\$ -	\$ 28,933,730	\$ 245,693,216	\$ -		
\$ 255,295,647	11/30/2019	\$ -	\$ -	\$ -	\$ -	\$ -	\$ -	\$ -	\$ -	\$ 28,979,406	\$ 226,316,241	\$ -		
\$ 290,021,410	12/31/2019	\$ -	\$ -	\$ -	\$ -	\$ -	\$ -	\$ -	\$ -	\$ 22,017,480	\$ 268,003,930	\$ -		
\$ 436,266,124	1/31/2020	\$ -	\$ -	\$ -	\$ -	\$ -	\$ -	\$ -	\$ -	\$ 22,051,886	\$ 414,214,238	\$ -		
\$ 445,860,546	2/28/2020	\$ -	\$ -	\$ -	\$ -	\$ -	\$ -	\$ -	\$ -	\$ 22,082,825	\$ 423,777,721	\$ -		
\$ 432,857,892	3/31/2020	\$ -	\$ -	\$ -	\$ -	\$ -	\$ -	\$ -	\$ -	\$ 22,110,095	\$ 410,747,797	\$ -		
\$ 544,568,633	4/30/2020	\$ -	\$ -	\$ -	\$ -	\$ -	\$ -	\$ -	\$ -	\$ 193,238,431	\$ 351,330,202	\$ -		
\$ 523,738,003	5/31/2020	\$ -	\$ -	\$ -	\$ -	\$ -	\$ -	\$ -	\$ -	\$ 404,698,430	\$ 119,039,573	\$ -		
\$ 597,671,929	6/30/2020	\$ -	\$ -	\$ -	\$ -	\$ -	\$ -	\$ -	\$ -	\$ 392,395,341	\$ 205,276,588	\$ -		
\$ 582,929,460	7/31/2020	\$ -	\$ -	\$ -	\$ -	\$ -	\$ -	\$ -	\$ -	\$ 388,541,826	\$ 194,387,634	\$ -		
\$ 528,856,448	8/31/2020	\$ -	\$ -	\$ -	\$ -	\$ -	\$ -	\$ -	\$ -	\$ 344,641,682	\$ 184,214,766	\$ -		
\$ 475,703,121	9/30/2020	\$ -	\$ -	\$ -	\$ -	\$ -	\$ -	\$ -	\$ -	\$ 313,084,724	\$ 162,618,397	\$ -		
\$ 447,643,947	10/31/2020	\$ -	\$ -	\$ -	\$ -	\$ -	\$ -	\$ -	\$ -	\$ 274,128,242	\$ 173,515,705	\$ -		



**Wendt, Sandra**

---

**From:** Laura Turner (111) <Laura.Turner@prosperitybankusa.com>  
**Sent:** Monday, October 5, 2020 9:08 AM  
**To:** Elster, Melissa; Brogdon, Jennifer; Segura, Maria; Wendt, Sandra; Surratt, Carrie  
**Subject:** October interest rate

Good morning,

The rate for the October will be 0.25% on all accounts.

***Laura Turner***

*Assistant Vice President*

*Lending Assistant*

*Prosperity Bank*

*Sugar Land Banking Center*

*14060 Southwest Freeway, Sugar Land TX 77478*

*Phone: 281-269-7200*

*Direct: 281-269-7254*

*Fax: 281-269-7108*

*Shoretel: 37254*

*Email: [Laura.Turner@ProsperityBankUSA.com](mailto:Laura.Turner@ProsperityBankUSA.com)*

*NYSE: PB*

***Handy information should the need arise.....***

**281-242-4762** *Fastline*

**1.866.985.2273** *To Activate & Pin your Debit Card*

**1.800.684.2132** *Report your card Lost/Stolen ATM/Debit Card*

**1.800.531.1401** *Customer Service Center Mon-->Fri. 7am-7pm & Sat. 9am-5pm (can also assist with debit card issues).*



*Please consider the environment before printing this e-mail - think Green*



This transmission may contain information that is privileged, confidential and or exempt from disclosure under applicable law. If you are not the intended recipient, you are hereby notified that any disclosure, copying, distribution or use of the information contained herein (including any reliance thereon) is STRICTLY PROHIBITED. If you received this transmission in error, please immediately contact the sender and destroy the material in its entirety, whether in electronic or hard copy format. Thank you.

**CAUTION:** This email originated from **outside** of the organization. '[Laura.Turner@prosperitybankusa.com](mailto:Laura.Turner@prosperitybankusa.com)' **Do not click** links, open attachments, or respond unless you recognize the sender and know the content is safe. Please forward suspicious emails to the **IT Service Desk**.



**Texas CLASS**

Texas CLASS AVERAGE MONTHLY YIELD: 0.1771%

Date	Dividend Rate	Daily Yield
10/01/2020	0.000005991	0.2193%
10/02/2020	0.000017490	0.2134%
10/03/2020	0.000000000	0.2134%
10/04/2020	0.000000000	0.2134%
10/05/2020	0.000005878	0.2151%
10/06/2020	0.000005674	0.2077%
10/07/2020	0.000005331	0.1951%
10/08/2020	0.000005057	0.1851%
10/09/2020	0.000020230	0.1851%
10/10/2020	0.000000000	0.1851%
10/11/2020	0.000000000	0.1851%
10/12/2020	0.000005057	0.1851%
10/13/2020	0.000004784	0.1751%
10/14/2020	0.000004785	0.1751%
10/15/2020	0.000004784	0.1751%
10/16/2020	0.000013620	0.1661%
10/17/2020	0.000000000	0.1662%
10/18/2020	0.000000000	0.1662%
10/19/2020	0.000004510	0.1651%
10/20/2020	0.000004376	0.1602%
10/21/2020	0.000004343	0.1589%
10/22/2020	0.000004407	0.1613%
10/23/2020	0.000013128	0.1602%
10/24/2020	0.000000000	0.1602%
10/25/2020	0.000000000	0.1602%
10/26/2020	0.000004310	0.1577%
10/27/2020	0.000004258	0.1559%
10/28/2020	0.000004265	0.1561%
10/29/2020	0.000004279	0.1566%
10/30/2020	0.000008520	0.1559%
10/31/2020	0.000000000	0.1559%

Tel: (800) 707-6242

<https://www.texasclass.com/>

**Current Rates:**

***October 31, 2020***

**Current Yield<sup>1</sup>**

**0.11%**

**Historical Rates**

**Monthly Distribution Yields<sup>2</sup>**

	<u>2010</u>	<u>2011</u>	<u>2012</u>	<u>2013</u>	<u>2014</u>	<u>2015</u>	<u>2016</u>	<u>2017</u>	<u>2018</u>	<u>2019</u>	<u>2020</u>
<b>January</b>	<b>0.17%</b>	<b>0.14%</b>	<b>0.08%</b>	<b>0.12%</b>	<b>0.04%</b>	<b>0.07%</b>	<b>0.35%</b>	<b>0.58%</b>	<b>1.34%</b>	<b>2.40%</b>	<b>1.61%</b>
<b>February</b>	<b>0.17%</b>	<b>0.17%</b>	<b>0.10%</b>	<b>0.10%</b>	<b>0.04%</b>	<b>0.08%</b>	<b>0.39%</b>	<b>0.59%</b>	<b>1.40%</b>	<b>2.40%</b>	<b>1.58%</b>
<b>March</b>	<b>0.18%</b>	<b>0.14%</b>	<b>0.10%</b>	<b>0.10%</b>	<b>0.04%</b>	<b>0.09%</b>	<b>0.41%</b>	<b>0.66%</b>	<b>1.50%</b>	<b>2.41%</b>	<b>1.20%</b>
<b>April</b>	<b>0.19%</b>	<b>0.10%</b>	<b>0.10%</b>	<b>0.08%</b>	<b>0.04%</b>	<b>0.09%</b>	<b>0.42%</b>	<b>0.75%</b>	<b>1.65%</b>	<b>2.42%</b>	<b>0.83%</b>
<b>May</b>	<b>0.19%</b>	<b>0.09%</b>	<b>0.12%</b>	<b>0.08%</b>	<b>0.04%</b>	<b>0.09%</b>	<b>0.43%</b>	<b>0.76%</b>	<b>1.75%</b>	<b>2.41%</b>	<b>0.41%</b>
<b>June</b>	<b>0.21%</b>	<b>0.09%</b>	<b>0.13%</b>	<b>0.05%</b>	<b>0.04%</b>	<b>0.09%</b>	<b>0.44%</b>	<b>0.85%</b>	<b>1.85%</b>	<b>2.41%</b>	<b>0.24%</b>
<b>July</b>	<b>0.23%</b>	<b>0.06%</b>	<b>0.13%</b>	<b>0.05%</b>	<b>0.05%</b>	<b>0.10%</b>	<b>0.45%</b>	<b>0.96%</b>	<b>1.96%</b>	<b>2.38%</b>	<b>0.22%</b>
<b>August</b>	<b>0.24%</b>	<b>0.08%</b>	<b>0.13%</b>	<b>0.05%</b>	<b>0.06%</b>	<b>0.11%</b>	<b>0.47%</b>	<b>1.00%</b>	<b>1.99%</b>	<b>2.21%</b>	<b>0.16%</b>
<b>September</b>	<b>0.21%</b>	<b>0.07%</b>	<b>0.13%</b>	<b>0.05%</b>	<b>0.06%</b>	<b>0.13%</b>	<b>0.50%</b>	<b>1.03%</b>	<b>2.03%</b>	<b>2.15%</b>	<b>0.14%</b>
<b>October</b>	<b>0.19%</b>	<b>0.07%</b>	<b>0.13%</b>	<b>0.04%</b>	<b>0.06%</b>	<b>0.15%</b>	<b>0.47%</b>	<b>1.05%</b>	<b>2.15%</b>	<b>1.97%</b>	<b>0.12%</b>
<b>November</b>	<b>0.17%</b>	<b>0.08%</b>	<b>0.13%</b>	<b>0.04%</b>	<b>0.06%</b>	<b>0.15%</b>	<b>0.45%</b>	<b>1.09%</b>	<b>2.21%</b>	<b>1.74%</b>	
<b>December</b>	<b>0.15%</b>	<b>0.11%</b>	<b>0.13%</b>	<b>0.04%</b>	<b>0.07%</b>	<b>0.23%</b>	<b>0.50%</b>	<b>1.21%</b>	<b>2.32%</b>	<b>1.66%</b>	

**Call Toll-Free  
1-866-TEX-TERM**

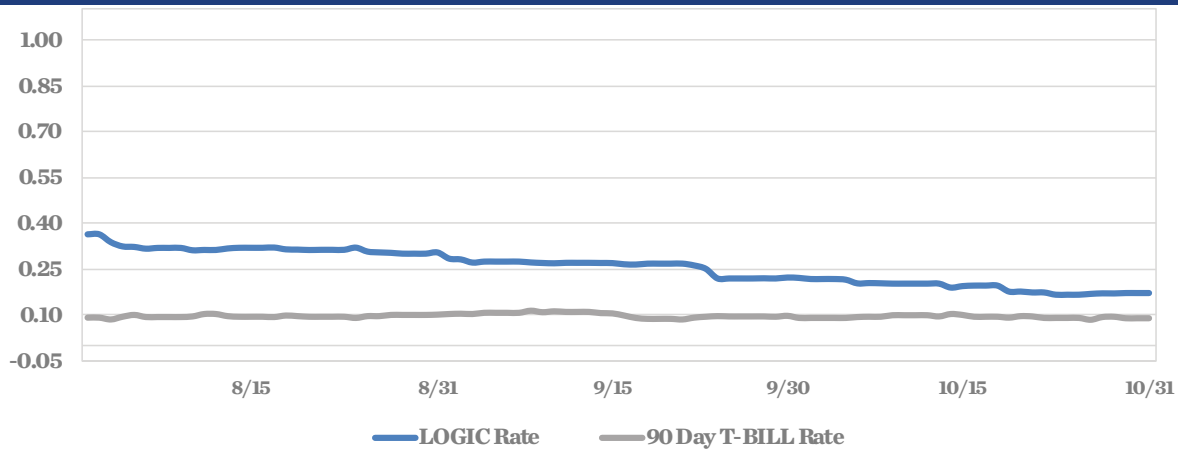
*Past performance is not indicative of future results and yields may vary.*

(1) The current yield, which is also known as the current annualized yield or current seven-day yield, represents the net change, exclusive of capital changes and income other than investment income, in the value of a hypothetical account with a balance of one share (normally \$1.00 per share) over a seven-day base period expressed as a percentage of the value of one share at the beginning of the seven-day period. This resulting net change in account value is then annualized by multiplying it by 365 and dividing the result by 7. The yields shown may reflect fee waivers by service providers that subsidize and reduce the total operating expenses of the TexasDAILY portfolio. Portfolio yields would be lower if there were no such waivers.

(2) The monthly distribution yield represents the sum of a month's one-day allocation factors divided by the number of days in that month, and multiplied by 365. The yields shown may reflect fee waivers by service providers that subsidize and reduce the total operating expenses of the TexasDAILY portfolio. Portfolio yields would be lower if there were no such waivers.

*This information is for institutional investor use only, not for further distribution to retail investors, and does not represent an offer to sell or a solicitation of an offer to buy or sell any fund or other security. Investors should consider the Pool's investment objectives, risks, charges and expenses before investing. This and other information about the Pool is available in the Pool's Information Statement, which should be read carefully before investing. A copy of the Pool's Information Statement may be obtained by calling 1-866-839-8376 or is available on the Pool's website at [www.texasterm.net](http://www.texasterm.net). While TexasDAILY seeks to maintain a stable net asset value of \$1.00 per share and TexasTERM seeks to achieve a net asset value of \$1.00 per share at its stated maturity, it is possible to lose money investing in the Pool. An investment in the Pool is not insured or guaranteed by the Federal Deposit Insurance Corporation or any other government agency. Shares of the Pool are distributed by **PFM Fund Distributors, Inc.**, member Financial Industry Regulatory Authority (FINRA) ([www.finra.org](http://www.finra.org)) and Securities Investor Protection Corporation (SIPC) ([www.sipc.org](http://www.sipc.org)). PFM Fund Distributors, Inc. is a wholly owned subsidiary of PFM Asset Management LLC.*

## LOGIC VERSUS 90-DAY TREASURY BILL



This material is for information purposes only. This information does not represent an offer to buy or sell a security. The above rate information is obtained from sources that are believed to be reliable; however, its accuracy or completeness may be subject to change. The LOGIC management fee may be waived in full or in part at the discretion of the LOGIC co-administrators and the LOGIC rate for the period shown reflects waiver of fees. This table represents historical investment performance/return to the customer, net of fees, and is not an indication of future performance. An investment in the security is not insured or guaranteed by the Federal Deposit Insurance Corporation or any other government agency. Although the issuer seeks to preserve the value of an investment of \$1.00 per share, it is possible to lose money by investing in the security. Information about these and other program details are in the fund's Information Statement which should be read carefully before investing. The yield on the 90-Day Treasury Bill ("T-Bill Yield") is shown for comparative purposes only. When comparing the investment returns of the LOGIC pool to the T-Bill Yield, you should know that the LOGIC pool consists of allocations of specific diversified securities as detailed in the respective Information Statements. The T-Bill Yield is taken from Bloomberg Finance L.P. and represents the daily closing yield on the then current 90-Day T-Bill. The LOGIC yield is calculated in accordance with regulations governing the registration of open-end management investment companies under the Investment Company Act of 1940 as promulgated from time to time by the federal Securities and Exchange Commission.

## DAILY SUMMARY FOR OCTOBER 2020

DATE	MNY MKT FUND EQUIV. [SEC Std.]	DAILY ALLOCATION FACTOR	INVESTED BALANCE	MARKET VALUE PER SHARE	WAM DAYS (1)*	WAL DAYS (2)*
10/1/2020	0.2194%	0.000006012	\$8,311,393,243.14	1.000308	53	81
10/2/2020	0.2158%	0.000005913	\$8,305,009,859.86	1.000295	54	83
10/3/2020	0.2158%	0.000005913	\$8,305,009,859.86	1.000295	54	83
10/4/2020	0.2158%	0.000005913	\$8,305,009,859.86	1.000295	54	83
10/5/2020	0.2136%	0.000005852	\$8,275,585,403.50	1.000260	58	87
10/6/2020	0.2016%	0.000005523	\$8,168,379,343.88	1.000262	59	87
10/7/2020	0.2026%	0.000005551	\$8,148,537,710.83	1.000261	59	87
10/8/2020	0.2019%	0.000005532	\$8,154,548,013.50	1.000258	58	86
10/9/2020	0.2008%	0.000005500	\$8,175,955,861.28	1.000243	55	83
10/10/2020	0.2008%	0.000005500	\$8,175,955,861.28	1.000243	55	83
10/11/2020	0.2008%	0.000005500	\$8,175,955,861.28	1.000243	55	83
10/12/2020	0.2008%	0.000005500	\$8,175,955,861.28	1.000243	55	83
10/13/2020	0.2008%	0.000005501	\$8,167,567,245.92	1.000253	56	82
10/14/2020	0.1879%	0.000005147	\$8,157,243,971.22	1.000250	56	83
10/15/2020	0.1927%	0.000005280	\$8,063,627,087.38	1.000246	58	85
10/16/2020	0.1944%	0.000005326	\$8,016,147,760.59	1.000233	56	83
10/17/2020	0.1944%	0.000005326	\$8,016,147,760.59	1.000233	56	83
10/18/2020	0.1944%	0.000005326	\$8,016,147,760.59	1.000233	56	83
10/19/2020	0.1748%	0.000004789	\$8,024,632,134.21	1.000239	56	82
10/20/2020	0.1750%	0.000004795	\$8,017,259,515.69	1.000239	56	82
10/21/2020	0.1720%	0.000004713	\$8,018,249,235.66	1.000238	56	82
10/22/2020	0.1720%	0.000004711	\$7,994,247,678.50	1.000235	57	81
10/23/2020	0.1647%	0.000004511	\$8,168,683,912.95	1.000217	54	78
10/24/2020	0.1647%	0.000004511	\$8,168,683,912.95	1.000217	54	78
10/25/2020	0.1647%	0.000004511	\$8,168,683,912.95	1.000217	54	78
10/26/2020	0.1674%	0.000004586	\$8,095,468,141.53	1.000225	54	77
10/27/2020	0.1691%	0.000004633	\$8,103,549,367.80	1.000221	55	77
10/28/2020	0.1688%	0.000004626	\$8,048,092,765.26	1.000221	55	77
10/29/2020	0.1701%	0.000004659	\$8,035,215,497.96	1.000215	55	78
10/30/2020	0.1701%	0.000004660	\$7,959,523,563.85	1.000203	54	77
10/31/2020	0.1701%	0.000004660	\$7,959,523,563.85	1.000203	54	77
<b>Average</b>	<b>0.1890%</b>	<b>0.000005177</b>	<b>\$8,125,031,984.81</b>		<b>56</b>	<b>82</b>

Prosperity Bank  
Money Market Accounts  
October 31, 2020

FUND	DESCRIPTION	BEGINNING BALANCE	DEPOSITS	WITH- DRAWALS	INTEREST	ENDING BALANCE
100	General Operating	50,964,758.64	59,805,499.29	67,974,972.64	9,097.85	42,804,383.14
150	Juvenile Operations	2,155,248.42	15,828,060.93	3,285,060.56	3,278.84	14,701,527.63
155	Road & Bridge	1,963,347.70	5,351,585.82	4,251,690.14	653.39	3,063,896.77
160	Drainage District	1,880,792.29	5,005,515.88	4,767,239.40	745.40	2,119,814.17
165	Lateral Road	1,186,837.34	66,631.29	-	459.46	1,253,928.09
170	Statue Restoration	4,612.04	-	-	0.99	4,613.03
175	City Water Assistance	4,321.79	-	2,419.54	0.63	1,902.88
185	Entex Contributions	4.71	-	-	-	4.71
190	H L & P Assistance	23,203.48	-	295.91	4.99	22,912.56
195	County Law Library	1,347,817.92	37,717.16	70,119.59	287.53	1,315,703.02
200	Law Enforcement Academy	439,610.25	3,870.00	2,632.23	95.32	440,943.34
205	Surface Water Supply Corp.	8,335.44	-	-	1.80	8,337.24
206	Industrial Development Corp	35,683.55	-	-	7.69	35,691.24
207	FBC Historical Commission	5,192.44	-	-	1.12	5,193.56
215	Library Donations	117,562.53	25.00	9,175.99	33.99	108,445.53
225	FBC Asset Forfeiture-Task-State	725,118.68	130,430.59	16,291.72	177.94	839,435.49
235	Probate Court Training	139,838.81	1,205.00	-	41.83	141,085.64
245	Alert Program-Juvenile	55,713.57	-	-	14.30	55,727.87
255	D A Asset Forfeiture-Fed.	55.43	-	-	0.01	55.44
265	Gus George Memorial	4,688.17	-	-	1.01	4,689.18
275	D A Special Fund Run	9,977.78	-	1,829.00	1.93	8,150.71
280	Co.Atty.Supplemental Salary	214,453.22	84,000.00	6,184.66	83.50	292,352.06
290	VIT Interest (Tax Coll)	106,296.65	2,415.52	-	32.16	108,744.33
300	FBC Elections	486,169.15	-	34,152.73	100.89	452,117.31
305	FBC Asset Forfeiture-Task-Fed.	41,547.41	15.92	946.29	8.84	40,625.88
310	Sheriff Ofc/Forfeiture-Assets-St.	856,135.73	-	1,011.36	289.72	855,414.09
315	Sheriff Ofc/Forfeiture-Assets-Fed.	198,449.34	-	3,419.47	58.43	195,088.30
320	Constable Pct. 2 F/A	24.07	-	-	0.01	24.08
322	Constable Pct 3 F/A	4,830.22	-	-	1.04	4,831.26
324	Constable Pct 1 F/A	0.76	-	-	-	0.76
332	Fire Marshal St. Ass't. Forfeiture	702.94	-	-	0.15	703.09
335	DA Asset Forfeiture.-State	630,595.56	483.27	13,325.52	134.80	617,888.11
360	Law Enforcement Training	297,869.77	-	-	100.84	297,970.61
390	Child Protective Service IV-E	193,584.73	282.24	3,945.50	57.06	189,978.53



Prosperity Bank  
Money Market Accounts  
October 31, 2020

402	Hope 3 Program Sales	60.94	-	-	0.01	60.95
410	Child Support IVD Reimb.	342,544.74	1,418.29	-	116.00	344,079.03
415	Local Law Enf.Block Grant	81,848.79	-	20,895.47	18.04	60,971.36
440	Supervision	4,179,242.78	261,404.08	543,551.53	878.63	3,897,973.96
470	FBC Assist District #16	3,136.22	1,810.01	-	0.89	4,947.12
474	FBC Assist District #20	11,526.57	6,916.72	-	3.29	18,446.58
600/605	Debt Service Account	1,344,167.71	2,575,528.61	583,414.51	615.98	3,336,897.79
610	Drainage Debt Service	254,729.93	237.87	-	54.96	255,022.76
750	Mission Bend/Four Corners	453,793.52	-	1,092.00	97.80	452,799.32
756	2018 Facilities Bond Projects	3,331,835.86	7,112.21	415,884.22	691.58	2,923,755.43
760	2020 Facilities Bond Projects	9,760,475.10	13,409.00	2,177,363.20	1,787.04	7,598,307.94
762	2020 Mobility Projects	34,287,823.06	1,364,695.71	4,618,976.70	6,959.01	31,040,501.08
766	2020 Mobility - Tx Heritage Pkwy	2,183,686.99	8,000,000.00	5,239,699.62	677.44	4,944,664.81
802	Sr. Lien Toll Rd Rev Bonds 2016	2,728,123.37	-	2,038.95	587.87	2,726,672.29
805	Grand Pkwy Toll RD Rev Bond	3,670,259.31	-	-	1,393.00	3,671,652.31
810	Toll Road Operations	6,410,581.06	4,898,093.20	207,365.92	1,808.09	11,103,116.43
815	Grand Pkwy Toll Road Ops	5,272,946.13	5,497,113.08	2,189,436.57	1,475.74	8,582,098.38
990	County's Cares Act	6,559,927.36	10,318,461.08	12,376,283.85	1,383.66	4,503,488.25
TREA	Treasurer's Account	3,407,154.79	14,129,135.85	17,155,681.78	243.01	380,851.87
INVE	FBC Investment Account	-	3,000,537.46	3,000,537.38	-	0.08
850M	Boon-Chapman Medical	1,293,420.61	4,000,254.15	3,043,561.99	342.53	2,250,455.30
850D	Boon-Chapman Dental	968,942.85	145.90	183,311.08	188.36	785,966.03
882	Boon-Chapman 125	286,597.40	68,321.88	45,506.79	62.61	309,475.10
884	Fee Officer's Account	2,675,341.46	2,347,230.10	2,068,989.27	-	2,953,582.29
912	JP Credit Card Processing	27,499.56	287,408.10	264,466.26	9.73	50,451.13
908	EMS Credit Card Processing	18,842.71	22,287.80	26,618.99	3.89	14,515.41
DACC	D A Credit Card Processing	5,854.77	14,487.93	11,397.05	1.66	8,947.31
PTCC	Public Transportation Credit Cards	330.15	4,822.46	4,017.85	0.26	1,135.02
CSCC	CSCD Credit Card	218,323.93	239,421.85	250,386.45	34.59	207,393.92
LBCC	Library Credit Card	1,684.16	1,797.55	3,306.37	0.22	175.56
JUCC	Juvenile Credit Card	220.15	1,661.76	1,704.51	0.08	177.48
SOCC	Sheriff Credit Card	23,710.60	26,806.27	26,286.87	3.73	24,233.73
TRCC	Toll Road Permit Credit Card	4,664.84	1,476.15	5,253.07	0.72	888.64
130	Assistant Dist Number 1	354,359.93	3,111,008.89	2,183,175.00	159.73	1,282,353.55
131	Assistant Dist Number 2	1,568,386.93	149,258.72	2,000.00	361.44	1,716,007.09

Prosperity Bank  
Money Market Accounts  
October 31, 2020

133	Assistant Dist Number 4	577,397.86	25,178.60	1,500.00	128.33	601,204.79
134	Assistant Dist Number 5	280,758.82	5,713.59	500.00	61.39	286,033.80
135	Assistant Dist Number 6	913,845.13	108,935.21	6,805.45	213.63	1,016,188.52
136	Assistant Dist Number 7	752,703.02	108,117.45	2,300.00	174.67	858,695.14
137	Assistant Dist Number 8	72,332.28	2,335.83	-	15.87	74,683.98
138	Assistant Dist Number 9	558,152.55	1,061,537.24	-	257.29	1,619,947.08
139	Assistant Dist Number 10	539,362.67	37,327.21	39,200.00	118.69	537,608.57
140	Assistant Dist Number 11	863,205.67	62,565.26	8,000.00	195.34	917,966.27
145	Emergency Svc Dist 100	2,109,031.40	-	15,120.54	452.33	2,094,363.19
CCCA	Non Fee Officer CC Clearing Acct	92,860.25	153,864.04	210,651.04	10.36	36,083.61
JPMT	Juror Payments	9,250.70	11,428.00	1,429.48	3.90	19,253.12
EPEC	Engineering Permitting E-Check	6,511.84	3,480.00	6,211.84	1.40	3,781.40
JE11	JP 1-1 E-Filing	204.25	7,093.50	6,557.75	0.27	740.27
JE12	JP 1-2 E-Filing	314.69	5,053.50	4,960.19	0.15	408.15
JE02	JP 2 E-Filing	5,202.78	14,291.00	18,200.78	0.49	1,293.49
JE03	JP 3 E-Filing	473.73	14,984.50	13,764.23	0.42	1,694.42
JE04	JP #4 E-Filing	1,364.29	12,083.00	11,933.54	0.34	1,514.09
	<b>Total</b>	<b>162,618,396.74</b>	<b>148,303,988.52</b>	<b>137,444,050.34</b>	<b>37,369.92</b>	<b>173,515,704.84</b>