


**Investment Report**  
**Ft. Bend County**  
**10/01/14 - 10/31/14**

1

This report summarizes the investment position of Ft. Bend County for the period 10/01/14 to 10/31/14.

	09/30/14	10/31/14
Book Value	185,505,578.29	165,484,744.21
Market Value	185,505,578.29	165,484,744.21
Par Value	185,505,578.29	165,484,744.21
Change in Market Value		0.00
Weighted Average Maturity (in Days)	1	1
Weighted Average Yield-to-Maturity of Portfolio	0.4979%	0.4981%
Yield-to-Maturity of	0.0000%	0.0000%
Accrued Interest		0.00

This report is presented in accordance with the Texas Government Code Title 10 Section 2256.023. The below signed hereby certify that, to the best of their knowledge on the date this report was created, Ft. Bend County is in compliance with the provisions of Government Code 2256 and with the stated policies and strategies of Ft. Bend County.



Director of Finance and Investments


December 3, 2014

# Investment Report


## Ft. Bend County

10/01/14 - 10/31/14

**Portfolio Composition - 09/30/14**



**Portfolio Composition - 10/31/14**




**Maturity Aging - 09/30/14 vs 10/31/14**



■ Previous Period ■ Current Period

**Portfolio Performance - 10/01/14 to 10/31/14**



— Portfolio — Series2

**GASB 31 Compliance**  
**Ft. Bend County**  
**Effective Interest - Actual Life**  
**Receipts in Period**  
**10/01/14 - 10/31/14**

CUSIP	Invest Number	Security Description	Purchase Date	Sale Date	Valuation Method	Yield Earned	Price Source 10/01/14	Beginning Unit Price	Par Value On 10/01/14	Reported Value 10/01/14	Purchase Cost	Sales Proceeds	Ending Unit Price	Par Value On 10/31/14	Price Source 10/31/14	Reported Value 10/31/14	Change in Fair Value	Interest	Net Investment Income
Prosperity-Money Market Accts.	AR-0009	Money Market	11/30/03	Open	Fair Value	0.3827	Manual	1.000000	184,524,101.94	184,524,101.94	0.00	19,805,219.84	1.000000	164,718,882.10	Manual	164,718,882.10	0.00	59,764.93	59,764.93
MB02-MBIA General	AR-0015	State Pool	11/01/08	Open	Fair Value	0.0954	Manual	1.000000	282,384.97	282,384.97	0.00	-22.89	1.000000	282,407.86	Manual	282,407.86	0.00	22.89	22.89
MB03-MBIA Road & Bridge	AR-0016	State Pool	11/01/08	Open	Fair Value	0.0957	Manual	1.000000	60,510.70	60,510.70	0.00	-4.92	1.000000	60,515.62	Manual	60,515.62	0.00	4.92	4.92
MB04-MBIA Drainage	AR-0017	State Pool	11/01/08	Open	Fair Value	0.0937	Manual	1.000000	43,365.48	43,365.48	0.00	-3.45	1.000000	43,368.93	Manual	43,368.93	0.00	3.45	3.45
MB06-MBIA Toll Rd. Operations	AR-0019	State Pool	11/01/08	Open	Fair Value	0.0953	Manual	1.000000	290,452.66	290,452.66	0.00	-23.52	1.000000	290,476.18	Manual	290,476.18	0.00	23.52	23.52
MB07-MBIA Fac. Construction	AR-0020	State Pool	11/01/08	Open	Fair Value	0.0000	Manual	1.000000	213,646.62	213,646.62	0.00	213,646.62	0.000000	0.00	Manual	0.00	0.00	0.00	0.00
MB08-MBIA Fld.Cont.(Big Crk)	AR-0021	State Pool	11/01/08	Open	Fair Value	0.0955	Manual	1.000000	45,383.18	45,383.18	0.00	-3.68	1.000000	45,386.86	Manual	45,386.86	0.00	3.68	3.68
TT00-TX TERM General	AR-0022	State Pool	11/01/08	Open	Fair Value	0.0584	Manual	1.000000	1,008.54	1,008.54	0.00	-0.05	1.000000	1,008.59	Manual	1,008.59	0.00	0.05	0.05
TT02-TX TERM Toll Rd. Operation	AR-0024	State Pool	11/01/08	Open	Fair Value	0.0584	Manual	1.000000	1,007.41	1,007.41	0.00	-0.05	1.000000	1,007.46	Manual	1,007.46	0.00	0.05	0.05
TT03-TX TERM Fac. Construction	AR-0025	State Pool	11/01/08	Open	Fair Value	0.0000	Manual	1.000000	1,006.12	1,006.12	0.00	1,006.12	0.000000	0.00	Manual	0.00	0.00	0.00	0.00
TT04-TX TERM Road & Bridge	AR-0026	State Pool	11/01/08	Open	Fair Value	0.0585	Manual	1.000000	1,005.57	1,005.57	0.00	-0.05	1.000000	1,005.62	Manual	1,005.62	0.00	0.05	0.05
TT05-TX TERM Drainage	AR-0027	State Pool	11/01/08	Open	Fair Value	0.0706	Manual	1.000000	333.60	333.60	0.00	-0.02	1.000000	333.62	Manual	333.62	0.00	0.02	0.02
LOG1-Logic- General	AR-0028	State Pool	11/10/08	Open	Fair Value	0.0467	Manual	1.000000	1,008.52	1,008.52	0.00	-0.04	1.000000	1,008.56	Manual	1,008.56	0.00	0.04	0.04
LOG2-Logic-Toll Rd.Operations	AR-0029	State Pool	11/10/08	Open	Fair Value	0.0464	Manual	1.000000	1,014.63	1,014.63	0.00	-0.04	1.000000	1,014.67	Manual	1,014.67	0.00	0.04	0.04
LOG3-Logic-Flood Control	AR-0030	State Pool	11/10/08	Open	Fair Value	0.0466	Manual	1.000000	1,009.81	1,009.81	0.00	-0.04	1.000000	1,009.85	Manual	1,009.85	0.00	0.04	0.04
LOG4-Logic-Facilities Const.Bnd	AR-0031	State Pool	11/10/08	Open	Fair Value	0.0000	Manual	1.000000	1,023.16	1,023.16	0.00	1,023.16	0.000000	0.00	Manual	0.00	0.00	0.00	0.00
LOG5-Logic-Drainage	AR-0032	State Pool	11/10/08	Open	Fair Value	0.0467	Manual	1.000000	1,008.30	1,008.30	0.00	-0.04	1.000000	1,008.34	Manual	1,008.34	0.00	0.04	0.04
LOG8-Logic-Road & Bridge	AR-0035	State Pool	11/10/08	Open	Fair Value	0.0467	Manual	1.000000	1,008.72	1,008.72	0.00	-0.04	1.000000	1,008.76	Manual	1,008.76	0.00	0.04	0.04
LOG9-Logic-Employee Benefits	AR-0036	State Pool	02/12/09	Open	Fair Value	0.0467	Manual	1.000000	1,008.44	1,008.44	0.00	-0.04	1.000000	1,008.48	Manual	1,008.48	0.00	0.04	0.04
MB11-MBIA EMPLOYEE BENEFITS	AR-0040	State Pool	01/07/10	Open	Fair Value	0.0958	Manual	1.000000	34,289.92	34,289.92	0.00	-2.79	1.000000	34,292.71	Manual	34,292.71	0.00	2.79	2.79
<b>Investment Total</b>						<u>0.3815</u>		<u>1.000000</u>	<u>185,505,578.29</u>	<u>185,505,578.29</u>	<u>0.00</u>	<u>20,020,834.08</u>	<u>1.000000</u>	<u>165,484,744.21</u>		<u>165,484,744.21</u>	<u>0.00</u>	<u>59,826.59</u>	<u>59,826.59</u>

**Portfolio Position**  
**Ft. Bend County**  
**Effective Interest - Actual Life**  
**Receipts in Period**  
**10/01/14 - 10/31/14**

CUSIP	Invest Number	Security Description	Purchase Date	Call Date	Par Value On 10/01/14	Par Value On 10/31/14	Market Val On 10/01/14	Market Val On 10/31/14	Purchase Cost	Sales Proceeds	Original Princ/Cost	Amor Value On 10/01/14	Amor Value On 10/31/14
<b>850 - EMPLOYEE BENEFITS</b>													
State Pool													
MB11-MBIA EMPLOYEE BENEFITS	AR-0040	State Pool	01/07/10	Open	<u>34,289.92</u>	<u>34,292.71</u>	<u>34,289.92</u>	<u>34,292.71</u>	<u>0.00</u>	<u>0.00</u>	<u>34,000.00</u>	<u>34,289.92</u>	<u>34,292.71</u>
<b>State Pool Total</b>					<u>34,289.92</u>	<u>34,292.71</u>	<u>34,289.92</u>	<u>34,292.71</u>	<u>0.00</u>	<u>0.00</u>	<u>34,000.00</u>	<u>34,289.92</u>	<u>34,292.71</u>
<b>850 - EMPLOYEE BENEFITS Total</b>					<u>34,289.92</u>	<u>34,292.71</u>	<u>34,289.92</u>	<u>34,292.71</u>	<u>0.00</u>	<u>0.00</u>	<u>34,000.00</u>	<u>34,289.92</u>	<u>34,292.71</u>
<b>810 - FBC Toll Road Operations</b>													
State Pool													
TT02-TX TERM Toll Rd. Operation	AR-0024	State Pool	11/01/08	Open	<u>0.00</u>	<u>0.00</u>	<u>0.00</u>	<u>0.00</u>	<u>0.00</u>	<u>0.00</u>	<u>0.00</u>	<u>0.00</u>	<u>0.00</u>
<b>State Pool Total</b>					<u>0.00</u>	<u>0.00</u>	<u>0.00</u>	<u>0.00</u>	<u>0.00</u>	<u>0.00</u>	<u>0.00</u>	<u>0.00</u>	<u>0.00</u>
<b>810 - FBC Toll Road Operations Total</b>					<u>0.00</u>	<u>0.00</u>	<u>0.00</u>	<u>0.00</u>	<u>0.00</u>	<u>0.00</u>	<u>0.00</u>	<u>0.00</u>	<u>0.00</u>
<b>728 - FBFCWSC BIG CREEK</b>													
State Pool													
MB08-MBIA Fld.Cont.(Big Crk)	AR-0021	State Pool	11/01/08	Open	<u>0.00</u>	<u>0.00</u>	<u>0.00</u>	<u>0.00</u>	<u>0.00</u>	<u>0.00</u>	<u>0.00</u>	<u>0.00</u>	<u>0.00</u>
<b>State Pool Total</b>					<u>0.00</u>	<u>0.00</u>	<u>0.00</u>	<u>0.00</u>	<u>0.00</u>	<u>0.00</u>	<u>0.00</u>	<u>0.00</u>	<u>0.00</u>
<b>728 - FBFCWSC BIG CREEK Total</b>					<u>0.00</u>	<u>0.00</u>	<u>0.00</u>	<u>0.00</u>	<u>0.00</u>	<u>0.00</u>	<u>0.00</u>	<u>0.00</u>	<u>0.00</u>
<b>LOG4 - LOGIC 07 FACILITIES CONST.</b>													
State Pool													
LOG4-Logic-Facilities Const.Bnd	AR-0031	State Pool	11/10/08	Open	<u>1,023.16</u>	<u>0.00</u>	<u>1,023.16</u>	<u>0.00</u>	<u>0.00</u>	<u>0.00</u>	<u>25,000,000.00</u>	<u>1,023.16</u>	<u>0.00</u>
<b>State Pool Total</b>					<u>1,023.16</u>	<u>0.00</u>	<u>1,023.16</u>	<u>0.00</u>	<u>0.00</u>	<u>0.00</u>	<u>25,000,000.00</u>	<u>1,023.16</u>	<u>0.00</u>
<b>LOG4 - LOGIC 07 FACILITIES CONST. Total</b>					<u>1,023.16</u>	<u>0.00</u>	<u>1,023.16</u>	<u>0.00</u>	<u>0.00</u>	<u>0.00</u>	<u>25,000,000.00</u>	<u>1,023.16</u>	<u>0.00</u>
<b>LOG5 - LOGIC DRAINAGE</b>													
State Pool													
LOG5-Logic-Drainage	AR-0032	State Pool	11/10/08	Open	<u>1,008.30</u>	<u>1,008.34</u>	<u>1,008.30</u>	<u>1,008.34</u>	<u>0.00</u>	<u>0.00</u>	<u>500,000.00</u>	<u>1,008.30</u>	<u>1,008.34</u>
<b>State Pool Total</b>					<u>1,008.30</u>	<u>1,008.34</u>	<u>1,008.30</u>	<u>1,008.34</u>	<u>0.00</u>	<u>0.00</u>	<u>500,000.00</u>	<u>1,008.30</u>	<u>1,008.34</u>
<b>LOG5 - LOGIC DRAINAGE Total</b>					<u>1,008.30</u>	<u>1,008.34</u>	<u>1,008.30</u>	<u>1,008.34</u>	<u>0.00</u>	<u>0.00</u>	<u>500,000.00</u>	<u>1,008.30</u>	<u>1,008.34</u>
<b>LOG9 - LOGIC EMPLOYEE BENEFITS</b>													
State Pool													
LOG9-Logic-Employee Benefits	AR-0036	State Pool	02/12/09	Open	<u>1,008.44</u>	<u>1,008.48</u>	<u>1,008.44</u>	<u>1,008.48</u>	<u>0.00</u>	<u>0.00</u>	<u>2,000,000.00</u>	<u>1,008.44</u>	<u>1,008.48</u>
<b>State Pool Total</b>					<u>1,008.44</u>	<u>1,008.48</u>	<u>1,008.44</u>	<u>1,008.48</u>	<u>0.00</u>	<u>0.00</u>	<u>2,000,000.00</u>	<u>1,008.44</u>	<u>1,008.48</u>
<b>LOG9 - LOGIC EMPLOYEE BENEFITS Total</b>					<u>1,008.44</u>	<u>1,008.48</u>	<u>1,008.44</u>	<u>1,008.48</u>	<u>0.00</u>	<u>0.00</u>	<u>2,000,000.00</u>	<u>1,008.44</u>	<u>1,008.48</u>
<b>LOG3 - LOGIC FLOOD CONT-BIG CREEK</b>													
State Pool													
LOG3-Logic-Flood Control	AR-0030	State Pool	11/10/08	Open	<u>1,009.81</u>	<u>1,009.85</u>	<u>1,009.81</u>	<u>1,009.85</u>	<u>0.00</u>	<u>0.00</u>	<u>3,000,000.00</u>	<u>1,009.81</u>	<u>1,009.85</u>
<b>State Pool Total</b>					<u>1,009.81</u>	<u>1,009.85</u>	<u>1,009.81</u>	<u>1,009.85</u>	<u>0.00</u>	<u>0.00</u>	<u>3,000,000.00</u>	<u>1,009.81</u>	<u>1,009.85</u>
<b>LOG3 - LOGIC FLOOD CONT-BIG CREEK Total</b>					<u>1,009.81</u>	<u>1,009.85</u>	<u>1,009.81</u>	<u>1,009.85</u>	<u>0.00</u>	<u>0.00</u>	<u>3,000,000.00</u>	<u>1,009.81</u>	<u>1,009.85</u>
<b>LOG1 - LOGIC GENERAL</b>													
State Pool													
LOG1-Logic- General	AR-0028	State Pool	11/10/08	Open	<u>1,008.52</u>	<u>1,008.56</u>	<u>1,008.52</u>	<u>1,008.56</u>	<u>0.00</u>	<u>0.00</u>	<u>10,000,000.00</u>	<u>1,008.52</u>	<u>1,008.56</u>
<b>State Pool Total</b>					<u>1,008.52</u>	<u>1,008.56</u>	<u>1,008.52</u>	<u>1,008.56</u>	<u>0.00</u>	<u>0.00</u>	<u>10,000,000.00</u>	<u>1,008.52</u>	<u>1,008.56</u>
<b>LOG1 - LOGIC GENERAL Total</b>					<u>1,008.52</u>	<u>1,008.56</u>	<u>1,008.52</u>	<u>1,008.56</u>	<u>0.00</u>	<u>0.00</u>	<u>10,000,000.00</u>	<u>1,008.52</u>	<u>1,008.56</u>
<b>LOG8 - LOGIC ROAD &amp; BRIDGE</b>													
State Pool													
LOG8-Logic-Road & Bridge	AR-0035	State Pool	11/10/08	Open	<u>1,008.72</u>	<u>1,008.76</u>	<u>1,008.72</u>	<u>1,008.76</u>	<u>0.00</u>	<u>0.00</u>	<u>1,000,000.00</u>	<u>1,008.72</u>	<u>1,008.76</u>
<b>State Pool Total</b>					<u>1,008.72</u>	<u>1,008.76</u>	<u>1,008.72</u>	<u>1,008.76</u>	<u>0.00</u>	<u>0.00</u>	<u>1,000,000.00</u>	<u>1,008.72</u>	<u>1,008.76</u>
<b>LOG8 - LOGIC ROAD &amp; BRIDGE Total</b>					<u>1,008.72</u>	<u>1,008.76</u>	<u>1,008.72</u>	<u>1,008.76</u>	<u>0.00</u>	<u>0.00</u>	<u>1,000,000.00</u>	<u>1,008.72</u>	<u>1,008.76</u>
<b>LOG2 - LOGIC TOLL OPERATIONS</b>													
State Pool													

# Portfolio Position

## Ft. Bend County

### Effective Interest - Actual Life

#### Receipts in Period

#### 10/01/14 - 10/31/14

5

CUSIP	Invest Number	Security Description	Purchase Date	Call Date	Par Value On 10/01/14	Par Value On 10/31/14	Market Val On 10/01/14	Market Val On 10/31/14	Purchase Cost	Sales Proceeds	Original Princ/Cost	Amor Value On 10/01/14	Amor Value On 10/31/14
LOG2-Logic-Toll Rd.Operations	AR-0029	State Pool	11/10/08	Open	1,014.63	1,014.67	1,014.63	1,014.67	0.00	0.00	2,000,000.00	1,014.63	1,014.67
State Pool Total					1,014.63	1,014.67	1,014.63	1,014.67	0.00	0.00	2,000,000.00	1,014.63	1,014.67
LOG2 - LOGIC TOLL OPERATIONS Total					1,014.63	1,014.67	1,014.63	1,014.67	0.00	0.00	2,000,000.00	1,014.63	1,014.67
MB07 - MBIA 07 FACILITIES CONST.													
State Pool													
MB07-MBIA Fac. Construction	AR-0020	State Pool	11/01/08	Open	213,646.62	0.00	213,646.62	0.00	0.00	0.00	57,854,378.51	213,646.62	0.00
State Pool Total					213,646.62	0.00	213,646.62	0.00	0.00	0.00	57,854,378.51	213,646.62	0.00
MB07 - MBIA 07 FACILITIES CONST. Total					213,646.62	0.00	213,646.62	0.00	0.00	0.00	57,854,378.51	213,646.62	0.00
MB04 - MBIA DRAINAGE													
State Pool													
MB04-MBIA Drainage	AR-0017	State Pool	11/01/08	Open	43,365.48	43,368.93	43,365.48	43,368.93	0.00	0.00	1,267,218.21	43,365.48	43,368.93
State Pool Total					43,365.48	43,368.93	43,365.48	43,368.93	0.00	0.00	1,267,218.21	43,365.48	43,368.93
MB04 - MBIA DRAINAGE Total					43,365.48	43,368.93	43,365.48	43,368.93	0.00	0.00	1,267,218.21	43,365.48	43,368.93
MB08 - MBIA FLOOD CONT.-BIG CREEK													
State Pool													
MB08-MBIA Fld.Cont.(Big Crk)	AR-0021	State Pool	11/01/08	Open	45,383.18	45,386.86	45,383.18	45,386.86	0.00	0.00	4,405,170.92	45,383.18	45,386.86
State Pool Total					45,383.18	45,386.86	45,383.18	45,386.86	0.00	0.00	4,405,170.92	45,383.18	45,386.86
MB08 - MBIA FLOOD CONT.-BIG CREEK Total					45,383.18	45,386.86	45,383.18	45,386.86	0.00	0.00	4,405,170.92	45,383.18	45,386.86
MB02 - MBIA GENERAL													
State Pool													
MB02-MBIA General	AR-0015	State Pool	11/01/08	Open	282,384.97	282,407.86	282,384.97	282,407.86	0.00	0.00	17,374,917.83	282,384.97	282,407.86
State Pool Total					282,384.97	282,407.86	282,384.97	282,407.86	0.00	0.00	17,374,917.83	282,384.97	282,407.86
MB02 - MBIA GENERAL Total					282,384.97	282,407.86	282,384.97	282,407.86	0.00	0.00	17,374,917.83	282,384.97	282,407.86
MB03 - MBIA ROAD & BRIDGE													
State Pool													
MB03-MBIA Road & Bridge	AR-0016	State Pool	11/01/08	Open	60,510.70	60,515.62	60,510.70	60,515.62	0.00	0.00	2,856,438.24	60,510.70	60,515.62
State Pool Total					60,510.70	60,515.62	60,510.70	60,515.62	0.00	0.00	2,856,438.24	60,510.70	60,515.62
MB03 - MBIA ROAD & BRIDGE Total					60,510.70	60,515.62	60,510.70	60,515.62	0.00	0.00	2,856,438.24	60,510.70	60,515.62
MB06 - MBIA TOLL RD OPERATIONS													
State Pool													
MB06-MBIA Toll Rd. Operations	AR-0019	State Pool	11/01/08	Open	290,452.66	290,476.18	290,452.66	290,476.18	0.00	0.00	3,143,377.27	290,452.66	290,476.18
State Pool Total					290,452.66	290,476.18	290,452.66	290,476.18	0.00	0.00	3,143,377.27	290,452.66	290,476.18
MB06 - MBIA TOLL RD OPERATIONS Total					290,452.66	290,476.18	290,452.66	290,476.18	0.00	0.00	3,143,377.27	290,452.66	290,476.18
PROS - Prosperity Money Mkt. Accts.													
Money Market													
Prosperity-Money Market Accts.	AR-0009	Money Market	11/30/03	Open	184,524,101.94	164,718,882.10	184,524,101.94	164,718,882.10	0.00	0.00	12,505,577.66	184,524,101.94	164,718,882.10
Money Market Total					184,524,101.94	164,718,882.10	184,524,101.94	164,718,882.10	0.00	0.00	12,505,577.66	184,524,101.94	164,718,882.10
PROS - Prosperity Money Mkt. Accts. Total					184,524,101.94	164,718,882.10	184,524,101.94	164,718,882.10	0.00	0.00	12,505,577.66	184,524,101.94	164,718,882.10
TT03 - TEXAS TERM 07 FACILITIES													
State Pool													
TT03-TX TERM Fac. Construction	AR-0025	State Pool	11/01/08	Open	1,006.12	0.00	1,006.12	0.00	0.00	0.00	25,480,636.20	1,006.12	0.00
State Pool Total					1,006.12	0.00	1,006.12	0.00	0.00	0.00	25,480,636.20	1,006.12	0.00
TT03 - TEXAS TERM 07 FACILITIES Total					1,006.12	0.00	1,006.12	0.00	0.00	0.00	25,480,636.20	1,006.12	0.00
TT05 - TEXAS TERM DRAINAGE													
State Pool													
TT05-TX TERM Drainage	AR-0027	State Pool	11/01/08	Open	333.60	333.62	333.60	333.62	0.00	0.00	109,774.61	333.60	333.62
State Pool Total					333.60	333.62	333.60	333.62	0.00	0.00	109,774.61	333.60	333.62

**Portfolio Position**  
**Ft. Bend County**  
**Effective Interest - Actual Life**  
**Receipts in Period**  
**10/01/14 - 10/31/14**

6

CUSIP	Invest Number	Security Description	Purchase Date	Call Date	Par Value On 10/01/14	Par Value On 10/31/14	Market Val On 10/01/14	Market Val On 10/31/14	Purchase Cost	Sales Proceeds	Original Princ/Cost	Amor Value On 10/01/14	Amor Value On 10/31/14
<b>TT05 - TEXAS TERM DRAINAGE Total</b>					<u>333.60</u>	<u>333.62</u>	<u>333.60</u>	<u>333.62</u>	<u>0.00</u>	<u>0.00</u>	<u>109,774.61</u>	<u>333.60</u>	<u>333.62</u>
<b>TT00 - TEXAS TERM GENERAL</b>													
State Pool													
TT00-TX TERM General	AR-0022	State Pool	11/01/08	Open	<u>1,008.54</u>	<u>1,008.59</u>	<u>1,008.54</u>	<u>1,008.59</u>	<u>0.00</u>	<u>0.00</u>	<u>10,006,437.87</u>	<u>1,008.54</u>	<u>1,008.59</u>
<b>State Pool Total</b>					<u>1,008.54</u>	<u>1,008.59</u>	<u>1,008.54</u>	<u>1,008.59</u>	<u>0.00</u>	<u>0.00</u>	<u>10,006,437.87</u>	<u>1,008.54</u>	<u>1,008.59</u>
<b>TT00 - TEXAS TERM GENERAL Total</b>					<u>1,008.54</u>	<u>1,008.59</u>	<u>1,008.54</u>	<u>1,008.59</u>	<u>0.00</u>	<u>0.00</u>	<u>10,006,437.87</u>	<u>1,008.54</u>	<u>1,008.59</u>
<b>TT04 - TEXAS TERM ROAD &amp; BRIDGE</b>													
State Pool													
TT04-TX TERM Road & Bridge	AR-0026	State Pool	11/01/08	Open	<u>1,005.57</u>	<u>1,005.62</u>	<u>1,005.57</u>	<u>1,005.62</u>	<u>0.00</u>	<u>0.00</u>	<u>10,463.28</u>	<u>1,005.57</u>	<u>1,005.62</u>
<b>State Pool Total</b>					<u>1,005.57</u>	<u>1,005.62</u>	<u>1,005.57</u>	<u>1,005.62</u>	<u>0.00</u>	<u>0.00</u>	<u>10,463.28</u>	<u>1,005.57</u>	<u>1,005.62</u>
<b>TT04 - TEXAS TERM ROAD &amp; BRIDGE Total</b>					<u>1,005.57</u>	<u>1,005.62</u>	<u>1,005.57</u>	<u>1,005.62</u>	<u>0.00</u>	<u>0.00</u>	<u>10,463.28</u>	<u>1,005.57</u>	<u>1,005.62</u>
<b>TT02 - TEXAS TERM TOLL OPERATIONS</b>													
State Pool													
TT02-TX TERM Toll Rd. Operation	AR-0024	State Pool	11/01/08	Open	<u>1,007.41</u>	<u>1,007.46</u>	<u>1,007.41</u>	<u>1,007.46</u>	<u>0.00</u>	<u>0.00</u>	<u>0.00</u>	<u>1,007.41</u>	<u>1,007.46</u>
<b>State Pool Total</b>					<u>1,007.41</u>	<u>1,007.46</u>	<u>1,007.41</u>	<u>1,007.46</u>	<u>0.00</u>	<u>0.00</u>	<u>0.00</u>	<u>1,007.41</u>	<u>1,007.46</u>
<b>TT02 - TEXAS TERM TOLL OPERATIONS Total</b>					<u>1,007.41</u>	<u>1,007.46</u>	<u>1,007.41</u>	<u>1,007.46</u>	<u>0.00</u>	<u>0.00</u>	<u>0.00</u>	<u>1,007.41</u>	<u>1,007.46</u>
<b>Combined Port</b>													
<b>Money Market</b>													
Prosperity-Money Market Accts.	AR-0009	Money Market	11/30/03	Open	<u>184,524,101.94</u>	<u>164,718,882.10</u>	<u>184,524,101.94</u>	<u>164,718,882.10</u>	<u>0.00</u>	<u>0.00</u>	<u>12,505,577.66</u>	<u>184,524,101.94</u>	<u>164,718,882.10</u>
<b>Money Market Total</b>					<u>184,524,101.94</u>	<u>164,718,882.10</u>	<u>184,524,101.94</u>	<u>164,718,882.10</u>	<u>0.00</u>	<u>0.00</u>	<u>12,505,577.66</u>	<u>184,524,101.94</u>	<u>164,718,882.10</u>
State Pool													
LOG1-Logic- General	AR-0028	State Pool	11/10/08	Open	1,008.52	1,008.56	1,008.52	1,008.56	0.00	0.00	10,000,000.00	1,008.52	1,008.56
LOG2-Logic-Toll Rd.Operations	AR-0029	State Pool	11/10/08	Open	1,014.63	1,014.67	1,014.63	1,014.67	0.00	0.00	2,000,000.00	1,014.63	1,014.67
LOG3-Logic-Flood Control	AR-0030	State Pool	11/10/08	Open	1,009.81	1,009.85	1,009.81	1,009.85	0.00	0.00	3,000,000.00	1,009.81	1,009.85
LOG4-Logic-Facilities Const.Bnd	AR-0031	State Pool	11/10/08	Open	1,023.16	0.00	1,023.16	0.00	0.00	0.00	25,000,000.00	1,023.16	0.00
LOG5-Logic-Drainage	AR-0032	State Pool	11/10/08	Open	1,008.30	1,008.34	1,008.30	1,008.34	0.00	0.00	500,000.00	1,008.30	1,008.34
LOG8-Logic-Road & Bridge	AR-0035	State Pool	11/10/08	Open	1,008.72	1,008.76	1,008.72	1,008.76	0.00	0.00	1,000,000.00	1,008.72	1,008.76
LOG9-Logic-Employee Benefits	AR-0036	State Pool	02/12/09	Open	1,008.44	1,008.48	1,008.44	1,008.48	0.00	0.00	2,000,000.00	1,008.44	1,008.48
MB02-MBIA General	AR-0015	State Pool	11/01/08	Open	282,384.97	282,407.86	282,384.97	282,407.86	0.00	0.00	17,374,917.83	282,384.97	282,407.86
MB03-MBIA Road & Bridge	AR-0016	State Pool	11/01/08	Open	60,510.70	60,515.62	60,510.70	60,515.62	0.00	0.00	2,856,438.24	60,510.70	60,515.62
MB04-MBIA Drainage	AR-0017	State Pool	11/01/08	Open	43,365.48	43,368.93	43,365.48	43,368.93	0.00	0.00	1,267,218.21	43,365.48	43,368.93
MB06-MBIA Toll Rd. Operations	AR-0019	State Pool	11/01/08	Open	290,452.66	290,476.18	290,452.66	290,476.18	0.00	0.00	3,143,377.27	290,452.66	290,476.18
MB07-MBIA Fac. Construction	AR-0020	State Pool	11/01/08	Open	213,646.62	0.00	213,646.62	0.00	0.00	0.00	57,854,378.51	213,646.62	0.00
MB08-MBIA Fld.Cont.(Big Crk)	AR-0021	State Pool	11/01/08	Open	45,383.18	45,386.86	45,383.18	45,386.86	0.00	0.00	4,405,170.92	45,383.18	45,386.86
MB11-MBIA EMPLOYEE BENEFITS	AR-0040	State Pool	01/07/10	Open	34,289.92	34,292.71	34,289.92	34,292.71	0.00	0.00	34,000.00	34,289.92	34,292.71
TT00-TX TERM General	AR-0022	State Pool	11/01/08	Open	1,008.54	1,008.59	1,008.54	1,008.59	0.00	0.00	10,006,437.87	1,008.54	1,008.59
TT02-TX TERM Toll Rd. Operation	AR-0024	State Pool	11/01/08	Open	1,007.41	1,007.46	1,007.41	1,007.46	0.00	0.00	0.00	1,007.41	1,007.46
TT03-TX TERM Fac. Construction	AR-0025	State Pool	11/01/08	Open	1,006.12	0.00	1,006.12	0.00	0.00	0.00	25,480,636.20	1,006.12	0.00
TT04-TX TERM Road & Bridge	AR-0026	State Pool	11/01/08	Open	1,005.57	1,005.62	1,005.57	1,005.62	0.00	0.00	10,463.28	1,005.57	1,005.62
TT05-TX TERM Drainage	AR-0027	State Pool	11/01/08	Open	<u>333.60</u>	<u>333.62</u>	<u>333.60</u>	<u>333.62</u>	<u>0.00</u>	<u>0.00</u>	<u>109,774.61</u>	<u>333.60</u>	<u>333.62</u>
<b>State Pool Total</b>					<u>981,476.35</u>	<u>765,862.11</u>	<u>981,476.35</u>	<u>765,862.11</u>	<u>0.00</u>	<u>0.00</u>	<u>166,042,812.94</u>	<u>981,476.35</u>	<u>765,862.11</u>
<b>Combined Port Total</b>					<u>185,505,578.29</u>	<u>165,484,744.21</u>	<u>185,505,578.29</u>	<u>165,484,744.21</u>	<u>0.00</u>	<u>0.00</u>	<u>178,548,390.60</u>	<u>185,505,578.29</u>	<u>165,484,744.21</u>

# Earnings and Yields Summary

7

## Ft. Bend County Effective Interest - Actual Life Receipts in Period 10/01/14 - 10/31/14

Security Description	10/01/14 10/07/14	10/08/14 10/14/14	10/15/14 10/21/14	10/22/14 10/28/14	10/29/14 10/31/14	10/01/14 10/31/14
<b>Combined Port</b>						
Money Market	13,542.33	13,542.33	13,542.34	13,542.34	5,595.59	59,764.93
State Pool	<u>13.93</u>	<u>13.92</u>	<u>13.92</u>	<u>13.92</u>	<u>5.97</u>	<u>61.66</u>
<b>Port Total</b>	<b><u>13,556.26</u></b>	<b><u>13,556.25</u></b>	<b><u>13,556.26</u></b>	<b><u>13,556.26</u></b>	<b><u>5,601.56</u></b>	<b><u>59,826.59</u></b>
<b>Combined Port</b>						
Money Market	0.3827	0.3827	0.3827	0.3827	0.3827	0.3827
State Pool	<u>0.0948</u>	<u>0.0948</u>	<u>0.0948</u>	<u>0.0948</u>	<u>0.0948</u>	<u>0.0948</u>
<b>Port Total</b>	<b><u>0.3815</u></b>	<b><u>0.3815</u></b>	<b><u>0.3815</u></b>	<b><u>0.3815</u></b>	<b><u>0.3814</u></b>	<b><u>0.3815</u></b>

**Maturity Aging**  
**Ft. Bend County**  
 Effective Interest - Actual Life  
 Receipts in Period  
 10/31/14

CUSIP	Invest Number	Security Description	Purchase Date	Days to Maturity	Yield Matur	
<b>0 - 30 Days</b>						
	LOG1-Logic- General	AR-0028	State Pool	11/10/08	1	0.0879
	LOG2-Logic-Toll Rd.Operations	AR-0029	State Pool	11/10/08	1	0.0879
	LOG3-Logic-Flood Control	AR-0030	State Pool	11/10/08	1	0.0879
	LOG4-Logic-Facilities Const.Bnd	AR-0031	State Pool	11/10/08	1	0.0795
	LOG5-Logic-Drainage	AR-0032	State Pool	11/10/08	1	0.0879
	LOG8-Logic-Road & Bridge	AR-0035	State Pool	11/10/08	1	0.0879
	LOG9-Logic-Employee Benefits	AR-0036	State Pool	02/12/09	1	0.0879
	MB02-MBIA General	AR-0015	State Pool	11/01/08	1	0.1000
	MB03-MBIA Road & Bridge	AR-0016	State Pool	11/01/08	1	0.1000
	MB04-MBIA Drainage	AR-0017	State Pool	11/01/08	1	0.1000
	MB06-MBIA Toll Rd. Operations	AR-0019	State Pool	11/01/08	1	0.1000
	MB07-MBIA Fac. Construction	AR-0020	State Pool	11/01/08	1	0.1000
	MB08-MBIA Fld.Cont.(Big Crk)	AR-0021	State Pool	11/01/08	1	0.1000
	MB11-MBIA EMPLOYEE BENEFITS	AR-0040	State Pool	01/07/10	1	0.1000
	Prosperity-Money Market Accts.	AR-0009	Money Market	11/30/03	1	0.5000
	TT00-TX TERM General	AR-0022	State Pool	11/01/08	1	0.0600
	TT02-TX TERM Toll Rd. Operation	AR-0024	State Pool	11/01/08	1	0.0600
	TT03-TX TERM Fac. Construction	AR-0025	State Pool	11/01/08	1	0.0600
	TT04-TX TERM Road & Bridge	AR-0026	State Pool	11/01/08	1	0.0600
	TT05-TX TERM Drainage	AR-0027	State Pool	11/01/08	<u>1</u>	<u>0.0600</u>
	<b>0 - 30 Days Total</b>				<u>1</u>	<u>0.4981</u>
	<b>Investment Total</b>				<u>1</u>	<u>0.4981</u>



**Activity Statement**  
**Ft. Bend County**  
**Effective Interest - Actual Life**  
**Receipts in Period**  
**10/01/14 - 10/31/14**

9

Purchase Date	Sale Date	CUSIP	Invest Number	Security Description	Amor Value On 10/01/14	Changes In Principal	Purchase Cost	Sales Proceeds	Purchased Interest	Int/Div Rec In the Perd	Amor Value On 10/31/14
<b>Money Market</b>											
11/30/03	Open	Prosperity-Money Market Accts.	AR-0009	Money Market	184,524,101.94	-19,805,219.84	0.00	0.00	0.00	59,764.93	164,718,882.10
<b>Money Market Total</b>					<u>184,524,101.94</u>	<u>-19,805,219.84</u>	<u>0.00</u>	<u>0.00</u>	<u>0.00</u>	<u>59,764.93</u>	<u>164,718,882.10</u>
<b>State Pool</b>											
11/01/08	Open	MB02-MBIA General	AR-0015	State Pool	282,384.97	22.89	0.00	0.00	0.00	22.89	282,407.86
11/01/08	Open	MB03-MBIA Road & Bridge	AR-0016	State Pool	60,510.70	4.92	0.00	0.00	0.00	4.92	60,515.62
11/01/08	Open	MB04-MBIA Drainage	AR-0017	State Pool	43,365.48	3.45	0.00	0.00	0.00	3.45	43,368.93
11/01/08	Open	MB06-MBIA Toll Rd. Operations	AR-0019	State Pool	290,452.66	23.52	0.00	0.00	0.00	23.52	290,476.18
11/01/08	Open	MB07-MBIA Fac. Construction	AR-0020	State Pool	213,646.62	-213,646.62	0.00	0.00	0.00	0.00	0.00
11/01/08	Open	MB08-MBIA Fld.Cont.(Big Crk)	AR-0021	State Pool	45,383.18	3.68	0.00	0.00	0.00	3.68	45,386.86
11/01/08	Open	TT00-TX TERM General	AR-0022	State Pool	1,008.54	0.05	0.00	0.00	0.00	0.05	1,008.59
11/01/08	Open	TT02-TX TERM Toll Rd. Operation	AR-0024	State Pool	1,007.41	0.05	0.00	0.00	0.00	0.05	1,007.46
11/01/08	Open	TT03-TX TERM Fac. Construction	AR-0025	State Pool	1,006.12	-1,006.12	0.00	0.00	0.00	0.00	0.00
11/01/08	Open	TT04-TX TERM Road & Bridge	AR-0026	State Pool	1,005.57	0.05	0.00	0.00	0.00	0.05	1,005.62
11/01/08	Open	TT05-TX TERM Drainage	AR-0027	State Pool	333.60	0.02	0.00	0.00	0.00	0.02	333.62
11/10/08	Open	LOG1-Logic- General	AR-0028	State Pool	1,008.52	0.04	0.00	0.00	0.00	0.04	1,008.56
11/10/08	Open	LOG2-Logic-Toll Rd.Operations	AR-0029	State Pool	1,014.63	0.04	0.00	0.00	0.00	0.04	1,014.67
11/10/08	Open	LOG3-Logic-Flood Control	AR-0030	State Pool	1,009.81	0.04	0.00	0.00	0.00	0.04	1,009.85
11/10/08	Open	LOG4-Logic-Facilities Const.Bnd	AR-0031	State Pool	1,023.16	-1,023.16	0.00	0.00	0.00	0.00	0.00
11/10/08	Open	LOG5-Logic-Drainage	AR-0032	State Pool	1,008.30	0.04	0.00	0.00	0.00	0.04	1,008.34
11/10/08	Open	LOG8-Logic-Road & Bridge	AR-0035	State Pool	1,008.72	0.04	0.00	0.00	0.00	0.04	1,008.76
02/12/09	Open	LOG9-Logic-Employee Benefits	AR-0036	State Pool	1,008.44	0.04	0.00	0.00	0.00	0.04	1,008.48
01/07/10	Open	MB11-MBIA EMPLOYEE BENEFITS	AR-0040	State Pool	34,289.92	2.79	0.00	0.00	0.00	2.79	34,292.71
<b>State Pool Total</b>					<u>981,476.35</u>	<u>-215,614.24</u>	<u>0.00</u>	<u>0.00</u>	<u>0.00</u>	<u>61.66</u>	<u>765,862.11</u>
<b>Investment Total</b>					<u>185,505,578.29</u>	<u>-20,020,834.08</u>	<u>0.00</u>	<u>0.00</u>	<u>0.00</u>	<u>59,826.59</u>	<u>165,484,744.21</u>

**Interest Accrual**  
**Ft. Bend County**  
**Effective Interest - Actual Life**  
**Receipts in Period**  
**10/01/14 - 10/31/14**

CUSIP	Invest Number	Security Description	Purchase Date	Sale Date	Yield Earned	Ending Par Val/Shares	Ending Amor Val/Cost	Purchased Interest	Int/Div Rec In the Perd	Int/Div Accrued In the Perd	PTD Purch Received	Int/Div Rec Purch/Date	Int/Div Accrued Purch/Date
<b>Money Market</b>													
	AR-0009	Money Market	11/30/03	Open	0.3827	164,718,882.10	164,718,882.10	0.00	59,764.93	0.00	0.00	21,911,414.08	0.00
<b>Money Market Total</b>					<u>0.3827</u>	<u>164,718,882.10</u>	<u>164,718,882.10</u>	<u>0.00</u>	<u>59,764.93</u>	<u>0.00</u>	<u>0.00</u>	<u>21,911,414.08</u>	<u>0.00</u>
<b>State Pool</b>													
	AR-0015	State Pool	11/01/08	Open	0.0954	282,407.86	282,407.86	0.00	22.89	0.00	0.00	11,758.23	0.00
	AR-0016	State Pool	11/01/08	Open	0.0957	60,515.62	60,515.62	0.00	4.92	0.00	0.00	1,254.77	0.00
	AR-0017	State Pool	11/01/08	Open	0.0937	43,368.93	43,368.93	0.00	3.45	0.00	0.00	696.84	0.00
	AR-0019	State Pool	11/01/08	Open	0.0953	290,476.18	290,476.18	0.00	23.52	0.00	0.00	6,412.98	0.00
	AR-0020	State Pool	11/01/08	Open	0.0000	0.00	0.00	0.00	0.00	0.00	0.00	68,549.06	0.00
	AR-0021	State Pool	11/01/08	Open	0.0955	45,386.86	45,386.86	0.00	3.68	0.00	0.00	4,858.26	0.00
	AR-0022	State Pool	11/01/08	Open	0.0584	1,008.59	1,008.59	0.00	0.05	0.00	0.00	21,393.36	0.00
	AR-0024	State Pool	11/01/08	Open	0.0584	1,007.46	1,007.46	0.00	0.05	0.00	0.00	17,937.36	0.00
	AR-0025	State Pool	11/01/08	Open	0.0000	0.00	0.00	0.00	0.00	0.00	0.00	125,369.10	0.00
	AR-0026	State Pool	11/01/08	Open	0.0585	1,005.62	1,005.62	0.00	0.05	0.00	0.00	8,212.90	0.00
	AR-0027	State Pool	11/01/08	Open	0.0706	333.62	333.62	0.00	0.02	0.00	0.00	5,012.89	0.00
	AR-0028	State Pool	11/10/08	Open	0.0467	1,008.56	1,008.56	0.00	0.04	0.00	0.00	50,014.14	0.00
	AR-0029	State Pool	11/10/08	Open	0.0464	1,014.67	1,014.67	0.00	0.04	0.00	0.00	62,345.75	0.00
	AR-0030	State Pool	11/10/08	Open	0.0466	1,009.85	1,009.85	0.00	0.04	0.00	0.00	15,035.87	0.00
	AR-0031	State Pool	11/10/08	Open	0.0000	0.00	0.00	0.00	0.00	0.00	0.00	218,927.98	0.00
	AR-0032	State Pool	11/10/08	Open	0.0467	1,008.34	1,008.34	0.00	0.04	0.00	0.00	3,252.11	0.00
	AR-0035	State Pool	11/10/08	Open	0.0467	1,008.76	1,008.76	0.00	0.04	0.00	0.00	6,496.28	0.00
	AR-0036	State Pool	02/12/09	Open	0.0467	1,008.48	1,008.48	0.00	0.04	0.00	0.00	4,337.30	0.00
	AR-0040	State Pool	01/07/10	Open	0.0958	34,292.71	34,292.71	0.00	2.79	0.00	0.00	292.71	0.00
<b>State Pool Total</b>					<u>0.0948</u>	<u>765,862.11</u>	<u>765,862.11</u>	<u>0.00</u>	<u>61.66</u>	<u>0.00</u>	<u>0.00</u>	<u>632,157.89</u>	<u>0.00</u>
<b>Investment Total</b>					<u>0.3815</u>	<u>165,484,744.21</u>	<u>165,484,744.21</u>	<u>0.00</u>	<u>59,826.59</u>	<u>0.00</u>	<u>0.00</u>	<u>22,543,571.97</u>	<u>0.00</u>

**Premium/Discount Amortization**  
**Ft. Bend County**  
**Effective Interest - Actual Life**  
**Receipts in Period**  
**10/01/14 - 10/31/14**

11

CUSIP	Invest Number	Security Description	Purchase Date	Amortiz Date	Yield Earned	Beginning Par Val/Shares	Beginning Unamor Val/Cost	Premium Discount	Ending Par Val/Shares	Ending Amor Val/Cost	Unamor Prem/Dscnt	Amortization In the Perd	Amortization Purch/Date
<b>Money Market</b>													
Prosperity-Money Market Accts.	AR-0009	Money Market	11/30/03	Open	0.3827	184,524,101.94	184,524,101.94	0.00	164,718,882.10	164,718,882.10	0.00	0.00	0.00
<b>Money Market Total</b>						<u>0.3827</u>	<u>184,524,101.94</u>	<u>0.00</u>	<u>164,718,882.10</u>	<u>164,718,882.10</u>	<u>0.00</u>	<u>0.00</u>	<u>0.00</u>
<b>State Pool</b>													
MB02-MBIA General	AR-0015	State Pool	11/01/08	Open	0.0954	282,384.97	282,384.97	0.00	282,407.86	282,407.86	0.00	0.00	0.00
MB03-MBIA Road & Bridge	AR-0016	State Pool	11/01/08	Open	0.0957	60,510.70	60,510.70	0.00	60,515.62	60,515.62	0.00	0.00	0.00
MB04-MBIA Drainage	AR-0017	State Pool	11/01/08	Open	0.0937	43,365.48	43,365.48	0.00	43,368.93	43,368.93	0.00	0.00	0.00
MB06-MBIA Toll Rd. Operations	AR-0019	State Pool	11/01/08	Open	0.0953	290,452.66	290,452.66	0.00	290,476.18	290,476.18	0.00	0.00	0.00
MB07-MBIA Fac. Construction	AR-0020	State Pool	11/01/08	Open	0.0000	213,646.62	213,646.62	0.00	0.00	0.00	0.00	0.00	0.00
MB08-MBIA Fld.Cont.(Big Crk)	AR-0021	State Pool	11/01/08	Open	0.0955	45,383.18	45,383.18	0.00	45,386.86	45,386.86	0.00	0.00	0.00
TT00-TX TERM General	AR-0022	State Pool	11/01/08	Open	0.0584	1,008.54	1,008.54	0.00	1,008.59	1,008.59	0.00	0.00	0.00
TT02-TX TERM Toll Rd. Operation	AR-0024	State Pool	11/01/08	Open	0.0584	1,007.41	1,007.41	0.00	1,007.46	1,007.46	0.00	0.00	0.00
TT03-TX TERM Fac. Construction	AR-0025	State Pool	11/01/08	Open	0.0000	1,006.12	1,006.12	0.00	0.00	0.00	0.00	0.00	0.00
TT04-TX TERM Road & Bridge	AR-0026	State Pool	11/01/08	Open	0.0585	1,005.57	1,005.57	0.00	1,005.62	1,005.62	0.00	0.00	0.00
TT05-TX TERM Drainage	AR-0027	State Pool	11/01/08	Open	0.0706	333.60	333.60	0.00	333.62	333.62	0.00	0.00	0.00
LOG1-Logic- General	AR-0028	State Pool	11/10/08	Open	0.0467	1,008.52	1,008.52	0.00	1,008.56	1,008.56	0.00	0.00	0.00
LOG2-Logic-Toll Rd.Operations	AR-0029	State Pool	11/10/08	Open	0.0464	1,014.63	1,014.63	0.00	1,014.67	1,014.67	0.00	0.00	0.00
LOG3-Logic-Flood Control	AR-0030	State Pool	11/10/08	Open	0.0466	1,009.81	1,009.81	0.00	1,009.85	1,009.85	0.00	0.00	0.00
LOG4-Logic-Facilities Const.Bnd	AR-0031	State Pool	11/10/08	Open	0.0000	1,023.16	1,023.16	0.00	0.00	0.00	0.00	0.00	0.00
LOG5-Logic-Drainage	AR-0032	State Pool	11/10/08	Open	0.0467	1,008.30	1,008.30	0.00	1,008.34	1,008.34	0.00	0.00	0.00
LOG8-Logic-Road & Bridge	AR-0035	State Pool	11/10/08	Open	0.0467	1,008.72	1,008.72	0.00	1,008.76	1,008.76	0.00	0.00	0.00
LOG9-Logic-Employee Benefits	AR-0036	State Pool	02/12/09	Open	0.0467	1,008.44	1,008.44	0.00	1,008.48	1,008.48	0.00	0.00	0.00
MB11-MBIA EMPLOYEE BENEFITS	AR-0040	State Pool	01/07/10	Open	0.0958	34,289.92	34,289.92	0.00	34,292.71	34,292.71	0.00	0.00	0.00
<b>State Pool Total</b>						<u>0.0948</u>	<u>981,476.35</u>	<u>0.00</u>	<u>765,862.11</u>	<u>765,862.11</u>	<u>0.00</u>	<u>0.00</u>	<u>0.00</u>
<b>Investment Total</b>						<u>0.3815</u>	<u>185,505,578.29</u>	<u>0.00</u>	<u>165,484,744.21</u>	<u>165,484,744.21</u>	<u>0.00</u>	<u>0.00</u>	<u>0.00</u>

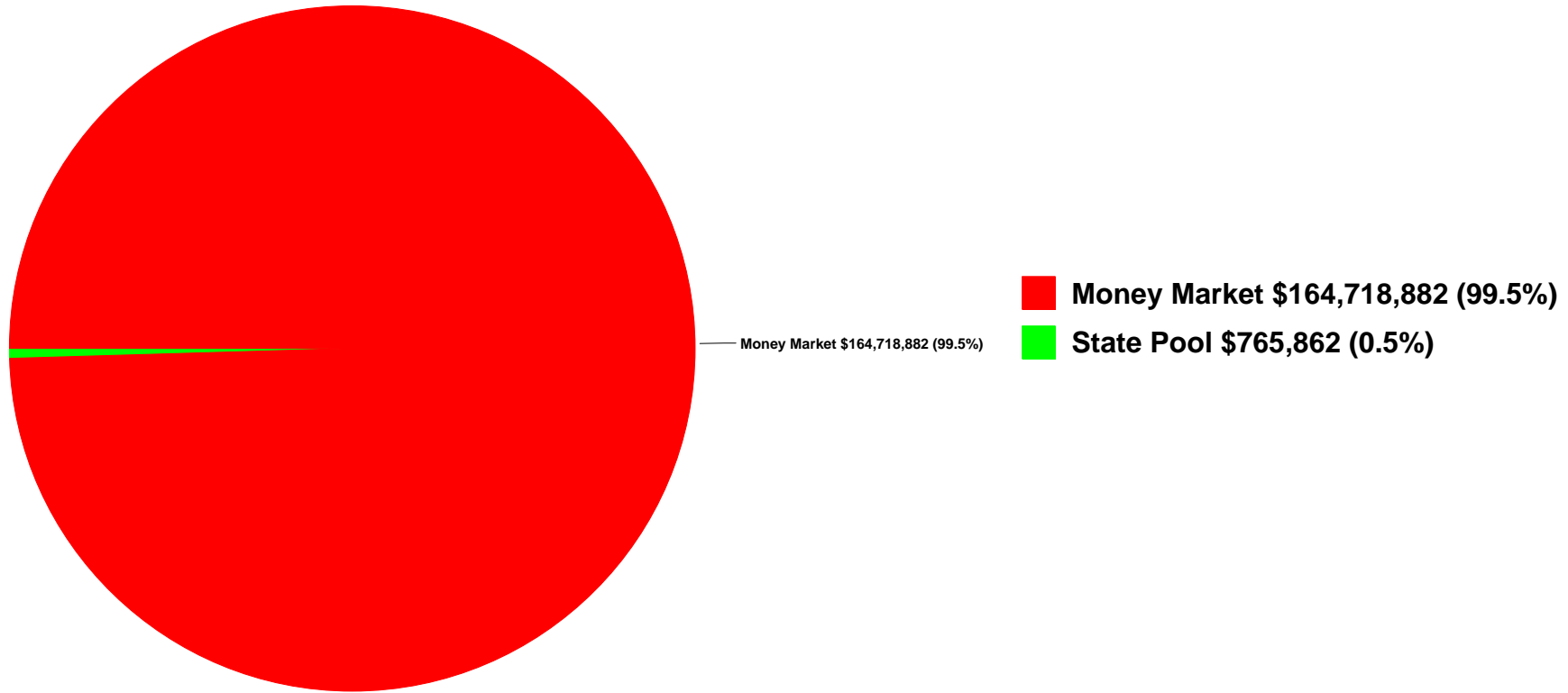
**Open Investments**  
**Ft. Bend County**  
**Effective Interest - Actual Life**  
**Receipts in Period**  
**10/31/14**

CUSIP	Invest Number	Security Description	Invest Class	Purchase Date	Call Date	Purchase Institut	SafeKeep Institut	Issuing Institut	Yield Matur	Yield Call	Original Unit Cost	Original Par Val/Shares	Original Princ/Cost	Orig Prem Discount	Ending Unit Price	Ending Par Val/Shares	Ending Amor Val/Cost	Unamor Prem/Dscnt
<b>Money Market</b>																		
Prosperity-Money Market Accts.	AR-0009	Money Market		11/30/03	Open	100	100	100	0.5000	0.5000	1.000000	12,505,577.66	12,505,577.66	0.00	1.000000	164,718,882.10	164,718,882.10	0.00
<b>Money Market Total</b>									<u>0.5000</u>	<u>0.5000</u>	<u>1.000000</u>	<u>12,505,577.66</u>	<u>12,505,577.66</u>	<u>0.00</u>	<u>1.000000</u>	<u>164,718,882.10</u>	<u>164,718,882.10</u>	<u>0.00</u>
<b>State Pool</b>																		
MB02-MBIA General	AR-0015	State Pool		11/01/08	Open	2000	2000	2000	0.1000	0.1000	1.000000	17,374,917.83	17,374,917.83	0.00	1.000000	282,407.86	282,407.86	0.00
MB03-MBIA Road & Bridge	AR-0016	State Pool		11/01/08	Open	2000	2000	2000	0.1000	0.1000	1.000000	2,856,438.24	2,856,438.24	0.00	1.000000	60,515.62	60,515.62	0.00
MB04-MBIA Drainage	AR-0017	State Pool		11/01/08	Open	2000	2000	2000	0.1000	0.1000	1.000000	1,267,218.21	1,267,218.21	0.00	1.000000	43,368.93	43,368.93	0.00
MB06-MBIA Toll Rd. Operations	AR-0019	State Pool		11/01/08	Open	2000	2000	2000	0.1000	0.1000	1.000000	3,143,377.27	3,143,377.27	0.00	1.000000	290,476.18	290,476.18	0.00
MB07-MBIA Fac. Construction	AR-0020	State Pool		11/01/08	Open	2000	2000	2000	0.1000	0.1000	1.000000	57,854,378.51	57,854,378.51	0.00	0.000000	0.00	0.00	0.00
MB08-MBIA Fld.Cont.(Big Crk)	AR-0021	State Pool		11/01/08	Open	2000	2000	2000	0.1000	0.1000	1.000000	4,405,170.92	4,405,170.92	0.00	1.000000	45,386.86	45,386.86	0.00
TT00-TX TERM General	AR-0022	State Pool		11/01/08	Open	2005	2005	2005	0.0600	0.0600	1.000000	10,006,437.87	10,006,437.87	0.00	1.000000	1,008.59	1,008.59	0.00
TT02-TX TERM Toll Rd. Operation	AR-0024	State Pool		11/01/08	Open	2005	2005	2005	0.0600	0.0600	0.000000	0.00	0.00	0.00	1.000000	1,007.46	1,007.46	0.00
TT03-TX TERM Fac. Construction	AR-0025	State Pool		11/01/08	Open	2005	2005	2005	0.0600	0.0600	1.000000	25,480,636.20	25,480,636.20	0.00	0.000000	0.00	0.00	0.00
TT04-TX TERM Road & Bridge	AR-0026	State Pool		11/01/08	Open	2005	2005	2005	0.0600	0.0600	1.000000	10,463.28	10,463.28	0.00	1.000000	1,005.62	1,005.62	0.00
TT05-TX TERM Drainage	AR-0027	State Pool		11/01/08	Open	2005	2005	2005	0.0600	0.0600	1.000000	109,774.61	109,774.61	0.00	1.000000	333.62	333.62	0.00
LOG1-Logic- General	AR-0028	State Pool		11/10/08	Open	200	200	200	0.0879	0.0879	1.000000	10,000,000.00	10,000,000.00	0.00	1.000000	1,008.56	1,008.56	0.00
LOG2-Logic-Toll Rd.Operations	AR-0029	State Pool		11/10/08	Open	200	200	200	0.0879	0.0879	1.000000	2,000,000.00	2,000,000.00	0.00	1.000000	1,014.67	1,014.67	0.00
LOG3-Logic-Flood Control	AR-0030	State Pool		11/10/08	Open	200	200	200	0.0879	0.0879	1.000000	3,000,000.00	3,000,000.00	0.00	1.000000	1,009.85	1,009.85	0.00
LOG4-Logic-Facilities Const.Bnd	AR-0031	State Pool		11/10/08	Open	200	200	200	0.0795	0.0795	1.000000	25,000,000.00	25,000,000.00	0.00	0.000000	0.00	0.00	0.00
LOG5-Logic-Drainage	AR-0032	State Pool		11/10/08	Open	200	200	200	0.0879	0.0879	1.000000	500,000.00	500,000.00	0.00	1.000000	1,008.34	1,008.34	0.00
LOG8-Logic-Road & Bridge	AR-0035	State Pool		11/10/08	Open	200	200	200	0.0879	0.0879	1.000000	1,000,000.00	1,000,000.00	0.00	1.000000	1,008.76	1,008.76	0.00
LOG9-Logic-Employee Benefits	AR-0036	State Pool		02/12/09	Open	200	200	200	0.0879	0.0879	1.000000	2,000,000.00	2,000,000.00	0.00	1.000000	1,008.48	1,008.48	0.00
MB11-MBIA EMPLOYEE BENEFITS	AR-0040	State Pool		01/07/10	Open	2000	2000	2000	0.1000	0.1000	1.000000	34,000.00	34,000.00	0.00	1.000000	34,292.71	34,292.71	0.00
<b>State Pool Total</b>									<u>0.0998</u>	<u>0.0998</u>	<u>1.000000</u>	<u>166,042,812.94</u>	<u>166,042,812.94</u>	<u>0.00</u>	<u>1.000000</u>	<u>765,862.11</u>	<u>765,862.11</u>	<u>0.00</u>
<b>Investment Total</b>									<u>0.4981</u>	<u>0.4981</u>	<u>1.000000</u>	<u>178,548,390.60</u>	<u>178,548,390.60</u>	<u>0.00</u>	<u>1.000000</u>	<u>165,484,744.21</u>	<u>165,484,744.21</u>	<u>0.00</u>

**Open Investments**  
**Ft. Bend County**  
Effective Interest - Actual Life  
Receipts in Period  
10/31/14

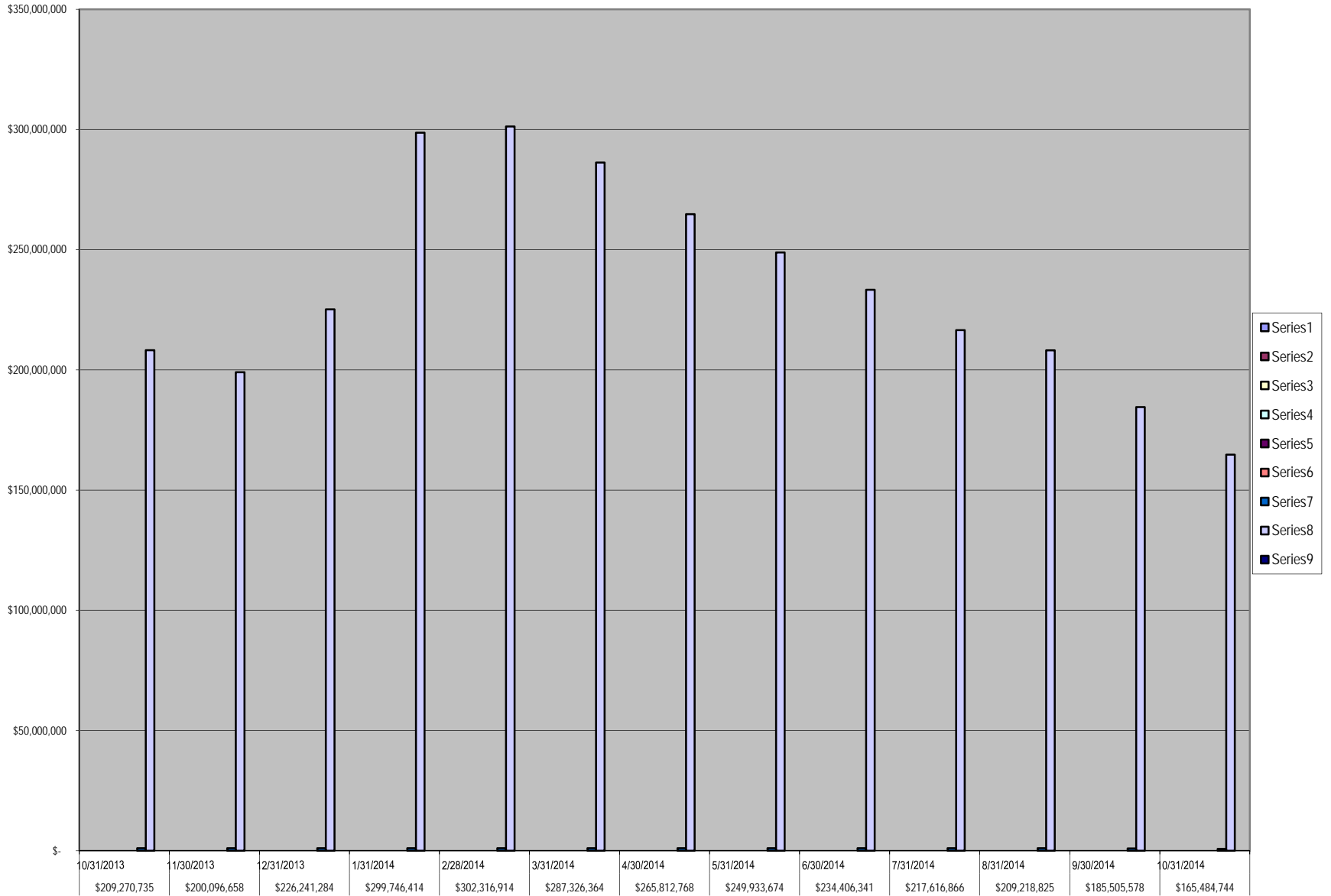
By Security

**Open Investments    \$165,484,744**



## FBC INVESTMENT TRAILING 12 MONTHS

Open Investments		FARMERS MAC DN	FMC	FHLB	FHLMC	FNMA	FNMA DISCOUNT NOTE	State Pool	Prosperity Money Market	Prosperity - Invst. Acct.
\$ 209,270,735	10/31/2013	\$ -	\$ -	\$ -	\$ -	\$ -	\$ -	\$ 1,080,539	\$ 208,190,196	\$ -
\$ 200,096,658	11/30/2013	\$ -	\$ -	\$ -	\$ -	\$ -	\$ -	\$ 1,080,624	\$ 199,016,034	\$ -
\$ 226,241,284	12/31/2013	\$ -	\$ -	\$ -	\$ -	\$ -	\$ -	\$ 1,080,711	\$ 225,160,573	\$ -
\$ 299,746,414	1/31/2014	\$ -	\$ -	\$ -	\$ -	\$ -	\$ -	\$ 1,080,798	\$ 298,665,616	\$ -
\$ 302,316,914	2/28/2014	\$ -	\$ -	\$ -	\$ -	\$ -	\$ -	\$ 1,080,877	\$ 301,236,037	\$ -
\$ 287,326,364	3/31/2014	\$ -	\$ -	\$ -	\$ -	\$ -	\$ -	\$ 1,080,964	\$ 286,245,400	\$ -
\$ 265,812,768	4/30/2014	\$ -	\$ -	\$ -	\$ -	\$ -	\$ -	\$ 1,081,048	\$ 264,731,720	\$ -
\$ 249,933,674	5/31/2014	\$ -	\$ -	\$ -	\$ -	\$ -	\$ -	\$ 1,081,135	\$ 248,852,538	\$ -
\$ 234,406,341	6/30/2014	\$ -	\$ -	\$ -	\$ -	\$ -	\$ -	\$ 1,081,219	\$ 233,325,121	\$ -
\$ 217,616,866	7/31/2014	\$ -	\$ -	\$ -	\$ -	\$ -	\$ -	\$ 1,081,306	\$ 216,535,560	\$ -
\$ 209,218,825	8/31/2014	\$ -	\$ -	\$ -	\$ -	\$ -	\$ -	\$ 1,081,394	\$ 208,137,431	\$ -
\$ 185,505,578	9/30/2014	\$ -	\$ -	\$ -	\$ -	\$ -	\$ -	\$ 981,476	\$ 184,524,102	\$ -
\$ 165,484,744	10/31/2014	\$ -	\$ -	\$ -	\$ -	\$ -	\$ -	\$ 765,862	\$ 164,718,882	\$ -



**Wendt, Sandra**

---

**From:** Laura Turner (111) <Laura.Turner@prosperitybankusa.com>  
**Sent:** Thursday, October 02, 2014 11:23 AM  
**To:** Gasser, Debbie; Sturdivant, Ed; Brogdon, Jennifer; Elster, Melissa; Schultz, Patsy; Vrana, Robin; Wendt, Sandra  
**Subject:** October interest rates

**In accordance to the Depository bid, the variable interest rate for the month of October will reflect the change in the 91 day t-bill rate. The 91 day t-bill investment rate is 0.010%. Rate paid will be 0.75% on the General Operating Account and 0.300% (0.010% + .29) on all other operating accounts. The Texpool rate is 0.0267%. A rate of 0.25% will be paid on the designated investment accounts.**

Thank you,

***Laura Turner***

Banking Officer/Lending Assistant

Prosperity Bank

Sugar Land Banking Center

14060 Southwest Freeway

Sugar Land, TX 77478

Phone: 281-269-7200

Direct: 281-269-7254

Fax: 281-269-7108

Email: [laura.turner@prosperitybankusa.com](mailto:laura.turner@prosperitybankusa.com)

NYSE: PB

**Ranked #1, 2014 Best Banks in America by Forbes. ©2014, Forbes Media LLC. Used with permission.**



This transmission may contain information that is privileged, confidential and or exempt from disclosure under applicable law. If you are not the intended recipient, you are hereby notified that any disclosure, copying,





## Daily Rates

October 2014

## TXCLASS

Average Yield - .10%

Date	Dividend Rate	Annual Yield
01-Oct-14	0.000002605	0.10%
02-Oct-14	0.000002605	0.10%
03-Oct-14	0.000002605	0.10%
04-Oct-14	0.000002605	0.10%
05-Oct-14	0.000002605	0.10%
06-Oct-14	0.000002605	0.10%
07-Oct-14	0.000002605	0.10%
08-Oct-14	0.000002605	0.10%
09-Oct-14	0.000002605	0.10%
10-Oct-14	0.000002605	0.10%
11-Oct-14	0.000002605	0.10%
12-Oct-14	0.000002605	0.10%
13-Oct-14	0.000002605	0.10%
14-Oct-14	0.000002605	0.10%
15-Oct-14	0.000002605	0.10%
16-Oct-14	0.000002605	0.10%
17-Oct-14	0.000002605	0.10%
18-Oct-14	0.000002605	0.10%
19-Oct-14	0.000002605	0.10%
20-Oct-14	0.000002605	0.10%
21-Oct-14	0.000002605	0.10%
22-Oct-14	0.000002605	0.10%
23-Oct-14	0.000002605	0.10%
24-Oct-14	0.000002605	0.10%
25-Oct-14	0.000002605	0.10%
26-Oct-14	0.000002605	0.10%
27-Oct-14	0.000002605	0.10%
28-Oct-14	0.000002605	0.10%
29-Oct-14	0.000002605	0.10%
30-Oct-14	0.000002605	0.10%
31-Oct-14	0.000002605	0.10%

**Current Rates:**

*As of October 31, 2014*

<b>Current Yield<sup>1</sup></b>	<b><u>0.06%</u></b>
<b>One-Day Yield<sup>1</sup></b>	<b><u>0.08%</u></b>
<b>Allocation Factor<sup>1</sup></b>	<b><u>0.000002085</u></b>

**Historical Rates:**

**Monthly Distribution Yields<sup>2</sup>**

	<b>2005</b>	<b>2006</b>	<b>2007</b>	<b>2008</b>	<b>2009</b>	<b>2010</b>	<b>2011</b>	<b>2012</b>	<b>2013</b>	<b>2014</b>
<b>January</b>	2.21%	4.25%	5.25%	4.27%	1.14%	0.17%	0.14%	0.08%	0.12%	0.04%
<b>February</b>	2.40%	4.48%	5.28%	3.57%	0.83%	0.17%	0.17%	0.10%	0.10%	0.04%
<b>March</b>	2.53%	4.55%	5.29%	2.98%	0.74%	0.18%	0.14%	0.10%	0.10%	0.04%
<b>April</b>	2.71%	4.72%	5.26%	2.51%	0.63%	0.19%	0.10%	0.10%	0.08%	0.04%
<b>May</b>	2.90%	4.87%	5.23%	2.36%	0.55%	0.19%	0.09%	0.12%	0.08%	0.04%
<b>June</b>	2.97%	4.98%	5.26%	2.26%	0.50%	0.21%	0.09%	0.13%	0.05%	0.04%
<b>July</b>	3.17%	5.16%	5.25%	2.29%	0.42%	0.23%	0.06%	0.13%	0.05%	0.05%
<b>August</b>	3.36%	5.20%	5.25%	2.39%	0.41%	0.24%	0.08%	0.13%	0.05%	0.06%
<b>September</b>	3.52%	5.24%	5.15%	2.38%	0.37%	0.21%	0.07%	0.13%	0.05%	0.06%
<b>October</b>	3.72%	5.25%	4.99%	2.65%	0.27%	0.19%	0.07%	0.13%	0.04%	0.06%
<b>November</b>	3.92%	5.25%	4.80%	2.13%	0.26%	0.17%	0.08%	0.13%	0.04%	
<b>December</b>	4.13%	5.25%	4.53%	1.79%	0.23%	0.15%	0.11%	0.13%	0.04%	

**Call Toll-Free  
1-866-TEX-TERM**

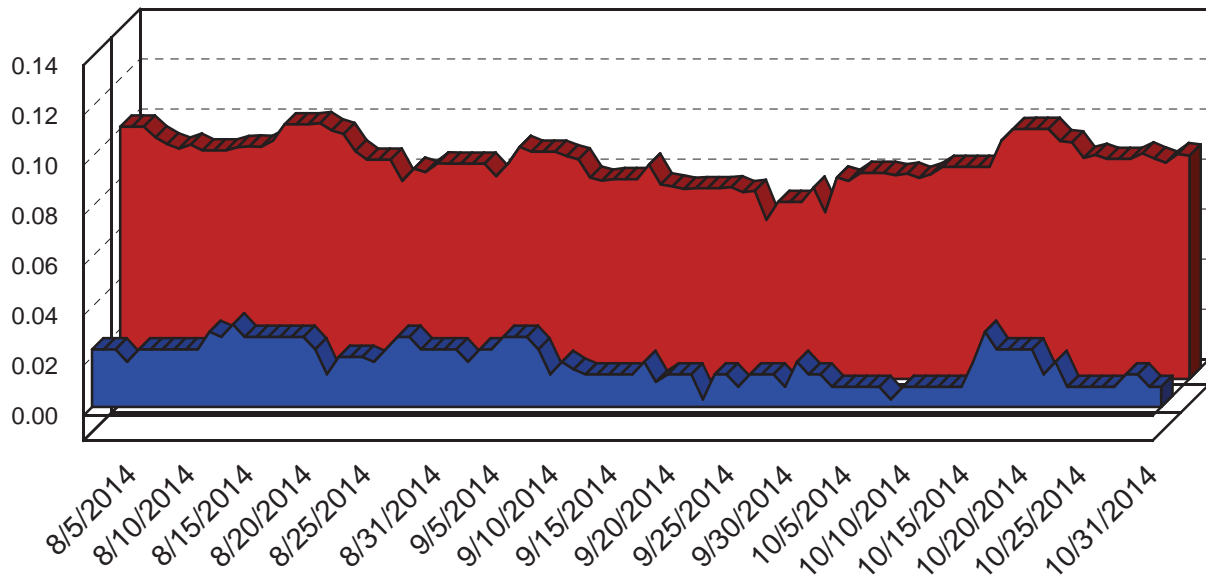
*Past performance is not indicative of future results and yields may vary.*

(1) The current yield, which is also known as the current annualized yield or current seven-day yield, represents the net change, exclusive of capital changes and income other than investment income, in the value of a hypothetical account with a balance of one share (normally \$1.00 per share) over a seven-day base period expressed as a percentage of the value of one share at the beginning of the seven-day period. This resulting net change in account value is then annualized by multiplying it by 365 and dividing the result by 7. The yields shown may reflect fee waivers by service providers that subsidize and reduce the total operating expenses of the TexasDAILY portfolio. Portfolio yields would be lower if there were no such waivers. The allocation factor represents the daily net income dividend declared by the TexasDAILY portfolio divided by the portfolio's daily net assets. The one-day yield represents the allocation factor of the TexasDAILY portfolio divided by the daily net asset value per share (normally \$1.00) multiplied by 365. Unlike the current yield—which excludes capital changes and income other than investment income—the allocation factor and one-day yield are inclusive of capital changes and any income other than investment income.

(2) The monthly distribution yield represents the sum of a month's one-day allocation factors divided by the number of days in that month, and multiplied by 365. The yields shown may reflect fee waivers by service providers that subsidize and reduce the total operating expenses of the TexasDAILY portfolio. Portfolio yields would be lower if there were no such waivers.

*This information is for institutional investor use only, not for further distribution to retail investors, and does not represent an offer to sell or a solicitation of an offer to buy or sell any fund or other security. Investors should consider the Pool's investment objectives, risks, charges and expenses before investing. This and other information about the Pool is available in the Pool's Information Statement, which should be read carefully before investing. A copy of the Pool's Information Statement may be obtained by calling 1-866-839-8376 or is available on the Pool's website at [www.texasterm.net](http://www.texasterm.net). While TexasDAILY seeks to maintain a stable net asset value of \$1.00 per share and TexasTERM seeks to achieve a net asset value of \$1.00 per share at its stated maturity, it is possible to lose money investing in the Pool. An investment in the Pool is not insured or guaranteed by the Federal Deposit Insurance Corporation or any other government agency. Shares of the Pool are distributed by **PFM Fund Distributors, Inc.**, member Financial Industry Regulatory Authority (FINRA) ([www.finra.org](http://www.finra.org)) and Securities Investor Protection Corporation (SIPC) ([www.sipc.org](http://www.sipc.org)). PFM Fund Distributors, Inc. is a wholly owned subsidiary of PFM Asset Management LLC.*

LOGIC versus 90-Day Treasury Bill



■ 90 Day T-Bill Rate ■ LOGIC Rate

This material is for information purposes only. This information does not represent an offer to buy or sell a security. The above rate information is obtained from sources that are believed to be reliable; however, its accuracy or completeness may be subject to change. The LOGIC management fee may be waived in full or in part at the discretion of the LOGIC co-administrators and the LOGIC rate for the period shown reflects waiver of fees. This table represents historical investment performance/return to the customer, net of fees, and is not an indication of future performance. An investment in the security is not insured or guaranteed by the Federal Deposit Insurance Corporation or any other government agency. Although the issuer seeks to preserve the value of an investment at \$1.00 per share, it is possible to lose money by investing in the security. Information about these and other program details are in the fund's Information Statement which should be read carefully before investing. The yield on the 90-Day Treasury Bill ("T-Bill Yield") is shown for comparative purposes only. When comparing the investment returns of the LOGIC pool to the T-Bill Yield, you should know that the LOGIC pool consist of allocations of specific diversified securities as detailed in the respective Information Statements. The T-Bill Yield is taken from Bloomberg Finance L.P. and represents the daily closing yield on the then current 90-day T-Bill.

Daily Summary for October 2014

Date	Mny Mkt Fund Equiv. [SEC Std.]	Daily Allocation Factor	LOGIC Invested Balance	Market Value Per Share	WAM Days (1)*	WAM Days (2)*
10/1/2014	0.0805%	0.000002206	\$2,936,342,904.89	1.000073	60	60
10/2/2014	0.0791%	0.000002168	\$2,926,680,935.20	1.000074	59	59
10/3/2014	0.0823%	0.000002255	\$2,911,128,058.85	1.000065	57	57
10/4/2014	0.0823%	0.000002255	\$2,911,128,058.85	1.000065	57	57
10/5/2014	0.0823%	0.000002255	\$2,911,128,058.85	1.000065	57	57
10/6/2014	0.0814%	0.000002229	\$2,910,822,671.22	1.000075	59	59
10/7/2014	0.0820%	0.000002247	\$2,905,953,713.22	1.000076	59	59
10/8/2014	0.0803%	0.000002200	\$2,922,049,915.32	1.000075	58	58
10/9/2014	0.0818%	0.000002242	\$2,910,899,740.60	1.000072	57	57
10/10/2014	0.0847%	0.000002321	\$2,906,269,202.89	1.000064	55	55
10/11/2014	0.0847%	0.000002321	\$2,906,269,202.89	1.000064	55	55
10/12/2014	0.0847%	0.000002321	\$2,906,269,202.89	1.000064	55	55
10/13/2014	0.0847%	0.000002321	\$2,906,269,202.89	1.000064	55	55
10/14/2014	0.0847%	0.000002321	\$2,885,221,467.33	1.000075	54	54
10/15/2014	0.0952%	0.000002607	\$2,843,355,827.80	1.000079	58	58
10/16/2014	0.0998%	0.000002735	\$2,847,865,481.31	1.000065	59	59
10/17/2014	0.0999%	0.000002736	\$2,849,056,064.20	1.000055	57	57
10/18/2014	0.0999%	0.000002736	\$2,849,056,064.20	1.000055	57	57
10/19/2014	0.0999%	0.000002736	\$2,849,056,064.20	1.000055	57	57
10/20/2014	0.0950%	0.000002602	\$2,854,392,556.10	1.000069	58	58
10/21/2014	0.0945%	0.000002588	\$2,860,054,652.16	1.000067	57	57
10/22/2014	0.0883%	0.000002420	\$2,855,427,068.88	1.000063	57	57
10/23/2014	0.0895%	0.000002451	\$2,870,344,958.70	1.000062	57	57
10/24/2014	0.0879%	0.000002408	\$3,017,307,086.42	1.000051	52	52
10/25/2014	0.0879%	0.000002409	\$3,017,307,086.42	1.000051	52	52
10/26/2014	0.0879%	0.000002409	\$3,017,307,086.42	1.000051	52	52
10/27/2014	0.0901%	0.000002469	\$3,014,637,913.16	1.000064	54	54
10/28/2014	0.0881%	0.000002415	\$3,020,609,777.48	1.000061	57	57
10/29/2014	0.0864%	0.000002366	\$3,019,891,754.47	1.000059	57	57
10/30/2014	0.0898%	0.000002461	\$3,003,051,681.72	1.000064	57	57
10/31/2014	0.0892%	0.000002443	\$2,980,769,409.32	1.000053	56	56

Average	0.0879%	0.000002408	\$2,920,191,060.29		56	56
---------	---------	-------------	--------------------	--	----	----

Prosperity Bank  
Money Market Accounts  
October 31, 2014

FUND	DESCRIPTION	BEGINNING BALANCE	DEPOSITS	WITH- DRAWALS	INTEREST	ENDING BALANCE
100	General Operating	45,549,857.37	17,115,980.19	30,170,882.43	25,943.78	32,520,898.91
150	Juvenile Operations	3,373,189.00	280,277.17	2,624,348.95	1,033.79	1,030,151.01
155	Road & Bridge	8,029,451.71	993,989.92	3,001,169.16	1,779.76	6,024,052.23
160	Drainage District	4,101,937.01	29,110.57	864,635.65	944.40	3,267,356.33
165	Lateral Road	610,565.13	62,587.41	-	165.21	673,317.75
170	Statue Restoration	4,276.68	-	-	1.08	4,277.76
175	City Water Assistance	23,739.38	279.00	145.81	6.02	23,878.59
185	Entex Contributions	2.78	-	-	-	2.78
190	H L & P Assistance	46,876.43	-	9,669.91	10.34	37,216.86
195	County Law Library	1,163,203.65	29,124.58	24,002.61	293.84	1,168,619.46
200	Law Enforcement Academy	694,024.49	960.00	63,899.96	167.01	631,251.54
210	Ambulance Paramedics	7,254.88	-	1.49	1.83	7,255.22
360	Law Enforcement Training	60,364.81	-	-	15.22	60,380.03
215	Library Donations	123,349.03	4,627.19	843.43	31.71	127,164.50
225	FBC Asset Forfeiture.Task-State	490,378.85	15.00	15,162.69	120.99	475,352.15
235	Probate Court Training	78,856.61	525.55	-	19.95	79,402.11
245	Alert Program-Juvenile	49,819.24	110.00	-	12.57	49,941.81
255	D A Asset Forfeiture-Fed.	910.67	-	124.50	0.21	786.38
260	D A Bad Check Coll Fund	101,629.34	2,616.94	8,889.47	24.51	95,381.32
265	Gus George Memorial	2,179.40	-	35.00	0.54	2,144.94
275	D A Special Fund Run	17,759.75	-	-	4.48	17,764.23
280	Co.Atty.Supplemental Salary	213,734.18	-	5,536.10	53.30	208,251.38
285	FBC Records Management	2,467,241.79	59,715.46	45,305.55	623.80	2,482,275.50
290	VIT Interest (Tax Coll)	2,053.65	1,361.76	1,945.54	0.12	1,469.99
300	FBC Elections	884,872.58	5,165.00	20,088.98	218.76	870,167.36
305	FBC Asset Forfeiture.Task-Fed.	43,110.02	-	4,962.50	10.72	38,158.24
310	Sheriff Ofc/Forfeiture.Assets-St.	494,000.52	62,151.52	1,100.00	140.09	555,192.13
315	Sheriff Ofc/Forfeiture.Assets-Fed.	451,337.00	-	7,035.29	113.22	444,414.93
320	Constable Pct. 2 F/A	2,319.46	-	-	0.58	2,320.04
335	DA Asset Forfeiture.-State	259,600.21	-	15,915.44	63.30	243,748.07
355	FBC Co.Child Abuse Prev.	11,478.15	107.37	2.34	2.91	11,586.09
732	2007 Facilities Constr.Bonds	80,356.24	215,675.90	24,459.33	70.11	271,642.92

Prosperity Bank  
Money Market Accounts  
October 31, 2014

810	Toll Road Operations	57,420,195.18	2,050,751.92	2,411,291.89	14,325.71	57,073,980.92
896	On Site Wastewater	2,795.73	540.00	1,710.73	0.56	1,625.56
898	Consolidated Court Cost	595,283.17	303,966.97	899,250.14	177.64	177.64
390	Child Protective Service IV-E	129,975.01	5,531.02	9,443.83	32.64	126,094.84
400	CDGB 2001	57,673.19	274,850.07	312,053.66	10.94	20,480.54
402	Hope 3 Program Sales	5,432.82	-	-	1.37	5,434.19
410	Child Support IVD Reimb.	217,161.65	2,623.15	-	54.94	219,839.74
415	Local Law Enf.Block Grant	36,384.09	41,893.00	151.96	17.75	78,142.88
440	Supervision	2,115,433.20	236,289.54	536,991.76	505.12	1,815,236.10
855	Work.Comp &Unempl. Ins.	687,504.45	79,659.05	284,346.87	143.34	482,959.97
205	Surface Water Supply Corp.	7,729.35	-	-	1.95	7,731.30
TREA	Treasurer's Account	168.51	5,892,906.23	5,892,174.74	38.32	938.32
INVE	FBC Investment Account	-	-	-	-	-
850M	Boon-Chapman Medical	545,357.39	4,000,360.83	2,721,628.08	271.81	1,824,361.95
850D	Boon-Chapman Dental	1,121,065.98	-	139,151.24	268.87	982,183.61
850	Employee Benefits	2,462,386.79	4,343,126.29	4,528,325.84	326.20	2,277,513.44
882	Boon-Chapman 125	102,227.61	37,286.48	28,332.61	27.90	111,209.38
884	Fee Officer's Account	1,923,773.76	1,884,054.21	1,588,354.43	-	2,219,473.54
912	JP Credit Card Processing	29,725.63	181,769.66	163,686.03	11.12	47,820.38
908	EMS Credit Card Processing	15,406.92	20,225.61	15,558.52	4.26	20,078.27
600/605	Debt Service Account	2,726,521.90	54,110.45	500.00	697.15	2,780,829.50
726	Oyster Creek	40,381.75	-	-	10.18	40,391.93
728	Flood Control Water Supply	338,199.24	-	-	86.17	338,285.41
GAS	FBC Fuel Account (Susser)	2.95	450,722.89	450,725.84	3.70	3.70
734	2009 Justice Center Const.Bnds	206,559.94	-	14,432.97	49.86	192,176.83
332	Fire Marshal St. Ass't. Forfeiture	651.81	-	-	0.17	651.98
JPEF	JP #4 E-Filing	193.52	218.00	311.52	0.02	100.02
DACC	D A Credit Card Processing	1,916.71	5,771.01	5,066.45	0.49	2,621.76
PTCC	Public Transportation Credit Cards	195.20	526.42	572.74	0.05	148.93
CSCC	CSCD Credit Card	45,300.61	62,976.09	59,561.04	10.22	48,725.88
LBCC	Library Credit Card	2,331.68	8,907.95	9,076.23	0.47	2,163.87
815	Grand Pkwy Toll Road Ops	3,489,469.91	1,446,157.48	546,550.75	883.33	4,389,959.97
145	Emergency Svc Dist 100	2,818,610.39	-	-	718.17	2,819,328.56

Prosperity Bank  
Money Market Accounts  
October 31, 2014

130	Assistant Dist Number 1	5,795,695.54	220,734.45	5,000.00	1,516.16	6,012,946.15
131	Assistant Dist Number 2	971,041.94	38,814.58	3,332.00	254.12	1,006,778.64
133	Assistant Dist Number 4	154,741.08	9,427.42	7,700.00	40.48	156,508.98
134	Assistant Dist Number 5	75,504.36	3,038.63	1,400.00	19.66	77,162.65
800S	Sr. Lien Toll Rd Rev Bonds 2012	5,475,470.65	-	443,076.58	1,320.02	5,033,714.09
805	Grand Pkwy Toll RD Rev Bond	16,687,573.29	709.84	313,393.07	4,196.29	16,379,086.35
738	Mobility Projects Bond 2012	8,169,571.08	-	2,155,678.79	1,699.12	6,015,591.41
206	Industrial Development Corp	241,092.02	-	-	61.43	241,153.45
135	Assistant Dist Number 6	367,375.88	70,993.69	-	102.94	438,472.51
CCCS	Non Fee Officer CC Clearing Acct	290.05	684.24	0.03	0.14	974.40
	<b>Total</b>	<b>184,524,101.94</b>	<b>40,594,007.70</b>	<b>60,458,992.47</b>	<b>59,764.93</b>	<b>164,718,882.10</b>