

Investment Report

Ft. Bend County

02/01/15 - 02/28/15

This report summarizes the investment position of Ft. Bend County for the period 02/01/15 to 02/28/15.

	01/31/15	02/28/15
Book Value	303,996,028.72	351,770,471.62
Market Value	303,996,028.72	351,770,471.62
Par Value	303,996,028.72	351,770,471.62
Change in Market Value		-0.00
Weighted Average Maturity (in Days)	1	1
Weighted Average Yield-to-Maturity of Portfolio	0.4991%	0.4992%
Yield-to-Maturity of	0.0000%	0.0000%
Accrued Interest		0.00

This report is presented in accordance with the Texas Government Code Title 10 Section 2256.023. The below signed hereby certify that, to the best of their knowledge on the date this report was created, Ft. Bend County is in compliance with the provisions of Government Code 2256 and with the stated policies and strategies of Ft. Bend County.



Director of Finance and Investments

April 28, 2015

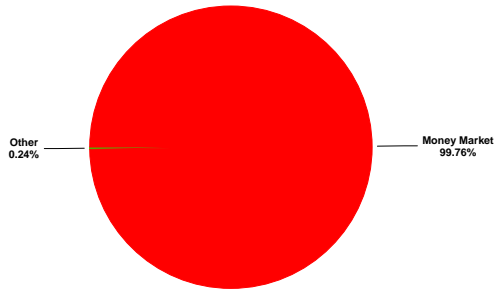
Investment Report

Ft. Bend County


02/01/15 - 02/28/15

2


Portfolio Composition - 01/31/15



Portfolio Composition - 02/28/15



Maturity Aging - 01/31/15 vs 02/28/15



■ Previous Period ■ Current Period

Portfolio Performance - 02/01/15 to 02/28/15



■ Portfolio ■ Series2

GASB 31 Compliance
Ft. Bend County
Effective Interest - Actual Life
Receipts in Period
02/01/15 - 02/28/15

CUSIP	Invest Number	Security Description	Purchase Date	Sale Date	Valuation Method	Yield Earned	Price Source 02/01/15	Beginning Unit Price	Par Value On 02/01/15	Reported Value 02/01/15	Purchase Cost	Sales Proceeds	Ending Unit Price	Par Value On 02/28/15	Price Source 02/28/15	Reported Value 02/28/15	Change in Fair Value	Interest	Net Investment Income
Prosperity-Money Market Accts.	AR-0009	Money Market	11/30/03	Open	Fair Value	0.4863	Manual	1.000000	303,264,278.80	303,264,278.80	0.00	-47,774,383.94	1.000000	351,038,662.74	Manual	351,038,662.74	0.00	113,758.42	113,758.42
MB02-MBIA General	AR-0015	State Pool	11/01/08	Open	Fair Value	0.1057	Manual	1.000000	282,477.99	282,477.99	0.00	-22.90	1.000000	282,500.89	Manual	282,500.89	0.00	22.90	22.90
MB03-MBIA Road & Bridge	AR-0016	State Pool	11/01/08	Open	Fair Value	0.1047	Manual	1.000000	60,530.63	60,530.63	0.00	-4.86	1.000000	60,535.49	Manual	60,535.49	0.00	4.86	4.86
MB04-MBIA Drainage	AR-0017	State Pool	11/01/08	Open	Fair Value	0.1037	Manual	1.000000	43,379.55	43,379.55	0.00	-3.45	1.000000	43,383.00	Manual	43,383.00	0.00	3.45	3.45
MB06-MBIA Toll Rd. Operations	AR-0019	State Pool	11/01/08	Open	Fair Value	0.1061	Manual	1.000000	290,548.33	290,548.33	0.00	-23.64	1.000000	290,571.97	Manual	290,571.97	0.00	23.64	23.64
MB08-MBIA Fld.Cont.(Big Crk)	AR-0021	State Pool	11/01/08	Open	Fair Value	0.1054	Manual	1.000000	45,398.12	45,398.12	0.00	-3.67	1.000000	45,401.79	Manual	45,401.79	0.00	3.67	3.67
TT00-TX TERM General	AR-0022	State Pool	11/01/08	Open	Fair Value	0.0775	Manual	1.000000	1,008.76	1,008.76	0.00	-0.06	1.000000	1,008.82	Manual	1,008.82	0.00	0.06	0.06
TT02-TX TERM Toll Rd. Operation	AR-0024	State Pool	11/01/08	Open	Fair Value	0.0776	Manual	1.000000	1,007.63	1,007.63	0.00	-0.06	1.000000	1,007.69	Manual	1,007.69	0.00	0.06	0.06
TT04-TX TERM Road & Bridge	AR-0026	State Pool	11/01/08	Open	Fair Value	0.0778	Manual	1.000000	1,005.79	1,005.79	0.00	-0.06	1.000000	1,005.85	Manual	1,005.85	0.00	0.06	0.06
TT05-TX TERM Drainage	AR-0027	State Pool	11/01/08	Open	Fair Value	0.0781	Manual	1.000000	333.68	333.68	0.00	-0.02	1.000000	333.70	Manual	333.70	0.00	0.02	0.02
LOG1-Logic- General	AR-0028	State Pool	11/10/08	Open	Fair Value	0.0517	Manual	1.000000	1,008.69	1,008.69	0.00	-0.04	1.000000	1,008.73	Manual	1,008.73	0.00	0.04	0.04
LOG2-Logic-Toll Rd.Operations	AR-0029	State Pool	11/10/08	Open	Fair Value	0.0514	Manual	1.000000	1,014.80	1,014.80	0.00	-0.04	1.000000	1,014.84	Manual	1,014.84	0.00	0.04	0.04
LOG3-Logic-Flood Control	AR-0030	State Pool	11/10/08	Open	Fair Value	0.0516	Manual	1.000000	1,009.98	1,009.98	0.00	-0.04	1.000000	1,010.02	Manual	1,010.02	0.00	0.04	0.04
LOG5-Logic-Drainage	AR-0032	State Pool	11/10/08	Open	Fair Value	0.0517	Manual	1.000000	1,008.47	1,008.47	0.00	-0.04	1.000000	1,008.51	Manual	1,008.51	0.00	0.04	0.04
LOG8-Logic-Road & Bridge	AR-0035	State Pool	11/10/08	Open	Fair Value	0.0517	Manual	1.000000	1,008.89	1,008.89	0.00	-0.04	1.000000	1,008.93	Manual	1,008.93	0.00	0.04	0.04
LOG9-Logic-Employee Benefits	AR-0036	State Pool	02/12/09	Open	Fair Value	0.0517	Manual	1.000000	1,008.61	1,008.61	0.00	-0.04	1.000000	1,008.65	Manual	1,008.65	0.00	0.04	0.04
MB11-MBIA EMPLOYEE BENEFITS	AR-0040	State Pool	01/07/10	Open	Fair Value	0.0000	Manual	0.000000	0.00	0.00	0.00	0.00	0.000000	0.00	Manual	0.00	0.00	0.00	0.00
Investment Total						<u>0.4853</u>		<u>1.000000</u>	<u>303,996,028.72</u>	<u>303,996,028.72</u>	<u>0.00</u>	<u>-47,774,442.90</u>	<u>1.000000</u>	<u>351,770,471.62</u>		<u>351,770,471.62</u>	<u>0.00</u>	<u>113,817.38</u>	<u>113,817.38</u>

Portfolio Position
Ft. Bend County
Effective Interest - Actual Life
Receipts in Period
02/01/15 - 02/28/15

CUSIP	Invest Number	Security Description	Purchase Date	Call Date	Par Value On 02/01/15	Par Value On 02/28/15	Market Val On 02/01/15	Market Val On 02/28/15	Purchase Cost	Sales Proceeds	Original Princ/Cost	Amor Value On 02/01/15	Amor Value On 02/28/15
850 - EMPLOYEE BENEFITS													
State Pool													
MB11-MBIA EMPLOYEE BENEFITS	AR-0040	State Pool	01/07/10	Open	0.00	0.00	0.00	0.00	0.00	0.00	34,000.00	0.00	0.00
State Pool Total					0.00	0.00	0.00	0.00	0.00	0.00	34,000.00	0.00	0.00
850 - EMPLOYEE BENEFITS Total					<u>0.00</u>	<u>0.00</u>	<u>0.00</u>	<u>0.00</u>	<u>0.00</u>	<u>0.00</u>	<u>34,000.00</u>	<u>0.00</u>	<u>0.00</u>
810 - FBC Toll Road Operations													
State Pool													
TT02-TX TERM Toll Rd. Operation	AR-0024	State Pool	11/01/08	Open	0.00	0.00	0.00	0.00	0.00	0.00	0.00	0.00	0.00
State Pool Total					0.00	0.00	0.00	0.00	0.00	0.00	0.00	0.00	0.00
810 - FBC Toll Road Operations Total					<u>0.00</u>	<u>0.00</u>	<u>0.00</u>	<u>0.00</u>	<u>0.00</u>	<u>0.00</u>	<u>0.00</u>	<u>0.00</u>	<u>0.00</u>
728 - FBFCWSC BIG CREEK													
State Pool													
MB08-MBIA Fld.Cont.(Big Crk)	AR-0021	State Pool	11/01/08	Open	0.00	0.00	0.00	0.00	0.00	0.00	0.00	0.00	0.00
State Pool Total					0.00	0.00	0.00	0.00	0.00	0.00	0.00	0.00	0.00
728 - FBFCWSC BIG CREEK Total					<u>0.00</u>	<u>0.00</u>	<u>0.00</u>	<u>0.00</u>	<u>0.00</u>	<u>0.00</u>	<u>0.00</u>	<u>0.00</u>	<u>0.00</u>
LOG5 - LOGIC DRAINAGE													
State Pool													
LOG5-Logic-Drainage	AR-0032	State Pool	11/10/08	Open	1,008.47	1,008.51	1,008.47	1,008.51	0.00	0.00	500,000.00	1,008.47	1,008.51
State Pool Total					1,008.47	1,008.51	1,008.47	1,008.51	0.00	0.00	500,000.00	1,008.47	1,008.51
LOG5 - LOGIC DRAINAGE Total					<u>1,008.47</u>	<u>1,008.51</u>	<u>1,008.47</u>	<u>1,008.51</u>	<u>0.00</u>	<u>0.00</u>	<u>500,000.00</u>	<u>1,008.47</u>	<u>1,008.51</u>
LOG9 - LOGIC EMPLOYEE BENEFITS													
State Pool													
LOG9-Logic-Employee Benefits	AR-0036	State Pool	02/12/09	Open	1,008.61	1,008.65	1,008.61	1,008.65	0.00	0.00	2,000,000.00	1,008.61	1,008.65
State Pool Total					1,008.61	1,008.65	1,008.61	1,008.65	0.00	0.00	2,000,000.00	1,008.61	1,008.65
LOG9 - LOGIC EMPLOYEE BENEFITS Total					<u>1,008.61</u>	<u>1,008.65</u>	<u>1,008.61</u>	<u>1,008.65</u>	<u>0.00</u>	<u>0.00</u>	<u>2,000,000.00</u>	<u>1,008.61</u>	<u>1,008.65</u>
LOG3 - LOGIC FLOOD CONT-BIG CREEK													
State Pool													
LOG3-Logic-Flood Control	AR-0030	State Pool	11/10/08	Open	1,009.98	1,010.02	1,009.98	1,010.02	0.00	0.00	3,000,000.00	1,009.98	1,010.02
State Pool Total					1,009.98	1,010.02	1,009.98	1,010.02	0.00	0.00	3,000,000.00	1,009.98	1,010.02
LOG3 - LOGIC FLOOD CONT-BIG CREEK Total					<u>1,009.98</u>	<u>1,010.02</u>	<u>1,009.98</u>	<u>1,010.02</u>	<u>0.00</u>	<u>0.00</u>	<u>3,000,000.00</u>	<u>1,009.98</u>	<u>1,010.02</u>
LOG1 - LOGIC GENERAL													
State Pool													
LOG1-Logic- General	AR-0028	State Pool	11/10/08	Open	1,008.69	1,008.73	1,008.69	1,008.73	0.00	0.00	10,000,000.00	1,008.69	1,008.73
State Pool Total					1,008.69	1,008.73	1,008.69	1,008.73	0.00	0.00	10,000,000.00	1,008.69	1,008.73
LOG1 - LOGIC GENERAL Total					<u>1,008.69</u>	<u>1,008.73</u>	<u>1,008.69</u>	<u>1,008.73</u>	<u>0.00</u>	<u>0.00</u>	<u>10,000,000.00</u>	<u>1,008.69</u>	<u>1,008.73</u>
LOG8 - LOGIC ROAD & BRIDGE													
State Pool													
LOG8-Logic-Road & Bridge	AR-0035	State Pool	11/10/08	Open	1,008.89	1,008.93	1,008.89	1,008.93	0.00	0.00	1,000,000.00	1,008.89	1,008.93
State Pool Total					1,008.89	1,008.93	1,008.89	1,008.93	0.00	0.00	1,000,000.00	1,008.89	1,008.93
LOG8 - LOGIC ROAD & BRIDGE Total					<u>1,008.89</u>	<u>1,008.93</u>	<u>1,008.89</u>	<u>1,008.93</u>	<u>0.00</u>	<u>0.00</u>	<u>1,000,000.00</u>	<u>1,008.89</u>	<u>1,008.93</u>
LOG2 - LOGIC TOLL OPERATIONS													
State Pool													
LOG2-Logic-Toll Rd.Operations	AR-0029	State Pool	11/10/08	Open	1,014.80	1,014.84	1,014.80	1,014.84	0.00	0.00	2,000,000.00	1,014.80	1,014.84
State Pool Total					1,014.80	1,014.84	1,014.80	1,014.84	0.00	0.00	2,000,000.00	1,014.80	1,014.84
LOG2 - LOGIC TOLL OPERATIONS Total					<u>1,014.80</u>	<u>1,014.84</u>	<u>1,014.80</u>	<u>1,014.84</u>	<u>0.00</u>	<u>0.00</u>	<u>2,000,000.00</u>	<u>1,014.80</u>	<u>1,014.84</u>
MB04 - MBIA DRAINAGE													
State Pool													

Portfolio Position
Ft. Bend County
Effective Interest - Actual Life
Receipts in Period
02/01/15 - 02/28/15

5

CUSIP	Invest Number	Security Description	Purchase Date	Call Date	Par Value On 02/01/15	Par Value On 02/28/15	Market Val On 02/01/15	Market Val On 02/28/15	Purchase Cost	Sales Proceeds	Original Princ/Cost	Amor Value On 02/01/15	Amor Value On 02/28/15
MB04-MBIA Drainage	AR-0017	State Pool	11/01/08	Open	43,379.55	43,383.00	43,379.55	43,383.00	0.00	0.00	1,267,218.21	43,379.55	43,383.00
State Pool Total					<u>43,379.55</u>	<u>43,383.00</u>	<u>43,379.55</u>	<u>43,383.00</u>	<u>0.00</u>	<u>0.00</u>	<u>1,267,218.21</u>	<u>43,379.55</u>	<u>43,383.00</u>
MB04 - MBIA DRAINAGE Total					<u>43,379.55</u>	<u>43,383.00</u>	<u>43,379.55</u>	<u>43,383.00</u>	<u>0.00</u>	<u>0.00</u>	<u>1,267,218.21</u>	<u>43,379.55</u>	<u>43,383.00</u>
MB08 - MBIA FLOOD CONT.-BIG CREEK													
State Pool													
MB08-MBIA Fld.Cont.(Big Crk)	AR-0021	State Pool	11/01/08	Open	45,398.12	45,401.79	45,398.12	45,401.79	0.00	0.00	4,405,170.92	45,398.12	45,401.79
State Pool Total					<u>45,398.12</u>	<u>45,401.79</u>	<u>45,398.12</u>	<u>45,401.79</u>	<u>0.00</u>	<u>0.00</u>	<u>4,405,170.92</u>	<u>45,398.12</u>	<u>45,401.79</u>
MB08 - MBIA FLOOD CONT.-BIG CREEK Total					<u>45,398.12</u>	<u>45,401.79</u>	<u>45,398.12</u>	<u>45,401.79</u>	<u>0.00</u>	<u>0.00</u>	<u>4,405,170.92</u>	<u>45,398.12</u>	<u>45,401.79</u>
MB02 - MBIA GENERAL													
State Pool													
MB02-MBIA General	AR-0015	State Pool	11/01/08	Open	282,477.99	282,500.89	282,477.99	282,500.89	0.00	0.00	17,374,917.83	282,477.99	282,500.89
State Pool Total					<u>282,477.99</u>	<u>282,500.89</u>	<u>282,477.99</u>	<u>282,500.89</u>	<u>0.00</u>	<u>0.00</u>	<u>17,374,917.83</u>	<u>282,477.99</u>	<u>282,500.89</u>
MB02 - MBIA GENERAL Total					<u>282,477.99</u>	<u>282,500.89</u>	<u>282,477.99</u>	<u>282,500.89</u>	<u>0.00</u>	<u>0.00</u>	<u>17,374,917.83</u>	<u>282,477.99</u>	<u>282,500.89</u>
MB03 - MBIA ROAD & BRIDGE													
State Pool													
MB03-MBIA Road & Bridge	AR-0016	State Pool	11/01/08	Open	60,530.63	60,535.49	60,530.63	60,535.49	0.00	0.00	2,856,438.24	60,530.63	60,535.49
State Pool Total					<u>60,530.63</u>	<u>60,535.49</u>	<u>60,530.63</u>	<u>60,535.49</u>	<u>0.00</u>	<u>0.00</u>	<u>2,856,438.24</u>	<u>60,530.63</u>	<u>60,535.49</u>
MB03 - MBIA ROAD & BRIDGE Total					<u>60,530.63</u>	<u>60,535.49</u>	<u>60,530.63</u>	<u>60,535.49</u>	<u>0.00</u>	<u>0.00</u>	<u>2,856,438.24</u>	<u>60,530.63</u>	<u>60,535.49</u>
MB06 - MBIA TOLL RD OPERATIONS													
State Pool													
MB06-MBIA Toll Rd. Operations	AR-0019	State Pool	11/01/08	Open	290,548.33	290,571.97	290,548.33	290,571.97	0.00	0.00	3,143,377.27	290,548.33	290,571.97
State Pool Total					<u>290,548.33</u>	<u>290,571.97</u>	<u>290,548.33</u>	<u>290,571.97</u>	<u>0.00</u>	<u>0.00</u>	<u>3,143,377.27</u>	<u>290,548.33</u>	<u>290,571.97</u>
MB06 - MBIA TOLL RD OPERATIONS Total					<u>290,548.33</u>	<u>290,571.97</u>	<u>290,548.33</u>	<u>290,571.97</u>	<u>0.00</u>	<u>0.00</u>	<u>3,143,377.27</u>	<u>290,548.33</u>	<u>290,571.97</u>
PROS - Prosperity Money Mkt. Accts.													
Money Market													
Prosperity-Money Market Accts.	AR-0009	Money Market	11/30/03	Open	303,264,278.80	351,038,662.74	303,264,278.80	351,038,662.74	0.00	0.00	12,505,577.66	303,264,278.80	351,038,662.74
Money Market Total					<u>303,264,278.80</u>	<u>351,038,662.74</u>	<u>303,264,278.80</u>	<u>351,038,662.74</u>	<u>0.00</u>	<u>0.00</u>	<u>12,505,577.66</u>	<u>303,264,278.80</u>	<u>351,038,662.74</u>
PROS - Prosperity Money Mkt. Accts. Total					<u>303,264,278.80</u>	<u>351,038,662.74</u>	<u>303,264,278.80</u>	<u>351,038,662.74</u>	<u>0.00</u>	<u>0.00</u>	<u>12,505,577.66</u>	<u>303,264,278.80</u>	<u>351,038,662.74</u>
TT05 - TEXAS TERM DRAINAGE													
State Pool													
TT05-TX TERM Drainage	AR-0027	State Pool	11/01/08	Open	333.68	333.70	333.68	333.70	0.00	0.00	109,774.61	333.68	333.70
State Pool Total					<u>333.68</u>	<u>333.70</u>	<u>333.68</u>	<u>333.70</u>	<u>0.00</u>	<u>0.00</u>	<u>109,774.61</u>	<u>333.68</u>	<u>333.70</u>
TT05 - TEXAS TERM DRAINAGE Total					<u>333.68</u>	<u>333.70</u>	<u>333.68</u>	<u>333.70</u>	<u>0.00</u>	<u>0.00</u>	<u>109,774.61</u>	<u>333.68</u>	<u>333.70</u>
TT00 - TEXAS TERM GENERAL													
State Pool													
TT00-TX TERM General	AR-0022	State Pool	11/01/08	Open	1,008.76	1,008.82	1,008.76	1,008.82	0.00	0.00	10,006,437.87	1,008.76	1,008.82
State Pool Total					<u>1,008.76</u>	<u>1,008.82</u>	<u>1,008.76</u>	<u>1,008.82</u>	<u>0.00</u>	<u>0.00</u>	<u>10,006,437.87</u>	<u>1,008.76</u>	<u>1,008.82</u>
TT00 - TEXAS TERM GENERAL Total					<u>1,008.76</u>	<u>1,008.82</u>	<u>1,008.76</u>	<u>1,008.82</u>	<u>0.00</u>	<u>0.00</u>	<u>10,006,437.87</u>	<u>1,008.76</u>	<u>1,008.82</u>
TT04 - TEXAS TERM ROAD & BRIDGE													
State Pool													
TT04-TX TERM Road & Bridge	AR-0026	State Pool	11/01/08	Open	1,005.79	1,005.85	1,005.79	1,005.85	0.00	0.00	10,463.28	1,005.79	1,005.85
State Pool Total					<u>1,005.79</u>	<u>1,005.85</u>	<u>1,005.79</u>	<u>1,005.85</u>	<u>0.00</u>	<u>0.00</u>	<u>10,463.28</u>	<u>1,005.79</u>	<u>1,005.85</u>
TT04 - TEXAS TERM ROAD & BRIDGE Total					<u>1,005.79</u>	<u>1,005.85</u>	<u>1,005.79</u>	<u>1,005.85</u>	<u>0.00</u>	<u>0.00</u>	<u>10,463.28</u>	<u>1,005.79</u>	<u>1,005.85</u>
TT02 - TEXAS TERM TOLL OPERATIONS													
State Pool													
TT02-TX TERM Toll Rd. Operation	AR-0024	State Pool	11/01/08	Open	1,007.63	1,007.69	1,007.63	1,007.69	0.00	0.00	0.00	1,007.63	1,007.69
State Pool Total					<u>1,007.63</u>	<u>1,007.69</u>	<u>1,007.63</u>	<u>1,007.69</u>	<u>0.00</u>	<u>0.00</u>	<u>0.00</u>	<u>1,007.63</u>	<u>1,007.69</u>

Portfolio Position
Ft. Bend County
Effective Interest - Actual Life
Receipts in Period
02/01/15 - 02/28/15

6

CUSIP	Invest Number	Security Description	Purchase Date	Call Date	Par Value On 02/01/15	Par Value On 02/28/15	Market Val On 02/01/15	Market Val On 02/28/15	Purchase Cost	Sales Proceeds	Original Princ/Cost	Amor Value On 02/01/15	Amor Value On 02/28/15
TT02 - TEXAS TERM TOLL OPERATIONS Total					<u>1,007.63</u>	<u>1,007.69</u>	<u>1,007.63</u>	<u>1,007.69</u>	<u>0.00</u>	<u>0.00</u>	<u>0.00</u>	<u>1,007.63</u>	<u>1,007.69</u>
Combined Port													
Money Market													
Prosperity-Money Market Accts.	AR-0009	Money Market	11/30/03	Open	303,264,278.80	351,038,662.74	303,264,278.80	351,038,662.74	0.00	0.00	12,505,577.66	303,264,278.80	351,038,662.74
Money Market Total					<u>303,264,278.80</u>	<u>351,038,662.74</u>	<u>303,264,278.80</u>	<u>351,038,662.74</u>	<u>0.00</u>	<u>0.00</u>	<u>12,505,577.66</u>	<u>303,264,278.80</u>	<u>351,038,662.74</u>
State Pool													
LOG1-Logic- General	AR-0028	State Pool	11/10/08	Open	1,008.69	1,008.73	1,008.69	1,008.73	0.00	0.00	10,000,000.00	1,008.69	1,008.73
LOG2-Logic-Toll Rd.Operations	AR-0029	State Pool	11/10/08	Open	1,014.80	1,014.84	1,014.80	1,014.84	0.00	0.00	2,000,000.00	1,014.80	1,014.84
LOG3-Logic-Flood Control	AR-0030	State Pool	11/10/08	Open	1,009.98	1,010.02	1,009.98	1,010.02	0.00	0.00	3,000,000.00	1,009.98	1,010.02
LOG5-Logic-Drainage	AR-0032	State Pool	11/10/08	Open	1,008.47	1,008.51	1,008.47	1,008.51	0.00	0.00	500,000.00	1,008.47	1,008.51
LOG8-Logic-Road & Bridge	AR-0035	State Pool	11/10/08	Open	1,008.89	1,008.93	1,008.89	1,008.93	0.00	0.00	1,000,000.00	1,008.89	1,008.93
LOG9-Logic-Employee Benefits	AR-0036	State Pool	02/12/09	Open	1,008.61	1,008.65	1,008.61	1,008.65	0.00	0.00	2,000,000.00	1,008.61	1,008.65
MB02-MBIA General	AR-0015	State Pool	11/01/08	Open	282,477.99	282,500.89	282,477.99	282,500.89	0.00	0.00	17,374,917.83	282,477.99	282,500.89
MB03-MBIA Road & Bridge	AR-0016	State Pool	11/01/08	Open	60,530.63	60,535.49	60,530.63	60,535.49	0.00	0.00	2,856,438.24	60,530.63	60,535.49
MB04-MBIA Drainage	AR-0017	State Pool	11/01/08	Open	43,379.55	43,383.00	43,379.55	43,383.00	0.00	0.00	1,267,218.21	43,379.55	43,383.00
MB06-MBIA Toll Rd. Operations	AR-0019	State Pool	11/01/08	Open	290,548.33	290,571.97	290,548.33	290,571.97	0.00	0.00	3,143,377.27	290,548.33	290,571.97
MB08-MBIA Fld.Cont.(Big Crk)	AR-0021	State Pool	11/01/08	Open	45,398.12	45,401.79	45,398.12	45,401.79	0.00	0.00	4,405,170.92	45,398.12	45,401.79
MB11-MBIA EMPLOYEE BENEFITS	AR-0040	State Pool	01/07/10	Open	0.00	0.00	0.00	0.00	0.00	0.00	34,000.00	0.00	0.00
TT00-TX TERM General	AR-0022	State Pool	11/01/08	Open	1,008.76	1,008.82	1,008.76	1,008.82	0.00	0.00	10,006,437.87	1,008.76	1,008.82
TT02-TX TERM Toll Rd. Operation	AR-0024	State Pool	11/01/08	Open	1,007.63	1,007.69	1,007.63	1,007.69	0.00	0.00	0.00	1,007.63	1,007.69
TT04-TX TERM Road & Bridge	AR-0026	State Pool	11/01/08	Open	1,005.79	1,005.85	1,005.79	1,005.85	0.00	0.00	10,463.28	1,005.79	1,005.85
TT05-TX TERM Drainage	AR-0027	State Pool	11/01/08	Open	<u>333.68</u>	<u>333.70</u>	<u>333.68</u>	<u>333.70</u>	<u>0.00</u>	<u>0.00</u>	<u>109,774.61</u>	<u>333.68</u>	<u>333.70</u>
State Pool Total					<u>731,749.92</u>	<u>731,808.88</u>	<u>731,749.92</u>	<u>731,808.88</u>	<u>0.00</u>	<u>0.00</u>	<u>57,707,798.23</u>	<u>731,749.92</u>	<u>731,808.88</u>
Combined Port Total					<u>303,996,028.72</u>	<u>351,770,471.62</u>	<u>303,996,028.72</u>	<u>351,770,471.62</u>	<u>0.00</u>	<u>0.00</u>	<u>70,213,375.89</u>	<u>303,996,028.72</u>	<u>351,770,471.62</u>

Earnings and Yields Summary

7

Ft. Bend County Effective Interest - Actual Life Receipts in Period 02/01/15 - 02/28/15

Security Description	02/01/15 02/07/15	02/08/15 02/14/15	02/15/15 02/21/15	02/22/15 02/28/15	02/01/15 02/28/15
Combined Port					
Money Market	28,280.87	28,280.87	28,280.87	28,915.81	113,758.42
State Pool	<u>14.74</u>	<u>14.74</u>	<u>14.74</u>	<u>14.74</u>	<u>58.96</u>
Port Total	<u>28,295.61</u>	<u>28,295.61</u>	<u>28,295.61</u>	<u>28,930.55</u>	<u>113,817.38</u>
Combined Port					
Money Market	0.4863	0.4863	0.4863	0.4863	0.4863
State Pool	<u>0.1050</u>	<u>0.1050</u>	<u>0.1050</u>	<u>0.1050</u>	<u>0.1050</u>
Port Total	<u>0.4853</u>	<u>0.4853</u>	<u>0.4853</u>	<u>0.4854</u>	<u>0.4853</u>

Maturity Aging
Ft. Bend County
 Effective Interest - Actual Life
 Receipts in Period
 02/28/15

CUSIP	Invest Number	Security Description	Purchase Date	Days to Maturity	Yield Matur	
0 - 30 Days						
	LOG1-Logic- General	AR-0028	State Pool	11/10/08	1	0.0921
	LOG2-Logic-Toll Rd.Operations	AR-0029	State Pool	11/10/08	1	0.0921
	LOG3-Logic-Flood Control	AR-0030	State Pool	11/10/08	1	0.0921
	LOG5-Logic-Drainage	AR-0032	State Pool	11/10/08	1	0.0921
	LOG8-Logic-Road & Bridge	AR-0035	State Pool	11/10/08	1	0.0921
	LOG9-Logic-Employee Benefits	AR-0036	State Pool	02/12/09	1	0.0921
	MB02-MBIA General	AR-0015	State Pool	11/01/08	1	0.1100
	MB03-MBIA Road & Bridge	AR-0016	State Pool	11/01/08	1	0.1100
	MB04-MBIA Drainage	AR-0017	State Pool	11/01/08	1	0.1100
	MB06-MBIA Toll Rd. Operations	AR-0019	State Pool	11/01/08	1	0.1100
	MB08-MBIA Fld.Cont.(Big Crk)	AR-0021	State Pool	11/01/08	1	0.1100
	MB11-MBIA EMPLOYEE BENEFITS	AR-0040	State Pool	01/07/10	1	0.1000
	Prosperity-Money Market Accts.	AR-0009	Money Market	11/30/03	1	0.5000
	TT00-TX TERM General	AR-0022	State Pool	11/01/08	1	0.0800
	TT02-TX TERM Toll Rd. Operation	AR-0024	State Pool	11/01/08	1	0.0800
	TT04-TX TERM Road & Bridge	AR-0026	State Pool	11/01/08	1	0.0800
	TT05-TX TERM Drainage	AR-0027	State Pool	11/01/08	<u>1</u>	<u>0.0800</u>
	0 - 30 Days Total				<u>1</u>	<u>0.4992</u>
	Investment Total				<u>1</u>	<u>0.4992</u>

Activity Statement
Ft. Bend County
 Effective Interest - Actual Life
 Receipts in Period
 02/01/15 - 02/28/15

9

Purchase Date	Sale Date	CUSIP	Invest Number	Security Description	Amor Value On 02/01/15	Changes In Principal	Purchase Cost	Sales Proceeds	Purchased Interest	Int/Div Rec In the Perd	Amor Value On 02/28/15
Money Market											
11/30/03	Open	Prosperity-Money Market Accts.	AR-0009	Money Market	303,264,278.80	47,774,383.94	0.00	0.00	0.00	113,758.42	351,038,662.74
Money Market Total					<u>303,264,278.80</u>	<u>47,774,383.94</u>	<u>0.00</u>	<u>0.00</u>	<u>0.00</u>	<u>113,758.42</u>	<u>351,038,662.74</u>
State Pool											
11/01/08	Open	MB02-MBIA General	AR-0015	State Pool	282,477.99	22.90	0.00	0.00	0.00	22.90	282,500.89
11/01/08	Open	MB03-MBIA Road & Bridge	AR-0016	State Pool	60,530.63	4.86	0.00	0.00	0.00	4.86	60,535.49
11/01/08	Open	MB04-MBIA Drainage	AR-0017	State Pool	43,379.55	3.45	0.00	0.00	0.00	3.45	43,383.00
11/01/08	Open	MB06-MBIA Toll Rd. Operations	AR-0019	State Pool	290,548.33	23.64	0.00	0.00	0.00	23.64	290,571.97
11/01/08	Open	MB08-MBIA Fld.Cont.(Big Crk)	AR-0021	State Pool	45,398.12	3.67	0.00	0.00	0.00	3.67	45,401.79
11/01/08	Open	TT00-TX TERM General	AR-0022	State Pool	1,008.76	0.06	0.00	0.00	0.00	0.06	1,008.82
11/01/08	Open	TT02-TX TERM Toll Rd. Operation	AR-0024	State Pool	1,007.63	0.06	0.00	0.00	0.00	0.06	1,007.69
11/01/08	Open	TT04-TX TERM Road & Bridge	AR-0026	State Pool	1,005.79	0.06	0.00	0.00	0.00	0.06	1,005.85
11/01/08	Open	TT05-TX TERM Drainage	AR-0027	State Pool	333.68	0.02	0.00	0.00	0.00	0.02	333.70
11/10/08	Open	LOG1-Logic- General	AR-0028	State Pool	1,008.69	0.04	0.00	0.00	0.00	0.04	1,008.73
11/10/08	Open	LOG2-Logic-Toll Rd.Operations	AR-0029	State Pool	1,014.80	0.04	0.00	0.00	0.00	0.04	1,014.84
11/10/08	Open	LOG3-Logic-Flood Control	AR-0030	State Pool	1,009.98	0.04	0.00	0.00	0.00	0.04	1,010.02
11/10/08	Open	LOG5-Logic-Drainage	AR-0032	State Pool	1,008.47	0.04	0.00	0.00	0.00	0.04	1,008.51
11/10/08	Open	LOG8-Logic-Road & Bridge	AR-0035	State Pool	1,008.89	0.04	0.00	0.00	0.00	0.04	1,008.93
02/12/09	Open	LOG9-Logic-Employee Benefits	AR-0036	State Pool	1,008.61	0.04	0.00	0.00	0.00	0.04	1,008.65
01/07/10	Open	MB11-MBIA EMPLOYEE BENEFITS	AR-0040	State Pool	0.00	0.00	0.00	0.00	0.00	0.00	0.00
State Pool Total					<u>731,749.92</u>	<u>58.96</u>	<u>0.00</u>	<u>0.00</u>	<u>0.00</u>	<u>58.96</u>	<u>731,808.88</u>
Investment Total					<u>303,996,028.72</u>	<u>47,774,442.90</u>	<u>0.00</u>	<u>0.00</u>	<u>0.00</u>	<u>113,817.38</u>	<u>351,770,471.62</u>

Interest Accrual
Ft. Bend County
 Effective Interest - Actual Life
 Receipts in Period
 02/01/15 - 02/28/15

CUSIP	Invest Number	Security Description	Purchase Date	Sale Date	Yield Earned	Ending Par Val/Shares	Ending Amor Val/Cost	Purchased Interest	Int/Div Rec In the Perd	Int/Div Accrued In the Perd	PTD Purch Received	Int/Div Rec Purch/Date	Int/Div Accrued Purch/Date
Money Market													
Prosperity-Money Market Accts.	AR-0009	Money Market	11/30/03	Open	0.4863	351,038,662.74	351,038,662.74	0.00	113,758.42	0.00	0.00	22,222,856.10	0.00
Money Market Total						<u>0.4863</u>	<u>351,038,662.74</u>	<u>0.00</u>	<u>113,758.42</u>	<u>0.00</u>	<u>0.00</u>	<u>22,222,856.10</u>	<u>0.00</u>
State Pool													
MB02-MBIA General	AR-0015	State Pool	11/01/08	Open	0.1057	282,500.89	282,500.89	0.00	22.90	0.00	0.00	11,851.26	0.00
MB03-MBIA Road & Bridge	AR-0016	State Pool	11/01/08	Open	0.1047	60,535.49	60,535.49	0.00	4.86	0.00	0.00	1,274.64	0.00
MB04-MBIA Drainage	AR-0017	State Pool	11/01/08	Open	0.1037	43,383.00	43,383.00	0.00	3.45	0.00	0.00	710.91	0.00
MB06-MBIA Toll Rd. Operations	AR-0019	State Pool	11/01/08	Open	0.1061	290,571.97	290,571.97	0.00	23.64	0.00	0.00	6,508.77	0.00
MB08-MBIA Fld.Cont.(Big Crk)	AR-0021	State Pool	11/01/08	Open	0.1054	45,401.79	45,401.79	0.00	3.67	0.00	0.00	4,873.19	0.00
TT00-TX TERM General	AR-0022	State Pool	11/01/08	Open	0.0775	1,008.82	1,008.82	0.00	0.06	0.00	0.00	21,393.59	0.00
TT02-TX TERM Toll Rd. Operation	AR-0024	State Pool	11/01/08	Open	0.0776	1,007.69	1,007.69	0.00	0.06	0.00	0.00	17,937.59	0.00
TT04-TX TERM Road & Bridge	AR-0026	State Pool	11/01/08	Open	0.0778	1,005.85	1,005.85	0.00	0.06	0.00	0.00	8,213.13	0.00
TT05-TX TERM Drainage	AR-0027	State Pool	11/01/08	Open	0.0781	333.70	333.70	0.00	0.02	0.00	0.00	5,012.97	0.00
LOG1-Logic- General	AR-0028	State Pool	11/10/08	Open	0.0517	1,008.73	1,008.73	0.00	0.04	0.00	0.00	50,014.31	0.00
LOG2-Logic-Toll Rd.Operations	AR-0029	State Pool	11/10/08	Open	0.0514	1,014.84	1,014.84	0.00	0.04	0.00	0.00	62,345.92	0.00
LOG3-Logic-Flood Control	AR-0030	State Pool	11/10/08	Open	0.0516	1,010.02	1,010.02	0.00	0.04	0.00	0.00	15,036.04	0.00
LOG5-Logic-Drainage	AR-0032	State Pool	11/10/08	Open	0.0517	1,008.51	1,008.51	0.00	0.04	0.00	0.00	3,252.28	0.00
LOG8-Logic-Road & Bridge	AR-0035	State Pool	11/10/08	Open	0.0517	1,008.93	1,008.93	0.00	0.04	0.00	0.00	6,496.45	0.00
LOG9-Logic-Employee Benefits	AR-0036	State Pool	02/12/09	Open	0.0517	1,008.65	1,008.65	0.00	0.04	0.00	0.00	4,337.47	0.00
MB11-MBIA EMPLOYEE BENEFITS	AR-0040	State Pool	01/07/10	Open	0.0000	0.00	0.00	0.00	0.00	0.00	0.00	295.41	0.00
State Pool Total						<u>0.1050</u>	<u>731,808.88</u>	<u>0.00</u>	<u>58.96</u>	<u>0.00</u>	<u>0.00</u>	<u>219,553.93</u>	<u>0.00</u>
Investment Total						<u>0.4853</u>	<u>351,770,471.62</u>	<u>0.00</u>	<u>113,817.38</u>	<u>0.00</u>	<u>0.00</u>	<u>22,442,410.03</u>	<u>0.00</u>

Premium/Discount Amortization
Ft. Bend County
Effective Interest - Actual Life
Receipts in Period
02/01/15 - 02/28/15

11

CUSIP	Invest Number	Security Description	Purchase Date	Amortiz Date	Yield Earned	Beginning Par Val/Shares	Beginning Unamor Val/Cost	Premium Discount	Ending Par Val/Shares	Ending Amor Val/Cost	Unamor Prem/Dscnt	Amortization In the Perd	Amortization Purch/Date
Money Market													
Prosperity-Money Market Accts.	AR-0009	Money Market	11/30/03	Open	0.4863	303,264,278.80	303,264,278.80	0.00	351,038,662.74	351,038,662.74	0.00	0.00	0.00
Money Market Total						<u>0.4863</u>	<u>303,264,278.80</u>	<u>0.00</u>	<u>351,038,662.74</u>	<u>351,038,662.74</u>	<u>0.00</u>	<u>0.00</u>	<u>0.00</u>
State Pool													
MB02-MBIA General	AR-0015	State Pool	11/01/08	Open	0.1057	282,477.99	282,477.99	0.00	282,500.89	282,500.89	0.00	0.00	0.00
MB03-MBIA Road & Bridge	AR-0016	State Pool	11/01/08	Open	0.1047	60,530.63	60,530.63	0.00	60,535.49	60,535.49	0.00	0.00	0.00
MB04-MBIA Drainage	AR-0017	State Pool	11/01/08	Open	0.1037	43,379.55	43,379.55	0.00	43,383.00	43,383.00	0.00	0.00	0.00
MB06-MBIA Toll Rd. Operations	AR-0019	State Pool	11/01/08	Open	0.1061	290,548.33	290,548.33	0.00	290,571.97	290,571.97	0.00	0.00	0.00
MB08-MBIA Fld.Cont.(Big Crk)	AR-0021	State Pool	11/01/08	Open	0.1054	45,398.12	45,398.12	0.00	45,401.79	45,401.79	0.00	0.00	0.00
TT00-TX TERM General	AR-0022	State Pool	11/01/08	Open	0.0775	1,008.76	1,008.76	0.00	1,008.82	1,008.82	0.00	0.00	0.00
TT02-TX TERM Toll Rd. Operation	AR-0024	State Pool	11/01/08	Open	0.0776	1,007.63	1,007.63	0.00	1,007.69	1,007.69	0.00	0.00	0.00
TT04-TX TERM Road & Bridge	AR-0026	State Pool	11/01/08	Open	0.0778	1,005.79	1,005.79	0.00	1,005.85	1,005.85	0.00	0.00	0.00
TT05-TX TERM Drainage	AR-0027	State Pool	11/01/08	Open	0.0781	333.68	333.68	0.00	333.70	333.70	0.00	0.00	0.00
LOG1-Logic- General	AR-0028	State Pool	11/10/08	Open	0.0517	1,008.69	1,008.69	0.00	1,008.73	1,008.73	0.00	0.00	0.00
LOG2-Logic-Toll Rd.Operations	AR-0029	State Pool	11/10/08	Open	0.0514	1,014.80	1,014.80	0.00	1,014.84	1,014.84	0.00	0.00	0.00
LOG3-Logic-Flood Control	AR-0030	State Pool	11/10/08	Open	0.0516	1,009.98	1,009.98	0.00	1,010.02	1,010.02	0.00	0.00	0.00
LOG5-Logic-Drainage	AR-0032	State Pool	11/10/08	Open	0.0517	1,008.47	1,008.47	0.00	1,008.51	1,008.51	0.00	0.00	0.00
LOG8-Logic-Road & Bridge	AR-0035	State Pool	11/10/08	Open	0.0517	1,008.89	1,008.89	0.00	1,008.93	1,008.93	0.00	0.00	0.00
LOG9-Logic-Employee Benefits	AR-0036	State Pool	02/12/09	Open	0.0517	1,008.61	1,008.61	0.00	1,008.65	1,008.65	0.00	0.00	0.00
MB11-MBIA EMPLOYEE BENEFITS	AR-0040	State Pool	01/07/10	Open	0.0000	0.00	0.00	0.00	0.00	0.00	0.00	0.00	0.00
State Pool Total						<u>0.1050</u>	<u>731,749.92</u>	<u>0.00</u>	<u>731,808.88</u>	<u>731,808.88</u>	<u>0.00</u>	<u>0.00</u>	<u>0.00</u>
Investment Total						<u>0.4853</u>	<u>303,996,028.72</u>	<u>0.00</u>	<u>351,770,471.62</u>	<u>351,770,471.62</u>	<u>0.00</u>	<u>0.00</u>	<u>0.00</u>

Open Investments
Ft. Bend County
Effective Interest - Actual Life
Receipts in Period
02/28/15

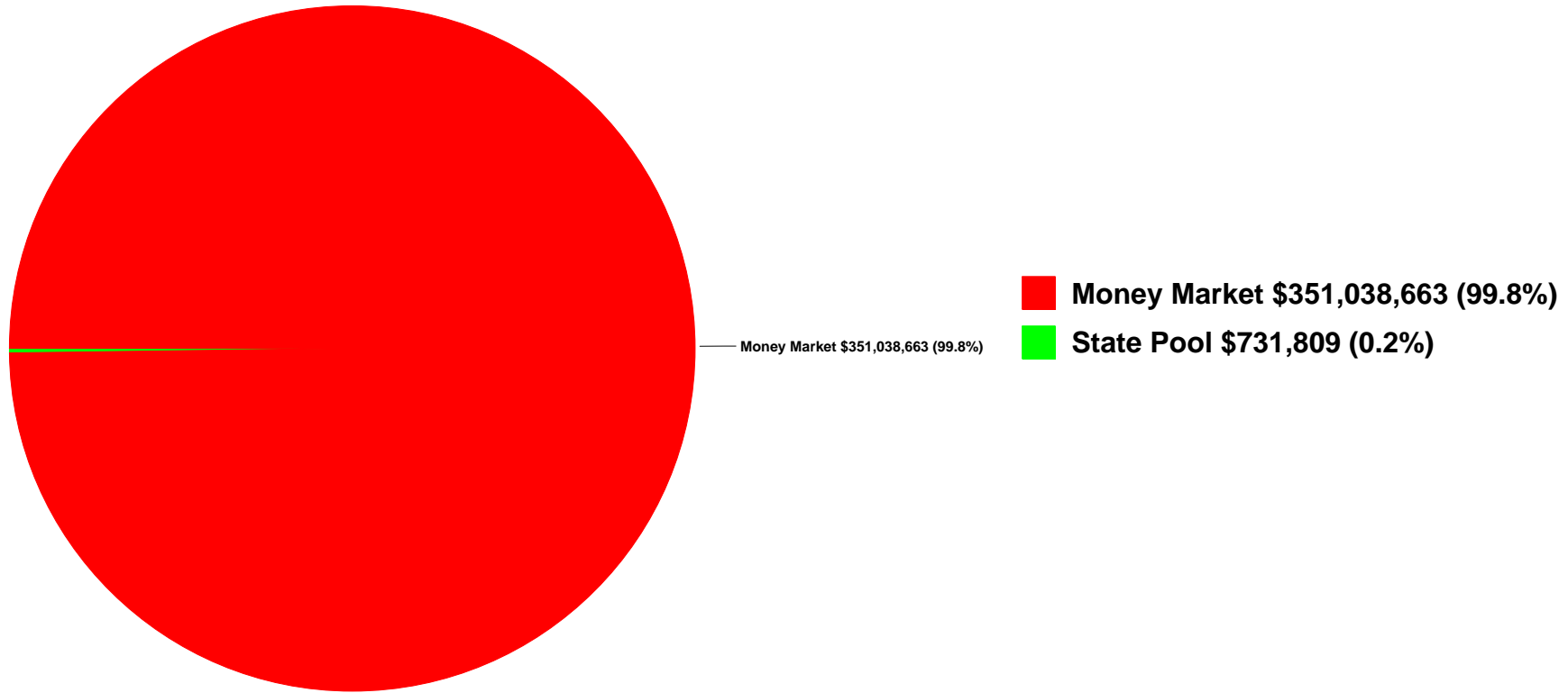
12

CUSIP	Invest Number	Security Description	Invest Class	Purchase Date	Call Date	Purchase Institut	SafeKeep Institut	Issuing Institut	Yield Matur	Yield Call	Original Unit Cost	Original Par Val/Shares	Original Princ/Cost	Orig Prem Discount	Ending Unit Price	Ending Par Val/Shares	Ending Amor Val/Cost	Unamor Prem/Dscnt
Money Market																		
Prosperity-Money Market Accts.	AR-0009	Money Market		11/30/03	Open	100	100	100	0.5000	0.5000	1.000000	12,505,577.66	12,505,577.66	0.00	1.000000	351,038,662.74	351,038,662.74	0.00
Money Market Total									<u>0.5000</u>	<u>0.5000</u>	<u>1.000000</u>	<u>12,505,577.66</u>	<u>12,505,577.66</u>	<u>0.00</u>	<u>1.000000</u>	<u>351,038,662.74</u>	<u>351,038,662.74</u>	<u>0.00</u>
State Pool																		
MB02-MBIA General	AR-0015	State Pool		11/01/08	Open	2000	2000	2000	0.1100	0.1100	1.000000	17,374,917.83	17,374,917.83	0.00	1.000000	282,500.89	282,500.89	0.00
MB03-MBIA Road & Bridge	AR-0016	State Pool		11/01/08	Open	2000	2000	2000	0.1100	0.1100	1.000000	2,856,438.24	2,856,438.24	0.00	1.000000	60,535.49	60,535.49	0.00
MB04-MBIA Drainage	AR-0017	State Pool		11/01/08	Open	2000	2000	2000	0.1100	0.1100	1.000000	1,267,218.21	1,267,218.21	0.00	1.000000	43,383.00	43,383.00	0.00
MB06-MBIA Toll Rd. Operations	AR-0019	State Pool		11/01/08	Open	2000	2000	2000	0.1100	0.1100	1.000000	3,143,377.27	3,143,377.27	0.00	1.000000	290,571.97	290,571.97	0.00
MB08-MBIA Fld.Cont.(Big Crk)	AR-0021	State Pool		11/01/08	Open	2000	2000	2000	0.1100	0.1100	1.000000	4,405,170.92	4,405,170.92	0.00	1.000000	45,401.79	45,401.79	0.00
TT00-TX TERM General	AR-0022	State Pool		11/01/08	Open	2005	2005	2005	0.0800	0.0800	1.000000	10,006,437.87	10,006,437.87	0.00	1.000000	1,008.82	1,008.82	0.00
TT02-TX TERM Toll Rd. Operation	AR-0024	State Pool		11/01/08	Open	2005	2005	2005	0.0800	0.0800	0.000000	0.00	0.00	0.00	1.000000	1,007.69	1,007.69	0.00
TT04-TX TERM Road & Bridge	AR-0026	State Pool		11/01/08	Open	2005	2005	2005	0.0800	0.0800	1.000000	10,463.28	10,463.28	0.00	1.000000	1,005.85	1,005.85	0.00
TT05-TX TERM Drainage	AR-0027	State Pool		11/01/08	Open	2005	2005	2005	0.0800	0.0800	1.000000	109,774.61	109,774.61	0.00	1.000000	333.70	333.70	0.00
LOG1-Logic- General	AR-0028	State Pool		11/10/08	Open	200	200	200	0.0921	0.0921	1.000000	10,000,000.00	10,000,000.00	0.00	1.000000	1,008.73	1,008.73	0.00
LOG2-Logic-Toll Rd.Operations	AR-0029	State Pool		11/10/08	Open	200	200	200	0.0921	0.0921	1.000000	2,000,000.00	2,000,000.00	0.00	1.000000	1,014.84	1,014.84	0.00
LOG3-Logic-Flood Control	AR-0030	State Pool		11/10/08	Open	200	200	200	0.0921	0.0921	1.000000	3,000,000.00	3,000,000.00	0.00	1.000000	1,010.02	1,010.02	0.00
LOG5-Logic-Drainage	AR-0032	State Pool		11/10/08	Open	200	200	200	0.0921	0.0921	1.000000	500,000.00	500,000.00	0.00	1.000000	1,008.51	1,008.51	0.00
LOG8-Logic-Road & Bridge	AR-0035	State Pool		11/10/08	Open	200	200	200	0.0921	0.0921	1.000000	1,000,000.00	1,000,000.00	0.00	1.000000	1,008.93	1,008.93	0.00
LOG9-Logic-Employee Benefits	AR-0036	State Pool		02/12/09	Open	200	200	200	0.0921	0.0921	1.000000	2,000,000.00	2,000,000.00	0.00	1.000000	1,008.65	1,008.65	0.00
MB11-MBIA EMPLOYEE BENEFITS	AR-0040	State Pool		01/07/10	Open	2000	2000	2000	0.1000	0.1000	1.000000	34,000.00	34,000.00	0.00	0.000000	0.00	0.00	0.00
State Pool Total									<u>0.1098</u>	<u>0.1098</u>	<u>1.000000</u>	<u>57,707,798.23</u>	<u>57,707,798.23</u>	<u>0.00</u>	<u>1.000000</u>	<u>731,808.88</u>	<u>731,808.88</u>	<u>0.00</u>
Investment Total									<u>0.4992</u>	<u>0.4992</u>	<u>1.000000</u>	<u>70,213,375.89</u>	<u>70,213,375.89</u>	<u>0.00</u>	<u>1.000000</u>	<u>351,770,471.62</u>	<u>351,770,471.62</u>	<u>0.00</u>

Open Investments
Ft. Bend County
Effective Interest - Actual Life
Receipts in Period
02/28/15

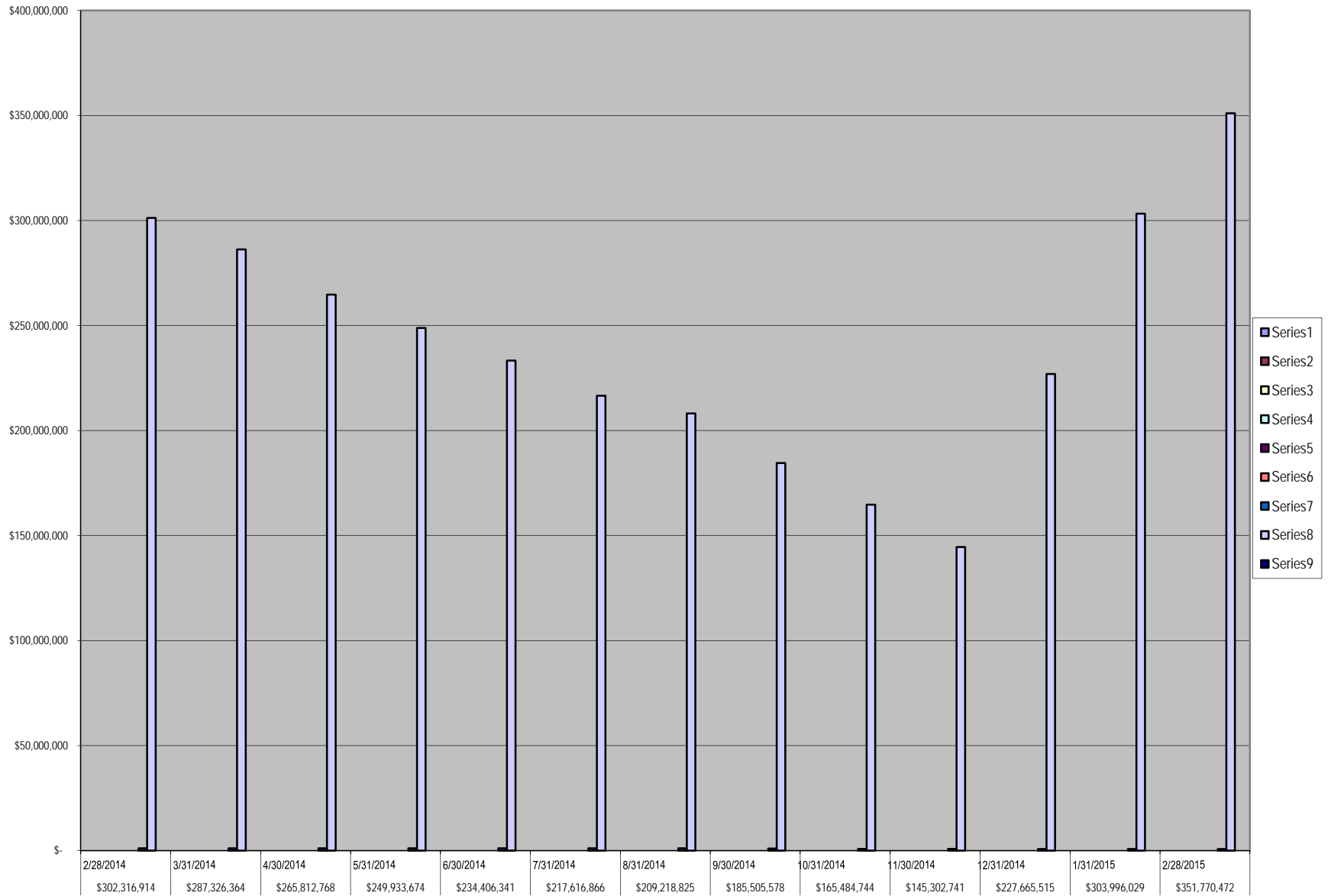
By Security

Open Investments \$351,770,472



FBC INVESTMENT TRAILING 12 MONTHS

Open Investments		FARMERS MAC DN	FMC	FHLB	FHLMC	FNMA	FNMA DISCOUNT NOTE	State Pool	Prosperity Money Market	Prosperity - Invst. Acct.
\$ 302,316,914	2/28/2014	\$ -	\$ -	\$ -	\$ -	\$ -	\$ -	\$ 1,080,877	\$ 301,236,037	\$ -
\$ 287,326,364	3/31/2014	\$ -	\$ -	\$ -	\$ -	\$ -	\$ -	\$ 1,080,964	\$ 286,245,400	\$ -
\$ 265,812,768	4/30/2014	\$ -	\$ -	\$ -	\$ -	\$ -	\$ -	\$ 1,081,048	\$ 264,731,720	\$ -
\$ 249,933,674	5/31/2014	\$ -	\$ -	\$ -	\$ -	\$ -	\$ -	\$ 1,081,135	\$ 248,852,538	\$ -
\$ 234,406,341	6/30/2014	\$ -	\$ -	\$ -	\$ -	\$ -	\$ -	\$ 1,081,219	\$ 233,325,121	\$ -
\$ 217,616,866	7/31/2014	\$ -	\$ -	\$ -	\$ -	\$ -	\$ -	\$ 1,081,306	\$ 216,535,560	\$ -
\$ 209,218,825	8/31/2014	\$ -	\$ -	\$ -	\$ -	\$ -	\$ -	\$ 1,081,394	\$ 208,137,431	\$ -
\$ 185,505,578	9/30/2014	\$ -	\$ -	\$ -	\$ -	\$ -	\$ -	\$ 981,476	\$ 184,524,102	\$ -
\$ 165,484,744	10/31/2014	\$ -	\$ -	\$ -	\$ -	\$ -	\$ -	\$ 765,862	\$ 164,718,882	\$ -
\$ 145,302,741	11/30/2014	\$ -	\$ -	\$ -	\$ -	\$ -	\$ -	\$ 765,922	\$ 144,536,819	\$ -
\$ 227,665,515	12/31/2014	\$ -	\$ -	\$ -	\$ -	\$ -	\$ -	\$ 731,686	\$ 226,933,829	\$ -
\$ 303,996,029	1/31/2015	\$ -	\$ -	\$ -	\$ -	\$ -	\$ -	\$ 731,750	\$ 303,264,279	\$ -
\$ 351,770,472	2/28/2015	\$ -	\$ -	\$ -	\$ -	\$ -	\$ -	\$ 731,809	\$ 351,035,663	\$ -



Wendt, Sandra

From: Laura Turner (111) <Laura.Turner@prosperitybankusa.com>
Sent: Tuesday, February 03, 2015 8:05 AM
To: Brogdon, Jennifer; Elster, Melissa; Schultz, Patsy; Matheaus, Robin; Wendt, Sandra
Subject: February Interest Rates

Good morning,

In accordance to the Depository bid, the variable interest rate for the month of February will reflect the change in the 91 day t-bill rate. The 91 day t-bill investment rate is 0.020%. Rate paid will be 0.75% on the General Operating Account and 0.310% (0.020% + .29) on all other accounts.

Thank you,

Laura Turner

Banking Officer/Lending Assistant

Prosperity Bank

Sugar Land Banking Center

14060 Southwest Freeway

Sugar Land, TX 77478

Phone: 281-269-7200

Direct: 281-269-7254

Fax: 281-269-7108

Email: laura.turner@prosperitybankusa.com

NYSE: PB

This transmission may contain information that is privileged, confidential and or exempt from disclosure under applicable law. If you are not the intended recipient, you are hereby notified that any disclosure, copying, distribution or use of the information contained herein (including any reliance thereon) is **STRICTLY PROHIBITED**. If you received this transmission in error, please immediately contact the sender and destroy the material in its entirety, whether in electronic or hard copy format. Thank you.



Daily Rates

February 2015

TXCLASS

Average Monthly Yield - .11%

Date	Dividend Rate	Annual Yield
01-Feb-15	0.000002879	0.11%
02-Feb-15	0.000002879	0.11%
03-Feb-15	0.000002879	0.11%
04-Feb-15	0.000002879	0.11%
05-Feb-15	0.000002879	0.11%
06-Feb-15	0.000002879	0.11%
07-Feb-15	0.000002879	0.11%
08-Feb-15	0.000002879	0.11%
09-Feb-15	0.000002879	0.11%
10-Feb-15	0.000002879	0.11%
11-Feb-15	0.000002879	0.11%
12-Feb-15	0.000002899	0.11%
13-Feb-15	0.000002882	0.11%
14-Feb-15	0.000002882	0.11%
15-Feb-15	0.000002882	0.11%
16-Feb-15	0.000002882	0.11%
17-Feb-15	0.000002879	0.11%
18-Feb-15	0.000002879	0.11%
19-Feb-15	0.000002879	0.11%
20-Feb-15	0.000002879	0.11%
21-Feb-15	0.000002879	0.11%
22-Feb-15	0.000002879	0.11%
23-Feb-15	0.000002879	0.11%
24-Feb-15	0.000002879	0.11%
25-Feb-15	0.000002901	0.11%
26-Feb-15	0.000002879	0.11%
27-Feb-15	0.000003152	0.12%
28-Feb-15	0.000003152	0.12%

Current Rates:

As of February 28, 2015

Current Yield¹	<u>0.09%</u>
One-Day Yield¹	<u>0.09%</u>
Allocation Factor¹	<u>0.000002528</u>

Historical Rates:

Monthly Distribution Yields²

	2006	2007	2008	2009	2010	2011	2012	2013	2014	2015
January	4.25%	5.25%	4.27%	1.14%	0.17%	0.14%	0.08%	0.12%	0.04%	0.07%
February	4.48%	5.28%	3.57%	0.83%	0.17%	0.17%	0.10%	0.10%	0.04%	0.08%
March	4.55%	5.29%	2.98%	0.74%	0.18%	0.14%	0.10%	0.10%	0.04%	
April	4.72%	5.26%	2.51%	0.63%	0.19%	0.10%	0.10%	0.08%	0.04%	
May	4.87%	5.23%	2.36%	0.55%	0.19%	0.09%	0.12%	0.08%	0.04%	
June	4.98%	5.26%	2.26%	0.50%	0.21%	0.09%	0.13%	0.05%	0.04%	
July	5.16%	5.25%	2.29%	0.42%	0.23%	0.06%	0.13%	0.05%	0.05%	
August	5.20%	5.25%	2.39%	0.41%	0.24%	0.08%	0.13%	0.05%	0.06%	
September	5.24%	5.15%	2.38%	0.37%	0.21%	0.07%	0.13%	0.05%	0.06%	
October	5.25%	4.99%	2.65%	0.27%	0.19%	0.07%	0.13%	0.04%	0.06%	
November	5.25%	4.80%	2.13%	0.26%	0.17%	0.08%	0.13%	0.04%	0.06%	
December	5.25%	4.53%	1.79%	0.23%	0.15%	0.11%	0.13%	0.04%	0.07%	

**Call Toll-Free
1-866-TEX-TERM**

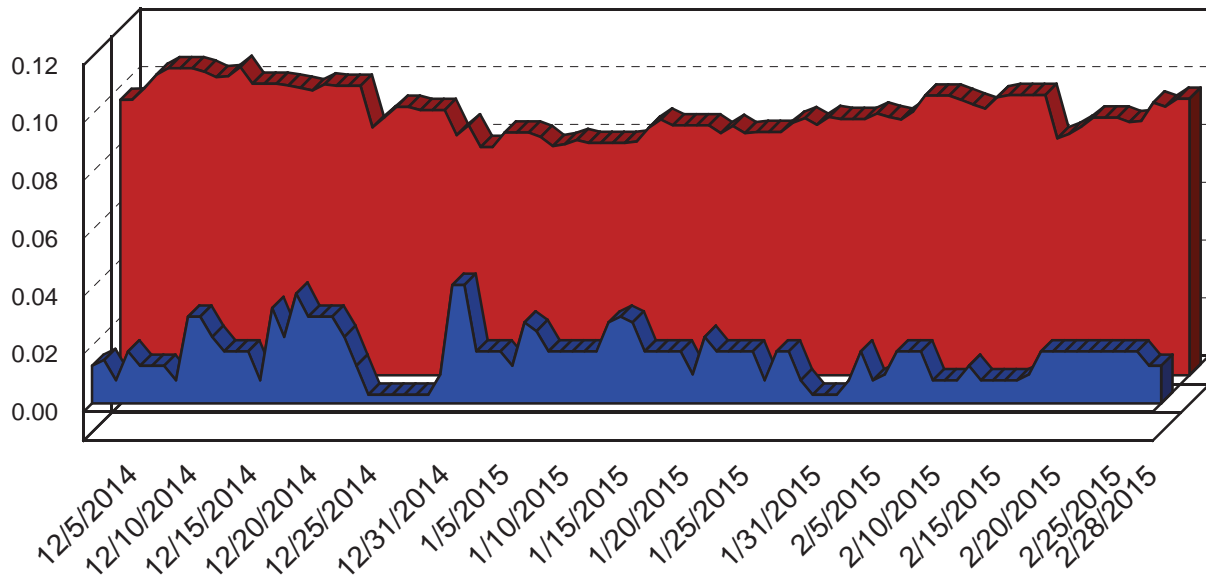
Past performance is not indicative of future results and yields may vary.

(1) The current yield, which is also known as the current annualized yield or current seven-day yield, represents the net change, exclusive of capital changes and income other than investment income, in the value of a hypothetical account with a balance of one share (normally \$1.00 per share) over a seven-day base period expressed as a percentage of the value of one share at the beginning of the seven-day period. This resulting net change in account value is then annualized by multiplying it by 365 and dividing the result by 7. The yields shown may reflect fee waivers by service providers that subsidize and reduce the total operating expenses of the TexasDAILY portfolio. Portfolio yields would be lower if there were no such waivers. The allocation factor represents the daily net income dividend declared by the TexasDAILY portfolio divided by the portfolio's daily net assets. The one-day yield represents the allocation factor of the TexasDAILY portfolio divided by the daily net asset value per share (normally \$1.00) multiplied by 365. Unlike the current yield—which excludes capital changes and income other than investment income—the allocation factor and one-day yield are inclusive of capital changes and any income other than investment income.

(2) The monthly distribution yield represents the sum of a month's one-day allocation factors divided by the number of days in that month, and multiplied by 365. The yields shown may reflect fee waivers by service providers that subsidize and reduce the total operating expenses of the TexasDAILY portfolio. Portfolio yields would be lower if there were no such waivers.

*This information is for institutional investor use only, not for further distribution to retail investors, and does not represent an offer to sell or a solicitation of an offer to buy or sell any fund or other security. Investors should consider the Pool's investment objectives, risks, charges and expenses before investing. This and other information about the Pool is available in the Pool's Information Statement, which should be read carefully before investing. A copy of the Pool's Information Statement may be obtained by calling 1-866-839-8376 or is available on the Pool's website at www.texasterm.net. While TexasDAILY seeks to maintain a stable net asset value of \$1.00 per share and TexasTERM seeks to achieve a net asset value of \$1.00 per share at its stated maturity, it is possible to lose money investing in the Pool. An investment in the Pool is not insured or guaranteed by the Federal Deposit Insurance Corporation or any other government agency. Shares of the Pool are distributed by **PFM Fund Distributors, Inc.**, member Financial Industry Regulatory Authority (FINRA) (www.finra.org) and Securities Investor Protection Corporation (SIPC) (www.sipc.org). PFM Fund Distributors, Inc. is a wholly owned subsidiary of PFM Asset Management LLC.*

LOGIC versus 90-Day Treasury Bill



■ 90 Day T-Bill Rate ■ LOGIC Rate

This material is for information purposes only. This information does not represent an offer to buy or sell a security. The above rate information is obtained from sources that are believed to be reliable; however, its accuracy or completeness may be subject to change. The LOGIC management fee may be waived in full or in part at the discretion of the LOGIC co-administrators and the LOGIC rate for the period shown reflects waiver of fees. This table represents historical investment performance/return to the customer, net of fees, and is not an indication of future performance. An investment in the security is not insured or guaranteed by the Federal Deposit Insurance Corporation or any other government agency. Although the issuer seeks to preserve the value of an investment at \$1.00 per share, it is possible to lose money by investing in the security. Information about these and other program details are in the fund's Information Statement which should be read carefully before investing. The yield on the 90-Day Treasury Bill ("T-Bill Yield") is shown for comparative purposes only. When comparing the investment returns of the LOGIC pool to the T-Bill Yield, you should know that the LOGIC pool consist of allocations of specific diversified securities as detailed in the respective Information Statements. The T-Bill Yield is taken from Bloomberg Finance L.P. and represents the daily closing yield on the then current 90-day T-Bill.

Daily Summary for February 2015

Date	Mny Mkt Fund Equiv. [SEC Std.]	Daily Allocation Factor	LOGIC Invested Balance	Market Value Per Share	WAM Days (1)*	WAM Days (2)*
2/1/2015	0.0887%	0.000002431	\$4,685,467,403.35	1.000035	55	55
2/2/2015	0.0906%	0.000002481	\$4,746,122,592.80	1.000040	56	56
2/3/2015	0.0894%	0.000002450	\$4,825,667,102.05	1.000036	55	55
2/4/2015	0.0885%	0.000002424	\$4,872,041,591.38	1.000041	55	55
2/5/2015	0.0913%	0.000002500	\$4,919,573,179.10	1.000039	55	55
2/6/2015	0.0968%	0.000002653	\$4,925,479,319.71	1.000019	54	55
2/7/2015	0.0968%	0.000002653	\$4,925,479,319.71	1.000019	54	55
2/8/2015	0.0968%	0.000002653	\$4,925,479,319.71	1.000019	54	55
2/9/2015	0.0953%	0.000002611	\$4,916,014,537.70	1.000035	55	55
2/10/2015	0.0937%	0.000002566	\$4,943,679,795.35	1.000037	54	54
2/11/2015	0.0923%	0.000002529	\$4,952,759,341.59	1.000038	56	56
2/12/2015	0.0962%	0.000002635	\$4,881,251,336.89	1.000042	56	56
2/13/2015	0.0970%	0.000002657	\$4,541,188,721.18	1.000029	57	57
2/14/2015	0.0970%	0.000002657	\$4,541,188,721.18	1.000029	57	57
2/15/2015	0.0970%	0.000002657	\$4,541,188,721.18	1.000029	57	57
2/16/2015	0.0970%	0.000002657	\$4,541,188,721.18	1.000029	57	57
2/17/2015	0.0820%	0.000002247	\$4,620,364,740.65	1.000045	55	55
2/18/2015	0.0836%	0.000002291	\$4,645,838,600.52	1.000050	56	56
2/19/2015	0.0860%	0.000002355	\$4,648,257,989.92	1.000046	57	57
2/20/2015	0.0892%	0.000002443	\$4,566,827,865.45	1.000034	55	55
2/21/2015	0.0892%	0.000002443	\$4,566,827,865.45	1.000034	55	55
2/22/2015	0.0892%	0.000002443	\$4,566,827,865.45	1.000034	55	55
2/23/2015	0.0876%	0.000002401	\$4,564,499,244.12	1.000049	57	57
2/24/2015	0.0880%	0.000002412	\$4,551,602,918.89	1.000051	58	58
2/25/2015	0.0944%	0.000002586	\$4,335,961,849.39	1.000052	59	59
2/26/2015	0.0930%	0.000002549	\$4,314,630,148.39	1.000054	58	58
2/27/2015	0.0957%	0.000002622	\$4,259,905,573.48	1.000044	56	56
2/28/2015	0.0957%	0.000002622	\$4,259,905,573.48	1.000044	56	56
Average	0.0921%	0.000002522	\$4,663,757,855.69		56	56

Prosperity Bank
Money Market Accounts
February 28, 2015

FUND	DESCRIPTION	BEGINNING BALANCE	DEPOSITS	WITH- DRAWALS	INTEREST	ENDING BALANCE
100	General Operating	74,636,323.44	67,191,791.80	29,114,538.35	58,179.33	112,771,756.22
150	Juvenile Operations	9,113,557.52	327,856.42	943,338.85	2,119.28	8,500,194.37
155	Road & Bridge	10,859,380.07	4,800,319.13	1,237,301.38	3,199.35	14,425,597.17
160	Drainage District	7,075,513.76	6,338,520.64	525,614.27	2,593.83	12,891,013.96
165	Lateral Road	673,860.24	-	-	160.80	674,021.04
170	Statue Restoration	4,281.21	-	-	1.02	4,282.23
175	City Water Assistance	23,124.28	272.00	343.45	5.54	23,058.37
185	Entex Contributions	744.92	-	549.26	0.10	195.76
190	H L & P Assistance	12,739.32	-	9,238.55	1.78	3,502.55
195	County Law Library	1,158,419.33	24,263.94	43,753.37	274.50	1,139,204.40
200	Law Enforcement Academy	662,242.58	16,420.00	12,582.83	156.88	666,236.63
210	Ambulance Paramedics	7,307.33	-	162.10	1.73	7,146.96
360	Law Enforcement Training	60,278.58	10,962.99	-	14.57	71,256.14
215	Library Donations	145,828.35	3,347.35	23,919.11	32.64	125,289.23
225	FBC Asset Forfeiture.Task-State	461,895.04	344,146.91	5,520.40	144.75	800,666.30
235	Probate Court Training	80,746.05	395.00	-	19.31	81,160.36
245	Alert Program-Juvenile	50,037.06	110.00	-	11.94	50,159.00
255	D A Asset Forfeiture-Fed.	787.02	-	-	0.19	787.21
260	D A Bad Check Coll Fund	83,393.94	1,268.38	814.55	20.06	83,867.83
265	Gus George Memorial	2,146.67	-	-	0.51	2,147.18
275	D A Special Fund Run	17,778.55	-	-	4.24	17,782.79
280	Co.Atty.Supplemental Salary	193,730.34	-	5,127.04	45.61	188,648.91
285	FBC Records Management	2,483,765.06	47,748.78	64,192.08	592.74	2,467,914.50
290	VIT Interest (Tax Coll)	1,044.80	-	972.77	0.22	72.25
300	FBC Elections	923,477.17	2,361.28	403.95	220.51	925,655.01
305	FBC Asset Forfeiture.Task-Fed.	38,430.57	-	1,353.00	8.96	37,086.53
310	Sheriff Ofc/Forfeiture.Assets-St.	545,530.99	2,454.25	51,963.40	125.14	496,146.98
315	Sheriff Ofc/Forfeiture.Assets-Fed.	544,023.64	172.14	17,523.82	129.06	526,801.02
320	Constable Pct. 2 F/A	2,321.91	-	-	0.55	2,322.46
335	DA Asset Forfeiture.-State	208,358.27	-	12,102.12	48.52	196,304.67
355	FBC Co.Child Abuse Prev.	12,012.53	51.64	3.40	2.87	12,063.64
732	2007 Facilities Constr.Bonds	102,633.36	-	7,908.00	24.22	94,749.58

Prosperity Bank
Money Market Accounts
February 28, 2015

810	Toll Road Operations	55,247,444.76	4,477.80	2,125,928.07	13,022.95	53,139,017.44
896	On Site Wastewater	1,315.50	470.00	0.50	0.37	1,785.37
898	Consolidated Court Cost	745,995.70	289,885.61	751,323.45	41.15	284,599.01
390	Child Protective Service IV-E	119,240.14	7,514.47	25,029.68	24.10	101,749.03
400	CDGB 2001	26,935.11	208,792.77	189,762.56	10.65	45,975.97
402	Hope 3 Program Sales	5,438.57	-	-	1.30	5,439.87
410	Child Support IVD Reimb.	222,428.01	1,306.12	5,305.75	53.15	218,481.53
415	Local Law Enf.Block Grant	99,361.53	-	32,491.02	19.65	66,890.16
440	Supervision	1,901,627.78	247,499.93	505,074.38	415.96	1,644,469.29
855	Work.Comp &Unempl. Ins.	4,193,610.17	28,500.07	122,908.76	979.91	4,100,181.39
205	Surface Water Supply Corp.	7,737.54	-	-	1.85	7,739.39
TREA	Treasurer's Account	73,148.76	5,018,943.25	1,742,542.00	111.27	3,349,661.28
INVE	FBC Investment Account	-	-	-	-	-
850M	Boon-Chapman Medical	11,494,544.81	50.77	2,694,334.38	2,370.87	8,802,632.07
850D	Boon-Chapman Dental	3,108,530.73	115.20	126,806.96	727.49	2,982,566.46
850	Employee Benefits	7,385,878.85	691,634.78	447,718.49	1,800.84	7,631,595.98
882	Boon-Chapman 125	120,552.78	41,538.96	67,365.32	25.88	94,752.30
884	Fee Officer's Account	1,667,706.38	2,030,726.60	1,467,230.02	-	2,231,202.96
912	JP Credit Card Processing	67,200.03	218,380.64	224,167.32	11.58	61,424.93
908	EMS Credit Card Processing	10,419.50	15,894.53	11,350.71	2.25	14,965.57
600/605	Debt Service Account	23,612,090.37	6,072,131.90	1,153,900.00	6,637.53	28,536,959.80
726	Oyster Creek	40,424.48	-	-	9.65	40,434.13
728	Flood Control Water Supply	324,919.30	-	12,716.65	75.59	312,278.24
GAS	FBC Fuel Account (Susser)	1.81	269,260.26	269,262.07	3.36	3.36
734	2009 Justice Center Const.Bnds	128,901.78	-	13,555.86	29.61	115,375.53
332	Fire Marshal St. Ass't. Forfeiture	652.51	-	-	0.16	652.67
JPEF	JP #4 E-Filing	213.03	1,303.37	1,389.40	0.07	127.07
DACC	D A Credit Card Processing	617.92	9,170.65	7,882.54	0.36	1,906.39
PTCC	Public Transportation Credit Cards	120.74	480.98	489.28	0.04	112.48
CSCC	CSCD Credit Card	55,818.01	90,037.29	72,825.56	14.50	73,044.24
LBCC	Library Credit Card	1,437.49	8,169.00	5,820.25	0.63	3,786.87
815	Grand Pkwy Toll Road Ops	7,692,986.81	144,782.11	347,929.00	1,781.66	7,491,621.58
145	Emergency Svc Dist 100	3,379,756.28	-	-	806.52	3,380,562.80

Prosperity Bank
Money Market Accounts
February 28, 2015

130	Assistant Dist Number 1	6,816,900.44	428,106.58	1,250.00	1,684.71	7,245,441.73
131	Assistant Dist Number 2	1,147,067.75	93,072.94	833.00	286.25	1,239,593.94
133	Assistant Dist Number 4	191,215.38	21,666.01	2,450.00	48.20	210,479.59
134	Assistant Dist Number 5	88,571.19	3,687.10	350.00	21.58	91,929.87
800S	Sr. Lien Toll Rd Rev Bonds 2012	3,692,716.11	-	523,636.52	770.10	3,169,849.69
805	Grand Pkwy Toll RD Rev Bond	10,607,917.37	-	402,088.33	2,491.53	10,208,320.57
738	Mobility Projects Bond 2012	-	-	-	-	-
206	Industrial Development Corp	229,342.76	-	-	54.73	229,397.49
135	Assistant Dist Number 6	732,309.03	144,062.97	-	186.99	876,558.99
CCCS	Non Fee Officer CC Clearing Acct	17,761.53	4,526.19	17,761.53	2.20	4,528.39
801	Sr. Lien Toll Rd Rev Bonds 2014	47,817,706.16	-	2,095,320.57	11,090.48	45,733,476.07
	Total	303,264,278.80	95,208,651.50	47,548,025.98	113,758.42	351,038,662.74