

# Investment Report

## Ft. Bend County

12/01/17 - 12/31/17

This report summarizes the investment position of Ft. Bend County for the period 12/01/17 to 12/31/17.

	11/30/17	12/31/17
Book Value	303,063,731.78	334,698,927.48
Market Value	302,873,907.23	334,518,131.73
Par Value	303,062,222.23	334,697,771.73
Change in Market Value		8,675.00
Weighted Average Maturity (in Days)	30	25
Weighted Average Yield-to-Maturity of Portfolio	1.3448%	1.5133%
Yield-to-Maturity of 90 Day T-Bill	0.0000%	0.0000%
Accrued Interest		26,766.11

This report is presented in accordance with the Texas Government Code Title 10 Section 2256.023. The below signed hereby certify that, to the best of their knowledge on the date this report was created, Ft. Bend County is in compliance with the provisions of Government Code 2256 and with the stated policies and strategies of Ft. Bend County.



Director of Finance & Investments

2-12-18

Date



County Treasurer

2/13/2018

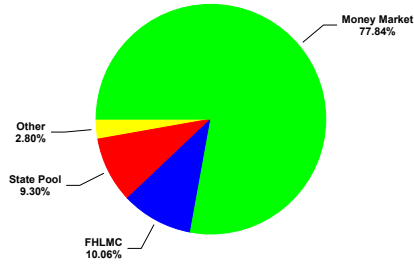
Date

# Investment Report

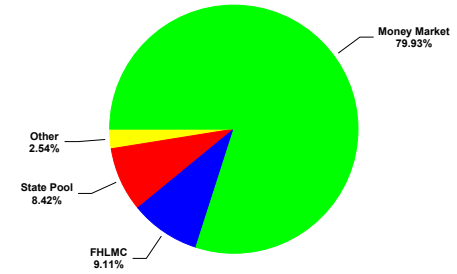
## Ft. Bend County

12/01/17 - 12/31/17

### Portfolio Composition - 11/30/17



### Portfolio Composition - 12/31/17

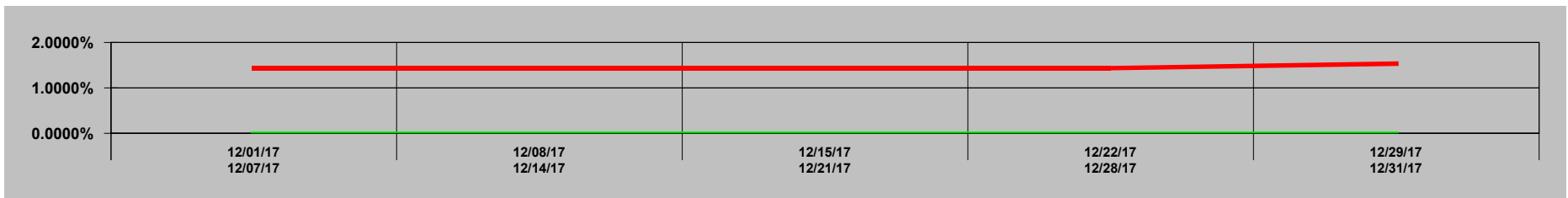


### Maturity Aging - 11/30/17 vs 12/31/17



■ Previous Period    ■ Current Period

### Portfolio Performance - 12/01/17 to 12/31/17



■ Portfolio    ■ 90 Day T-Bill

# GASB 31 Compliance Ft. Bend County

Effective Interest - Actual Life  
Receipts in Period  
12/01/17 - 12/31/17

CUSIP	Invest Number	Security Description	Purchase Date	Sale Date	Valuation Method	Yield Earned	Price 12/01/17	Source	Beginning Unit Price	Par Value On 12/01/17	Reported Value 12/01/17	Purchase Cost	Sales Proceeds	Ending Unit Price	Par Value On 12/31/17	Price Source 12/31/17	Reported Value 12/31/17	Change in Fair Value	Interest	Net Investment Income
3137EAEA3	16-0001	FHLMC 0.75 04/09/18	06/29/16	Open	Fair Value	1.3495	FTI	0.997660	6,000,000.00	5,985,960.00	0.00	0.00	0.998160	6,000,000.00	FTI	5,988,960.00	3,000.00	3,750.00	6,750.00	
3134G9H42	16-0002	FHLMC 0.70 12/29/17	06/30/16	Open	Fair Value	1.1886	FTI	0.999620	10,000,000.00	9,996,200.00	0.00	0.00	1.000000	10,000,000.00		10,000,000.00	3,800.00	5,444.44	9,244.44	
3134G9G76	16-0003	FHLMC 0.80 06/29/18	06/30/16	Open	Fair Value	0.9200	FTI	0.995600	14,500,000.00	14,436,200.00	0.00	0.00	0.995700	14,500,000.00	FTI	14,437,650.00	1,450.00	9,666.67	11,116.67	
3133EGJX4	16-0004	FFCB 1.08 07/05/19	07/05/16	Open	Fair Value	1.1381	FTI	0.987450	8,500,000.00	8,393,325.00	0.00	0.00	0.987500	8,500,000.00	FTI	8,393,750.00	425.00	7,905.00	8,330.00	
Prosperity-Money Market Accts.	AR-0009	Money Market	11/30/03	Open	Fair Value	1.5484	Manual	1.000000	235,918,192.26	235,918,192.26	0.00	-31,602,119.93	1.000000	267,520,312.19	Manual	267,520,312.19	0.00	311,584.83	311,584.83	
MB02-MBIA General	AR-0015	State Pool	11/01/08	Open	Fair Value	1.4033	Manual	1.000000	7,551,130.50	7,551,130.50	0.00	-9,000.06	1.000000	7,560,130.56	Manual	7,560,130.56	0.00	9,000.06	9,000.06	
MB03-MBIA Road & Bridge	AR-0016	State Pool	11/01/08	Open	Fair Value	1.4033	Manual	1.000000	51,093.54	51,093.54	0.00	-60.90	1.000000	51,154.44	Manual	51,154.44	0.00	60.90	60.90	
MB04-MBIA Drainage	AR-0017	State Pool	11/01/08	Open	Fair Value	1.4033	Manual	1.000000	732,981.82	732,981.82	0.00	-873.64	1.000000	733,855.46	Manual	733,855.46	0.00	873.64	873.64	
MB06-MBIA Toll Rd. Operations	AR-0019	State Pool	11/01/08	Open	Fair Value	1.4033	Manual	1.000000	8,401,761.52	8,401,761.52	0.00	-10,013.92	1.000000	8,411,775.44	Manual	8,411,775.44	0.00	10,013.92	10,013.92	
TT00-TX TERM General	AR-0022	State Pool	11/01/08	Open	Fair Value	1.2094	Manual	1.000000	1,022.20	1,022.20	0.00	-1.05	1.000000	1,023.25	Manual	1,023.25	0.00	1.05	1.05	
TT02-TX TERM Toll Rd. Operation	AR-0024	State Pool	11/01/08	Open	Fair Value	1.2108	Manual	1.000000	1,021.04	1,021.04	0.00	-1.05	1.000000	1,022.09	Manual	1,022.09	0.00	1.05	1.05	
TT04-TX TERM Road & Bridge	AR-0026	State Pool	11/01/08	Open	Fair Value	1.2130	Manual	1.000000	1,019.17	1,019.17	0.00	-1.05	1.000000	1,020.22	Manual	1,020.22	0.00	1.05	1.05	
TT05-TX TERM Drainage	AR-0027	State Pool	11/01/08	Open	Fair Value	1.2188	Manual	1.000000	338.11	338.11	0.00	-0.35	1.000000	338.46	Manual	338.46	0.00	0.35	0.35	
LOG1-Logic- General	AR-0028	State Pool	11/10/08	Open	Fair Value	1.3783	Manual	1.000000	5,382,302.22	5,382,302.22	0.00	-6,300.85	1.000000	5,388,603.07	Manual	5,388,603.07	0.00	6,300.85	6,300.85	
LOG2-Logic-Toll Rd.Operations	AR-0029	State Pool	11/10/08	Open	Fair Value	1.3904	Manual	1.000000	1,033.11	1,033.11	0.00	-1.22	1.000000	1,034.33	Manual	1,034.33	0.00	1.22	1.22	
LOG5-Logic-Drainage	AR-0032	State Pool	11/10/08	Open	Fair Value	1.3991	Manual	1.000000	1,026.64	1,026.64	0.00	-1.22	1.000000	1,027.86	Manual	1,027.86	0.00	1.22	1.22	
LOG8-Logic-Road & Bridge	AR-0035	State Pool	11/10/08	Open	Fair Value	1.3986	Manual	1.000000	1,027.06	1,027.06	0.00	-1.22	1.000000	1,028.28	Manual	1,028.28	0.00	1.22	1.22	
MB12-MBIA ESD 100 AGREEMENT	AR-0041	State Pool	08/31/16	Open	Fair Value	1.4033	Manual	1.000000	935,339.57	935,339.57	0.00	-1,114.82	1.000000	936,454.39	Manual	936,454.39	0.00	1,114.82	1,114.82	
MB13-MBIA ASSISTANCE DIST #1	AR-0042	State Pool	08/31/16	Open	Fair Value	1.4032	Manual	1.000000	86,440.70	86,440.70	0.00	-103.02	1.000000	86,543.72	Manual	86,543.72	0.00	103.02	103.02	
MB14-MBIA GR PARKWAY OPERATIONS	AR-0043	State Pool	08/31/16	Open	Fair Value	1.4033	Manual	1.000000	4,583,899.84	4,583,899.84	0.00	-5,463.46	1.000000	4,589,363.30	Manual	4,589,363.30	0.00	5,463.46	5,463.46	
MB15-FACILITIES BONDS 2016	AR-0044	State Pool	08/31/16	Open	Fair Value	1.4032	Manual	1.000000	225,039.45	225,039.45	0.00	-268.20	1.000000	225,307.65	Manual	225,307.65	0.00	268.20	268.20	
MB16-MOBILITY BONDS 2016	AR-0045	State Pool	08/31/16	Open	Fair Value	1.4033	Manual	1.000000	187,553.48	187,553.48	0.00	-223.54	1.000000	187,777.02	Manual	187,777.02	0.00	223.54	223.54	
MB17 - SR LIEN BOND 2016	AR-0046	State Pool	12/09/16	Open	Fair Value	0.0000	Manual	0.000000	0.00	0.00	0.00	0.00	0.00	0.000000	0.00	Manual	0.00	0.00	0.00	
<b>Investment Total</b>						<b>1.4785</b>		<b>0.999379</b>	<b>303,062,222.23</b>	<b>302,873,907.23</b>	<b>0.00</b>	<b>-31,635,549.50</b>	<b>0.999463</b>	<b>334,697,771.73</b>		<b>334,518,131.73</b>	<b>8,675.00</b>	<b>371,780.51</b>	<b>380,455.51</b>	

# Portfolio Position

## Ft. Bend County

Effective Interest - Actual Life  
Receipts in Period  
12/01/17 - 12/31/17

CUSIP	Invest Number	Security Description	Purchase Date	Call Date	Par Value On 12/01/17	Par Value On 12/31/17	Market Val On 12/01/17	Market Val On 12/31/17	Purchase Cost	Sales Proceeds	Original Princ/Cost	Amor Value On 12/01/17	Amor Value On 12/31/17
<b>130 - Assistance Dist #1</b>													
<b>State Pool</b>													
MB13-MBIA ASSISTANCE DIST #1	AR-0042	State Pool	08/31/16	Open	<u>86,440.70</u>	<u>86,543.72</u>	<u>86,440.70</u>	<u>86,543.72</u>	<u>0.00</u>	<u>0.00</u>	<u>10,000,000.00</u>	<u>86,440.70</u>	<u>86,543.72</u>
<b>State Pool Total</b>					<b><u>86,440.70</u></b>	<b><u>86,543.72</u></b>	<b><u>86,440.70</u></b>	<b><u>86,543.72</u></b>	<b><u>0.00</u></b>	<b><u>0.00</u></b>	<b><u>10,000,000.00</u></b>	<b><u>86,440.70</u></b>	<b><u>86,543.72</u></b>
<b>130 - Assistance Dist #1 Total</b>					<b><u>86,440.70</u></b>	<b><u>86,543.72</u></b>	<b><u>86,440.70</u></b>	<b><u>86,543.72</u></b>	<b><u>0.00</u></b>	<b><u>0.00</u></b>	<b><u>10,000,000.00</u></b>	<b><u>86,440.70</u></b>	<b><u>86,543.72</u></b>
<b>145 - ESD 100 Agreement</b>													
<b>State Pool</b>													
MB12-MBIA ESD 100 AGREEMENT	AR-0041	State Pool	08/31/16	Open	<u>935,339.57</u>	<u>936,454.39</u>	<u>935,339.57</u>	<u>936,454.39</u>	<u>0.00</u>	<u>0.00</u>	<u>3,900,000.00</u>	<u>935,339.57</u>	<u>936,454.39</u>
<b>State Pool Total</b>					<b><u>935,339.57</u></b>	<b><u>936,454.39</u></b>	<b><u>935,339.57</u></b>	<b><u>936,454.39</u></b>	<b><u>0.00</u></b>	<b><u>0.00</u></b>	<b><u>3,900,000.00</u></b>	<b><u>935,339.57</u></b>	<b><u>936,454.39</u></b>
<b>145 - ESD 100 Agreement Total</b>					<b><u>935,339.57</u></b>	<b><u>936,454.39</u></b>	<b><u>935,339.57</u></b>	<b><u>936,454.39</u></b>	<b><u>0.00</u></b>	<b><u>0.00</u></b>	<b><u>3,900,000.00</u></b>	<b><u>935,339.57</u></b>	<b><u>936,454.39</u></b>
<b>810 - FBC Toll Road Operations</b>													
<b>State Pool</b>													
TT02-TX TERM Toll Rd. Operation	AR-0024	State Pool	11/01/08	Open	<u>0.00</u>	<u>0.00</u>	<u>0.00</u>	<u>0.00</u>	<u>0.00</u>	<u>0.00</u>	<u>0.00</u>	<u>0.00</u>	<u>0.00</u>
<b>State Pool Total</b>					<b><u>0.00</u></b>	<b><u>0.00</u></b>	<b><u>0.00</u></b>	<b><u>0.00</u></b>	<b><u>0.00</u></b>	<b><u>0.00</u></b>	<b><u>0.00</u></b>	<b><u>0.00</u></b>	<b><u>0.00</u></b>
<b>810 - FBC Toll Road Operations Total</b>					<b><u>0.00</u></b>	<b><u>0.00</u></b>	<b><u>0.00</u></b>	<b><u>0.00</u></b>	<b><u>0.00</u></b>	<b><u>0.00</u></b>	<b><u>0.00</u></b>	<b><u>0.00</u></b>	<b><u>0.00</u></b>
<b>742 - Facilities Bond Projects 2016</b>													
<b>State Pool</b>													
MB15-FACILITIES BONDS 2016	AR-0044	State Pool	08/31/16	Open	<u>225,039.45</u>	<u>225,307.65</u>	<u>225,039.45</u>	<u>225,307.65</u>	<u>0.00</u>	<u>0.00</u>	<u>30,000,000.00</u>	<u>225,039.45</u>	<u>225,307.65</u>
<b>State Pool Total</b>					<b><u>225,039.45</u></b>	<b><u>225,307.65</u></b>	<b><u>225,039.45</u></b>	<b><u>225,307.65</u></b>	<b><u>0.00</u></b>	<b><u>0.00</u></b>	<b><u>30,000,000.00</u></b>	<b><u>225,039.45</u></b>	<b><u>225,307.65</u></b>
<b>742 - Facilities Bond Projects 2016 Total</b>					<b><u>225,039.45</u></b>	<b><u>225,307.65</u></b>	<b><u>225,039.45</u></b>	<b><u>225,307.65</u></b>	<b><u>0.00</u></b>	<b><u>0.00</u></b>	<b><u>30,000,000.00</u></b>	<b><u>225,039.45</u></b>	<b><u>225,307.65</u></b>
<b>815 - Grand Parkway Operations</b>													
<b>State Pool</b>													
MB14-MBIA GR PARKWAY OPERATIONS	AR-0043	State Pool	08/31/16	Open	<u>4,583,899.84</u>	<u>4,589,363.30</u>	<u>4,583,899.84</u>	<u>4,589,363.30</u>	<u>0.00</u>	<u>0.00</u>	<u>8,500,000.00</u>	<u>4,583,899.84</u>	<u>4,589,363.30</u>
<b>State Pool Total</b>					<b><u>4,583,899.84</u></b>	<b><u>4,589,363.30</u></b>	<b><u>4,583,899.84</u></b>	<b><u>4,589,363.30</u></b>	<b><u>0.00</u></b>	<b><u>0.00</u></b>	<b><u>8,500,000.00</u></b>	<b><u>4,583,899.84</u></b>	<b><u>4,589,363.30</u></b>
<b>815 - Grand Parkway Operations Total</b>					<b><u>4,583,899.84</u></b>	<b><u>4,589,363.30</u></b>	<b><u>4,583,899.84</u></b>	<b><u>4,589,363.30</u></b>	<b><u>0.00</u></b>	<b><u>0.00</u></b>	<b><u>8,500,000.00</u></b>	<b><u>4,583,899.84</u></b>	<b><u>4,589,363.30</u></b>
<b>LOG5 - LOGIC DRAINAGE</b>													
<b>State Pool</b>													
LOG5-Logic-Drainage	AR-0032	State Pool	11/10/08	Open	<u>1,026.64</u>	<u>1,027.86</u>	<u>1,026.64</u>	<u>1,027.86</u>	<u>0.00</u>	<u>0.00</u>	<u>500,000.00</u>	<u>1,026.64</u>	<u>1,027.86</u>
<b>State Pool Total</b>					<b><u>1,026.64</u></b>	<b><u>1,027.86</u></b>	<b><u>1,026.64</u></b>	<b><u>1,027.86</u></b>	<b><u>0.00</u></b>	<b><u>0.00</u></b>	<b><u>500,000.00</u></b>	<b><u>1,026.64</u></b>	<b><u>1,027.86</u></b>
<b>LOG5 - LOGIC DRAINAGE Total</b>					<b><u>1,026.64</u></b>	<b><u>1,027.86</u></b>	<b><u>1,026.64</u></b>	<b><u>1,027.86</u></b>	<b><u>0.00</u></b>	<b><u>0.00</u></b>	<b><u>500,000.00</u></b>	<b><u>1,026.64</u></b>	<b><u>1,027.86</u></b>
<b>LOG1 - LOGIC GENERAL</b>													
<b>State Pool</b>													
LOG1-Logic-General	AR-0028	State Pool	11/10/08	Open	<u>5,382,302.22</u>	<u>5,388,603.07</u>	<u>5,382,302.22</u>	<u>5,388,603.07</u>	<u>0.00</u>	<u>0.00</u>	<u>10,000,000.00</u>	<u>5,382,302.22</u>	<u>5,388,603.07</u>
<b>State Pool Total</b>					<b><u>5,382,302.22</u></b>	<b><u>5,388,603.07</u></b>	<b><u>5,382,302.22</u></b>	<b><u>5,388,603.07</u></b>	<b><u>0.00</u></b>	<b><u>0.00</u></b>	<b><u>10,000,000.00</u></b>	<b><u>5,382,302.22</u></b>	<b><u>5,388,603.07</u></b>
<b>LOG1 - LOGIC GENERAL Total</b>					<b><u>5,382,302.22</u></b>	<b><u>5,388,603.07</u></b>	<b><u>5,382,302.22</u></b>	<b><u>5,388,603.07</u></b>	<b><u>0.00</u></b>	<b><u>0.00</u></b>	<b><u>10,000,000.00</u></b>	<b><u>5,382,302.22</u></b>	<b><u>5,388,603.07</u></b>
<b>LOG8 - LOGIC ROAD &amp; BRIDGE</b>													
<b>State Pool</b>													
LOG8-Logic-Road & Bridge	AR-0035	State Pool	11/10/08	Open	<u>1,027.06</u>	<u>1,028.28</u>	<u>1,027.06</u>	<u>1,028.28</u>	<u>0.00</u>	<u>0.00</u>	<u>1,000,000.00</u>	<u>1,027.06</u>	<u>1,028.28</u>
<b>State Pool Total</b>					<b><u>1,027.06</u></b>	<b><u>1,028.28</u></b>	<b><u>1,027.06</u></b>	<b><u>1,028.28</u></b>	<b><u>0.00</u></b>	<b><u>0.00</u></b>	<b><u>1,000,000.00</u></b>	<b><u>1,027.06</u></b>	<b><u>1,028.28</u></b>
<b>LOG8 - LOGIC ROAD &amp; BRIDGE Total</b>					<b><u>1,027.06</u></b>	<b><u>1,028.28</u></b>	<b><u>1,027.06</u></b>	<b><u>1,028.28</u></b>	<b><u>0.00</u></b>	<b><u>0.00</u></b>	<b><u>1,000,000.00</u></b>	<b><u>1,027.06</u></b>	<b><u>1,028.28</u></b>
<b>LOG2 - LOGIC TOLL OPERATIONS</b>													
<b>State Pool</b>													
LOG2-Logic-Toll Rd.Operations	AR-0029	State Pool	11/10/08	Open	<u>1,033.11</u>	<u>1,034.33</u>	<u>1,033.11</u>	<u>1,034.33</u>	<u>0.00</u>	<u>0.00</u>	<u>2,000,000.00</u>	<u>1,033.11</u>	<u>1,034.33</u>
<b>State Pool Total</b>					<b><u>1,033.11</u></b>	<b><u>1,034.33</u></b>	<b><u>1,033.11</u></b>	<b><u>1,034.33</u></b>	<b><u>0.00</u></b>	<b><u>0.00</u></b>	<b><u>2,000,000.00</u></b>	<b><u>1,033.11</u></b>	<b><u>1,034.33</u></b>
<b>LOG2 - LOGIC TOLL OPERATIONS Total</b>					<b><u>1,033.11</u></b>	<b><u>1,034.33</u></b>	<b><u>1,033.11</u></b>	<b><u>1,034.33</u></b>	<b><u>0.00</u></b>	<b><u>0.00</u></b>	<b><u>2,000,000.00</u></b>	<b><u>1,033.11</u></b>	<b><u>1,034.33</u></b>
<b>MB04 - MBIA DRAINAGE</b>													
<b>State Pool</b>													
MB04-MBIA Drainage	AR-0017	State Pool	11/01/08	Open	<u>732,981.82</u>	<u>733,855.46</u>	<u>732,981.82</u>	<u>733,855.46</u>	<u>0.00</u>	<u>0.00</u>	<u>1,267,218.21</u>	<u>732,981.82</u>	<u>733,855.46</u>
<b>State Pool Total</b>					<b><u>732,981.82</u></b>	<b><u>733,855.46</u></b>	<b><u>732,981.82</u></b>	<b><u>733,855.46</u></b>	<b><u>0.00</u></b>	<b><u>0.00</u></b>	<b><u>1,267,218.21</u></b>	<b><u>732,981.82</u></b>	<b><u>733,855.46</u></b>

# Portfolio Position

## Ft. Bend County

Effective Interest - Actual Life  
Receipts in Period  
12/01/17 - 12/31/17

CUSIP	Invest Number	Security Description	Purchase Date	Call Date	Par Value On 12/01/17	Par Value On 12/31/17	Market Val On 12/01/17	Market Val On 12/31/17	Purchase Cost	Sales Proceeds	Original Princ/Cost	Amor Value On 12/01/17	Amor Value On 12/31/17
<b>MB04 - MBIA DRAINAGE Total</b>					<u>732,981.82</u>	<u>733,855.46</u>	<u>732,981.82</u>	<u>733,855.46</u>	<u>0.00</u>	<u>0.00</u>	<u>1,267,218.21</u>	<u>732,981.82</u>	<u>733,855.46</u>
<b>MB02 - MBIA GENERAL</b>													
<b>State Pool</b>													
MB02-MBIA General	AR-0015	State Pool	11/01/08	Open	7,551,130.50	7,560,130.56	7,551,130.50	7,560,130.56	0.00	0.00	17,374,917.83	7,551,130.50	7,560,130.56
<b>State Pool Total</b>					<u>7,551,130.50</u>	<u>7,560,130.56</u>	<u>7,551,130.50</u>	<u>7,560,130.56</u>	<u>0.00</u>	<u>0.00</u>	<u>17,374,917.83</u>	<u>7,551,130.50</u>	<u>7,560,130.56</u>
<b>MB02 - MBIA GENERAL Total</b>					<u>7,551,130.50</u>	<u>7,560,130.56</u>	<u>7,551,130.50</u>	<u>7,560,130.56</u>	<u>0.00</u>	<u>0.00</u>	<u>17,374,917.83</u>	<u>7,551,130.50</u>	<u>7,560,130.56</u>
<b>MB03 - MBIA ROAD &amp; BRIDGE</b>													
<b>State Pool</b>													
MB03-MBIA Road & Bridge	AR-0016	State Pool	11/01/08	Open	51,093.54	51,154.44	51,093.54	51,154.44	0.00	0.00	2,856,438.24	51,093.54	51,154.44
<b>State Pool Total</b>					<u>51,093.54</u>	<u>51,154.44</u>	<u>51,093.54</u>	<u>51,154.44</u>	<u>0.00</u>	<u>0.00</u>	<u>2,856,438.24</u>	<u>51,093.54</u>	<u>51,154.44</u>
<b>MB03 - MBIA ROAD &amp; BRIDGE Total</b>					<u>51,093.54</u>	<u>51,154.44</u>	<u>51,093.54</u>	<u>51,154.44</u>	<u>0.00</u>	<u>0.00</u>	<u>2,856,438.24</u>	<u>51,093.54</u>	<u>51,154.44</u>
<b>MB06 - MBIA TOLL RD OPERATIONS</b>													
<b>State Pool</b>													
MB06-MBIA Toll Rd. Operations	AR-0019	State Pool	11/01/08	Open	8,401,761.52	8,411,775.44	8,401,761.52	8,411,775.44	0.00	0.00	3,143,377.27	8,401,761.52	8,411,775.44
<b>State Pool Total</b>					<u>8,401,761.52</u>	<u>8,411,775.44</u>	<u>8,401,761.52</u>	<u>8,411,775.44</u>	<u>0.00</u>	<u>0.00</u>	<u>3,143,377.27</u>	<u>8,401,761.52</u>	<u>8,411,775.44</u>
<b>MB06 - MBIA TOLL RD OPERATIONS Total</b>					<u>8,401,761.52</u>	<u>8,411,775.44</u>	<u>8,401,761.52</u>	<u>8,411,775.44</u>	<u>0.00</u>	<u>0.00</u>	<u>3,143,377.27</u>	<u>8,401,761.52</u>	<u>8,411,775.44</u>
<b>744 - Mobility Project Bonds 2016</b>													
<b>State Pool</b>													
MB16-MOBILITY BONDS 2016	AR-0045	State Pool	08/31/16	Open	187,553.48	187,777.02	187,553.48	187,777.02	0.00	0.00	30,000,000.00	187,553.48	187,777.02
<b>State Pool Total</b>					<u>187,553.48</u>	<u>187,777.02</u>	<u>187,553.48</u>	<u>187,777.02</u>	<u>0.00</u>	<u>0.00</u>	<u>30,000,000.00</u>	<u>187,553.48</u>	<u>187,777.02</u>
<b>744 - Mobility Project Bonds 2016 Total</b>					<u>187,553.48</u>	<u>187,777.02</u>	<u>187,553.48</u>	<u>187,777.02</u>	<u>0.00</u>	<u>0.00</u>	<u>30,000,000.00</u>	<u>187,553.48</u>	<u>187,777.02</u>
<b>PROS - Prosperity Money Mkt. Accts.</b>													
<b>Money Market</b>													
Prosperity-Money Market Accts.	AR-0009	Money Market	11/30/03	Open	235,918,192.26	267,520,312.19	235,918,192.26	267,520,312.19	0.00	0.00	12,505,577.66	235,918,192.26	267,520,312.19
<b>Money Market Total</b>					<u>235,918,192.26</u>	<u>267,520,312.19</u>	<u>235,918,192.26</u>	<u>267,520,312.19</u>	<u>0.00</u>	<u>0.00</u>	<u>12,505,577.66</u>	<u>235,918,192.26</u>	<u>267,520,312.19</u>
<b>PROS - Prosperity Money Mkt. Accts. Total</b>					<u>235,918,192.26</u>	<u>267,520,312.19</u>	<u>235,918,192.26</u>	<u>267,520,312.19</u>	<u>0.00</u>	<u>0.00</u>	<u>12,505,577.66</u>	<u>235,918,192.26</u>	<u>267,520,312.19</u>
<b>802 - Sr Lien 2016</b>													
<b>State Pool</b>													
MB17 - SR LIEN BOND 2016	AR-0046	State Pool	12/09/16	Open	0.00	0.00	0.00	0.00	0.00	0.00	35,000,000.00	0.00	0.00
<b>State Pool Total</b>					<u>0.00</u>	<u>0.00</u>	<u>0.00</u>	<u>0.00</u>	<u>0.00</u>	<u>0.00</u>	<u>35,000,000.00</u>	<u>0.00</u>	<u>0.00</u>
<b>802 - Sr Lien 2016 Total</b>					<u>0.00</u>	<u>0.00</u>	<u>0.00</u>	<u>0.00</u>	<u>0.00</u>	<u>0.00</u>	<u>35,000,000.00</u>	<u>0.00</u>	<u>0.00</u>
<b>TT05 - TEXAS TERM DRAINAGE</b>													
<b>State Pool</b>													
TT05-TX TERM Drainage	AR-0027	State Pool	11/01/08	Open	338.11	338.46	338.11	338.46	0.00	0.00	109,774.61	338.11	338.46
<b>State Pool Total</b>					<u>338.11</u>	<u>338.46</u>	<u>338.11</u>	<u>338.46</u>	<u>0.00</u>	<u>0.00</u>	<u>109,774.61</u>	<u>338.11</u>	<u>338.46</u>
<b>TT05 - TEXAS TERM DRAINAGE Total</b>					<u>338.11</u>	<u>338.46</u>	<u>338.11</u>	<u>338.46</u>	<u>0.00</u>	<u>0.00</u>	<u>109,774.61</u>	<u>338.11</u>	<u>338.46</u>
<b>TT00 - TEXAS TERM GENERAL</b>													
<b>State Pool</b>													
TT00-TX TERM General	AR-0022	State Pool	11/01/08	Open	1,022.20	1,023.25	1,022.20	1,023.25	0.00	0.00	10,006,437.87	1,022.20	1,023.25
<b>State Pool Total</b>					<u>1,022.20</u>	<u>1,023.25</u>	<u>1,022.20</u>	<u>1,023.25</u>	<u>0.00</u>	<u>0.00</u>	<u>10,006,437.87</u>	<u>1,022.20</u>	<u>1,023.25</u>
<b>TT00 - TEXAS TERM GENERAL Total</b>					<u>1,022.20</u>	<u>1,023.25</u>	<u>1,022.20</u>	<u>1,023.25</u>	<u>0.00</u>	<u>0.00</u>	<u>10,006,437.87</u>	<u>1,022.20</u>	<u>1,023.25</u>
<b>TT04 - TEXAS TERM ROAD &amp; BRIDGE</b>													
<b>State Pool</b>													
TT04-TX TERM Road & Bridge	AR-0026	State Pool	11/01/08	Open	1,019.17	1,020.22	1,019.17	1,020.22	0.00	0.00	10,463.28	1,019.17	1,020.22
<b>State Pool Total</b>					<u>1,019.17</u>	<u>1,020.22</u>	<u>1,019.17</u>	<u>1,020.22</u>	<u>0.00</u>	<u>0.00</u>	<u>10,463.28</u>	<u>1,019.17</u>	<u>1,020.22</u>
<b>TT04 - TEXAS TERM ROAD &amp; BRIDGE Total</b>					<u>1,019.17</u>	<u>1,020.22</u>	<u>1,019.17</u>	<u>1,020.22</u>	<u>0.00</u>	<u>0.00</u>	<u>10,463.28</u>	<u>1,019.17</u>	<u>1,020.22</u>
<b>TT02 - TEXAS TERM TOLL OPERATIONS</b>													
<b>State Pool</b>													
TT02-TX TERM Toll Rd. Operation	AR-0024	State Pool	11/01/08	Open	1,021.04	1,022.09	1,021.04	1,022.09	0.00	0.00	0.00	1,021.04	1,022.09

# Portfolio Position

## Ft. Bend County

Effective Interest - Actual Life  
Receipts in Period  
12/01/17 - 12/31/17

CUSIP	Invest Number	Security Description	Purchase Date	Call Date	Par Value On 12/01/17	Par Value On 12/31/17	Market Val On 12/01/17	Market Val On 12/31/17	Purchase Cost	Sales Proceeds	Original Princ/Cost	Amor Value On 12/01/17	Amor Value On 12/31/17
<b>State Pool Total</b>					<b>1,021.04</b>	<b>1,022.09</b>	<b>1,021.04</b>	<b>1,022.09</b>	<b>0.00</b>	<b>0.00</b>	<b>0.00</b>	<b>1,021.04</b>	<b>1,022.09</b>
<b>TT02 - TEXAS TERM TOLL OPERATIONS Total</b>					<b>1,021.04</b>	<b>1,022.09</b>	<b>1,021.04</b>	<b>1,022.09</b>	<b>0.00</b>	<b>0.00</b>	<b>0.00</b>	<b>1,021.04</b>	<b>1,022.09</b>
<b>09 - Temporary Holding</b>													
<b>FFCB</b>													
3133EGJX4	16-0004	FFCB 1.08 07/05/19	07/05/16	Open	8,500,000.00	8,500,000.00	8,393,325.00	8,393,750.00	0.00	0.00	8,500,000.00	8,500,000.00	8,500,000.00
<b>FFCB Total</b>					<b>8,500,000.00</b>	<b>8,500,000.00</b>	<b>8,393,325.00</b>	<b>8,393,750.00</b>	<b>0.00</b>	<b>0.00</b>	<b>8,500,000.00</b>	<b>8,500,000.00</b>	<b>8,500,000.00</b>
<b>FHLMC</b>													
3134G9G76	16-0003	FHLMC 0.80 06/29/18	06/30/16	Open	14,500,000.00	14,500,000.00	14,436,200.00	14,437,650.00	0.00	0.00	14,500,000.00	14,500,000.00	14,500,000.00
3134G9H42	16-0002	FHLMC 0.70 12/29/17	06/30/16	Open	10,000,000.00	10,000,000.00	9,996,200.00	10,000,000.00	0.00	0.00	10,000,000.00	10,000,000.00	10,000,000.00
3137EAEA3	16-0001	FHLMC 0.75 04/09/18	06/29/16	Open	6,000,000.00	6,000,000.00	5,985,960.00	5,988,960.00	0.00	0.00	6,007,505.28	6,001,509.55	6,001,155.75
<b>FHLMC Total</b>					<b>30,500,000.00</b>	<b>30,500,000.00</b>	<b>30,418,360.00</b>	<b>30,426,610.00</b>	<b>0.00</b>	<b>0.00</b>	<b>30,507,505.28</b>	<b>30,501,509.55</b>	<b>30,501,155.75</b>
<b>Money Market</b>													
Prosperity-Money Market Accts.	AR-0009	Money Market	11/30/03	Open	0.00	0.00	0.00	0.00	0.00	0.00	0.00	0.00	0.00
<b>Money Market Total</b>					<b>0.00</b>	<b>0.00</b>	<b>0.00</b>	<b>0.00</b>	<b>0.00</b>	<b>0.00</b>	<b>0.00</b>	<b>0.00</b>	<b>0.00</b>
<b>09 - Temporary Holding Total</b>					<b>39,000,000.00</b>	<b>39,000,000.00</b>	<b>38,811,685.00</b>	<b>38,820,360.00</b>	<b>0.00</b>	<b>0.00</b>	<b>39,007,505.28</b>	<b>39,001,509.55</b>	<b>39,001,155.75</b>
<b>Combined Port</b>													
<b>FFCB</b>													
3133EGJX4	16-0004	FFCB 1.08 07/05/19	07/05/16	Open	8,500,000.00	8,500,000.00	8,393,325.00	8,393,750.00	0.00	0.00	8,500,000.00	8,500,000.00	8,500,000.00
<b>FFCB Total</b>					<b>8,500,000.00</b>	<b>8,500,000.00</b>	<b>8,393,325.00</b>	<b>8,393,750.00</b>	<b>0.00</b>	<b>0.00</b>	<b>8,500,000.00</b>	<b>8,500,000.00</b>	<b>8,500,000.00</b>
<b>FHLMC</b>													
3134G9G76	16-0003	FHLMC 0.80 06/29/18	06/30/16	Open	14,500,000.00	14,500,000.00	14,436,200.00	14,437,650.00	0.00	0.00	14,500,000.00	14,500,000.00	14,500,000.00
3134G9H42	16-0002	FHLMC 0.70 12/29/17	06/30/16	Open	10,000,000.00	10,000,000.00	9,996,200.00	10,000,000.00	0.00	0.00	10,000,000.00	10,000,000.00	10,000,000.00
3137EAEA3	16-0001	FHLMC 0.75 04/09/18	06/29/16	Open	6,000,000.00	6,000,000.00	5,985,960.00	5,988,960.00	0.00	0.00	6,007,505.28	6,001,509.55	6,001,155.75
<b>FHLMC Total</b>					<b>30,500,000.00</b>	<b>30,500,000.00</b>	<b>30,418,360.00</b>	<b>30,426,610.00</b>	<b>0.00</b>	<b>0.00</b>	<b>30,507,505.28</b>	<b>30,501,509.55</b>	<b>30,501,155.75</b>
<b>Money Market</b>													
Prosperity-Money Market Accts.	AR-0009	Money Market	11/30/03	Open	235,918,192.26	267,520,312.19	235,918,192.26	267,520,312.19	0.00	0.00	12,505,577.66	235,918,192.26	267,520,312.19
<b>Money Market Total</b>					<b>235,918,192.26</b>	<b>267,520,312.19</b>	<b>235,918,192.26</b>	<b>267,520,312.19</b>	<b>0.00</b>	<b>0.00</b>	<b>12,505,577.66</b>	<b>235,918,192.26</b>	<b>267,520,312.19</b>
<b>State Pool</b>													
LOG1-Logic- General	AR-0028	State Pool	11/10/08	Open	5,382,302.22	5,388,603.07	5,382,302.22	5,388,603.07	0.00	0.00	10,000,000.00	5,382,302.22	5,388,603.07
LOG2-Logic-Toll Rd.Operations	AR-0029	State Pool	11/10/08	Open	1,033.11	1,034.33	1,033.11	1,034.33	0.00	0.00	2,000,000.00	1,033.11	1,034.33
LOG5-Logic-Drainage	AR-0032	State Pool	11/10/08	Open	1,026.64	1,027.86	1,026.64	1,027.86	0.00	0.00	500,000.00	1,026.64	1,027.86
LOG8-Logic-Road & Bridge	AR-0035	State Pool	11/10/08	Open	1,027.06	1,028.28	1,027.06	1,028.28	0.00	0.00	1,000,000.00	1,027.06	1,028.28
MB02-MBIA General	AR-0015	State Pool	11/01/08	Open	7,551,130.50	7,560,130.56	7,551,130.50	7,560,130.56	0.00	0.00	17,374,917.83	7,551,130.50	7,560,130.56
MB03-MBIA Road & Bridge	AR-0016	State Pool	11/01/08	Open	51,093.54	51,154.44	51,093.54	51,154.44	0.00	0.00	2,856,438.24	51,093.54	51,154.44
MB04-MBIA Drainage	AR-0017	State Pool	11/01/08	Open	732,981.82	733,855.46	732,981.82	733,855.46	0.00	0.00	1,267,218.21	732,981.82	733,855.46
MB06-MBIA Toll Rd. Operations	AR-0019	State Pool	11/01/08	Open	8,401,761.52	8,411,775.44	8,401,761.52	8,411,775.44	0.00	0.00	3,143,377.27	8,401,761.52	8,411,775.44
MB12-MBIA ESD 100 AGREEMENT	AR-0041	State Pool	08/31/16	Open	935,339.57	936,454.39	935,339.57	936,454.39	0.00	0.00	3,900,000.00	935,339.57	936,454.39
MB13-MBIA ASSISTANCE DIST #1	AR-0042	State Pool	08/31/16	Open	86,440.70	86,543.72	86,440.70	86,543.72	0.00	0.00	10,000,000.00	86,440.70	86,543.72
MB14-MBIA GR PARKWAY OPERATIONS	AR-0043	State Pool	08/31/16	Open	4,583,899.84	4,589,363.30	4,583,899.84	4,589,363.30	0.00	0.00	8,500,000.00	4,583,899.84	4,589,363.30
MB15-FACILITIES BONDS 2016	AR-0044	State Pool	08/31/16	Open	225,039.45	225,307.65	225,039.45	225,307.65	0.00	0.00	30,000,000.00	225,039.45	225,307.65
MB16-MOBILITY BONDS 2016	AR-0045	State Pool	08/31/16	Open	187,553.48	187,777.02	187,553.48	187,777.02	0.00	0.00	30,000,000.00	187,553.48	187,777.02
MB17 - SR LIEN BOND 2016	AR-0046	State Pool	12/09/16	Open	0.00	0.00	0.00	0.00	0.00	0.00	35,000,000.00	0.00	0.00
TT00-TX TERM General	AR-0022	State Pool	11/01/08	Open	1,022.20	1,023.25	1,022.20	1,023.25	0.00	0.00	10,006,437.87	1,022.20	1,023.25
TT02-TX TERM Toll Rd. Operation	AR-0024	State Pool	11/01/08	Open	1,021.04	1,022.09	1,021.04	1,022.09	0.00	0.00	0.00	1,021.04	1,022.09
TT04-TX TERM Road & Bridge	AR-0026	State Pool	11/01/08	Open	1,019.17	1,020.22	1,019.17	1,020.22	0.00	0.00	10,463.28	1,019.17	1,020.22
TT05-TX TERM Drainage	AR-0027	State Pool	11/01/08	Open	338.11	338.46	338.11	338.46	0.00	0.00	109,774.61	338.11	338.46
<b>State Pool Total</b>					<b>28,144,029.97</b>	<b>28,177,459.54</b>	<b>28,144,029.97</b>	<b>28,177,459.54</b>	<b>0.00</b>	<b>0.00</b>	<b>165,668,627.31</b>	<b>28,144,029.97</b>	<b>28,177,459.54</b>
<b>Combined Port Total</b>					<b>303,062,222.23</b>	<b>334,697,771.73</b>	<b>302,873,907.23</b>	<b>334,518,131.73</b>	<b>0.00</b>	<b>0.00</b>	<b>217,181,710.25</b>	<b>303,063,731.78</b>	<b>334,698,927.48</b>

# Earnings and Yields Summary

## Ft. Bend County

Effective Interest - Actual Life

Receipts in Period

12/01/17 - 12/31/17

7

Security Description	12/01/17 12/07/17	12/08/17 12/14/17	12/15/17 12/21/17	12/22/17 12/28/17	12/29/17 12/31/17	12/01/17 12/31/17
<b>Combined Port</b>						
FFCB	1,785.00	1,785.00	1,785.00	1,785.00	765.00	7,905.00
FHLMC	4,409.12	4,409.11	4,409.11	4,409.11	870.86	18,507.31
Money Market	69,776.12	69,776.11	69,776.11	69,776.11	32,480.38	311,584.83
State Pool	<u>7,528.53</u>	<u>7,528.54</u>	<u>7,528.54</u>	<u>7,528.54</u>	<u>3,315.42</u>	<u>33,429.57</u>
<b>Port Total</b>	<b><u>83,498.77</u></b>	<b><u>83,498.76</u></b>	<b><u>83,498.76</u></b>	<b><u>83,498.76</u></b>	<b><u>37,431.66</u></b>	<b><u>371,426.71</u></b>
<b>Combined Port</b>						
FFCB	1.0800	1.0800	1.0800	1.0800	1.0800	1.0800
FHLMC	0.7434	0.7434	0.7434	0.7434	0.7646	0.7444
Money Market	1.5422	1.5422	1.5422	1.5422	1.6035	1.5484
State Pool	<u>1.3948</u>	<u>1.3948</u>	<u>1.3948</u>	<u>1.3948</u>	<u>1.4327</u>	<u>1.3985</u>
<b>Port Total</b>	<b><u>1.4341</u></b>	<b><u>1.4341</u></b>	<b><u>1.4341</u></b>	<b><u>1.4341</u></b>	<b><u>1.5330</u></b>	<b><u>1.4434</u></b>

**Maturity Aging**  
**Ft. Bend County**  
 Effective Interest - Actual Life  
 Receipts in Period  
 12/31/17

8

CUSIP	Invest Number	Security Description	Purchase Date	Days to Maturity	Yield Matur
<b>Cash / Money Market</b>					
3134G9H42	16-0002	FHLMC 0.70 12/29/17	06/30/16	0	0.7000
LOG1-Logic- General	AR-0028	State Pool	11/10/08	0	1.3784
LOG2-Logic-Toll Rd.Operations	AR-0029	State Pool	11/10/08	0	1.3784
LOG5-Logic-Drainage	AR-0032	State Pool	11/10/08	0	1.3784
LOG8-Logic-Road & Bridge	AR-0035	State Pool	11/10/08	0	1.3784
MB02-MBIA General	AR-0015	State Pool	11/01/08	0	1.4100
MB03-MBIA Road & Bridge	AR-0016	State Pool	11/01/08	0	1.4100
MB04-MBIA Drainage	AR-0017	State Pool	11/01/08	0	1.4100
MB06-MBIA Toll Rd. Operations	AR-0019	State Pool	11/01/08	0	1.4100
MB12-MBIA ESD 100 AGREEMENT	AR-0041	State Pool	08/31/16	0	1.4100
MB13-MBIA ASSISTANCE DIST #1	AR-0042	State Pool	08/31/16	0	1.4100
MB14-MBIA GR PARKWAY OPERATIONS	AR-0043	State Pool	08/31/16	0	1.4100
MB15-FACILITIES BONDS 2016	AR-0044	State Pool	08/31/16	0	1.4100
MB16-MOBILITY BONDS 2016	AR-0045	State Pool	08/31/16	0	1.4100
MB17 - SR LIEN BOND 2016	AR-0046	State Pool	12/09/16	0	1.2700
Prosperity-Money Market Accts.	AR-0009	Money Market	11/30/03	0	1.5970
TT00-TX TERM General	AR-0022	State Pool	11/01/08	0	1.2100
TT02-TX TERM Toll Rd. Operation	AR-0024	State Pool	11/01/08	0	1.2100
TT04-TX TERM Road & Bridge	AR-0026	State Pool	11/01/08	0	1.2100
TT05-TX TERM Drainage	AR-0027	State Pool	11/01/08	0	1.2100
<b>Cash / Money Market Total</b>				<b>0</b>	<b>1.5786</b>
<b>91 - 180 Days</b>					
3134G9G76	16-0003	FHLMC 0.80 06/29/18	06/30/16	179	0.8000
3137EAEA3	16-0001	FHLMC 0.75 04/09/18	06/29/16	99	0.6790
<b>91 - 180 Days Total</b>				<b>156</b>	<b>0.7646</b>
<b>1 - 4 Years</b>					
3133EGJX4	16-0004	FFCB 1.08 07/05/19	07/05/16	551	1.0800
<b>1 - 4 Years Total</b>				<b>551</b>	<b>1.0800</b>
<b>Investment Total</b>				<b>25</b>	<b>1.5133</b>



**Activity Statement**  
**Ft. Bend County**  
Effective Interest - Actual Life  
Receipts in Period  
12/01/17 - 12/31/17

Purchase Date	Sale Date	CUSIP	Invest Number	Security Description	Amor Value On 12/01/17	Changes In Principal	Purchase Cost	Sales Proceeds	Purchased Interest	Int/Div Rec In the Perd	Amor Value On 12/31/17
<b>FFCB</b>											
07/05/16	Open	3133EGJX4	16-0004	FFCB 1.08 07/05/19	8,500,000.00	0.00	0.00	0.00	0.00	0.00	8,500,000.00
<b>FFCB Total</b>					<b>8,500,000.00</b>	<b>0.00</b>	<b>0.00</b>	<b>0.00</b>	<b>0.00</b>	<b>0.00</b>	<b>8,500,000.00</b>
<b>FHLMC</b>											
06/29/16	Open	3137EAEA3	16-0001	FHLMC 0.75 04/09/18	6,001,509.55	0.00	0.00	0.00	0.00	0.00	6,001,155.75
06/30/16	Open	3134G9H42	16-0002	FHLMC 0.70 12/29/17	10,000,000.00	0.00	0.00	0.00	0.00	0.00	10,000,000.00
06/30/16	Open	3134G9G76	16-0003	FHLMC 0.80 06/29/18	14,500,000.00	0.00	0.00	0.00	0.00	0.00	14,500,000.00
<b>FHLMC Total</b>					<b>30,501,509.55</b>	<b>0.00</b>	<b>0.00</b>	<b>0.00</b>	<b>0.00</b>	<b>0.00</b>	<b>30,501,155.75</b>
<b>Money Market</b>											
11/30/03	Open	Prosperity-Money Market Accts.	AR-0009	Money Market	235,918,192.26	31,602,119.93	0.00	0.00	0.00	311,584.83	267,520,312.19
<b>Money Market Total</b>					<b>235,918,192.26</b>	<b>31,602,119.93</b>	<b>0.00</b>	<b>0.00</b>	<b>0.00</b>	<b>311,584.83</b>	<b>267,520,312.19</b>
<b>State Pool</b>											
11/01/08	Open	MB02-MBIA General	AR-0015	State Pool	7,551,130.50	9,000.06	0.00	0.00	0.00	9,000.06	7,560,130.56
11/01/08	Open	MB03-MBIA Road & Bridge	AR-0016	State Pool	51,093.54	60.90	0.00	0.00	0.00	60.90	51,154.44
11/01/08	Open	MB04-MBIA Drainage	AR-0017	State Pool	732,981.82	873.64	0.00	0.00	0.00	873.64	733,855.46
11/01/08	Open	MB06-MBIA Toll Rd. Operations	AR-0019	State Pool	8,401,761.52	10,013.92	0.00	0.00	0.00	10,013.92	8,411,775.44
11/01/08	Open	TT00-TX TERM General	AR-0022	State Pool	1,022.20	1.05	0.00	0.00	0.00	1.05	1,023.25
11/01/08	Open	TT02-TX TERM Toll Rd. Operation	AR-0024	State Pool	1,021.04	1.05	0.00	0.00	0.00	1.05	1,022.09
11/01/08	Open	TT04-TX TERM Road & Bridge	AR-0026	State Pool	1,019.17	1.05	0.00	0.00	0.00	1.05	1,020.22
11/01/08	Open	TT05-TX TERM Drainage	AR-0027	State Pool	338.11	0.35	0.00	0.00	0.00	0.35	338.46
11/10/08	Open	LOG1-Logic- General	AR-0028	State Pool	5,382,302.22	6,300.85	0.00	0.00	0.00	6,300.85	5,388,603.07
11/10/08	Open	LOG2-Logic-Toll Rd.Operations	AR-0029	State Pool	1,033.11	1.22	0.00	0.00	0.00	1.22	1,034.33
11/10/08	Open	LOG5-Logic-Drainage	AR-0032	State Pool	1,026.64	1.22	0.00	0.00	0.00	1.22	1,027.86
11/10/08	Open	LOG8-Logic-Road & Bridge	AR-0035	State Pool	1,027.06	1.22	0.00	0.00	0.00	1.22	1,028.28
08/31/16	Open	MB12-MBIA ESD 100 AGREEMENT	AR-0041	State Pool	935,339.57	1,114.82	0.00	0.00	0.00	1,114.82	936,454.39
08/31/16	Open	MB13-MBIA ASSISTANCE DIST #1	AR-0042	State Pool	86,440.70	103.02	0.00	0.00	0.00	103.02	86,543.72
08/31/16	Open	MB14-MBIA GR PARKWAY OPERATIONS	AR-0043	State Pool	4,583,899.84	5,463.46	0.00	0.00	0.00	5,463.46	4,589,363.30
08/31/16	Open	MB15-FACILITIES BONDS 2016	AR-0044	State Pool	225,039.45	268.20	0.00	0.00	0.00	268.20	225,307.65
08/31/16	Open	MB16-MOBILITY BONDS 2016	AR-0045	State Pool	187,553.48	223.54	0.00	0.00	0.00	223.54	187,777.02
12/09/16	Open	MB17 - SR LIEN BOND 2016	AR-0046	State Pool	0.00	0.00	0.00	0.00	0.00	0.00	0.00
<b>State Pool Total</b>					<b>28,144,029.97</b>	<b>33,429.57</b>	<b>0.00</b>	<b>0.00</b>	<b>0.00</b>	<b>33,429.57</b>	<b>28,177,459.54</b>
<b>Investment Total</b>					<b>303,063,731.78</b>	<b>31,635,549.50</b>	<b>0.00</b>	<b>0.00</b>	<b>0.00</b>	<b>345,014.40</b>	<b>334,698,927.48</b>

**Interest Accrual**  
**Ft. Bend County**  
Effective Interest - Actual Life  
Receipts in Period  
12/01/17 - 12/31/17

CUSIP	Invest Number	Security Description	Purchase Date	Sale Date	Yield Earned	Ending Par Val/Shares	Ending Amor Val/Cost	Purchased Interest	Int/Div Rec In the Perd	Int/Div Accrued In the Perd	PTD Purch Received	Int/Div Rec Purch/Date	Int/Div Accrued Purch/Date
<b>09 - Temporary Holding</b>													
<b>FFCB</b>													
3133EGJX4	16-0004	FFCB 1.08 07/05/19	07/05/16	Open	<u>1.0800</u>	<u>8,500,000.00</u>	<u>8,500,000.00</u>	<u>0.00</u>	<u>0.00</u>	<u>7,905.00</u>	<u>0.00</u>	<u>0.00</u>	<u>138,975.00</u>
<b>FFCB Total</b>					<b>1.0800</b>	<b>8,500,000.00</b>	<b>8,500,000.00</b>	<b>0.00</b>	<b>0.00</b>	<b>7,905.00</b>	<b>0.00</b>	<b>0.00</b>	<b>138,975.00</b>
<b>FHLMC</b>													
3134G9H42	16-0002	FHLMC 0.70 12/29/17	06/30/16	Open	0.7000	10,000,000.00	10,000,000.00	0.00	0.00	5,444.44	0.00	0.00	104,805.56
3137EAEA3	16-0001	FHLMC 0.75 04/09/18	06/29/16	Open	0.6790	6,000,000.00	6,001,155.75	0.00	0.00	3,750.00	0.00	0.00	67,750.00
3134G9G76	16-0003	FHLMC 0.80 06/29/18	06/30/16	Open	0.8000	14,500,000.00	14,500,000.00	0.00	0.00	9,666.67	0.00	0.00	174,322.22
<b>FHLMC Total</b>					<b>0.7444</b>	<b>30,500,000.00</b>	<b>30,501,155.75</b>	<b>0.00</b>	<b>0.00</b>	<b>18,861.11</b>	<b>0.00</b>	<b>0.00</b>	<b>346,877.78</b>
<b>Money Market</b>													
Prosperity-Money Market Accts.	AR-0009	Money Market	11/30/03	Open	0.0000	0.00	0.00	0.00	0.00	0.00	0.00	0.00	0.00
<b>Money Market Total</b>					<b>0.0000</b>	<b>0.00</b>	<b>0.00</b>	<b>0.00</b>	<b>0.00</b>	<b>0.00</b>	<b>0.00</b>	<b>0.00</b>	<b>0.00</b>
<b>09 - Temporary Holding Total</b>					<b>0.8207</b>	<b>39,000,000.00</b>	<b>39,001,155.75</b>	<b>0.00</b>	<b>0.00</b>	<b>26,766.11</b>	<b>0.00</b>	<b>0.00</b>	<b>485,852.78</b>
<b>130 - Assistance Dist #1</b>													
<b>State Pool</b>													
MB13-MBIA ASSISTANCE DIST #1	AR-0042	State Pool	08/31/16	Open	1.4032	86,543.72	86,543.72	0.00	103.02	0.00	0.00	86,543.72	0.00
<b>State Pool Total</b>					<b>1.4032</b>	<b>86,543.72</b>	<b>86,543.72</b>	<b>0.00</b>	<b>103.02</b>	<b>0.00</b>	<b>0.00</b>	<b>86,543.72</b>	<b>0.00</b>
<b>130 - Assistance Dist #1 Total</b>					<b>1.4032</b>	<b>86,543.72</b>	<b>86,543.72</b>	<b>0.00</b>	<b>103.02</b>	<b>0.00</b>	<b>0.00</b>	<b>86,543.72</b>	<b>0.00</b>
<b>145 - ESD 100 Agreement</b>													
<b>State Pool</b>													
MB12-MBIA ESD 100 AGREEMENT	AR-0041	State Pool	08/31/16	Open	1.4033	936,454.39	936,454.39	0.00	1,114.82	0.00	0.00	36,454.39	0.00
<b>State Pool Total</b>					<b>1.4033</b>	<b>936,454.39</b>	<b>936,454.39</b>	<b>0.00</b>	<b>1,114.82</b>	<b>0.00</b>	<b>0.00</b>	<b>36,454.39</b>	<b>0.00</b>
<b>145 - ESD 100 Agreement Total</b>					<b>1.4033</b>	<b>936,454.39</b>	<b>936,454.39</b>	<b>0.00</b>	<b>1,114.82</b>	<b>0.00</b>	<b>0.00</b>	<b>36,454.39</b>	<b>0.00</b>
<b>742 - Facilities Bond Projects 2016</b>													
<b>State Pool</b>													
MB15-FACILITIES BONDS 2016	AR-0044	State Pool	08/31/16	Open	1.4032	225,307.65	225,307.65	0.00	268.20	0.00	0.00	225,288.32	0.00
<b>State Pool Total</b>					<b>1.4032</b>	<b>225,307.65</b>	<b>225,307.65</b>	<b>0.00</b>	<b>268.20</b>	<b>0.00</b>	<b>0.00</b>	<b>225,288.32</b>	<b>0.00</b>
<b>742 - Facilities Bond Projects 2016 Total</b>					<b>1.4032</b>	<b>225,307.65</b>	<b>225,307.65</b>	<b>0.00</b>	<b>268.20</b>	<b>0.00</b>	<b>0.00</b>	<b>225,288.32</b>	<b>0.00</b>
<b>744 - Mobility Project Bonds 2016</b>													
<b>State Pool</b>													
MB16-MOBILITY BONDS 2016	AR-0045	State Pool	08/31/16	Open	1.4033	187,777.02	187,777.02	0.00	223.54	0.00	0.00	187,777.02	0.00
<b>State Pool Total</b>					<b>1.4033</b>	<b>187,777.02</b>	<b>187,777.02</b>	<b>0.00</b>	<b>223.54</b>	<b>0.00</b>	<b>0.00</b>	<b>187,777.02</b>	<b>0.00</b>
<b>744 - Mobility Project Bonds 2016 Total</b>					<b>1.4033</b>	<b>187,777.02</b>	<b>187,777.02</b>	<b>0.00</b>	<b>223.54</b>	<b>0.00</b>	<b>0.00</b>	<b>187,777.02</b>	<b>0.00</b>
<b>802 - Sr Lien 2016</b>													
<b>State Pool</b>													
MB17 - SR LIEN BOND 2016	AR-0046	State Pool	12/09/16	Open	0.0000	0.00	0.00	0.00	0.00	0.00	0.00	150,741.04	0.00
<b>State Pool Total</b>					<b>0.0000</b>	<b>0.00</b>	<b>0.00</b>	<b>0.00</b>	<b>0.00</b>	<b>0.00</b>	<b>0.00</b>	<b>150,741.04</b>	<b>0.00</b>
<b>802 - Sr Lien 2016 Total</b>					<b>0.0000</b>	<b>0.00</b>	<b>0.00</b>	<b>0.00</b>	<b>0.00</b>	<b>0.00</b>	<b>0.00</b>	<b>150,741.04</b>	<b>0.00</b>
<b>810 - FBC Toll Road Operations</b>													
<b>State Pool</b>													
TT02-TX TERM Toll Rd. Operation	AR-0024	State Pool	11/01/08	Open	0.0000	0.00	0.00	0.00	0.00	0.00	0.00	0.00	0.00
<b>State Pool Total</b>					<b>0.0000</b>	<b>0.00</b>	<b>0.00</b>	<b>0.00</b>	<b>0.00</b>	<b>0.00</b>	<b>0.00</b>	<b>0.00</b>	<b>0.00</b>
<b>810 - FBC Toll Road Operations Total</b>					<b>0.0000</b>	<b>0.00</b>	<b>0.00</b>	<b>0.00</b>	<b>0.00</b>	<b>0.00</b>	<b>0.00</b>	<b>0.00</b>	<b>0.00</b>
<b>815 - Grand Parkway Operations</b>													
<b>State Pool</b>													
MB14-MBIA GR PARKWAY OPERATIONS	AR-0043	State Pool	08/31/16	Open	1.4033	4,589,363.30	4,589,363.30	0.00	5,463.46	0.00	0.00	89,357.82	0.00

**Interest Accrual**  
**Ft. Bend County**  
Effective Interest - Actual Life  
Receipts in Period  
12/01/17 - 12/31/17

11

CUSIP	Invest Number	Security Description	Purchase Date	Sale Date	Yield Earned	Ending Par Val/Shares	Ending Amor Val/Cost	Purchased Interest	Int/Div Rec In the Perd	Int/Div Accrued In the Perd	PTD Purch Received	Int/Div Rec Purch/Date	Int/Div Accrued Purch/Date
<b>State Pool Total</b>					<u>1.4033</u>	<u>4,589,363.30</u>	<u>4,589,363.30</u>	<u>0.00</u>	<u>5,463.46</u>	<u>0.00</u>	<u>0.00</u>	<u>89,357.82</u>	<u>0.00</u>
<b>815 - Grand Parkway Operations Total</b>					<u>1.4033</u>	<u>4,589,363.30</u>	<u>4,589,363.30</u>	<u>0.00</u>	<u>5,463.46</u>	<u>0.00</u>	<u>0.00</u>	<u>89,357.82</u>	<u>0.00</u>
<b>LOG1 - LOGIC GENERAL</b>													
<b>State Pool</b>													
LOG1-Logic- General	AR-0028	State Pool	11/10/08	Open	1.3783	5,388,603.07	5,388,603.07	0.00	6,300.85	0.00	0.00	459,036.05	0.00
<b>State Pool Total</b>					<u>1.3783</u>	<u>5,388,603.07</u>	<u>5,388,603.07</u>	<u>0.00</u>	<u>6,300.85</u>	<u>0.00</u>	<u>0.00</u>	<u>459,036.05</u>	<u>0.00</u>
<b>LOG1 - LOGIC GENERAL Total</b>					<u>1.3783</u>	<u>5,388,603.07</u>	<u>5,388,603.07</u>	<u>0.00</u>	<u>6,300.85</u>	<u>0.00</u>	<u>0.00</u>	<u>459,036.05</u>	<u>0.00</u>
<b>LOG2 - LOGIC TOLL OPERATIONS</b>													
<b>State Pool</b>													
LOG2-Logic-Toll Rd.Operations	AR-0029	State Pool	11/10/08	Open	1.3904	1,034.33	1,034.33	0.00	1.22	0.00	0.00	62,365.41	0.00
<b>State Pool Total</b>					<u>1.3904</u>	<u>1,034.33</u>	<u>1,034.33</u>	<u>0.00</u>	<u>1.22</u>	<u>0.00</u>	<u>0.00</u>	<u>62,365.41</u>	<u>0.00</u>
<b>LOG2 - LOGIC TOLL OPERATIONS Total</b>					<u>1.3904</u>	<u>1,034.33</u>	<u>1,034.33</u>	<u>0.00</u>	<u>1.22</u>	<u>0.00</u>	<u>0.00</u>	<u>62,365.41</u>	<u>0.00</u>
<b>LOG5 - LOGIC DRAINAGE</b>													
<b>State Pool</b>													
LOG5-Logic-Drainage	AR-0032	State Pool	11/10/08	Open	1.3991	1,027.86	1,027.86	0.00	1.22	0.00	0.00	3,271.63	0.00
<b>State Pool Total</b>					<u>1.3991</u>	<u>1,027.86</u>	<u>1,027.86</u>	<u>0.00</u>	<u>1.22</u>	<u>0.00</u>	<u>0.00</u>	<u>3,271.63</u>	<u>0.00</u>
<b>LOG5 - LOGIC DRAINAGE Total</b>					<u>1.3991</u>	<u>1,027.86</u>	<u>1,027.86</u>	<u>0.00</u>	<u>1.22</u>	<u>0.00</u>	<u>0.00</u>	<u>3,271.63</u>	<u>0.00</u>
<b>LOG8 - LOGIC ROAD &amp; BRIDGE</b>													
<b>State Pool</b>													
LOG8-Logic-Road & Bridge	AR-0035	State Pool	11/10/08	Open	1.3986	1,028.28	1,028.28	0.00	1.22	0.00	0.00	6,515.80	0.00
<b>State Pool Total</b>					<u>1.3986</u>	<u>1,028.28</u>	<u>1,028.28</u>	<u>0.00</u>	<u>1.22</u>	<u>0.00</u>	<u>0.00</u>	<u>6,515.80</u>	<u>0.00</u>
<b>LOG8 - LOGIC ROAD &amp; BRIDGE Total</b>					<u>1.3986</u>	<u>1,028.28</u>	<u>1,028.28</u>	<u>0.00</u>	<u>1.22</u>	<u>0.00</u>	<u>0.00</u>	<u>6,515.80</u>	<u>0.00</u>
<b>MB02 - MBIA GENERAL</b>													
<b>State Pool</b>													
MB02-MBIA General	AR-0015	State Pool	11/01/08	Open	1.4033	7,560,130.56	7,560,130.56	0.00	9,000.06	0.00	0.00	289,480.93	0.00
<b>State Pool Total</b>					<u>1.4033</u>	<u>7,560,130.56</u>	<u>7,560,130.56</u>	<u>0.00</u>	<u>9,000.06</u>	<u>0.00</u>	<u>0.00</u>	<u>289,480.93</u>	<u>0.00</u>
<b>MB02 - MBIA GENERAL Total</b>					<u>1.4033</u>	<u>7,560,130.56</u>	<u>7,560,130.56</u>	<u>0.00</u>	<u>9,000.06</u>	<u>0.00</u>	<u>0.00</u>	<u>289,480.93</u>	<u>0.00</u>
<b>MB03 - MBIA ROAD &amp; BRIDGE</b>													
<b>State Pool</b>													
MB03-MBIA Road & Bridge	AR-0016	State Pool	11/01/08	Open	1.4033	51,154.44	51,154.44	0.00	60.90	0.00	0.00	91,893.59	0.00
<b>State Pool Total</b>					<u>1.4033</u>	<u>51,154.44</u>	<u>51,154.44</u>	<u>0.00</u>	<u>60.90</u>	<u>0.00</u>	<u>0.00</u>	<u>91,893.59</u>	<u>0.00</u>
<b>MB03 - MBIA ROAD &amp; BRIDGE Total</b>					<u>1.4033</u>	<u>51,154.44</u>	<u>51,154.44</u>	<u>0.00</u>	<u>60.90</u>	<u>0.00</u>	<u>0.00</u>	<u>91,893.59</u>	<u>0.00</u>
<b>MB04 - MBIA DRAINAGE</b>													
<b>State Pool</b>													
MB04-MBIA Drainage	AR-0017	State Pool	11/01/08	Open	1.4033	733,855.46	733,855.46	0.00	873.64	0.00	0.00	91,183.37	0.00
<b>State Pool Total</b>					<u>1.4033</u>	<u>733,855.46</u>	<u>733,855.46</u>	<u>0.00</u>	<u>873.64</u>	<u>0.00</u>	<u>0.00</u>	<u>91,183.37</u>	<u>0.00</u>
<b>MB04 - MBIA DRAINAGE Total</b>					<u>1.4033</u>	<u>733,855.46</u>	<u>733,855.46</u>	<u>0.00</u>	<u>873.64</u>	<u>0.00</u>	<u>0.00</u>	<u>91,183.37</u>	<u>0.00</u>
<b>MB06 - MBIA TOLL RD OPERATIONS</b>													
<b>State Pool</b>													
MB06-MBIA Toll Rd. Operations	AR-0019	State Pool	11/01/08	Open	1.4033	8,411,775.44	8,411,775.44	0.00	10,013.92	0.00	0.00	127,712.24	0.00
<b>State Pool Total</b>					<u>1.4033</u>	<u>8,411,775.44</u>	<u>8,411,775.44</u>	<u>0.00</u>	<u>10,013.92</u>	<u>0.00</u>	<u>0.00</u>	<u>127,712.24</u>	<u>0.00</u>
<b>MB06 - MBIA TOLL RD OPERATIONS Total</b>					<u>1.4033</u>	<u>8,411,775.44</u>	<u>8,411,775.44</u>	<u>0.00</u>	<u>10,013.92</u>	<u>0.00</u>	<u>0.00</u>	<u>127,712.24</u>	<u>0.00</u>
<b>PROS - Prosperity Money Mkt. Accts.</b>													
<b>Money Market</b>													
Prosperity-Money Market Accts.	AR-0009	Money Market	11/30/03	Open	1.5484	267,520,312.19	267,520,312.19	0.00	311,584.83	0.00	0.00	27,791,997.77	0.00
<b>Money Market Total</b>					<u>1.5484</u>	<u>267,520,312.19</u>	<u>267,520,312.19</u>	<u>0.00</u>	<u>311,584.83</u>	<u>0.00</u>	<u>0.00</u>	<u>27,791,997.77</u>	<u>0.00</u>

**Interest Accrual**  
**Ft. Bend County**  
 Effective Interest - Actual Life  
 Receipts in Period  
 12/01/17 - 12/31/17

12

CUSIP	Invest Number	Security Description	Purchase Date	Sale Date	Yield Earned	Ending Par Val/Shares	Ending Amor Val/Cost	Purchased Interest	Int/Div Rec In the Perd	Int/Div Accrued In the Perd	PTD Purch Received	Int/Div Rec Purch/Date	Int/Div Accrued Purch/Date
<b>PROS - Prosperity Money Mkt. Accts. Total</b>					<u>1.5484</u>	<u>267,520,312.19</u>	<u>267,520,312.19</u>	<u>0.00</u>	<u>311,584.83</u>	<u>0.00</u>	<u>0.00</u>	<u>27,791,997.77</u>	<u>0.00</u>
<b>TT00 - TEXAS TERM GENERAL</b>													
<b>State Pool</b>													
TT00-TX TERM General	AR-0022	State Pool	11/01/08	Open	<u>1.2094</u>	<u>1,023.25</u>	<u>1,023.25</u>	<u>0.00</u>	<u>1.05</u>	<u>0.00</u>	<u>0.00</u>	<u>21,408.02</u>	<u>0.00</u>
<b>State Pool Total</b>					<u>1.2094</u>	<u>1,023.25</u>	<u>1,023.25</u>	<u>0.00</u>	<u>1.05</u>	<u>0.00</u>	<u>0.00</u>	<u>21,408.02</u>	<u>0.00</u>
<b>TT00 - TEXAS TERM GENERAL Total</b>					<u>1.2094</u>	<u>1,023.25</u>	<u>1,023.25</u>	<u>0.00</u>	<u>1.05</u>	<u>0.00</u>	<u>0.00</u>	<u>21,408.02</u>	<u>0.00</u>
<b>TT02 - TEXAS TERM TOLL OPERATIONS</b>													
<b>State Pool</b>													
TT02-TX TERM Toll Rd. Operation	AR-0024	State Pool	11/01/08	Open	<u>1.2108</u>	<u>1,022.09</u>	<u>1,022.09</u>	<u>0.00</u>	<u>1.05</u>	<u>0.00</u>	<u>0.00</u>	<u>17,951.99</u>	<u>0.00</u>
<b>State Pool Total</b>					<u>1.2108</u>	<u>1,022.09</u>	<u>1,022.09</u>	<u>0.00</u>	<u>1.05</u>	<u>0.00</u>	<u>0.00</u>	<u>17,951.99</u>	<u>0.00</u>
<b>TT02 - TEXAS TERM TOLL OPERATIONS Total</b>					<u>1.2108</u>	<u>1,022.09</u>	<u>1,022.09</u>	<u>0.00</u>	<u>1.05</u>	<u>0.00</u>	<u>0.00</u>	<u>17,951.99</u>	<u>0.00</u>
<b>TT04 - TEXAS TERM ROAD &amp; BRIDGE</b>													
<b>State Pool</b>													
TT04-TX TERM Road & Bridge	AR-0026	State Pool	11/01/08	Open	<u>1.2130</u>	<u>1,020.22</u>	<u>1,020.22</u>	<u>0.00</u>	<u>1.05</u>	<u>0.00</u>	<u>0.00</u>	<u>8,227.50</u>	<u>0.00</u>
<b>State Pool Total</b>					<u>1.2130</u>	<u>1,020.22</u>	<u>1,020.22</u>	<u>0.00</u>	<u>1.05</u>	<u>0.00</u>	<u>0.00</u>	<u>8,227.50</u>	<u>0.00</u>
<b>TT04 - TEXAS TERM ROAD &amp; BRIDGE Total</b>					<u>1.2130</u>	<u>1,020.22</u>	<u>1,020.22</u>	<u>0.00</u>	<u>1.05</u>	<u>0.00</u>	<u>0.00</u>	<u>8,227.50</u>	<u>0.00</u>
<b>TT05 - TEXAS TERM DRAINAGE</b>													
<b>State Pool</b>													
TT05-TX TERM Drainage	AR-0027	State Pool	11/01/08	Open	<u>1.2188</u>	<u>338.46</u>	<u>338.46</u>	<u>0.00</u>	<u>0.35</u>	<u>0.00</u>	<u>0.00</u>	<u>5,017.73</u>	<u>0.00</u>
<b>State Pool Total</b>					<u>1.2188</u>	<u>338.46</u>	<u>338.46</u>	<u>0.00</u>	<u>0.35</u>	<u>0.00</u>	<u>0.00</u>	<u>5,017.73</u>	<u>0.00</u>
<b>TT05 - TEXAS TERM DRAINAGE Total</b>					<u>1.2188</u>	<u>338.46</u>	<u>338.46</u>	<u>0.00</u>	<u>0.35</u>	<u>0.00</u>	<u>0.00</u>	<u>5,017.73</u>	<u>0.00</u>

# Premium/Discount Amortization

## Ft. Bend County

Effective Interest - Actual Life  
Receipts in Period  
12/01/17 - 12/31/17

13

CUSIP	Invest Number	Security Description	Purchase Date	Amortiz Date	Yield Earned	Beginning Par Val/Shares	Beginning Unamor Val/Cost	Premium Discount	Ending Par Val/Shares	Ending Amor Val/Cost	Unamor Prem/Dscnt	Amortization In the Perd	Amortization Purch/Date
<b>FFCB</b>													
3133EGJX4	16-0004	FFCB 1.08 07/05/19	07/05/16	07/05/19	<u>1.0800</u>	<u>8,500,000.00</u>	<u>8,500,000.00</u>	<u>0.00</u>	<u>8,500,000.00</u>	<u>8,500,000.00</u>	<u>0.00</u>	<u>0.00</u>	<u>0.00</u>
<b>FFCB Total</b>					<b><u>1.0800</u></b>	<b><u>8,500,000.00</u></b>	<b><u>8,500,000.00</u></b>	<b><u>0.00</u></b>	<b><u>8,500,000.00</u></b>	<b><u>8,500,000.00</u></b>	<b><u>0.00</u></b>	<b><u>0.00</u></b>	<b><u>0.00</u></b>
<b>FHLMC</b>													
3134G9H42	16-0002	FHLMC 0.70 12/29/17	06/30/16	12/29/17	0.7000	10,000,000.00	10,000,000.00	0.00	10,000,000.00	10,000,000.00	0.00	0.00	0.00
3137EAEA3	16-0001	FHLMC 0.75 04/09/18	06/29/16	04/09/18	0.6790	6,000,000.00	6,007,505.28	-7,505.28	6,000,000.00	6,001,155.75	-1,155.75	-353.80	-6,349.53
3134G9G76	16-0003	FHLMC 0.80 06/29/18	06/30/16	06/29/18	<u>0.8000</u>	<u>14,500,000.00</u>	<u>14,500,000.00</u>	<u>0.00</u>	<u>14,500,000.00</u>	<u>14,500,000.00</u>	<u>0.00</u>	<u>0.00</u>	<u>0.00</u>
<b>FHLMC Total</b>					<b><u>0.7444</u></b>	<b><u>30,500,000.00</u></b>	<b><u>30,507,505.28</u></b>	<b><u>-7,505.28</u></b>	<b><u>30,500,000.00</u></b>	<b><u>30,501,155.75</u></b>	<b><u>-1,155.75</u></b>	<b><u>-353.80</u></b>	<b><u>-6,349.53</u></b>
<b>Money Market</b>													
Prosperity-Money Market Accts.	AR-0009	Money Market	11/30/03	Open	1.5484	235,918,192.26	235,918,192.26	0.00	267,520,312.19	267,520,312.19	0.00	0.00	0.00
<b>Money Market Total</b>					<b><u>1.5484</u></b>	<b><u>235,918,192.26</u></b>	<b><u>235,918,192.26</u></b>	<b><u>0.00</u></b>	<b><u>267,520,312.19</u></b>	<b><u>267,520,312.19</u></b>	<b><u>0.00</u></b>	<b><u>0.00</u></b>	<b><u>0.00</u></b>
<b>State Pool</b>													
MB02-MBIA General	AR-0015	State Pool	11/01/08	Open	1.4033	7,551,130.50	7,551,130.50	0.00	7,560,130.56	7,560,130.56	0.00	0.00	0.00
MB03-MBIA Road & Bridge	AR-0016	State Pool	11/01/08	Open	1.4033	51,093.54	51,093.54	0.00	51,154.44	51,154.44	0.00	0.00	0.00
MB04-MBIA Drainage	AR-0017	State Pool	11/01/08	Open	1.4033	732,981.82	732,981.82	0.00	733,855.46	733,855.46	0.00	0.00	0.00
MB06-MBIA Toll Rd. Operations	AR-0019	State Pool	11/01/08	Open	1.4033	8,401,761.52	8,401,761.52	0.00	8,411,775.44	8,411,775.44	0.00	0.00	0.00
TT00-TX TERM General	AR-0022	State Pool	11/01/08	Open	1.2094	1,022.20	1,022.20	0.00	1,023.25	1,023.25	0.00	0.00	0.00
TT02-TX TERM Toll Rd. Operation	AR-0024	State Pool	11/01/08	Open	1.2108	1,021.04	1,021.04	0.00	1,022.09	1,022.09	0.00	0.00	0.00
TT04-TX TERM Road & Bridge	AR-0026	State Pool	11/01/08	Open	1.2130	1,019.17	1,019.17	0.00	1,020.22	1,020.22	0.00	0.00	0.00
TT05-TX TERM Drainage	AR-0027	State Pool	11/01/08	Open	1.2188	338.11	338.11	0.00	338.46	338.46	0.00	0.00	0.00
LOG1-Logic- General	AR-0028	State Pool	11/10/08	Open	1.3783	5,382,302.22	5,382,302.22	0.00	5,388,603.07	5,388,603.07	0.00	0.00	0.00
LOG2-Logic-Toll Rd.Operations	AR-0029	State Pool	11/10/08	Open	1.3904	1,033.11	1,033.11	0.00	1,034.33	1,034.33	0.00	0.00	0.00
LOG5-Logic-Drainage	AR-0032	State Pool	11/10/08	Open	1.3991	1,026.64	1,026.64	0.00	1,027.86	1,027.86	0.00	0.00	0.00
LOG8-Logic-Road & Bridge	AR-0035	State Pool	11/10/08	Open	1.3986	1,027.06	1,027.06	0.00	1,028.28	1,028.28	0.00	0.00	0.00
MB12-MBIA ESD 100 AGREEMENT	AR-0041	State Pool	08/31/16	Open	1.4033	935,339.57	935,339.57	0.00	936,454.39	936,454.39	0.00	0.00	0.00
MB13-MBIA ASSISTANCE DIST #1	AR-0042	State Pool	08/31/16	Open	1.4032	86,440.70	86,440.70	0.00	86,543.72	86,543.72	0.00	0.00	0.00
MB14-MBIA GR PARKWAY OPERATIONS	AR-0043	State Pool	08/31/16	Open	1.4033	4,583,899.84	4,583,899.84	0.00	4,589,363.30	4,589,363.30	0.00	0.00	0.00
MB15-FACILITIES BONDS 2016	AR-0044	State Pool	08/31/16	Open	1.4032	225,039.45	225,039.45	0.00	225,307.65	225,307.65	0.00	0.00	0.00
MB16-MOBILITY BONDS 2016	AR-0045	State Pool	08/31/16	Open	1.4033	187,553.48	187,553.48	0.00	187,777.02	187,777.02	0.00	0.00	0.00
MB17 - SR LIEN BOND 2016	AR-0046	State Pool	12/09/16	Open	0.0000	0.00	0.00	0.00	0.00	0.00	0.00	0.00	0.00
<b>State Pool Total</b>					<b><u>1.3985</u></b>	<b><u>28,144,029.97</u></b>	<b><u>28,144,029.97</u></b>	<b><u>0.00</u></b>	<b><u>28,177,459.54</u></b>	<b><u>28,177,459.54</u></b>	<b><u>0.00</u></b>	<b><u>0.00</u></b>	<b><u>0.00</u></b>
<b>Investment Total</b>					<b><u>1.4434</u></b>	<b><u>303,062,222.23</u></b>	<b><u>303,069,727.51</u></b>	<b><u>-7,505.28</u></b>	<b><u>334,697,771.73</u></b>	<b><u>334,698,927.48</u></b>	<b><u>-1,155.75</u></b>	<b><u>-353.80</u></b>	<b><u>-6,349.53</u></b>

# Open Investments

## Ft. Bend County

Effective Interest - Actual Life  
Receipts in Period  
12/31/17

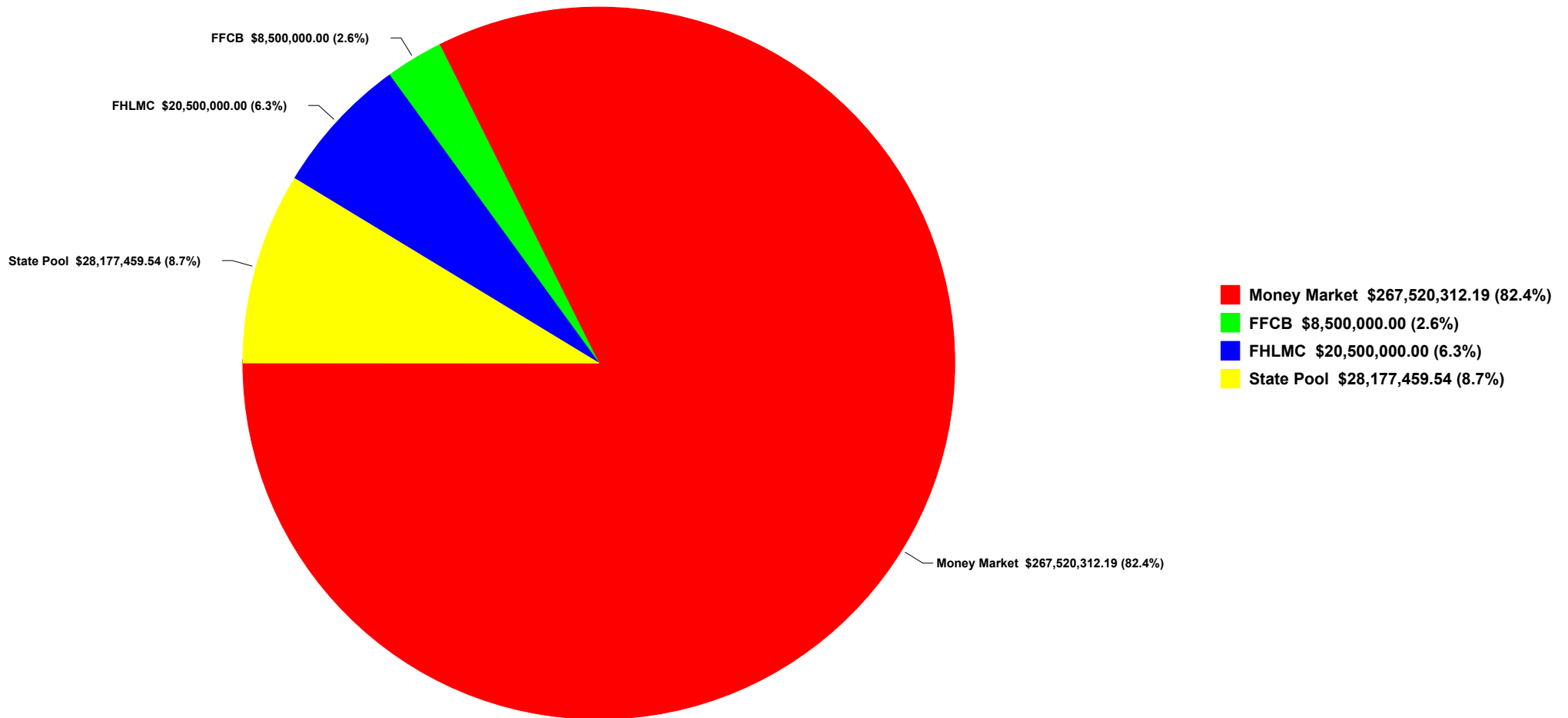
CUSIP	Invest Number	Security Description	Invest Class	Purchase Date	Call Date	Purchase Institut	SafeKeep Institut	Issuing Institut	Yield Matur	Yield Call	Original Unit Cost	Original Par Val/Shares	Original Princ/Cost	Orig Prem Discount	Ending Unit Price	Ending Par Val/Shares	Ending Amor Val/Cost	Ending Val/Cost	Unamor Prem/Dscnt		
<b>FFCB</b>																					
3133EGJX4	16-0004	FFCB 1.08 07/05/19		07/05/16	Open	700	100	None	1.0800	1.0800	1.000000	8,500,000.00	8,500,000.00	0.00	1.000000	8,500,000.00	8,500,000.00		0.00		
<b>FFCB Total</b>									<u>1.0800</u>	<u>1.0800</u>	<u>1.000000</u>	<u>8,500,000.00</u>	<u>8,500,000.00</u>	<u>0.00</u>	<u>1.000000</u>	<u>8,500,000.00</u>	<u>8,500,000.00</u>		<u>0.00</u>		
<b>FHLMC</b>																					
3137EAEA3	16-0001	FHLMC 0.75 04/09/18		06/29/16	Open	700	100	None	0.6790	0.6790	1.001251	6,000,000.00	6,007,505.28	-7,505.28	1.000193	6,000,000.00	6,001,155.75		-1,155.75		
3134G9G76	16-0003	FHLMC 0.80 06/29/18		06/30/16	Open	1200	100	None	0.8000	0.8000	1.000000	14,500,000.00	14,500,000.00	0.00	1.000000	14,500,000.00	14,500,000.00		0.00		
<b>FHLMC Total</b>									<u>0.7646</u>	<u>0.7646</u>	<u>1.000366</u>	<u>20,500,000.00</u>	<u>20,507,505.28</u>	<u>-7,505.28</u>	<u>1.000056</u>	<u>20,500,000.00</u>	<u>20,501,155.75</u>		<u>-1,155.75</u>		
<b>Money Market</b>																					
Prosperity-Money Market Accts.				AR-0009	Money Market		11/30/03	Open	100	None	100	1.5970	1.5970	1.000000	12,505,577.66	12,505,577.66	0.00	1.000000	267,520,312.19	267,520,312.19	0.00
<b>Money Market Total</b>									<u>1.5970</u>	<u>1.5970</u>	<u>1.000000</u>	<u>12,505,577.66</u>	<u>12,505,577.66</u>	<u>0.00</u>	<u>1.000000</u>	<u>267,520,312.19</u>	<u>267,520,312.19</u>		<u>0.00</u>		
<b>State Pool</b>																					
MB02-MBIA General				AR-0015	State Pool		11/01/08	Open	2000	None	2000	1.4100	1.4100	1.000000	17,374,917.83	17,374,917.83	0.00	1.000000	7,560,130.56	7,560,130.56	0.00
MB03-MBIA Road & Bridge				AR-0016	State Pool		11/01/08	Open	2000	None	2000	1.4100	1.4100	1.000000	2,856,438.24	2,856,438.24	0.00	1.000000	51,154.44	51,154.44	0.00
MB04-MBIA Drainage				AR-0017	State Pool		11/01/08	Open	2000	None	2000	1.4100	1.4100	1.000000	1,267,218.21	1,267,218.21	0.00	1.000000	733,855.46	733,855.46	0.00
MB06-MBIA Toll Rd. Operations				AR-0019	State Pool		11/01/08	Open	2000	None	2000	1.4100	1.4100	1.000000	3,143,377.27	3,143,377.27	0.00	1.000000	8,411,775.44	8,411,775.44	0.00
TT00-TX TERM General				AR-0022	State Pool		11/01/08	Open	2005	None	2005	1.2100	1.2100	1.000000	10,006,437.87	10,006,437.87	0.00	1.000000	1,023.25	1,023.25	0.00
TT02-TX TERM Toll Rd. Operation				AR-0024	State Pool		11/01/08	Open	2005	None	2005	1.2100	1.2100	0.000000	0.00	0.00	0.00	1.000000	1,022.09	1,022.09	0.00
TT04-TX TERM Road & Bridge				AR-0026	State Pool		11/01/08	Open	2005	None	2005	1.2100	1.2100	1.000000	10,463.28	10,463.28	0.00	1.000000	1,020.22	1,020.22	0.00
TT05-TX TERM Drainage				AR-0027	State Pool		11/01/08	Open	2005	None	2005	1.2100	1.2100	1.000000	109,774.61	109,774.61	0.00	1.000000	338.46	338.46	0.00
LOG1-Logic- General				AR-0028	State Pool		11/10/08	Open	200	None	200	1.3784	1.3784	1.000000	10,000,000.00	10,000,000.00	0.00	1.000000	5,388,603.07	5,388,603.07	0.00
LOG2-Logic-Toll Rd.Operations				AR-0029	State Pool		11/10/08	Open	200	None	200	1.3784	1.3784	1.000000	2,000,000.00	2,000,000.00	0.00	1.000000	1,034.33	1,034.33	0.00
LOG5-Logic-Drainage				AR-0032	State Pool		11/10/08	Open	200	None	200	1.3784	1.3784	1.000000	500,000.00	500,000.00	0.00	1.000000	1,027.86	1,027.86	0.00
LOG8-Logic-Road & Bridge				AR-0035	State Pool		11/10/08	Open	200	None	200	1.3784	1.3784	1.000000	1,000,000.00	1,000,000.00	0.00	1.000000	1,028.28	1,028.28	0.00
MB12-MBIA ESD 100 AGREEMENT				AR-0041	State Pool		08/31/16	Open	2000	None	2000	1.4100	1.4100	1.000000	3,900,000.00	3,900,000.00	0.00	1.000000	936,454.39	936,454.39	0.00
MB13-MBIA ASSISTANCE DIST #1				AR-0042	State Pool		08/31/16	Open	2000	None	2000	1.4100	1.4100	1.000000	10,000,000.00	10,000,000.00	0.00	1.000000	86,543.72	86,543.72	0.00
MB14-MBIA GR PARKWAY OPERATIONS				AR-0043	State Pool		08/31/16	Open	2000	None	2000	1.4100	1.4100	1.000000	8,500,000.00	8,500,000.00	0.00	1.000000	4,589,363.30	4,589,363.30	0.00
MB15-FACILITIES BONDS 2016				AR-0044	State Pool		08/31/16	Open	2000	None	2000	1.4100	1.4100	1.000000	30,000,000.00	30,000,000.00	0.00	1.000000	225,307.65	225,307.65	0.00
MB16-MOBILITY BONDS 2016				AR-0045	State Pool		08/31/16	Open	2000	None	2000	1.4100	1.4100	1.000000	30,000,000.00	30,000,000.00	0.00	1.000000	187,777.02	187,777.02	0.00
MB17 - SR LIEN BOND 2016				AR-0046	State Pool		12/09/16	Open	2000	None	2000	1.2700	1.2700	1.000000	35,000,000.00	35,000,000.00	0.00	0.000000	0.00	0.00	0.00
<b>State Pool Total</b>									<u>1.4039</u>	<u>1.4039</u>	<u>1.000000</u>	<u>165,668,627.31</u>	<u>165,668,627.31</u>	<u>0.00</u>	<u>1.000000</u>	<u>28,177,459.54</u>	<u>28,177,459.54</u>		<u>0.00</u>		
<b>Investment Total</b>									<u>1.5133</u>	<u>1.5133</u>	<u>1.000036</u>	<u>207,174,204.97</u>	<u>207,181,710.25</u>	<u>-7,505.28</u>	<u>1.000004</u>	<u>324,697,771.73</u>	<u>324,698,927.48</u>		<u>-1,155.75</u>		

# Open Investments

## Ft. Bend County

Effective Interest - Actual Life  
Receipts in Period  
12/31/17

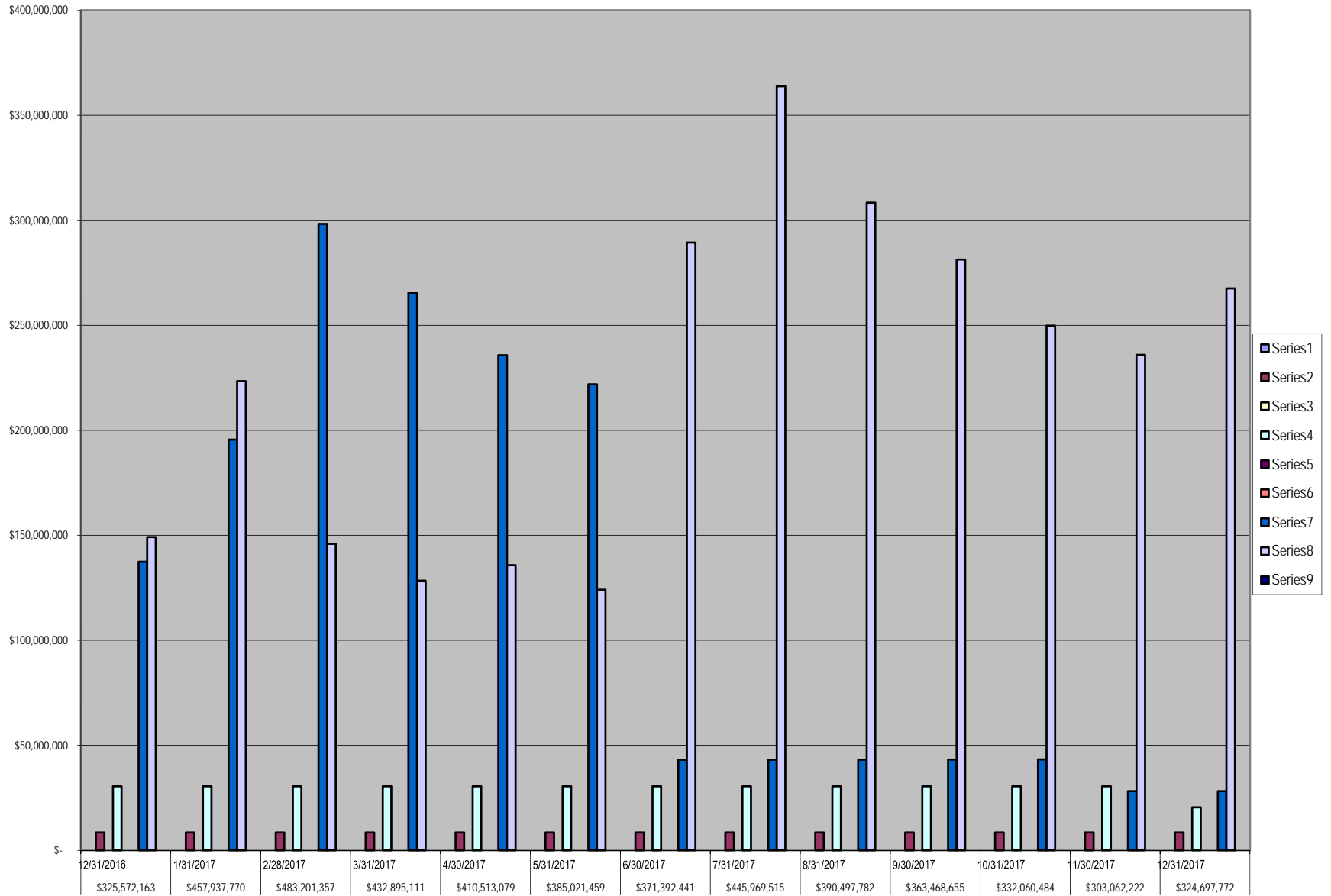
Showing Ending Par Val/Shares: \$324,697,771.73



## FBC INVESTMENT TRAILING 12 MONTHS

Open Investments		FARMERS MAC DN	FFCB	FHLB	FHLMC	FNMA	FNMA DISCOUNT NOTE	State Pool	Prosperity Money Market	Prosperity - Invst. Acct.
\$ 325,572,163	12/31/2016	\$ -	\$ 8,500,000	\$ -	\$ 30,505,386	\$ -	\$ -	\$ 137,401,990	\$ 149,164,787	\$ -
\$ 457,937,770	1/31/2017	\$ -	\$ 8,500,000	\$ -	\$ 30,505,035	\$ -	\$ -	\$ 195,548,001	\$ 223,384,734	\$ -
\$ 483,201,357	2/28/2017	\$ -	\$ 8,500,000	\$ -	\$ 30,504,684	\$ -	\$ -	\$ 298,250,107	\$ 145,946,566	\$ -
\$ 432,895,111	3/31/2017	\$ -	\$ 8,500,000	\$ -	\$ 30,504,332	\$ -	\$ -	\$ 265,491,332	\$ 128,399,447	\$ -
\$ 410,513,079	4/30/2017	\$ -	\$ 8,500,000	\$ -	\$ 30,503,980	\$ -	\$ -	\$ 235,712,333	\$ 135,796,767	\$ -
\$ 385,021,459	5/31/2017	\$ -	\$ 8,500,000	\$ -	\$ 30,503,627	\$ -	\$ -	\$ 221,919,910	\$ 124,097,921	\$ -
\$ 371,392,441	6/30/2017	\$ -	\$ 8,500,000	\$ -	\$ 30,503,275	\$ -	\$ -	\$ 43,074,829	\$ 289,314,337	\$ -
\$ 445,969,515	7/31/2017	\$ -	\$ 8,500,000	\$ -	\$ 30,502,922	\$ -	\$ -	\$ 43,119,051	\$ 363,847,542	\$ -
\$ 390,497,782	8/31/2017	\$ -	\$ 8,500,000	\$ -	\$ 30,502,569	\$ -	\$ -	\$ 43,164,659	\$ 308,330,554	\$ -
\$ 363,468,655	9/30/2017	\$ -	\$ 8,500,000	\$ -	\$ 30,502,217	\$ -	\$ -	\$ 43,209,454	\$ 281,256,984	\$ -
\$ 332,060,484	10/31/2017	\$ -	\$ 8,500,000	\$ -	\$ 30,500,000	\$ -	\$ -	\$ 43,256,292	\$ 249,804,192	\$ -
\$ 303,062,222	11/30/2017	\$ -	\$ 8,500,000	\$ -	\$ 30,500,000	\$ -	\$ -	\$ 28,144,030	\$ 235,918,192	\$ -
\$ 324,697,772	12/31/2017	\$ -	\$ 8,500,000	\$ -	\$ 20,500,000	\$ -	\$ -	\$ 28,177,460	\$ 267,520,312	\$ -





**Wendt, Sandra**

---

**From:** Laura Turner (111) <Laura.Turner@prosperitybankusa.com>  
**Sent:** Monday, December 4, 2017 8:15 AM  
**To:** Brogdon, Jennifer; Segura, Maria; Elster, Melissa; Schultz, Patsy; Wendt, Sandra  
**Subject:** December interest rate

In accordance to the Depository bid, the variable interest rate for the month of December will reflect the change in the 91 day T-bill rate. The 91 day T-bill investment rate is 1.307%. Rate paid will be 1.597% (1.307% + .29) on the General Fund and all other accounts.



**WORLD SERIES CHAMPS!!!**

## Laura Turner

Assistant Vice President

Lending Assistant

Prosperity Bank

Sugar Land Banking Center

14060 Southwest Freeway

Sugar Land, TX 77478

Phone: 281-269-7200

Direct: 281-269-7254

Fax: 281-269-7108

Email: [laura.turner@prosperitybankusa.com](mailto:laura.turner@prosperitybankusa.com)

NYSE: PB



### **Handy information should the need arise.....**

281-242-4762 Fastline

1.866.985.2273 To Activate & Pin your Debit Card

1.800.684.2132 Report your card Lost/Stolen ATM/Debit Card

1.800.531.1401 Customer Service Center Mon-->Fri. 7am-7pm & Sat. 9am-5pm (can also assist with debit card issues).



## Daily Rates

December 2017

**TXCLASS**

AVERAGE MONTHLY YIELD: 1.41%

Date	Dividend Rate	Daily Yield
01-Dec-17	0.000036030	1.32%
02-Dec-17	0.000036030	1.32%
03-Dec-17	0.000036030	1.32%
04-Dec-17	0.000036134	1.32%
05-Dec-17	0.000036156	1.32%
06-Dec-17	0.000036466	1.33%
07-Dec-17	0.000036650	1.34%
08-Dec-17	0.000036651	1.34%
09-Dec-17	0.000036651	1.34%
10-Dec-17	0.000036651	1.34%
11-Dec-17	0.000037067	1.36%
12-Dec-17	0.000037400	1.37%
13-Dec-17	0.000037400	1.37%
14-Dec-17	0.000038496	1.41%
15-Dec-17	0.000038720	1.42%
16-Dec-17	0.000038720	1.42%
17-Dec-17	0.000038720	1.42%
18-Dec-17	0.000039264	1.44%
19-Dec-17	0.000039332	1.44%
20-Dec-17	0.000039497	1.45%
21-Dec-17	0.000039449	1.44%
22-Dec-17	0.000040060	1.47%
23-Dec-17	0.000040060	1.47%
24-Dec-17	0.000040060	1.47%
25-Dec-17	0.000040060	1.47%
26-Dec-17	0.000040339	1.48%
27-Dec-17	0.000040593	1.49%
28-Dec-17	0.000040576	1.49%
29-Dec-17	0.000040653	1.49%
30-Dec-17	0.000040653	1.49%
31-Dec-17	0.000040653	1.49%

**Current Rates:**

***As of December 31, 2017***

<b>Current Yield<sup>1</sup></b>	<b><u>1.28%</u></b>
<b>One-Day Yield<sup>1</sup></b>	<b><u>1.29%</u></b>
<b>Allocation Factor<sup>1</sup></b>	<b><u>0.000035244</u></b>

**Historical Rates**

**Monthly Distribution Yields<sup>2</sup>**

	<u>2008</u>	<u>2009</u>	<u>2010</u>	<u>2011</u>	<u>2012</u>	<u>2013</u>	<u>2014</u>	<u>2015</u>	<u>2016</u>	<u>2017</u>
<b>January</b>	4.27%	1.14%	0.17%	0.14%	0.08%	0.12%	0.04%	0.07%	0.35%	0.58%
<b>February</b>	3.57%	0.83%	0.17%	0.17%	0.10%	0.10%	0.04%	0.08%	0.39%	0.59%
<b>March</b>	2.98%	0.74%	0.18%	0.14%	0.10%	0.10%	0.04%	0.09%	0.41%	0.66%
<b>April</b>	2.51%	0.63%	0.19%	0.10%	0.10%	0.08%	0.04%	0.09%	0.42%	0.75%
<b>May</b>	2.36%	0.55%	0.19%	0.09%	0.12%	0.08%	0.04%	0.09%	0.43%	0.76%
<b>June</b>	2.26%	0.50%	0.21%	0.09%	0.13%	0.05%	0.04%	0.09%	0.44%	0.85%
<b>July</b>	2.29%	0.42%	0.23%	0.06%	0.13%	0.05%	0.05%	0.10%	0.45%	0.96%
<b>August</b>	2.39%	0.41%	0.24%	0.08%	0.13%	0.05%	0.06%	0.11%	0.47%	1.00%
<b>September</b>	2.38%	0.37%	0.21%	0.07%	0.13%	0.05%	0.06%	0.13%	0.50%	1.03%
<b>October</b>	2.65%	0.27%	0.19%	0.07%	0.13%	0.04%	0.06%	0.15%	0.47%	1.05%
<b>November</b>	2.13%	0.26%	0.17%	0.08%	0.13%	0.04%	0.06%	0.15%	0.45%	1.09%
<b>December</b>	1.79%	0.23%	0.15%	0.11%	0.13%	0.04%	0.07%	0.23%	0.50%	1.21%

**Call Toll-Free  
1-866-TEX-TERM**

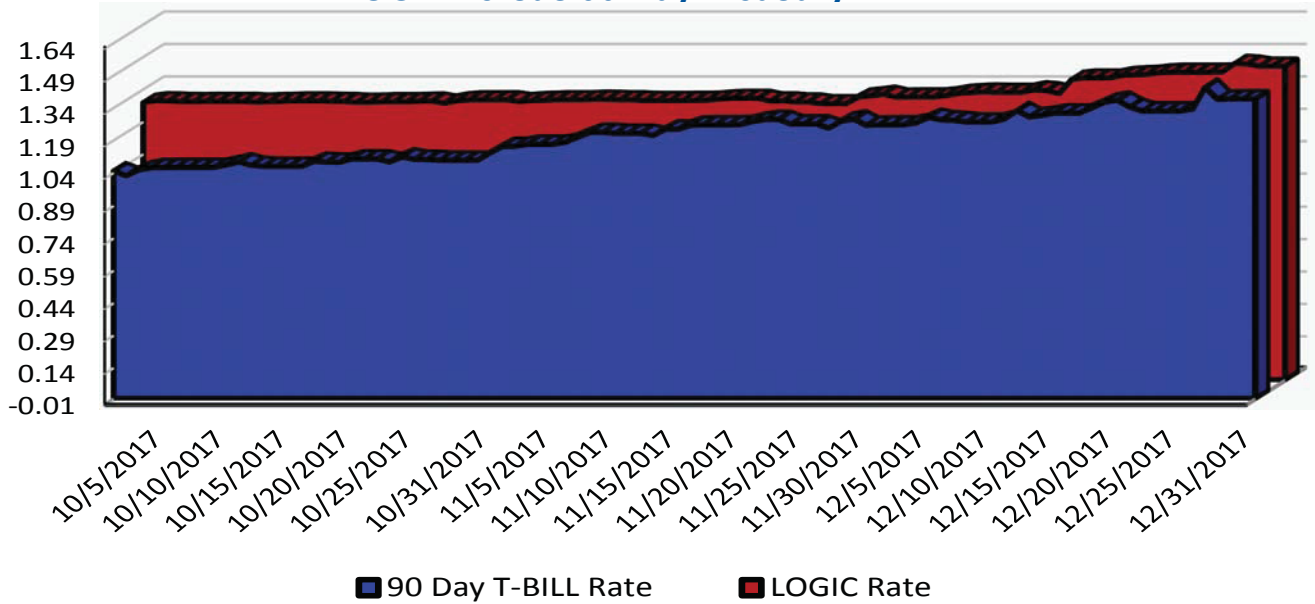
*Past performance is not indicative of future results and yields may vary.*

(1) The current yield, which is also known as the current annualized yield or current seven-day yield, represents the net change, exclusive of capital changes and income other than investment income, in the value of a hypothetical account with a balance of one share (normally \$1.00 per share) over a seven-day base period expressed as a percentage of the value of one share at the beginning of the seven-day period. This resulting net change in account value is then annualized by multiplying it by 365 and dividing the result by 7. The yields shown may reflect fee waivers by service providers that subsidize and reduce the total operating expenses of the TexasDAAILY portfolio. Portfolio yields would be lower if there were no such waivers. The allocation factor represents the daily net income dividend declared by the TexasDAAILY portfolio divided by the portfolio's daily net assets. The one-day yield represents the allocation factor of the TexasDAAILY portfolio divided by the daily net asset value per share (normally \$1.00) multiplied by 365. Unlike the current yield—which excludes capital changes and income other than investment income—the allocation factor and one-day yield are inclusive of capital changes and any income other than investment income.

(2) The monthly distribution yield represents the sum of a month's one-day allocation factors divided by the number of days in that month, and multiplied by 365. The yields shown may reflect fee waivers by service providers that subsidize and reduce the total operating expenses of the TexasDAAILY portfolio. Portfolio yields would be lower if there were no such waivers.

*This information is for institutional investor use only, not for further distribution to retail investors, and does not represent an offer to sell or a solicitation of an offer to buy or sell any fund or other security. Investors should consider the Pool's investment objectives, risks, charges and expenses before investing. This and other information about the Pool is available in the Pool's Information Statement, which should be read carefully before investing. A copy of the Pool's Information Statement may be obtained by calling 1-866-839-8376 or is available on the Pool's website at [www.texasterm.net](http://www.texasterm.net). While TexasDAAILY seeks to maintain a stable net asset value of \$1.00 per share and TexasTERM seeks to achieve a net asset value of \$1.00 per share at its stated maturity, it is possible to lose money investing in the Pool. An investment in the Pool is not insured or guaranteed by the Federal Deposit Insurance Corporation or any other government agency. Shares of the Pool are distributed by **PFM Fund Distributors, Inc.**, member Financial Industry Regulatory Authority (FINRA) ([www.finra.org](http://www.finra.org)) and Securities Investor Protection Corporation (SIPC) ([www.sipc.org](http://www.sipc.org)). PFM Fund Distributors, Inc. is a wholly owned subsidiary of PFM Asset Management LLC.*

## LOGIC versus 90-Day Treasury Bill



This material is for information purposes only. This information does not represent an offer to buy or sell a security. The above rate information is obtained from sources that are believed to be reliable; however, its accuracy or completeness may be subject to change. The LOGIC management fee be waived in full or in part at the discretion of the LOGIC co-administrators and the LOGIC rate for the period shown reflects waiver of fees. This table represents historical investment performance/return to the customer, net of fees, and is not an indication of future performance. An investment in the security is not insured or guaranteed by the Federal Deposit Insurance Corporation or any other government agency. Although the issuer seeks to preserve the value of an investment at \$1.00 per share, it is possible to lose money by investing in the security. Information about these and other program details are in the fund's Information Statement which should be read carefully before investing. The yield on the 90-Day Treasury Bill ("T-Bill Yield") is shown for comparative purposes only. When comparing the investment returns of the LOGIC pool to the T-Bill Yield, you should know that the LOGIC pool consist of allocations of specific diversified securities as detailed in the respective Information Statements. The T-Bill Yield is taken from Bloomberg Finance L.P. and represents the daily closing yield on the then current 90-day T-Bill. The LOGIC yield is calculated in accordance with regulations governing the registration of open-end management investment companies under the Investment Company Act of 1940 as promulgated from time to time by the federal Securities and Exchange Commission.

## Daily Summary for December 2017

Date	Mny Mkt Fund Equiv. [SEC Std.]	Daily Allocation Factor	LOGIC Invested Balance	Market Value Per Share	WAM Days (1)*	WAM Days (2)*
12/1/2017	1.3048%	0.000035748	\$6,064,763,925.82	1.000007	31	79
12/2/2017	1.3048%	0.000035748	\$6,064,763,925.82	1.000007	31	79
12/3/2017	1.3048%	0.000035748	\$6,064,763,925.82	1.000007	31	79
12/4/2017	1.3110%	0.000035919	\$6,021,613,469.52	1.000054	30	78
12/5/2017	1.3214%	0.000036202	\$6,010,906,100.37	1.000041	32	80
12/6/2017	1.3251%	0.000036303	\$6,071,035,660.19	1.000038	33	81
12/7/2017	1.3281%	0.000036386	\$6,070,719,084.48	1.000033	33	84
12/8/2017	1.3261%	0.000036331	\$6,036,588,307.77	0.999978	31	82
12/9/2017	1.3261%	0.000036331	\$6,036,588,307.77	0.999978	31	82
12/10/2017	1.3261%	0.000036331	\$6,036,588,307.77	0.999978	31	82
12/11/2017	1.3379%	0.000036654	\$6,037,727,464.85	1.000008	31	82
12/12/2017	1.3334%	0.000036532	\$6,114,678,495.49	0.999996	30	80
12/13/2017	1.3209%	0.000036189	\$6,464,136,658.52	0.999951	38	75
12/14/2017	1.3863%	0.000037980	\$6,559,942,990.17	0.999928	30	76
12/15/2017	1.3925%	0.000038151	\$6,490,992,352.44	0.999860	29	75
12/16/2017	1.3925%	0.000038151	\$6,490,992,352.44	0.999860	29	75
12/17/2017	1.3925%	0.000038151	\$6,490,992,352.44	0.999860	29	75
12/18/2017	1.4039%	0.000038462	\$6,249,205,281.62	0.999910	29	77
12/19/2017	1.4073%	0.000038557	\$6,189,422,100.19	0.999895	29	77
12/20/2017	1.4095%	0.000038616	\$6,175,294,526.34	0.999883	29	77
12/21/2017	1.4166%	0.000038811	\$6,208,404,774.81	0.999850	29	77
12/22/2017	1.4193%	0.000038884	\$6,234,168,141.65	0.999785	26	73
12/23/2017	1.4193%	0.000038884	\$6,234,168,141.65	0.999785	26	73
12/24/2017	1.4193%	0.000038884	\$6,234,168,141.65	0.999785	26	73
12/25/2017	1.4193%	0.000038884	\$6,234,168,141.65	0.999785	26	73
12/26/2017	1.4206%	0.000038920	\$6,235,171,355.46	0.999876	25	72
12/27/2017	1.4607%	0.000040020	\$6,348,907,073.78	0.999876	28	73
12/28/2017	1.4571%	0.000039921	\$6,402,685,319.97	0.999887	27	72
12/29/2017	1.4474%	0.000039654	\$6,465,455,192.00	0.999820	26	68
12/30/2017	1.4474%	0.000039654	\$6,465,455,192.00	0.999820	26	68
12/31/2017	1.4474%	0.000039654	\$6,465,455,192.00	0.999820	26	68
Average	1.3784%	0.000037763	\$6,234,513,621.18		29	76

Prosperity Bank  
Money Market Accounts  
December 31, 2017

FUND	DESCRIPTION	BEGINNING BALANCE	DEPOSITS	WITH- DRAWALS	INTEREST	ENDING BALANCE
100	General Operating	28,442,968.17	73,657,963.91	46,598,100.57	37,504.57	55,540,336.08
150	Juvenile Operations	2,772,355.91	230,551.34	1,450,328.94	3,221.70	1,555,800.01
155	Road & Bridge	9,237,265.98	3,650,505.77	1,675,547.75	12,780.06	11,225,004.06
160	Drainage District	10,491,514.11	1,844,252.53	494,690.37	14,537.81	11,855,614.08
165	Lateral Road	877,128.95	-	-	1,189.70	878,318.65
170	Statue Restoration	4,366.41	-	-	5.92	4,372.33
175	City Water Assistance	25,422.16	207.00	1,698.90	34.21	23,964.47
185	Entex Contributions	4.43	-	-	0.01	4.44
190	H L & P Assistance	106,059.82	-	2,345.86	141.73	103,855.69
195	County Law Library	1,202,909.67	73,328.37	22,133.50	1,658.34	1,255,762.88
200	Law Enforcement Academy	486,864.77	5,350.00	9,456.50	658.30	483,416.57
360	Law Enforcement Training	173,549.29	-	10.58	235.39	173,774.10
215	Library Donations	112,696.26	1,904.38	3,295.44	151.53	111,456.73
225	FBC Asset Forfeiture-Task-State	477,841.75	-	14,249.17	636.02	464,228.60
235	Probate Court Training	103,660.42	665.00	-	140.92	104,466.34
245	Alert Program-Juvenile	52,315.36	-	-	70.96	52,386.32
255	D A Asset Forfeiture-Fed.	52.46	-	-	0.07	52.53
265	Gus George Memorial	4,758.90	-	-	6.45	4,765.35
275	D A Special Fund Run	18,132.36	-	-	24.59	18,156.95
280	Co.Atty.Supplemental Salary	232,325.02	-	4,603.33	312.28	228,033.97
290	VIT Interest (Tax Coll)	22,307.99	2,885.62	-	33.29	25,226.90
300	FBC Elections	596,538.33	59,923.76	4,200.92	816.43	653,077.60
305	FBC Asset Forfeiture-Task-Fed.	26,497.67	5,220.00	-	37.08	31,754.75
310	Sheriff Ofc/Forfeiture-Assets-St.	485,178.59	-	26,922.00	631.60	458,888.19
315	Sheriff Ofc/Forfeiture-Assets-Fed.	361,630.49	-	4,050.00	487.49	358,067.98
320	Constable Pct. 2 F/A	22.78	-	-	0.03	22.81
322	Constable Pct 3 F/A	949.60	-	-	1.29	950.89
324	Constable Pct 1 F/A	1,190.22	-	-	1.61	1,191.83
335	DA Asset Forfeiture-State	264,081.51	-	3,551.21	356.55	260,886.85
810	Toll Road Operations	22,389,068.74	1,263,841.10	357,356.11	31,092.23	23,326,645.96
390	Child Protective Service IV-E	34,181.14	651.38	9,096.40	37.32	25,773.44
402	Hope 3 Program Sales	5,546.83	-	-	7.52	5,554.35



Prosperity Bank  
Money Market Accounts  
December 31, 2017

410	Child Support IVD Reimb.	263,353.99	2,038.89	-	359.70	265,752.58
415	Local Law Enf.Block Grant	14,702.78	-	-	19.94	14,722.72
440	Supervision	2,115,320.19	1,054,075.70	385,325.20	3,463.86	2,787,534.55
205	Surface Water Supply Corp.	7,891.52	-	-	10.70	7,902.22
TREA	Treasurer's Account	2,940,034.01	4,604,252.56	5,361,857.17	2,661.92	2,185,091.32
INVE	FBC Investment Account	-	10,093,000.00	-	1,324.81	10,094,324.81
850M	Boon-Chapman Medical	2,361,085.18	2,000,091.07	1,941,567.36	2,299.06	2,421,907.95
850D	Boon-Chapman Dental	1,647,433.36	197.31	132,456.46	2,128.91	1,517,303.12
882	Boon-Chapman 125	146,388.46	55,682.37	42,106.01	208.59	160,173.41
884	Fee Officer's Account	1,204,945.35	1,892,751.02	1,852,282.40	-	1,245,413.97
912	JP Credit Card Processing	167,561.64	242,879.87	326,638.31	86.94	83,890.14
908	EMS Credit Card Processing	3,181.03	2,513.58	3,868.63	2.42	1,828.40
600/605	Debt Service Account	7,305,219.83	7,692,965.39	-	12,293.95	15,010,479.17
GAS	FBC Fuel Account (Susser)	37,534.35	546,205.68	583,740.03	4.84	4.84
332	Fire Marshal St. Ass't. Forfeiture	665.52	-	-	0.90	666.42
JE04	JP #4 E-Filing	3,822.55	10,764.50	12,642.05	2.44	1,947.44
DACC	D A Credit Card Processing	482.60	3,083.54	973.88	1.00	2,593.26
PTCC	Public Transportation Credit Cards	862.34	1,407.96	1,245.22	1.17	1,026.25
CSCC	CSCD Credit Card	97,713.54	106,305.64	114,718.89	117.56	89,417.85
LBCC	Library Credit Card	4,365.94	7,572.99	9,134.57	3.58	2,807.94
JUCC	Juvenile Credit Card	327.09	2,187.50	1,134.39	1.30	1,381.50
815	Grand Pkwy Toll Road Ops	7,498,232.86	2,381,018.39	2,709,725.75	10,939.43	7,180,464.93
145	Emergency Svc Dist 100	4,271,532.50	-	-	5,793.72	4,277,326.22
130	Assistant Dist Number 1	17,587,362.66	284,392.84	1,500.00	24,151.71	17,894,407.21
131	Assistant Dist Number 2	898,451.36	118,566.12	1,100.00	1,341.92	1,017,259.40
133	Assistant Dist Number 4	752,502.45	20,305.29	425.00	1,041.52	773,424.26
134	Assistant Dist Number 5	138,944.75	4,298.54	425.00	192.51	143,010.80
135	Assistant Dist Number 6	2,566,664.12	88,071.18	2,400.00	3,571.17	2,655,906.47
136	Assistant Dist Number 7	-	36,836.28	-	16.12	36,852.40
137	Assistant Dist Number 8	-	935.00	-	0.41	935.41
138	Assistant Dist Number 9	-	46,899.74	-	23.04	46,922.78
805	Grand Pkwy Toll RD Rev Bond	3,004,152.83	-	58,206.84	4,011.03	2,949,957.02
206	Industrial Development Corp	102,639.15	-	911.39	138.46	101,866.22

Prosperity Bank  
Money Market Accounts  
December 31, 2017

CCCS	Non Fee Officer CC Clearing Acct	100,481.29	41,821.79	93.82	164.75	142,374.01
801	Sr. Lien Toll Rd Rev Bonds 2014	-	-	-	-	-
802	Sr. Lien Toll Rd Rev Bonds 2016	23,522,038.00	-	2,024,577.51	30,224.43	21,527,684.92
JPMT	Juror Payments	7,842.40	44,088.00	16,014.40	17.84	35,933.84
	Engineering Permitting E-Check	10,181.76	1,920.00	191.76	16.05	11,926.05
207	FBC Historical Commission	2,685.36	-	835.57	3.24	1,853.03
208	East FBC Development	-	-	-	-	-
742	Facilities Bonds 2016	12,569,799.79	-	2,222,095.03	15,892.35	10,363,597.11
744	Mobility Bonds 2016	13,038,278.51	-	6,127,280.98	12,641.57	6,923,639.10
746	Jail Energy Efficiency Project	4,927,879.26	-	4,933,485.16	5,605.90	(0.00)
748	Mobility Bonds 2017	3,795,599.46	-	-	5,148.18	3,800,747.64
750	Mission Bend/Four Corners	13,297,210.86	-	1,041,047.08	17,542.15	12,273,705.93
JE11	JP 1-1 E-Filing	1,614.74	3,149.75	3,871.49	1.13	894.13
JE12	JP 1-2 E-Filing	1,119.72	3,947.00	4,938.72	1.24	129.24
JE02	JP 2 E-Filing	7,682.88	8,370.00	10,607.63	5.33	5,450.58
JE03	JP 3 E-Filing	2,925.27	7,692.50	9,851.02	1.85	768.60
752	FBC Westpark Extension	30,215,036.26	-	31,034.12	40,966.47	30,224,968.61
806	Grand Parkway Toll Rd Authority	265,056.66	-	265,056.66	324.72	324.72
	<b>Total</b>	<b>235,918,192.26</b>	<b>112,207,538.15</b>	<b>80,917,003.05</b>	<b>311,584.83</b>	<b>267,520,312.19</b>