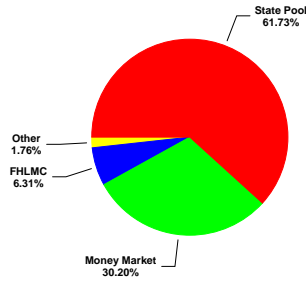


Investment Report

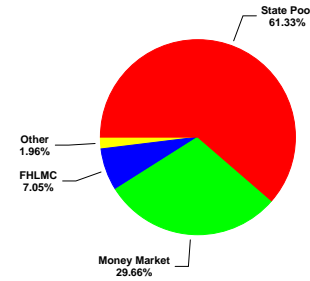
Ft. Bend County

03/01/17 - 03/31/17

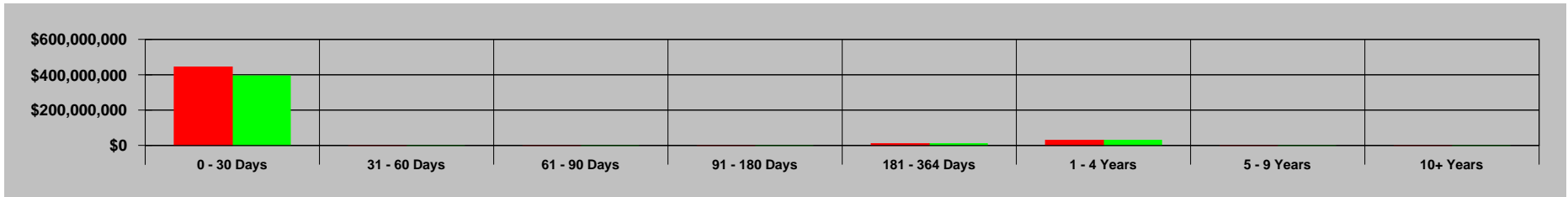
Portfolio Composition - 02/28/17



Portfolio Composition - 03/31/17

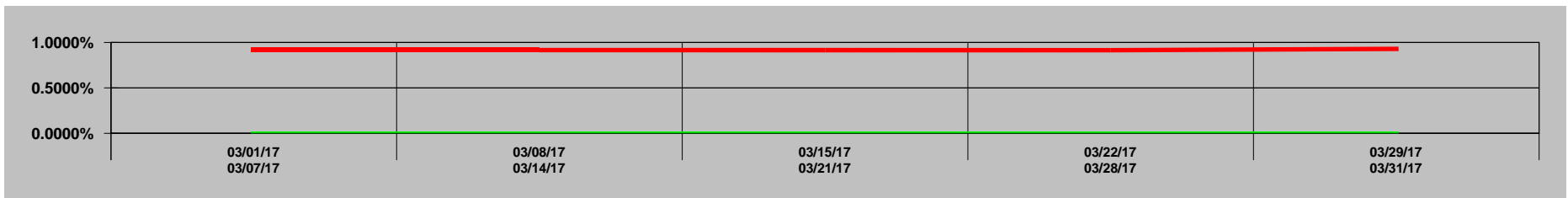


Maturity Aging - 02/28/17 vs 03/31/17



■ Previous Period ■ Current Period

Portfolio Performance - 03/01/17 to 03/31/17



■ Portfolio ■ Series2

GASB 31 Compliance
Ft. Bend County
Effective Interest - Actual Life
Receipts in Period
03/01/17 - 03/31/17

CUSIP	Invest Number	Security Description	Purchase Date	Sale Date	Valuation Method	Yield Earned	Price Source 03/01/17	Beginning Unit Price	Par Value On 03/01/17	Reported Value 03/01/17	Purchase Cost	Sales Proceeds	Ending Unit Price	Par Value On 03/31/17	Price Source 03/31/17	Reported Value 03/31/17	Change in Fair Value	Interest	Net Investment Income
3137BARA3	16-0001	FHLMC 0.75 04/09/18	06/29/16	Open	Fair Value	-0.5214	FTI	0.997110	6,000,000.00	5,982,660.00	0.00	0.00	0.996050	6,000,000.00	FTI	5,976,300.00	-6,360.00	3,750.00	-2,610.00
3134G9H42	16-0002	FHLMC 0.70 12/29/17	06/30/16	Open	Fair Value	-0.1160	FTI	0.997460	10,000,000.00	9,974,600.00	0.00	0.00	0.996780	10,000,000.00	FTI	9,967,800.00	-6,800.00	5,833.33	-966.67
3134G9G76	16-0003	FHLMC 0.80 06/29/18	06/30/16	Open	Fair Value	0.8600	FTI	0.994030	14,500,000.00	14,413,435.00	0.00	0.00	0.994080	14,500,000.00	FTI	14,414,160.00	725.00	9,666.67	10,391.67
3133EGJX4	16-0004	FFCB 1.08 07/05/19	07/05/16	Open	Fair Value	4.3548	FTI	0.987990	8,500,000.00	8,397,915.00	0.00	0.00	0.990810	8,500,000.00	FTI	8,421,885.00	23,970.00	7,905.00	31,875.00
Prosperity-Money Market Accts.	AR-0009	Money Market	11/30/03	Open	Fair Value	0.7841	Manual	1.000000	145,946,566.20	145,946,566.20	0.00	17,547,119.45	1.000000	128,399,446.75	Manual	128,399,446.75	0.00	96,819.50	96,819.50
MB02-MBIA General	AR-0015	State Pool	11/01/08	Open	Fair Value	0.9923	Manual	1.000000	75,362,552.24	75,362,552.24	0.00	19,943,008.82	1.000000	55,419,543.42	Manual	55,419,543.42	0.00	56,991.18	56,991.18
MB03-MBIA Road & Bridge	AR-0016	State Pool	11/01/08	Open	Fair Value	0.9944	Manual	1.000000	16,001,361.84	16,001,361.84	0.00	-13,514.67	1.000000	16,014,876.51	Manual	16,014,876.51	0.00	13,514.67	13,514.67
MB04-MBIA Drainage	AR-0017	State Pool	11/01/08	Open	Fair Value	0.9944	Manual	1.000000	14,682,081.02	14,682,081.02	0.00	-12,400.43	1.000000	14,694,481.45	Manual	14,694,481.45	0.00	12,400.43	12,400.43
MB06-MBIA Toll Rd. Operations	AR-0019	State Pool	11/01/08	Open	Fair Value	0.9944	Manual	1.000000	8,328,384.73	8,328,384.73	0.00	-7,034.12	1.000000	8,335,418.85	Manual	8,335,418.85	0.00	7,034.12	7,034.12
TT00-TX TERM General	AR-0022	State Pool	11/01/08	Open	Fair Value	0.6610	Manual	1.000000	1,015.26	1,015.26	0.00	-0.57	1.000000	1,015.83	Manual	1,015.83	0.00	0.57	0.57
TT02-TX TERM Toll Rd. Operation	AR-0024	State Pool	11/01/08	Open	Fair Value	0.6618	Manual	1.000000	1,014.10	1,014.10	0.00	-0.57	1.000000	1,014.67	Manual	1,014.67	0.00	0.57	0.57
TT04-TX TERM Road & Bridge	AR-0026	State Pool	11/01/08	Open	Fair Value	0.6630	Manual	1.000000	1,012.26	1,012.26	0.00	-0.57	1.000000	1,012.83	Manual	1,012.83	0.00	0.57	0.57
TT05-TX TERM Drainage	AR-0027	State Pool	11/01/08	Open	Fair Value	0.6661	Manual	1.000000	335.82	335.82	0.00	-0.19	1.000000	336.01	Manual	336.01	0.00	0.19	0.19
LOG1-Logic- General	AR-0028	State Pool	11/10/08	Open	Fair Value	1.0089	Manual	1.000000	70,042,911.11	70,042,911.11	0.00	-60,017.60	1.000000	70,102,928.71	Manual	70,102,928.71	0.00	60,017.60	60,017.60
LOG2-Logic-Toll Rd.Operations	AR-0029	State Pool	11/10/08	Open	Fair Value	1.0467	Manual	1.000000	1,023.66	1,023.66	0.00	-0.91	1.000000	1,024.57	Manual	1,024.57	0.00	0.91	0.91
LOG5-Logic-Drainage	AR-0032	State Pool	11/10/08	Open	Fair Value	1.0532	Manual	1.000000	1,017.27	1,017.27	0.00	-0.91	1.000000	1,018.18	Manual	1,018.18	0.00	0.91	0.91
LOG8-Logic-Road & Bridge	AR-0035	State Pool	11/10/08	Open	Fair Value	1.0528	Manual	1.000000	1,017.69	1,017.69	0.00	-0.91	1.000000	1,018.60	Manual	1,018.60	0.00	0.91	0.91
MB12-MBIA ESD 100 AGREEMENT	AR-0041	State Pool	08/31/16	Open	Fair Value	0.9944	Manual	1.000000	3,916,980.25	3,916,980.25	0.00	-3,308.24	1.000000	3,920,288.49	Manual	3,920,288.49	0.00	3,308.24	3,308.24
MB13-MBIA ASSISTANCE DIST #1	AR-0042	State Pool	08/31/16	Open	Fair Value	0.9944	Manual	1.000000	12,044,923.51	12,044,923.51	0.00	-10,173.09	1.000000	12,055,096.60	Manual	12,055,096.60	0.00	10,173.09	10,173.09
MB14-MBIA GR PARKWAY OPERATIONS	AR-0043	State Pool	08/31/16	Open	Fair Value	0.9884	Manual	1.000000	12,539,776.94	12,539,776.94	0.00	7,992,072.84	1.000000	4,547,704.10	Manual	4,547,704.10	0.00	7,927.16	7,927.16
MB15-FACILITIES BONDS 2016	AR-0044	State Pool	08/31/16	Open	Fair Value	0.9944	Manual	1.000000	30,130,617.61	30,130,617.61	0.00	-25,448.21	1.000000	30,156,065.82	Manual	30,156,065.82	0.00	25,448.21	25,448.21
MB16-MOBILITY BONDS 2016	AR-0045	State Pool	08/31/16	Open	Fair Value	0.9944	Manual	1.000000	22,120,881.16	22,120,881.16	0.00	-18,683.20	1.000000	22,139,564.36	Manual	22,139,564.36	0.00	18,683.20	18,683.20
MB17 - SR LIEN BOND 2016	AR-0046	State Pool	12/09/16	Open	Fair Value	0.9932	Manual	1.000000	33,073,200.10	33,073,200.10	0.00	4,974,276.84	1.000000	28,098,923.26	Manual	28,098,923.26	0.00	25,723.16	25,723.16
Investment Total						0.9463		0.999521	483,196,672.77	482,965,282.77	0.00	50,305,893.76	0.999492	432,890,779.01		432,670,924.01	11,535.00	365,200.19	376,735.19

Portfolio Position
Ft. Bend County
Effective Interest - Actual Life
Receipts in Period
03/01/17 - 03/31/17

4

CUSIP	Invest Number	Security Description	Purchase Date	Call Date	Par Value On 03/01/17	Par Value On 03/31/17	Market Val On 03/01/17	Market Val On 03/31/17	Purchase Cost	Sales Proceeds	Original Princ/Cost	Amor Value On 03/01/17	Amor Value On 03/31/17
130 - Assistance Dist #1													
State Pool													
MB13-MBIA ASSISTANCE DIST #1	AR-0042	State Pool	08/31/16	Open	<u>12,044,923.51</u>	<u>12,055,096.60</u>	<u>12,044,923.51</u>	<u>12,055,096.60</u>	<u>0.00</u>	<u>0.00</u>	<u>10,000,000.00</u>	<u>12,044,923.51</u>	<u>12,055,096.60</u>
State Pool Total					<u>12,044,923.51</u>	<u>12,055,096.60</u>	<u>12,044,923.51</u>	<u>12,055,096.60</u>	<u>0.00</u>	<u>0.00</u>	<u>10,000,000.00</u>	<u>12,044,923.51</u>	<u>12,055,096.60</u>
130 - Assistance Dist #1 Total													
					<u>12,044,923.51</u>	<u>12,055,096.60</u>	<u>12,044,923.51</u>	<u>12,055,096.60</u>	<u>0.00</u>	<u>0.00</u>	<u>10,000,000.00</u>	<u>12,044,923.51</u>	<u>12,055,096.60</u>
145 - ESD 100 Agreement													
State Pool													
MB12-MBIA ESD 100 AGREEMENT	AR-0041	State Pool	08/31/16	Open	<u>3,916,980.25</u>	<u>3,920,288.49</u>	<u>3,916,980.25</u>	<u>3,920,288.49</u>	<u>0.00</u>	<u>0.00</u>	<u>3,900,000.00</u>	<u>3,916,980.25</u>	<u>3,920,288.49</u>
State Pool Total					<u>3,916,980.25</u>	<u>3,920,288.49</u>	<u>3,916,980.25</u>	<u>3,920,288.49</u>	<u>0.00</u>	<u>0.00</u>	<u>3,900,000.00</u>	<u>3,916,980.25</u>	<u>3,920,288.49</u>
145 - ESD 100 Agreement Total													
					<u>3,916,980.25</u>	<u>3,920,288.49</u>	<u>3,916,980.25</u>	<u>3,920,288.49</u>	<u>0.00</u>	<u>0.00</u>	<u>3,900,000.00</u>	<u>3,916,980.25</u>	<u>3,920,288.49</u>
810 - FBC Toll Road Operations													
State Pool													
TT02-TX TERM Toll Rd. Operation	AR-0024	State Pool	11/01/08	Open	<u>0.00</u>	<u>0.00</u>	<u>0.00</u>	<u>0.00</u>	<u>0.00</u>	<u>0.00</u>	<u>0.00</u>	<u>0.00</u>	<u>0.00</u>
State Pool Total					<u>0.00</u>	<u>0.00</u>	<u>0.00</u>	<u>0.00</u>	<u>0.00</u>	<u>0.00</u>	<u>0.00</u>	<u>0.00</u>	<u>0.00</u>
810 - FBC Toll Road Operations Total													
					<u>0.00</u>	<u>0.00</u>	<u>0.00</u>	<u>0.00</u>	<u>0.00</u>	<u>0.00</u>	<u>0.00</u>	<u>0.00</u>	<u>0.00</u>
742 - Facilities Bond Projects 2016													
State Pool													
MB15-FACILITIES BONDS 2016	AR-0044	State Pool	08/31/16	Open	<u>30,130,617.61</u>	<u>30,156,065.82</u>	<u>30,130,617.61</u>	<u>30,156,065.82</u>	<u>0.00</u>	<u>0.00</u>	<u>30,000,000.00</u>	<u>30,130,617.61</u>	<u>30,156,065.82</u>
State Pool Total					<u>30,130,617.61</u>	<u>30,156,065.82</u>	<u>30,130,617.61</u>	<u>30,156,065.82</u>	<u>0.00</u>	<u>0.00</u>	<u>30,000,000.00</u>	<u>30,130,617.61</u>	<u>30,156,065.82</u>
742 - Facilities Bond Projects 2016 Total													
					<u>30,130,617.61</u>	<u>30,156,065.82</u>	<u>30,130,617.61</u>	<u>30,156,065.82</u>	<u>0.00</u>	<u>0.00</u>	<u>30,000,000.00</u>	<u>30,130,617.61</u>	<u>30,156,065.82</u>
815 - Grand Parkway Operations													
State Pool													
MB14-MBIA GR PARKWAY OPERATIONS	AR-0043	State Pool	08/31/16	Open	<u>12,539,776.94</u>	<u>4,547,704.10</u>	<u>12,539,776.94</u>	<u>4,547,704.10</u>	<u>0.00</u>	<u>0.00</u>	<u>8,500,000.00</u>	<u>12,539,776.94</u>	<u>4,547,704.10</u>
State Pool Total					<u>12,539,776.94</u>	<u>4,547,704.10</u>	<u>12,539,776.94</u>	<u>4,547,704.10</u>	<u>0.00</u>	<u>0.00</u>	<u>8,500,000.00</u>	<u>12,539,776.94</u>	<u>4,547,704.10</u>
815 - Grand Parkway Operations Total													
					<u>12,539,776.94</u>	<u>4,547,704.10</u>	<u>12,539,776.94</u>	<u>4,547,704.10</u>	<u>0.00</u>	<u>0.00</u>	<u>8,500,000.00</u>	<u>12,539,776.94</u>	<u>4,547,704.10</u>
LOG5 - LOGIC DRAINAGE													
State Pool													
LOG5-Logic-Drainage	AR-0032	State Pool	11/10/08	Open	<u>1,017.27</u>	<u>1,018.18</u>	<u>1,017.27</u>	<u>1,018.18</u>	<u>0.00</u>	<u>0.00</u>	<u>500,000.00</u>	<u>1,017.27</u>	<u>1,018.18</u>
State Pool Total					<u>1,017.27</u>	<u>1,018.18</u>	<u>1,017.27</u>	<u>1,018.18</u>	<u>0.00</u>	<u>0.00</u>	<u>500,000.00</u>	<u>1,017.27</u>	<u>1,018.18</u>
LOG5 - LOGIC DRAINAGE Total													
					<u>1,017.27</u>	<u>1,018.18</u>	<u>1,017.27</u>	<u>1,018.18</u>	<u>0.00</u>	<u>0.00</u>	<u>500,000.00</u>	<u>1,017.27</u>	<u>1,018.18</u>
LOG1 - LOGIC GENERAL													
State Pool													
LOG1-Logic- General	AR-0028	State Pool	11/10/08	Open	<u>70,042,911.11</u>	<u>70,102,928.71</u>	<u>70,042,911.11</u>	<u>70,102,928.71</u>	<u>0.00</u>	<u>0.00</u>	<u>10,000,000.00</u>	<u>70,042,911.11</u>	<u>70,102,928.71</u>
State Pool Total					<u>70,042,911.11</u>	<u>70,102,928.71</u>	<u>70,042,911.11</u>	<u>70,102,928.71</u>	<u>0.00</u>	<u>0.00</u>	<u>10,000,000.00</u>	<u>70,042,911.11</u>	<u>70,102,928.71</u>
LOG1 - LOGIC GENERAL Total													
					<u>70,042,911.11</u>	<u>70,102,928.71</u>	<u>70,042,911.11</u>	<u>70,102,928.71</u>	<u>0.00</u>	<u>0.00</u>	<u>10,000,000.00</u>	<u>70,042,911.11</u>	<u>70,102,928.71</u>
LOG8 - LOGIC ROAD & BRIDGE													
State Pool													
LOG8-Logic-Road & Bridge	AR-0035	State Pool	11/10/08	Open	<u>1,017.69</u>	<u>1,018.60</u>	<u>1,017.69</u>	<u>1,018.60</u>	<u>0.00</u>	<u>0.00</u>	<u>1,000,000.00</u>	<u>1,017.69</u>	<u>1,018.60</u>
State Pool Total					<u>1,017.69</u>	<u>1,018.60</u>	<u>1,017.69</u>	<u>1,018.60</u>	<u>0.00</u>	<u>0.00</u>	<u>1,000,000.00</u>	<u>1,017.69</u>	<u>1,018.60</u>
LOG8 - LOGIC ROAD & BRIDGE Total													
					<u>1,017.69</u>	<u>1,018.60</u>	<u>1,017.69</u>	<u>1,018.60</u>	<u>0.00</u>	<u>0.00</u>	<u>1,000,000.00</u>	<u>1,017.69</u>	<u>1,018.60</u>
LOG2 - LOGIC TOLL OPERATIONS													
State Pool													
LOG2-Logic-Toll Rd.Operations	AR-0029	State Pool	11/10/08	Open	<u>1,023.66</u>	<u>1,024.57</u>	<u>1,023.66</u>	<u>1,024.57</u>	<u>0.00</u>	<u>0.00</u>	<u>2,000,000.00</u>	<u>1,023.66</u>	<u>1,024.57</u>
State Pool Total					<u>1,023.66</u>	<u>1,024.57</u>	<u>1,023.66</u>	<u>1,024.57</u>	<u>0.00</u>	<u>0.00</u>	<u>2,000,000.00</u>	<u>1,023.66</u>	<u>1,024.57</u>
LOG2 - LOGIC TOLL OPERATIONS Total													
					<u>1,023.66</u>	<u>1,024.57</u>	<u>1,023.66</u>	<u>1,024.57</u>	<u>0.00</u>	<u>0.00</u>	<u>2,000,000.00</u>	<u>1,023.66</u>	<u>1,024.57</u>
MB04 - MBIA DRAINAGE													
State Pool													

Portfolio Position
Ft. Bend County
Effective Interest - Actual Life
Receipts in Period
03/01/17 - 03/31/17

5

CUSIP	Invest Number	Security Description	Purchase Date	Call Date	Par Value On 03/01/17	Par Value On 03/31/17	Market Val On 03/01/17	Market Val On 03/31/17	Purchase Cost	Sales Proceeds	Original Princ/Cost	Amor Value On 03/01/17	Amor Value On 03/31/17
MB04-MBIA Drainage	AR-0017	State Pool	11/01/08	Open	14,682,081.02	14,694,481.45	14,682,081.02	14,694,481.45	0.00	0.00	1,267,218.21	14,682,081.02	14,694,481.45
State Pool Total					14,682,081.02	14,694,481.45	14,682,081.02	14,694,481.45	0.00	0.00	1,267,218.21	14,682,081.02	14,694,481.45
MB04 - MBIA DRAINAGE Total					14,682,081.02	14,694,481.45	14,682,081.02	14,694,481.45	0.00	0.00	1,267,218.21	14,682,081.02	14,694,481.45
MB02 - MBIA GENERAL													
State Pool													
MB02-MBIA General	AR-0015	State Pool	11/01/08	Open	75,362,552.24	55,419,543.42	75,362,552.24	55,419,543.42	0.00	0.00	17,374,917.83	75,362,552.24	55,419,543.42
State Pool Total					75,362,552.24	55,419,543.42	75,362,552.24	55,419,543.42	0.00	0.00	17,374,917.83	75,362,552.24	55,419,543.42
MB02 - MBIA GENERAL Total					75,362,552.24	55,419,543.42	75,362,552.24	55,419,543.42	0.00	0.00	17,374,917.83	75,362,552.24	55,419,543.42
MB03 - MBIA ROAD & BRIDGE													
State Pool													
MB03-MBIA Road & Bridge	AR-0016	State Pool	11/01/08	Open	16,001,361.84	16,014,876.51	16,001,361.84	16,014,876.51	0.00	0.00	2,856,438.24	16,001,361.84	16,014,876.51
State Pool Total					16,001,361.84	16,014,876.51	16,001,361.84	16,014,876.51	0.00	0.00	2,856,438.24	16,001,361.84	16,014,876.51
MB03 - MBIA ROAD & BRIDGE Total					16,001,361.84	16,014,876.51	16,001,361.84	16,014,876.51	0.00	0.00	2,856,438.24	16,001,361.84	16,014,876.51
MB06 - MBIA TOLL RD OPERATIONS													
State Pool													
MB06-MBIA Toll Rd. Operations	AR-0019	State Pool	11/01/08	Open	8,328,384.73	8,335,418.85	8,328,384.73	8,335,418.85	0.00	0.00	3,143,377.27	8,328,384.73	8,335,418.85
State Pool Total					8,328,384.73	8,335,418.85	8,328,384.73	8,335,418.85	0.00	0.00	3,143,377.27	8,328,384.73	8,335,418.85
MB06 - MBIA TOLL RD OPERATIONS Total					8,328,384.73	8,335,418.85	8,328,384.73	8,335,418.85	0.00	0.00	3,143,377.27	8,328,384.73	8,335,418.85
744 - Mobility Project Bonds 2016													
State Pool													
MB16-MOBILITY BONDS 2016	AR-0045	State Pool	08/31/16	Open	22,120,881.16	22,139,564.36	22,120,881.16	22,139,564.36	0.00	0.00	30,000,000.00	22,120,881.16	22,139,564.36
State Pool Total					22,120,881.16	22,139,564.36	22,120,881.16	22,139,564.36	0.00	0.00	30,000,000.00	22,120,881.16	22,139,564.36
744 - Mobility Project Bonds 2016 Total					22,120,881.16	22,139,564.36	22,120,881.16	22,139,564.36	0.00	0.00	30,000,000.00	22,120,881.16	22,139,564.36
PROS - Prosperity Money Mkt. Accts.													
Money Market													
Prosperity-Money Market Accts.	AR-0009	Money Market	11/30/03	Open	145,946,566.20	128,399,446.75	145,946,566.20	128,399,446.75	0.00	0.00	12,505,577.66	145,946,566.20	128,399,446.75
Money Market Total					145,946,566.20	128,399,446.75	145,946,566.20	128,399,446.75	0.00	0.00	12,505,577.66	145,946,566.20	128,399,446.75
PROS - Prosperity Money Mkt. Accts. Total					145,946,566.20	128,399,446.75	145,946,566.20	128,399,446.75	0.00	0.00	12,505,577.66	145,946,566.20	128,399,446.75
802 - Sr Lien 2016													
State Pool													
MB17 - SR LIEN BOND 2016	AR-0046	State Pool	12/09/16	Open	33,073,200.10	28,098,923.26	33,073,200.10	28,098,923.26	0.00	0.00	35,000,000.00	33,073,200.10	28,098,923.26
State Pool Total					33,073,200.10	28,098,923.26	33,073,200.10	28,098,923.26	0.00	0.00	35,000,000.00	33,073,200.10	28,098,923.26
802 - Sr Lien 2016 Total					33,073,200.10	28,098,923.26	33,073,200.10	28,098,923.26	0.00	0.00	35,000,000.00	33,073,200.10	28,098,923.26
TT05 - TEXAS TERM DRAINAGE													
State Pool													
TT05-TX TERM Drainage	AR-0027	State Pool	11/01/08	Open	335.82	336.01	335.82	336.01	0.00	0.00	109,774.61	335.82	336.01
State Pool Total					335.82	336.01	335.82	336.01	0.00	0.00	109,774.61	335.82	336.01
TT05 - TEXAS TERM DRAINAGE Total					335.82	336.01	335.82	336.01	0.00	0.00	109,774.61	335.82	336.01
TT00 - TEXAS TERM GENERAL													
State Pool													
TT00-TX TERM General	AR-0022	State Pool	11/01/08	Open	1,015.26	1,015.83	1,015.26	1,015.83	0.00	0.00	10,006,437.87	1,015.26	1,015.83
State Pool Total					1,015.26	1,015.83	1,015.26	1,015.83	0.00	0.00	10,006,437.87	1,015.26	1,015.83
TT00 - TEXAS TERM GENERAL Total					1,015.26	1,015.83	1,015.26	1,015.83	0.00	0.00	10,006,437.87	1,015.26	1,015.83
TT04 - TEXAS TERM ROAD & BRIDGE													
State Pool													
TT04-TX TERM Road & Bridge	AR-0026	State Pool	11/01/08	Open	1,012.26	1,012.83	1,012.26	1,012.83	0.00	0.00	10,463.28	1,012.26	1,012.83
State Pool Total					1,012.26	1,012.83	1,012.26	1,012.83	0.00	0.00	10,463.28	1,012.26	1,012.83

Portfolio Position
Ft. Bend County
Effective Interest - Actual Life
Receipts in Period
03/01/17 - 03/31/17

CUSIP	Invest Number	Security Description	Purchase Date	Call Date	Par Value On 03/01/17	Par Value On 03/31/17	Market Val On 03/01/17	Market Val On 03/31/17	Purchase Cost	Sales Proceeds	Original Princ/Cost	Amor Value On 03/01/17	Amor Value On 03/31/17
TT04 - TEXAS TERM ROAD & BRIDGE Total					<u>1,012.26</u>	<u>1,012.83</u>	<u>1,012.26</u>	<u>1,012.83</u>	<u>0.00</u>	<u>0.00</u>	<u>10,463.28</u>	<u>1,012.26</u>	<u>1,012.83</u>
TT02 - TEXAS TERM TOLL OPERATIONS													
State Pool													
TT02-TX TERM Toll Rd. Operation	AR-0024	State Pool	11/01/08	Open	<u>1,014.10</u>	<u>1,014.67</u>	<u>1,014.10</u>	<u>1,014.67</u>	<u>0.00</u>	<u>0.00</u>	<u>0.00</u>	<u>1,014.10</u>	<u>1,014.67</u>
State Pool Total					<u>1,014.10</u>	<u>1,014.67</u>	<u>1,014.10</u>	<u>1,014.67</u>	<u>0.00</u>	<u>0.00</u>	<u>0.00</u>	<u>1,014.10</u>	<u>1,014.67</u>
TT02 - TEXAS TERM TOLL OPERATIONS Total					<u>1,014.10</u>	<u>1,014.67</u>	<u>1,014.10</u>	<u>1,014.67</u>	<u>0.00</u>	<u>0.00</u>	<u>0.00</u>	<u>1,014.10</u>	<u>1,014.67</u>
09 - Temporary Holding													
FFCB													
3133EGYX4	16-0004	FFCB 1.08 07/05/19	07/05/16	Open	<u>8,500,000.00</u>	<u>8,500,000.00</u>	<u>8,397,915.00</u>	<u>8,421,885.00</u>	<u>0.00</u>	<u>0.00</u>	<u>8,500,000.00</u>	<u>8,500,000.00</u>	<u>8,500,000.00</u>
FFCB Total					<u>8,500,000.00</u>	<u>8,500,000.00</u>	<u>8,397,915.00</u>	<u>8,421,885.00</u>	<u>0.00</u>	<u>0.00</u>	<u>8,500,000.00</u>	<u>8,500,000.00</u>	<u>8,500,000.00</u>
FHLMC													
3134G9G76	16-0003	FHLMC 0.80 06/29/18	06/30/16	Open	<u>14,500,000.00</u>	<u>14,500,000.00</u>	<u>14,413,435.00</u>	<u>14,414,160.00</u>	<u>0.00</u>	<u>0.00</u>	<u>14,500,000.00</u>	<u>14,500,000.00</u>	<u>14,500,000.00</u>
3134G9H42	16-0002	FHLMC 0.70 12/29/17	06/30/16	Open	<u>10,000,000.00</u>	<u>10,000,000.00</u>	<u>9,974,600.00</u>	<u>9,967,800.00</u>	<u>0.00</u>	<u>0.00</u>	<u>10,000,000.00</u>	<u>10,000,000.00</u>	<u>10,000,000.00</u>
3137EABA3	16-0001	FHLMC 0.75 04/09/18	06/29/16	Open	<u>6,000,000.00</u>	<u>6,000,000.00</u>	<u>5,982,660.00</u>	<u>5,976,300.00</u>	<u>0.00</u>	<u>0.00</u>	<u>6,007,505.28</u>	<u>6,004,683.54</u>	<u>6,004,332.13</u>
FHLMC Total					<u>30,500,000.00</u>	<u>30,500,000.00</u>	<u>30,370,695.00</u>	<u>30,358,260.00</u>	<u>0.00</u>	<u>0.00</u>	<u>30,507,505.28</u>	<u>30,504,683.54</u>	<u>30,504,332.13</u>
Money Market													
Prosperity-Money Market Accts.	AR-0009	Money Market	11/30/03	Open	<u>0.00</u>	<u>0.00</u>	<u>0.00</u>	<u>0.00</u>	<u>0.00</u>	<u>0.00</u>	<u>0.00</u>	<u>0.00</u>	<u>0.00</u>
Money Market Total					<u>0.00</u>	<u>0.00</u>	<u>0.00</u>	<u>0.00</u>	<u>0.00</u>	<u>0.00</u>	<u>0.00</u>	<u>0.00</u>	<u>0.00</u>
09 - Temporary Holding Total					<u>39,000,000.00</u>	<u>39,000,000.00</u>	<u>38,768,610.00</u>	<u>38,780,145.00</u>	<u>0.00</u>	<u>0.00</u>	<u>39,007,505.28</u>	<u>39,004,683.54</u>	<u>39,004,332.13</u>
Combined Port													
FFCB													
3133EGYX4	16-0004	FFCB 1.08 07/05/19	07/05/16	Open	<u>8,500,000.00</u>	<u>8,500,000.00</u>	<u>8,397,915.00</u>	<u>8,421,885.00</u>	<u>0.00</u>	<u>0.00</u>	<u>8,500,000.00</u>	<u>8,500,000.00</u>	<u>8,500,000.00</u>
FFCB Total					<u>8,500,000.00</u>	<u>8,500,000.00</u>	<u>8,397,915.00</u>	<u>8,421,885.00</u>	<u>0.00</u>	<u>0.00</u>	<u>8,500,000.00</u>	<u>8,500,000.00</u>	<u>8,500,000.00</u>
FHLMC													
3134G9G76	16-0003	FHLMC 0.80 06/29/18	06/30/16	Open	<u>14,500,000.00</u>	<u>14,500,000.00</u>	<u>14,413,435.00</u>	<u>14,414,160.00</u>	<u>0.00</u>	<u>0.00</u>	<u>14,500,000.00</u>	<u>14,500,000.00</u>	<u>14,500,000.00</u>
3134G9H42	16-0002	FHLMC 0.70 12/29/17	06/30/16	Open	<u>10,000,000.00</u>	<u>10,000,000.00</u>	<u>9,974,600.00</u>	<u>9,967,800.00</u>	<u>0.00</u>	<u>0.00</u>	<u>10,000,000.00</u>	<u>10,000,000.00</u>	<u>10,000,000.00</u>
3137EABA3	16-0001	FHLMC 0.75 04/09/18	06/29/16	Open	<u>6,000,000.00</u>	<u>6,000,000.00</u>	<u>5,982,660.00</u>	<u>5,976,300.00</u>	<u>0.00</u>	<u>0.00</u>	<u>6,007,505.28</u>	<u>6,004,683.54</u>	<u>6,004,332.13</u>
FHLMC Total					<u>30,500,000.00</u>	<u>30,500,000.00</u>	<u>30,370,695.00</u>	<u>30,358,260.00</u>	<u>0.00</u>	<u>0.00</u>	<u>30,507,505.28</u>	<u>30,504,683.54</u>	<u>30,504,332.13</u>
Money Market													
Prosperity-Money Market Accts.	AR-0009	Money Market	11/30/03	Open	<u>145,946,566.20</u>	<u>128,399,446.75</u>	<u>145,946,566.20</u>	<u>128,399,446.75</u>	<u>0.00</u>	<u>0.00</u>	<u>12,505,577.66</u>	<u>145,946,566.20</u>	<u>128,399,446.75</u>
Money Market Total					<u>145,946,566.20</u>	<u>128,399,446.75</u>	<u>145,946,566.20</u>	<u>128,399,446.75</u>	<u>0.00</u>	<u>0.00</u>	<u>12,505,577.66</u>	<u>145,946,566.20</u>	<u>128,399,446.75</u>
State Pool													
LOG1-Logic- General	AR-0028	State Pool	11/10/08	Open	<u>70,042,911.11</u>	<u>70,102,928.71</u>	<u>70,042,911.11</u>	<u>70,102,928.71</u>	<u>0.00</u>	<u>0.00</u>	<u>10,000,000.00</u>	<u>70,042,911.11</u>	<u>70,102,928.71</u>
LOG2-Logic-Toll Rd.Operations	AR-0029	State Pool	11/10/08	Open	<u>1,023.66</u>	<u>1,024.57</u>	<u>1,023.66</u>	<u>1,024.57</u>	<u>0.00</u>	<u>0.00</u>	<u>2,000,000.00</u>	<u>1,023.66</u>	<u>1,024.57</u>
LOG5-Logic-Drainage	AR-0032	State Pool	11/10/08	Open	<u>1,017.27</u>	<u>1,018.18</u>	<u>1,017.27</u>	<u>1,018.18</u>	<u>0.00</u>	<u>0.00</u>	<u>500,000.00</u>	<u>1,017.27</u>	<u>1,018.18</u>
LOG8-Logic-Road & Bridge	AR-0035	State Pool	11/10/08	Open	<u>1,017.69</u>	<u>1,018.60</u>	<u>1,017.69</u>	<u>1,018.60</u>	<u>0.00</u>	<u>0.00</u>	<u>1,000,000.00</u>	<u>1,017.69</u>	<u>1,018.60</u>
MB02-MBIA General	AR-0015	State Pool	11/01/08	Open	<u>75,362,552.24</u>	<u>55,419,543.42</u>	<u>75,362,552.24</u>	<u>55,419,543.42</u>	<u>0.00</u>	<u>0.00</u>	<u>17,374,917.83</u>	<u>75,362,552.24</u>	<u>55,419,543.42</u>
MB03-MBIA Road & Bridge	AR-0016	State Pool	11/01/08	Open	<u>16,001,361.84</u>	<u>16,014,876.51</u>	<u>16,001,361.84</u>	<u>16,014,876.51</u>	<u>0.00</u>	<u>0.00</u>	<u>2,856,438.24</u>	<u>16,001,361.84</u>	<u>16,014,876.51</u>
MB04-MBIA Drainage	AR-0017	State Pool	11/01/08	Open	<u>14,682,081.02</u>	<u>14,694,481.45</u>	<u>14,682,081.02</u>	<u>14,694,481.45</u>	<u>0.00</u>	<u>0.00</u>	<u>1,267,218.21</u>	<u>14,682,081.02</u>	<u>14,694,481.45</u>
MB06-MBIA Toll Rd. Operations	AR-0019	State Pool	11/01/08	Open	<u>8,328,384.73</u>	<u>8,335,418.85</u>	<u>8,328,384.73</u>	<u>8,335,418.85</u>	<u>0.00</u>	<u>0.00</u>	<u>3,143,377.27</u>	<u>8,328,384.73</u>	<u>8,335,418.85</u>
MB12-MBIA ESD 100 AGREEMENT	AR-0041	State Pool	08/31/16	Open	<u>3,916,980.25</u>	<u>3,920,288.49</u>	<u>3,916,980.25</u>	<u>3,920,288.49</u>	<u>0.00</u>	<u>0.00</u>	<u>3,900,000.00</u>	<u>3,916,980.25</u>	<u>3,920,288.49</u>
MB13-MBIA ASSISTANCE DIST #1	AR-0042	State Pool	08/31/16	Open	<u>12,044,923.51</u>	<u>12,055,096.60</u>	<u>12,044,923.51</u>	<u>12,055,096.60</u>	<u>0.00</u>	<u>0.00</u>	<u>10,000,000.00</u>	<u>12,044,923.51</u>	<u>12,055,096.60</u>
MB14-MBIA GR PARKWAY OPERATIONS	AR-0043	State Pool	08/31/16	Open	<u>12,539,776.94</u>	<u>4,547,704.10</u>	<u>12,539,776.94</u>	<u>4,547,704.10</u>	<u>0.00</u>	<u>0.00</u>	<u>8,500,000.00</u>	<u>12,539,776.94</u>	<u>4,547,704.10</u>
MB15-FACILITIES BONDS 2016	AR-0044	State Pool	08/31/16	Open	<u>30,130,617.61</u>	<u>30,156,065.82</u>	<u>30,130,617.61</u>	<u>30,156,065.82</u>	<u>0.00</u>	<u>0.00</u>	<u>30,000,000.00</u>	<u>30,130,617.61</u>	<u>30,156,065.82</u>
MB16-MOBILITY BONDS 2016	AR-0045	State Pool	08/31/16	Open	<u>22,120,881.16</u>	<u>22,139,564.36</u>	<u>22,120,881.16</u>	<u>22,139,564.36</u>	<u>0.00</u>	<u>0.00</u>	<u>30,000,000.00</u>	<u>22,120,881.16</u>	<u>22,139,564.36</u>
MB17 - SR LIEN BOND 2016	AR-0046	State Pool	12/09/16	Open	<u>33,073,200.10</u>	<u>28,098,923.26</u>	<u>33,073,200.10</u>	<u>28,098,923.26</u>	<u>0.00</u>	<u>0.00</u>	<u>35,000,000.00</u>	<u>33,073,200.10</u>	<u>28,098,923.26</u>
TT00-TX TERM General	AR-0022	State Pool	11/01/08	Open	<u>1,015.26</u>	<u>1,015.83</u>	<u>1,015.26</u>	<u>1,015.83</u>	<u>0.00</u>	<u>0.00</u>	<u>10,006,437.87</u>	<u>1,015.26</u>	<u>1,015.83</u>

Portfolio Position
Ft. Bend County
 Effective Interest - Actual Life
 Receipts in Period
 03/01/17 - 03/31/17

7

CUSIP	Invest Number	Security Description	Purchase Date	Call Date	Par Value On 03/01/17	Par Value On 03/31/17	Market Val On 03/01/17	Market Val On 03/31/17	Purchase Cost	Sales Proceeds	Original Princ/Cost	Amor Value On 03/01/17	Amor Value On 03/31/17
TT02-TX TERM Toll Rd. Operation	AR-0024	State Pool	11/01/08	Open	1,014.10	1,014.67	1,014.10	1,014.67	0.00	0.00	0.00	1,014.10	1,014.67
TT04-TX TERM Road & Bridge	AR-0026	State Pool	11/01/08	Open	1,012.26	1,012.83	1,012.26	1,012.83	0.00	0.00	10,463.28	1,012.26	1,012.83
TT05-TX TERM Drainage	AR-0027	State Pool	11/01/08	Open	<u>335.82</u>	<u>336.01</u>	<u>335.82</u>	<u>336.01</u>	0.00	0.00	<u>109,774.61</u>	<u>335.82</u>	<u>336.01</u>
State Pool Total					<u>298,250,106.57</u>	<u>265,491,332.26</u>	<u>298,250,106.57</u>	<u>265,491,332.26</u>	<u>0.00</u>	<u>0.00</u>	<u>165,668,627.31</u>	<u>298,250,106.57</u>	<u>265,491,332.26</u>
Combined Port Total					<u>483,196,672.77</u>	<u>432,890,779.01</u>	<u>482,965,282.77</u>	<u>432,670,924.01</u>	<u>0.00</u>	<u>0.00</u>	<u>217,181,710.25</u>	<u>483,201,356.31</u>	<u>432,895,111.14</u>

Earnings and Yields Summary

8

Ft. Bend County Effective Interest - Actual Life Receipts in Period 03/01/17 - 03/31/17

Security Description	03/01/17 03/07/17	03/08/17 03/14/17	03/15/17 03/21/17	03/22/17 03/28/17	03/29/17 03/31/17	03/01/17 03/31/17
Combined Port						
FFCB	1,785.00	1,785.00	1,785.00	1,785.00	765.00	7,905.00
FHLMC	4,409.67	4,409.67	4,409.67	4,409.67	1,259.91	18,898.59
Money Market	21,924.74	21,924.74	21,924.74	21,924.74	9,120.54	96,819.50
State Pool	<u>56,837.41</u>	<u>56,837.42</u>	<u>54,604.04</u>	<u>50,923.69</u>	<u>22,023.13</u>	<u>241,225.69</u>
Port Total	<u>84,956.82</u>	<u>84,956.83</u>	<u>82,723.45</u>	<u>79,043.10</u>	<u>33,168.58</u>	<u>364,848.78</u>
Combined Port						
FFCB	1.0800	1.0800	1.0800	1.0800	1.0800	1.0800
FHLMC	0.7434	0.7434	0.7434	0.7434	0.7434	0.7434
Money Market	0.7833	0.7833	0.7833	0.7833	0.7922	0.7841
State Pool	<u>0.9937</u>	<u>0.9937</u>	<u>0.9957</u>	<u>1.0011</u>	<u>1.0099</u>	<u>0.9971</u>
Port Total	<u>0.9157</u>	<u>0.9157</u>	<u>0.9149</u>	<u>0.9144</u>	<u>0.9285</u>	<u>0.9164</u>

Maturity Aging
Ft. Bend County
 Effective Interest - Actual Life
 Receipts in Period
 03/31/17

9

CUSIP	Invest Number	Security Description	Purchase Date	Days to Maturity	Yield Matur
0 - 30 Days					
LOG1-Logic- General	AR-0028	State Pool	11/10/08	1	1.0089
LOG2-Logic-Toll Rd.Operations	AR-0029	State Pool	11/10/08	1	1.0089
LOG5-Logic-Drainage	AR-0032	State Pool	11/10/08	1	1.0089
LOG8-Logic-Road & Bridge	AR-0035	State Pool	11/10/08	1	1.0089
MB02-MBIA General	AR-0015	State Pool	11/01/08	1	1.0000
MB03-MBIA Road & Bridge	AR-0016	State Pool	11/01/08	1	1.0000
MB04-MBIA Drainage	AR-0017	State Pool	11/01/08	1	1.0000
MB06-MBIA Toll Rd. Operations	AR-0019	State Pool	11/01/08	1	1.0000
MB12-MBIA ESD 100 AGREEMENT	AR-0041	State Pool	08/31/16	1	1.0000
MB13-MBIA ASSISTANCE DIST #1	AR-0042	State Pool	08/31/16	1	1.0000
MB14-MBIA GR PARKWAY OPERATIONS	AR-0043	State Pool	08/31/16	1	1.0000
MB15-FACILITIES BONDS 2016	AR-0044	State Pool	08/31/16	1	1.0000
MB16-MOBILITY BONDS 2016	AR-0045	State Pool	08/31/16	1	1.0000
MB17 - SR LIEN BOND 2016	AR-0046	State Pool	12/09/16	1	1.0000
Prosperity-Money Market Accts.	AR-0009	Money Market	11/30/03	1	0.8330
TT00-TX TERM General	AR-0022	State Pool	11/01/08	1	0.6600
TT02-TX TERM Toll Rd. Operation	AR-0024	State Pool	11/01/08	1	0.6600
TT04-TX TERM Road & Bridge	AR-0026	State Pool	11/01/08	1	0.6600
TT05-TX TERM Drainage	AR-0027	State Pool	11/01/08	<u>1</u>	<u>0.6600</u>
0 - 30 Days Total				<u>1</u>	<u>0.9472</u>
181 - 364 Days					
3134G9H42	16-0002	FHLMC 0.70 12/29/17	06/30/16	<u>269</u>	<u>0.7000</u>
181 - 364 Days Total				<u>269</u>	<u>0.7000</u>
1 - 4 Years					
3133EGJX4	16-0004	FFCB 1.08 07/05/19	07/05/16	826	1.0800
3134G9G76	16-0003	FHLMC 0.80 06/29/18	06/30/16	449	0.8000
3137EAEA3	16-0001	FHLMC 0.75 04/09/18	06/29/16	<u>369</u>	<u>0.6790</u>
1 - 4 Years Total				<u>543</u>	<u>0.8570</u>
Investment Total				<u>44</u>	<u>0.9353</u>

Activity Statement
Ft. Bend County
 Effective Interest - Actual Life
 Receipts in Period
 03/01/17 - 03/31/17

10

Purchase Date	Sale Date	CUSIP	Invest Number	Security Description	Amor Value On 03/01/17	Changes In Principal	Purchase Cost	Sales Proceeds	Purchased Interest	Int/Div Rec In the Perd	Amor Value On 03/31/17
FFCB											
07/05/16	Open	3133EGJX4	16-0004	FFCB 1.08 07/05/19	8,500,000.00	0.00	0.00	0.00	0.00	0.00	8,500,000.00
FFCB Total					<u>8,500,000.00</u>	<u>0.00</u>	<u>0.00</u>	<u>0.00</u>	<u>0.00</u>	<u>0.00</u>	<u>8,500,000.00</u>
FHLMC											
06/29/16	Open	3137EAEA3	16-0001	FHLMC 0.75 04/09/18	6,004,683.54	0.00	0.00	0.00	0.00	0.00	6,004,332.13
06/30/16	Open	3134G9H42	16-0002	FHLMC 0.70 12/29/17	10,000,000.00	0.00	0.00	0.00	0.00	0.00	10,000,000.00
06/30/16	Open	3134G9G76	16-0003	FHLMC 0.80 06/29/18	14,500,000.00	0.00	0.00	0.00	0.00	0.00	14,500,000.00
FHLMC Total					<u>30,504,683.54</u>	<u>0.00</u>	<u>0.00</u>	<u>0.00</u>	<u>0.00</u>	<u>0.00</u>	<u>30,504,332.13</u>
Money Market											
11/30/03	Open	Prosperity-Money Market Accts.	AR-0009	Money Market	145,946,566.20	-17,547,119.45	0.00	0.00	0.00	96,819.50	128,399,446.75
Money Market Total					<u>145,946,566.20</u>	<u>-17,547,119.45</u>	<u>0.00</u>	<u>0.00</u>	<u>0.00</u>	<u>96,819.50</u>	<u>128,399,446.75</u>
State Pool											
11/01/08	Open	MB02-MBIA General	AR-0015	State Pool	75,362,552.24	-19,943,008.82	0.00	0.00	0.00	56,991.18	55,419,543.42
11/01/08	Open	MB03-MBIA Road & Bridge	AR-0016	State Pool	16,001,361.84	13,514.67	0.00	0.00	0.00	13,514.67	16,014,876.51
11/01/08	Open	MB04-MBIA Drainage	AR-0017	State Pool	14,682,081.02	12,400.43	0.00	0.00	0.00	12,400.43	14,694,481.45
11/01/08	Open	MB06-MBIA Toll Rd. Operations	AR-0019	State Pool	8,328,384.73	7,034.12	0.00	0.00	0.00	7,034.12	8,335,418.85
11/01/08	Open	TT00-TX TERM General	AR-0022	State Pool	1,015.26	0.57	0.00	0.00	0.00	0.57	1,015.83
11/01/08	Open	TT02-TX TERM Toll Rd. Operation	AR-0024	State Pool	1,014.10	0.57	0.00	0.00	0.00	0.57	1,014.67
11/01/08	Open	TT04-TX TERM Road & Bridge	AR-0026	State Pool	1,012.26	0.57	0.00	0.00	0.00	0.57	1,012.83
11/01/08	Open	TT05-TX TERM Drainage	AR-0027	State Pool	335.82	0.19	0.00	0.00	0.00	0.19	336.01
11/10/08	Open	LOG1-Logic- General	AR-0028	State Pool	70,042,911.11	60,017.60	0.00	0.00	0.00	60,017.60	70,102,928.71
11/10/08	Open	LOG2-Logic-Toll Rd.Operations	AR-0029	State Pool	1,023.66	0.91	0.00	0.00	0.00	0.91	1,024.57
11/10/08	Open	LOG5-Logic-Drainage	AR-0032	State Pool	1,017.27	0.91	0.00	0.00	0.00	0.91	1,018.18
11/10/08	Open	LOG8-Logic-Road & Bridge	AR-0035	State Pool	1,017.69	0.91	0.00	0.00	0.00	0.91	1,018.60
08/31/16	Open	MB12-MBIA ESD 100 AGREEMENT	AR-0041	State Pool	3,916,980.25	3,308.24	0.00	0.00	0.00	3,308.24	3,920,288.49
08/31/16	Open	MB13-MBIA ASSISTANCE DIST #1	AR-0042	State Pool	12,044,923.51	10,173.09	0.00	0.00	0.00	10,173.09	12,055,096.60
08/31/16	Open	MB14-MBIA GR PARKWAY OPERATIONS	AR-0043	State Pool	12,539,776.94	-7,992,072.84	0.00	0.00	0.00	7,927.16	4,547,704.10
08/31/16	Open	MB15-FACILITIES BONDS 2016	AR-0044	State Pool	30,130,617.61	25,448.21	0.00	0.00	0.00	25,448.21	30,156,065.82
08/31/16	Open	MB16-MOBILITY BONDS 2016	AR-0045	State Pool	22,120,881.16	18,683.20	0.00	0.00	0.00	18,683.20	22,139,564.36
12/09/16	Open	MB17 - SR LIEN BOND 2016	AR-0046	State Pool	33,073,200.10	-4,974,276.84	0.00	0.00	0.00	25,723.16	28,098,923.26
State Pool Total					<u>298,250,106.57</u>	<u>-32,758,774.31</u>	<u>0.00</u>	<u>0.00</u>	<u>0.00</u>	<u>241,225.69</u>	<u>265,491,332.26</u>
Investment Total					<u>483,201,356.31</u>	<u>-50,305,893.76</u>	<u>0.00</u>	<u>0.00</u>	<u>0.00</u>	<u>338,045.19</u>	<u>432,895,111.14</u>

Interest Accrual
Ft. Bend County
Effective Interest - Actual Life
Receipts in Period
03/01/17 - 03/31/17

CUSIP	Invest Number	Security Description	Purchase Date	Sale Date	Yield Earned	Ending Par Val/Shares	Ending Amor Val/Cost	Purchased Interest	Int/Div Rec In the Perd	Int/Div Accrued In the Perd	PTD Purch Received	Int/Div Rec Purch/Date	Int/Div Accrued Purch/Date		
FFCB															
3133EGJX4	16-0004	FFCB 1.08 07/05/19	07/05/16	Open	1.0800	8,500,000.00	8,500,000.00	0.00	0.00	7,905.00	0.00	0.00	68,850.00		
FFCB Total					<u>1.0800</u>	<u>8,500,000.00</u>	<u>8,500,000.00</u>	<u>0.00</u>	<u>0.00</u>	<u>7,905.00</u>	<u>0.00</u>	<u>0.00</u>	<u>68,850.00</u>		
FHLMC															
3134G9H42	16-0002	FHLMC 0.70 12/29/17	06/30/16	Open	0.7000	10,000,000.00	10,000,000.00	0.00	0.00	5,833.33	0.00	0.00	52,694.44		
3137EAEA3	16-0001	FHLMC 0.75 04/09/18	06/29/16	Open	0.6790	6,000,000.00	6,004,332.13	0.00	0.00	3,750.00	0.00	0.00	34,000.00		
3134G9G76	16-0003	FHLMC 0.80 06/29/18	06/30/16	Open	0.8000	14,500,000.00	14,500,000.00	0.00	0.00	9,666.67	0.00	0.00	87,322.22		
FHLMC Total					<u>0.7434</u>	<u>30,500,000.00</u>	<u>30,504,332.13</u>	<u>0.00</u>	<u>0.00</u>	<u>19,250.00</u>	<u>0.00</u>	<u>0.00</u>	<u>174,016.66</u>		
Money Market															
Prosperity-Money Market Accts.			AR-0009	Money Market	11/30/03	Open	0.7841	128,399,446.75	128,399,446.75	0.00	96,819.50	0.00	0.00	25,501,053.19	0.00
Money Market Total					<u>0.7841</u>	<u>128,399,446.75</u>	<u>128,399,446.75</u>	<u>0.00</u>	<u>96,819.50</u>	<u>0.00</u>	<u>0.00</u>	<u>25,501,053.19</u>	<u>0.00</u>		
State Pool															
MB02-MBIA General	AR-0015	State Pool	11/01/08	Open	0.9923	55,419,543.42	55,419,543.42	0.00	56,991.18	0.00	0.00	148,893.79	0.00		
MB03-MBIA Road & Bridge	AR-0016	State Pool	11/01/08	Open	0.9944	16,014,876.51	16,014,876.51	0.00	13,514.67	0.00	0.00	55,615.66	0.00		
MB04-MBIA Drainage	AR-0017	State Pool	11/01/08	Open	0.9944	14,694,481.45	14,694,481.45	0.00	12,400.43	0.00	0.00	51,809.36	0.00		
MB06-MBIA Toll Rd. Operations	AR-0019	State Pool	11/01/08	Open	0.9944	8,335,418.85	8,335,418.85	0.00	7,034.12	0.00	0.00	51,355.65	0.00		
TT00-TX TERM General	AR-0022	State Pool	11/01/08	Open	0.6610	1,015.83	1,015.83	0.00	0.57	0.00	0.00	21,400.60	0.00		
TT02-TX TERM Toll Rd. Operation	AR-0024	State Pool	11/01/08	Open	0.6618	1,014.67	1,014.67	0.00	0.57	0.00	0.00	17,944.57	0.00		
TT04-TX TERM Road & Bridge	AR-0026	State Pool	11/01/08	Open	0.6630	1,012.83	1,012.83	0.00	0.57	0.00	0.00	8,220.11	0.00		
TT05-TX TERM Drainage	AR-0027	State Pool	11/01/08	Open	0.6661	336.01	336.01	0.00	0.19	0.00	0.00	5,015.28	0.00		
LOG1-Logic- General	AR-0028	State Pool	11/10/08	Open	1.0089	70,102,928.71	70,102,928.71	0.00	60,017.60	0.00	0.00	151,934.29	0.00		
LOG2-Logic-Toll Rd.Operations	AR-0029	State Pool	11/10/08	Open	1.0467	1,024.57	1,024.57	0.00	0.91	0.00	0.00	62,355.65	0.00		
LOG5-Logic-Drainage	AR-0032	State Pool	11/10/08	Open	1.0532	1,018.18	1,018.18	0.00	0.91	0.00	0.00	3,261.95	0.00		
LOG8-Logic-Road & Bridge	AR-0035	State Pool	11/10/08	Open	1.0528	1,018.60	1,018.60	0.00	0.91	0.00	0.00	6,506.12	0.00		
MB12-MBIA ESD 100 AGREEMENT	AR-0041	State Pool	08/31/16	Open	0.9944	3,920,288.49	3,920,288.49	0.00	3,308.24	0.00	0.00	20,288.49	0.00		
MB13-MBIA ASSISTANCE DIST #1	AR-0042	State Pool	08/31/16	Open	0.9944	12,055,096.60	12,055,096.60	0.00	10,173.09	0.00	0.00	55,096.60	0.00		
MB14-MBIA GR PARKWAY OPERATIONS	AR-0043	State Pool	08/31/16	Open	0.9884	4,547,704.10	4,547,704.10	0.00	7,927.16	0.00	0.00	47,698.62	0.00		
MB15-FACILITIES BONDS 2016	AR-0044	State Pool	08/31/16	Open	0.9944	30,156,065.82	30,156,065.82	0.00	25,448.21	0.00	0.00	156,046.49	0.00		
MB16-MOBILITY BONDS 2016	AR-0045	State Pool	08/31/16	Open	0.9944	22,139,564.36	22,139,564.36	0.00	18,683.20	0.00	0.00	139,564.36	0.00		
MB17 - SR LIEN BOND 2016	AR-0046	State Pool	12/09/16	Open	0.9932	28,098,923.26	28,098,923.26	0.00	25,723.16	0.00	0.00	98,923.26	0.00		
State Pool Total					<u>0.9971</u>	<u>265,491,332.26</u>	<u>265,491,332.26</u>	<u>0.00</u>	<u>241,225.69</u>	<u>0.00</u>	<u>0.00</u>	<u>1,101,930.85</u>	<u>0.00</u>		
Investment Total					<u>0.9164</u>	<u>432,890,779.01</u>	<u>432,895,111.14</u>	<u>0.00</u>	<u>338,045.19</u>	<u>27,155.00</u>	<u>0.00</u>	<u>26,602,984.04</u>	<u>242,866.66</u>		

Premium/Discount Amortization

Ft. Bend County

Effective Interest - Actual Life

Receipts in Period

03/01/17 - 03/31/17

12

CUSIP	Invest Number	Security Description	Purchase Date	Amortiz Date	Yield Earned	Beginning Par Val/Shares	Beginning Unamor Val/Cost	Premium Discount	Ending Par Val/Shares	Ending Amor Val/Cost	Unamor Prem/Dscnt	Amortization In the Perd	Amortization Purch/Date			
FFCB																
3133EGJX4	16-0004	FFCB 1.08 07/05/19	07/05/16	07/05/19	1.0800	8,500,000.00	8,500,000.00	0.00	8,500,000.00	8,500,000.00	0.00	0.00	0.00			
FFCB Total						<u>1.0800</u>	<u>8,500,000.00</u>	<u>8,500,000.00</u>	<u>0.00</u>	<u>8,500,000.00</u>	<u>8,500,000.00</u>	<u>0.00</u>	<u>0.00</u>			
FHLMC																
3134G9H42	16-0002	FHLMC 0.70 12/29/17	06/30/16	12/29/17	0.7000	10,000,000.00	10,000,000.00	0.00	10,000,000.00	10,000,000.00	0.00	0.00	0.00			
3137EAEA3	16-0001	FHLMC 0.75 04/09/18	06/29/16	04/09/18	0.6790	6,000,000.00	6,007,505.28	-7,505.28	6,000,000.00	6,004,332.13	-4,332.13	-351.41	-3,173.15			
3134G9G76	16-0003	FHLMC 0.80 06/29/18	06/30/16	06/29/18	0.8000	14,500,000.00	14,500,000.00	0.00	14,500,000.00	14,500,000.00	0.00	0.00	0.00			
FHLMC Total						<u>0.7434</u>	<u>30,500,000.00</u>	<u>30,507,505.28</u>	<u>-7,505.28</u>	<u>30,504,332.13</u>	<u>-4,332.13</u>	<u>-351.41</u>	<u>-3,173.15</u>			
Money Market																
Prosperity-Money Market Accts.			AR-0009	Money Market		11/30/03	Open	0.7841	145,946,566.20	145,946,566.20	0.00	128,399,446.75	128,399,446.75	0.00	0.00	0.00
Money Market Total								<u>0.7841</u>	<u>145,946,566.20</u>	<u>145,946,566.20</u>	<u>0.00</u>	<u>128,399,446.75</u>	<u>128,399,446.75</u>	<u>0.00</u>	<u>0.00</u>	<u>0.00</u>
State Pool																
MB02-MBIA General	AR-0015	State Pool	11/01/08	Open	0.9923	75,362,552.24	75,362,552.24	0.00	55,419,543.42	55,419,543.42	0.00	0.00	0.00			
MB03-MBIA Road & Bridge	AR-0016	State Pool	11/01/08	Open	0.9944	16,001,361.84	16,001,361.84	0.00	16,014,876.51	16,014,876.51	0.00	0.00	0.00			
MB04-MBIA Drainage	AR-0017	State Pool	11/01/08	Open	0.9944	14,682,081.02	14,682,081.02	0.00	14,694,481.45	14,694,481.45	0.00	0.00	0.00			
MB06-MBIA Toll Rd. Operations	AR-0019	State Pool	11/01/08	Open	0.9944	8,328,384.73	8,328,384.73	0.00	8,335,418.85	8,335,418.85	0.00	0.00	0.00			
TT00-TX TERM General	AR-0022	State Pool	11/01/08	Open	0.6610	1,015.26	1,015.26	0.00	1,015.83	1,015.83	0.00	0.00	0.00			
TT02-TX TERM Toll Rd. Operation	AR-0024	State Pool	11/01/08	Open	0.6618	1,014.10	1,014.10	0.00	1,014.67	1,014.67	0.00	0.00	0.00			
TT04-TX TERM Road & Bridge	AR-0026	State Pool	11/01/08	Open	0.6630	1,012.26	1,012.26	0.00	1,012.83	1,012.83	0.00	0.00	0.00			
TT05-TX TERM Drainage	AR-0027	State Pool	11/01/08	Open	0.6661	335.82	335.82	0.00	336.01	336.01	0.00	0.00	0.00			
LOG1-Logic- General	AR-0028	State Pool	11/10/08	Open	1.0089	70,042,911.11	70,042,911.11	0.00	70,102,928.71	70,102,928.71	0.00	0.00	0.00			
LOG2-Logic-Toll Rd.Operations	AR-0029	State Pool	11/10/08	Open	1.0467	1,023.66	1,023.66	0.00	1,024.57	1,024.57	0.00	0.00	0.00			
LOG5-Logic-Drainage	AR-0032	State Pool	11/10/08	Open	1.0532	1,017.27	1,017.27	0.00	1,018.18	1,018.18	0.00	0.00	0.00			
LOG8-Logic-Road & Bridge	AR-0035	State Pool	11/10/08	Open	1.0528	1,017.69	1,017.69	0.00	1,018.60	1,018.60	0.00	0.00	0.00			
MB12-MBIA ESD 100 AGREEMENT	AR-0041	State Pool	08/31/16	Open	0.9944	3,916,980.25	3,916,980.25	0.00	3,920,288.49	3,920,288.49	0.00	0.00	0.00			
MB13-MBIA ASSISTANCE DIST #1	AR-0042	State Pool	08/31/16	Open	0.9944	12,044,923.51	12,044,923.51	0.00	12,055,096.60	12,055,096.60	0.00	0.00	0.00			
MB14-MBIA GR PARKWAY OPERATIONS	AR-0043	State Pool	08/31/16	Open	0.9884	12,539,776.94	12,539,776.94	0.00	4,547,704.10	4,547,704.10	0.00	0.00	0.00			
MB15-FACILITIES BONDS 2016	AR-0044	State Pool	08/31/16	Open	0.9944	30,130,617.61	30,130,617.61	0.00	30,156,065.82	30,156,065.82	0.00	0.00	0.00			
MB16-MOBILITY BONDS 2016	AR-0045	State Pool	08/31/16	Open	0.9944	22,120,881.16	22,120,881.16	0.00	22,139,564.36	22,139,564.36	0.00	0.00	0.00			
MB17 - SR LIEN BOND 2016	AR-0046	State Pool	12/09/16	Open	0.9932	33,073,200.10	33,073,200.10	0.00	28,098,923.26	28,098,923.26	0.00	0.00	0.00			
State Pool Total						<u>0.9971</u>	<u>298,250,106.57</u>	<u>298,250,106.57</u>	<u>0.00</u>	<u>265,491,332.26</u>	<u>265,491,332.26</u>	<u>0.00</u>	<u>0.00</u>			
Investment Total						<u>0.9164</u>	<u>483,196,672.77</u>	<u>483,204,178.05</u>	<u>-7,505.28</u>	<u>432,890,779.01</u>	<u>432,895,111.14</u>	<u>-4,332.13</u>	<u>-351.41</u>			

Open Investments

Ft. Bend County

Effective Interest - Actual Life

Receipts in Period

03/31/17

13

CUSIP	Invest Number	Security Description	Invest Class	Purchase Date	Call Date	Purchase Institut	SafeKeep Institut	Issuing Institut	Yield Matur	Yield Call	Original Unit Cost	Original Par Val/Shares	Original Princ/Cost	Orig Prem Discount	Ending Unit Price	Ending Par Val/Shares	Ending Amor Val/Cost	Unamor Prem/Dscnt
FFCB																		
3133BGTX4	16-0004	FFCB 1.08 07/05/19		07/05/16	Open	700	100	None	1.0800	1.0800	1.000000	8,500,000.00	8,500,000.00	0.00	1.000000	8,500,000.00	8,500,000.00	0.00
FFCB Total									<u>1.0800</u>	<u>1.0800</u>	<u>1.000000</u>	<u>8,500,000.00</u>	<u>8,500,000.00</u>	<u>0.00</u>	<u>1.000000</u>	<u>8,500,000.00</u>	<u>8,500,000.00</u>	<u>0.00</u>
FHLMC																		
3134G9H42	16-0002	FHLMC 0.70 12/29/17		06/30/16	Open	700	100	None	0.7000	0.7000	1.000000	10,000,000.00	10,000,000.00	0.00	1.000000	10,000,000.00	10,000,000.00	0.00
3137EAEA3	16-0001	FHLMC 0.75 04/09/18		06/29/16	Open	700	100	None	0.6790	0.6790	1.001251	6,000,000.00	6,007,505.28	-7,505.28	1.000722	6,000,000.00	6,004,332.13	-4,332.13
3134G9G76	16-0003	FHLMC 0.80 06/29/18		06/30/16	Open	1200	100	None	0.8000	0.8000	1.000000	14,500,000.00	14,500,000.00	0.00	1.000000	14,500,000.00	14,500,000.00	0.00
FHLMC Total									<u>0.7434</u>	<u>0.7434</u>	<u>1.000246</u>	<u>30,500,000.00</u>	<u>30,507,505.28</u>	<u>-7,505.28</u>	<u>1.000142</u>	<u>30,500,000.00</u>	<u>30,504,332.13</u>	<u>-4,332.13</u>
Money Market																		
Prosperity-Money Market Accts.	AR-0009	Money Market		11/30/03	Open	100	100	100	0.8330	0.8330	1.000000	12,505,577.66	12,505,577.66	0.00	1.000000	128,399,446.75	128,399,446.75	0.00
Money Market Total									<u>0.8330</u>	<u>0.8330</u>	<u>1.000000</u>	<u>12,505,577.66</u>	<u>12,505,577.66</u>	<u>0.00</u>	<u>1.000000</u>	<u>128,399,446.75</u>	<u>128,399,446.75</u>	<u>0.00</u>
State Pool																		
MB02-MBIA General	AR-0015	State Pool		11/01/08	Open	2000	2000	2000	1.0000	1.0000	1.000000	17,374,917.83	17,374,917.83	0.00	1.000000	55,419,543.42	55,419,543.42	0.00
MB03-MBIA Road & Bridge	AR-0016	State Pool		11/01/08	Open	2000	2000	2000	1.0000	1.0000	1.000000	2,856,438.24	2,856,438.24	0.00	1.000000	16,014,876.51	16,014,876.51	0.00
MB04-MBIA Drainage	AR-0017	State Pool		11/01/08	Open	2000	2000	2000	1.0000	1.0000	1.000000	1,267,218.21	1,267,218.21	0.00	1.000000	14,694,481.45	14,694,481.45	0.00
MB06-MBIA Toll Rd. Operations	AR-0019	State Pool		11/01/08	Open	2000	2000	2000	1.0000	1.0000	1.000000	3,143,377.27	3,143,377.27	0.00	1.000000	8,335,418.85	8,335,418.85	0.00
TT00-TX TERM General	AR-0022	State Pool		11/01/08	Open	2005	2005	2005	0.6600	0.6600	1.000000	10,006,437.87	10,006,437.87	0.00	1.000000	1,015.83	1,015.83	0.00
TT02-TX TERM Toll Rd. Operation	AR-0024	State Pool		11/01/08	Open	2005	2005	2005	0.6600	0.6600	0.000000	0.00	0.00	0.00	1.000000	1,014.67	1,014.67	0.00
TT04-TX TERM Road & Bridge	AR-0026	State Pool		11/01/08	Open	2005	2005	2005	0.6600	0.6600	1.000000	10,463.28	10,463.28	0.00	1.000000	1,012.83	1,012.83	0.00
TT05-TX TERM Drainage	AR-0027	State Pool		11/01/08	Open	2005	2005	2005	0.6600	0.6600	1.000000	109,774.61	109,774.61	0.00	1.000000	336.01	336.01	0.00
LOG1-Logic- General	AR-0028	State Pool		11/10/08	Open	200	200	200	1.0089	1.0089	1.000000	10,000,000.00	10,000,000.00	0.00	1.000000	70,102,928.71	70,102,928.71	0.00
LOG2-Logic-Toll Rd.Operations	AR-0029	State Pool		11/10/08	Open	200	200	200	1.0089	1.0089	1.000000	2,000,000.00	2,000,000.00	0.00	1.000000	1,024.57	1,024.57	0.00
LOG5-Logic-Drainage	AR-0032	State Pool		11/10/08	Open	200	200	200	1.0089	1.0089	1.000000	500,000.00	500,000.00	0.00	1.000000	1,018.18	1,018.18	0.00
LOG8-Logic-Road & Bridge	AR-0035	State Pool		11/10/08	Open	200	200	200	1.0089	1.0089	1.000000	1,000,000.00	1,000,000.00	0.00	1.000000	1,018.60	1,018.60	0.00
MB12-MBIA ESD 100 AGREEMENT	AR-0041	State Pool		08/31/16	Open	2000	2000	2000	1.0000	1.0000	1.000000	3,900,000.00	3,900,000.00	0.00	1.000000	3,920,288.49	3,920,288.49	0.00
MB13-MBIA ASSISTANCE DIST #1	AR-0042	State Pool		08/31/16	Open	2000	2000	2000	1.0000	1.0000	1.000000	10,000,000.00	10,000,000.00	0.00	1.000000	12,055,096.60	12,055,096.60	0.00
MB14-MBIA GR PARKWAY OPERATIONS	AR-0043	State Pool		08/31/16	Open	2000	2000	2000	1.0000	1.0000	1.000000	8,500,000.00	8,500,000.00	0.00	1.000000	4,547,704.10	4,547,704.10	0.00
MB15-FACILITIES BONDS 2016	AR-0044	State Pool		08/31/16	Open	2000	2000	2000	1.0000	1.0000	1.000000	30,000,000.00	30,000,000.00	0.00	1.000000	30,156,065.82	30,156,065.82	0.00
MB16-MOBILITY BONDS 2016	AR-0045	State Pool		08/31/16	Open	2000	2000	2000	1.0000	1.0000	1.000000	30,000,000.00	30,000,000.00	0.00	1.000000	22,139,564.36	22,139,564.36	0.00
MB17 - SR LIEN BOND 2016	AR-0046	State Pool		12/09/16	Open	2000	2000	2000	1.0000	1.0000	1.000000	35,000,000.00	35,000,000.00	0.00	1.000000	28,098,923.26	28,098,923.26	0.00
State Pool Total									<u>1.0023</u>	<u>1.0023</u>	<u>1.000000</u>	<u>165,668,627.31</u>	<u>165,668,627.31</u>	<u>0.00</u>	<u>1.000000</u>	<u>265,491,332.26</u>	<u>265,491,332.26</u>	<u>0.00</u>
Investment Total									<u>0.9353</u>	<u>0.9353</u>	<u>1.000035</u>	<u>217,174,204.97</u>	<u>217,181,710.25</u>	<u>-7,505.28</u>	<u>1.000010</u>	<u>432,890,779.01</u>	<u>432,895,111.14</u>	<u>-4,332.13</u>

Open Investments Ft. Bend County

Effective Interest - Actual Life
Receipts in Period
03/31/17

By Security

Open Investments \$432,895,111



FBC INVESTMENT TRAILING 12 MONTHS

Open Investments		FARMERS MAC DN	FFCB	FHLB	FHLMC	FNMA	FNMA DISCOUNT NOTE	State Pool	Prosperity Money Market	Prosperity - Invst. Acct.
\$ 377,990,775	3/31/2016	\$ -	\$ -	\$ -	\$ -	\$ -	\$ -	\$ 686,246	\$ 377,304,529	\$ -
\$ 352,468,828	4/30/2016	\$ -	\$ -	\$ -	\$ -	\$ -	\$ -	\$ 686,566	\$ 351,782,262	\$ -
\$ 326,876,601	5/31/2016	\$ -	\$ -	\$ -	\$ -	\$ -	\$ -	\$ 686,910	\$ 326,189,691	\$ -
\$ 423,775,100	6/30/2016	\$ -	\$ -	\$ -	\$ 30,507,482	\$ -	\$ -	\$ 687,266	\$ 392,580,351	\$ -
\$ 405,130,013	7/31/2016	\$ -	\$ 8,500,000	\$ -	\$ 30,507,135	\$ -	\$ -	\$ 687,638	\$ 365,435,240	\$ -
\$ 381,778,053	8/31/2016	\$ -	\$ 8,500,000	\$ -	\$ 30,506,787	\$ -	\$ -	\$ 106,090,584	\$ 236,680,683	\$ -
\$ 355,512,703	9/30/2016	\$ -	\$ 8,500,000	\$ -	\$ 30,506,440	\$ -	\$ -	\$ 106,157,420	\$ 210,348,843	\$ -
\$ 329,384,202	10/31/2016	\$ -	\$ 8,500,000	\$ -	\$ 30,506,440	\$ -	\$ -	\$ 106,231,840	\$ 184,144,857	\$ -
\$ 304,497,868	11/30/2016	\$ -	\$ 8,500,000	\$ -	\$ 30,505,738	\$ -	\$ -	\$ 106,304,648	\$ 159,187,483	\$ -
\$ 325,572,163	12/31/2016	\$ -	\$ 8,500,000	\$ -	\$ 30,505,386	\$ -	\$ -	\$ 137,401,990	\$ 149,164,787	\$ -
\$ 457,937,770	1/31/2017	\$ -	\$ 8,500,000	\$ -	\$ 30,505,035	\$ -	\$ -	\$ 195,548,001	\$ 223,384,734	\$ -
\$ 483,201,357	2/28/2017	\$ -	\$ 8,500,000	\$ -	\$ 30,504,684	\$ -	\$ -	\$ 298,250,107	\$ 145,946,566	\$ -
\$ 432,895,111	3/31/2017	\$ -	\$ 8,500,000	\$ -	\$ 30,504,332	\$ -	\$ -	\$ 265,491,332	\$ 128,399,447	\$ -

Wendt, Sandra

From: Laura Turner (111) <Laura.Turner@prosperitybankusa.com>
Sent: Thursday, March 02, 2017 12:20 PM
To: Brogdon, Jennifer; Segura, Maria; Elster, Melissa; Schultz, Patsy; Wendt, Sandra
Subject: March Interest Rate

In accordance to the Depository bid, the variable interest rate for the month of March will reflect the change in the 91 day T-bill rate. The 91 day T-bill investment rate is 0.543%. Rate paid will be 0.833% (0.543% + .29) on the General Fund and all other accounts.

Thank you!

Laura Turner 

Assistant Vice President

Lending Assistant

Prosperity Bank

Sugar Land Banking Center

14060 Southwest Freeway

Sugar Land, TX 77478

Phone: 281-269-7200

Direct: 281-269-7254

Fax: 281-269-7108

Email: laura.turner@prosperitybankusa.com

NYSE: PB

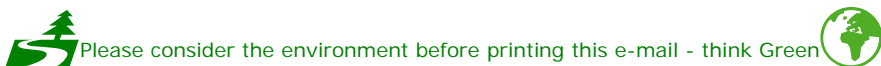
Handy information should the need arise.....

281-242-4762 Fastline

1.866.985.2273 To Activate & Pin your Debit Card

1.800.684.2132 Report your card Lost/Stolen ATM/Debit Card

1.800.531.1401 Customer Service Center Mon-->Fri. 7am-7pm & Sat. 9am-5pm (can also assist with debit card issues).



This transmission may contain information that is privileged, confidential and or exempt from disclosure under applicable law. If you are not the intended recipient, you are hereby notified that any disclosure, copying, distribution or use of the information contained herein (including any reliance thereon) is STRICTLY



Daily Rates

March 2017

TXCLASS

Average Monthly Yield: 1.00%

Date	Dividend Rate	Annual Yield
01-Mar-17	0.000026593	0.97%
02-Mar-17	0.000026766	0.98%
03-Mar-17	0.000026680	0.98%
04-Mar-17	0.000026680	0.98%
05-Mar-17	0.000026680	0.98%
06-Mar-17	0.000026748	0.98%
07-Mar-17	0.000026739	0.98%
08-Mar-17	0.000026845	0.98%
09-Mar-17	0.000026860	0.98%
10-Mar-17	0.000026896	0.98%
11-Mar-17	0.000026896	0.98%
12-Mar-17	0.000026896	0.98%
13-Mar-17	0.000026957	0.99%
14-Mar-17	0.000027002	0.99%
15-Mar-17	0.000027045	0.99%
16-Mar-17	0.000027135	0.99%
17-Mar-17	0.000027303	1.00%
18-Mar-17	0.000027303	1.00%
19-Mar-17	0.000027303	1.00%
20-Mar-17	0.000027421	1.00%
21-Mar-17	0.000027532	1.01%
22-Mar-17	0.000027610	1.01%
23-Mar-17	0.000027639	1.01%
24-Mar-17	0.000027668	1.01%
25-Mar-17	0.000027668	1.01%
26-Mar-17	0.000027668	1.01%
27-Mar-17	0.000027844	1.02%
28-Mar-17	0.000027859	1.02%
29-Mar-17	0.000028008	1.03%
30-Mar-17	0.000028000	1.02%
31-Mar-17	0.000028020	1.03%

Current Rates:

As of March 31, 2017

Current Yield¹	<u>0.73%</u>
One-Day Yield¹	<u>0.73%</u>
Allocation Factor¹	<u>0.000019860</u>

Historical Rates

Monthly Distribution Yields²

	<u>2008</u>	<u>2009</u>	<u>2010</u>	<u>2011</u>	<u>2012</u>	<u>2013</u>	<u>2014</u>	<u>2015</u>	<u>2016</u>	<u>2017</u>
January	4.27%	1.14%	0.17%	0.14%	0.08%	0.12%	0.04%	0.07%	0.35%	0.58%
February	3.57%	0.83%	0.17%	0.17%	0.10%	0.10%	0.04%	0.08%	0.39%	0.59%
March	2.98%	0.74%	0.18%	0.14%	0.10%	0.10%	0.04%	0.09%	0.41%	0.66%
April	2.51%	0.63%	0.19%	0.10%	0.10%	0.08%	0.04%	0.09%	0.42%	
May	2.36%	0.55%	0.19%	0.09%	0.12%	0.08%	0.04%	0.09%	0.43%	
June	2.26%	0.50%	0.21%	0.09%	0.13%	0.05%	0.04%	0.09%	0.44%	
July	2.29%	0.42%	0.23%	0.06%	0.13%	0.05%	0.05%	0.10%	0.45%	
August	2.39%	0.41%	0.24%	0.08%	0.13%	0.05%	0.06%	0.11%	0.47%	
September	2.38%	0.37%	0.21%	0.07%	0.13%	0.05%	0.06%	0.13%	0.50%	
October	2.65%	0.27%	0.19%	0.07%	0.13%	0.04%	0.06%	0.15%	0.47%	
November	2.13%	0.26%	0.17%	0.08%	0.13%	0.04%	0.06%	0.15%	0.45%	
December	1.79%	0.23%	0.15%	0.11%	0.13%	0.04%	0.07%	0.23%	0.50%	

**Call Toll-Free
1-866-TEX-TERM**

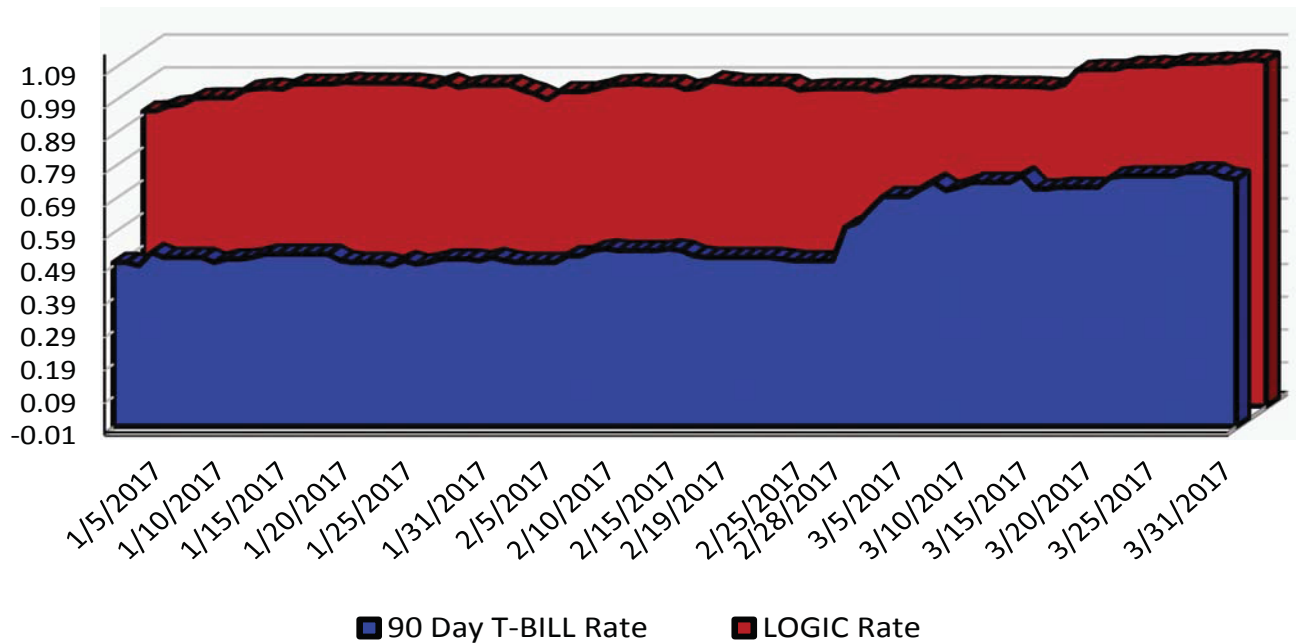
Past performance is not indicative of future results and yields may vary.

(1) The current yield, which is also known as the current annualized yield or current seven-day yield, represents the net change, exclusive of capital changes and income other than investment income, in the value of a hypothetical account with a balance of one share (normally \$1.00 per share) over a seven-day base period expressed as a percentage of the value of one share at the beginning of the seven-day period. This resulting net change in account value is then annualized by multiplying it by 365 and dividing the result by 7. The yields shown may reflect fee waivers by service providers that subsidize and reduce the total operating expenses of the TexasDAAILY portfolio. Portfolio yields would be lower if there were no such waivers. The allocation factor represents the daily net income dividend declared by the TexasDAAILY portfolio divided by the portfolio's daily net assets. The one-day yield represents the allocation factor of the TexasDAAILY portfolio divided by the daily net asset value per share (normally \$1.00) multiplied by 365. Unlike the current yield—which excludes capital changes and income other than investment income—the allocation factor and one-day yield are inclusive of capital changes and any income other than investment income.

(2) The monthly distribution yield represents the sum of a month's one-day allocation factors divided by the number of days in that month, and multiplied by 365. The yields shown may reflect fee waivers by service providers that subsidize and reduce the total operating expenses of the TexasDAAILY portfolio. Portfolio yields would be lower if there were no such waivers.

*This information is for institutional investor use only, not for further distribution to retail investors, and does not represent an offer to sell or a solicitation of an offer to buy or sell any fund or other security. Investors should consider the Pool's investment objectives, risks, charges and expenses before investing. This and other information about the Pool is available in the Pool's Information Statement, which should be read carefully before investing. A copy of the Pool's Information Statement may be obtained by calling 1-866-839-8376 or is available on the Pool's website at www.texasterm.net. While TexasDAAILY seeks to maintain a stable net asset value of \$1.00 per share and TexasTERM seeks to achieve a net asset value of \$1.00 per share at its stated maturity, it is possible to lose money investing in the Pool. An investment in the Pool is not insured or guaranteed by the Federal Deposit Insurance Corporation or any other government agency. Shares of the Pool are distributed by **PFM Fund Distributors, Inc.**, member Financial Industry Regulatory Authority (FINRA) (www.finra.org) and Securities Investor Protection Corporation (SIPC) (www.sipc.org). PFM Fund Distributors, Inc. is a wholly owned subsidiary of PFM Asset Management LLC.*

LOGIC versus 90-Day Treasury Bill



This material is for information purposes only. This information does not represent an offer to buy or sell a security. The above rate information is obtained from sources that are believed to be reliable; however, its accuracy or completeness may be subject to change. The LOGIC management fee may be waived in full or in part at the discretion of the LOGIC co-administrators and the LOGIC rate for the period shown reflects waiver of fees. This table represents historical investment performance/return to the customer, net of fees, and is not an indication of future performance. An investment in the security is not insured or guaranteed by the Federal Deposit Insurance Corporation or any other government agency. Although the issuer seeks to preserve the value of an investment at \$1.00 per share, it is possible to lose money by investing in the security. Information about these and other program details are in the fund's Information Statement which should be read carefully before investing. The yield on the 90-Day Treasury Bill ("T-Bill Yield") is shown for comparative purposes only. When comparing the investment returns of the LOGIC pool to the T-Bill Yield, you should know that the LOGIC pool consist of allocations of specific diversified securities as detailed in the respective Information Statements. The T-Bill Yield is taken from Bloomberg Finance L.P. and represents the daily closing yield on the then current 90-day T-Bill.

Daily Summary for March 2017

Date	Mny Mkt Fund Equiv. [SEC Std.]	Daily Allocation Factor	LOGIC Invested Balance	Market Value Per Share	WAM Days (1)*	WAM Days (2)*
3/1/2017	0.9651%	0.000026442	\$6,907,045,181.68	1.000284	38	77
3/2/2017	0.9771%	0.000026769	\$6,904,840,629.53	1.000280	39	79
3/3/2017	0.9781%	0.000026796	\$6,903,868,215.97	1.000253	40	77
3/4/2017	0.9781%	0.000026796	\$6,903,868,215.97	1.000253	40	77
3/5/2017	0.9781%	0.000026796	\$6,903,868,215.97	1.000253	40	77
3/6/2017	0.9743%	0.000026693	\$6,874,399,292.96	1.000305	41	79
3/7/2017	0.9748%	0.000026706	\$6,855,707,817.33	1.000315	40	79
3/8/2017	0.9781%	0.000026797	\$6,862,332,455.78	1.000304	40	79
3/9/2017	0.9770%	0.000026768	\$6,849,462,081.29	1.000322	40	78
3/10/2017	0.9753%	0.000026720	\$6,832,650,990.09	1.000266	38	76
3/11/2017	0.9753%	0.000026720	\$6,832,650,990.09	1.000266	38	76
3/12/2017	0.9753%	0.000026720	\$6,832,650,990.09	1.000266	38	76
3/13/2017	0.9733%	0.000026665	\$6,847,768,607.13	1.000308	37	77
3/14/2017	0.9700%	0.000026576	\$6,850,802,455.50	1.000310	36	76
3/15/2017	0.9802%	0.000026854	\$6,819,835,445.41	1.000307	36	76
3/16/2017	1.0235%	0.000028040	\$6,834,340,357.69	1.000289	36	76
3/17/2017	1.0264%	0.000028120	\$6,830,366,535.85	1.000205	35	73
3/18/2017	1.0264%	0.000028120	\$6,830,366,535.85	1.000205	35	73
3/19/2017	1.0264%	0.000028120	\$6,830,366,535.85	1.000205	35	73
3/20/2017	1.0366%	0.000028401	\$6,834,581,896.11	1.000227	35	73
3/21/2017	1.0355%	0.000028371	\$6,833,670,991.48	1.000223	34	73
3/22/2017	1.0385%	0.000028451	\$6,824,376,908.84	1.000225	33	72
3/23/2017	1.0358%	0.000028378	\$6,868,408,826.12	1.000208	33	71
3/24/2017	1.0454%	0.000028642	\$6,821,417,970.07	1.000175	31	69
3/25/2017	1.0454%	0.000028642	\$6,821,417,970.07	1.000175	31	69
3/26/2017	1.0454%	0.000028642	\$6,821,417,970.07	1.000175	31	69
3/27/2017	1.0491%	0.000028742	\$6,820,252,059.99	1.000195	31	67
3/28/2017	1.0478%	0.000028707	\$6,832,503,584.89	1.000191	30	68
3/29/2017	1.0551%	0.000028908	\$6,786,839,858.93	1.000193	30	67
3/30/2017	1.0555%	0.000028918	\$6,782,282,967.03	1.000185	29	65
3/31/2017	1.0530%	0.000028850	\$6,727,258,315.21	1.000151	29	64
Average	1.0089%	0.000027641	\$6,841,342,608.67		35	74

Prosperity Bank
Money Market Accounts
March 31, 2017

FUND	DESCRIPTION	BEGINNING BALANCE	DEPOSITS	WITH- DRAWALS	INTEREST	ENDING BALANCE
100	General Operating	41,689,350.65	44,028,407.41	46,125,214.32	27,536.03	39,620,079.77
150	Juvenile Operations	11,462,894.95	2,327,488.49	3,178,409.47	7,802.66	10,619,776.63
155	Road & Bridge	2,079,833.09	1,984,306.11	2,720,960.44	1,297.18	1,344,475.94
160	Drainage District	1,880,768.16	203,694.92	931,927.18	1,061.44	1,153,597.34
165	Lateral Road	806,825.92	-	-	570.81	807,396.73
170	Statue Restoration	4,325.83	-	-	3.06	4,328.89
175	City Water Assistance	25,390.95	243.00	166.64	18.00	25,485.31
185	Entex Contributions	4.40	-	-	-	4.40
190	H L & P Assistance	63,676.07	-	1,021.67	44.72	62,699.12
195	County Law Library	1,175,464.22	31,099.12	23,869.87	836.29	1,183,529.76
200	Law Enforcement Academy	493,753.46	230.00	13,703.10	343.70	480,624.06
360	Law Enforcement Training	201,205.81	-	21,670.29	128.12	179,663.64
215	Library Donations	119,641.48	21,269.25	2,128.75	90.04	138,872.02
225	FBC Asset Forfeiture-Task-State	1,261,841.07	7.00	14,093.31	888.45	1,248,643.21
235	Probate Court Training	94,018.53	-	-	1,536.95	95,555.48
245	Alert Program-Juvenile	51,499.67	-	-	201.50	51,701.17
255	D A Asset Forfeiture-Fed.	51.96	-	-	0.04	52.00
265	Gus George Memorial	4,714.69	-	-	3.34	4,718.03
275	D A Special Fund Run	17,963.90	-	-	12.71	17,976.61
280	Co.Atty.Supplemental Salary	206,262.67	-	4,809.35	144.44	201,597.76
290	VIT Interest (Tax Coll)	9,727.89	2,877.91	-	8.46	12,614.26
300	FBC Elections	892,820.17	8,057.00	7,527.29	632.99	893,982.87
305	FBC Asset Forfeiture-Task-Fed.	7,416.04	5,600.00	2,046.73	7.17	10,976.48
310	Sheriff Ofc/Forfeiture-Assets-St.	290,824.13	54,616.63	1,789.20	227.81	343,879.37
315	Sheriff Ofc/Forfeiture-Assets-Fed.	308,601.16	3,140.40	7,765.00	217.60	304,194.16
320	Constable Pct. 2 F/A	2,346.11	-	-	1.66	2,347.77
335	DA Asset Forfeiture-State	187,564.12	-	4,886.70	130.57	182,807.99
810	Toll Road Operations	28,340,571.64	2,680,502.59	19,739,152.01	15,893.90	11,297,816.12
390	Child Protective Service IV-E	74,619.30	6,229.23	42,620.38	43.97	38,272.12
402	Hope 3 Program Sales	5,495.29	-	-	3.89	5,499.18
410	Child Support IVD Reimb.	252,366.54	4,662.26	7,827.75	179.28	249,380.33
415	Local Law Enf.Block Grant	59,468.37	-	10,446.65	36.59	49,058.31

Prosperity Bank
Money Market Accounts
March 31, 2017

440	Supervision	2,303,454.66	1,068,511.18	503,443.68	1,979.96	2,870,502.12
205	Surface Water Supply Corp.	7,818.20	-	-	5.53	7,823.73
TREA	Treasurer's Account	4,346,708.91	8,704,182.67	9,523,012.13	428.27	3,528,307.72
INVE	FBC Investment Account	-	-	-	-	-
850M	Boon-Chapman Medical	2,088,173.47	2,000,308.19	2,153,463.01	1,139.04	1,936,157.69
850D	Boon-Chapman Dental	741,709.76	400,481.82	177,114.35	536.76	965,613.99
882	Boon-Chapman 125	87,014.90	56,220.53	77,384.09	58.41	65,909.75
884	Fee Officer's Account	731,890.67	2,235,026.62	1,602,590.58	-	1,364,326.71
912	JP Credit Card Processing	141,927.97	364,418.60	364,504.20	65.24	141,907.61
908	EMS Credit Card Processing	16,281.19	24,133.33	19,254.59	9.59	21,169.52
600/605	Debt Service Account	14,595,860.01	920,008.64	-	10,730.02	15,526,598.67
GAS	FBC Fuel Account (Susser)	5.34	317,252.46	317,257.80	7.24	7.24
332	Fire Marshal St. Ass't. Forfeiture	659.33	-	-	0.47	659.80
JE04	JP #4 E-Filing	1,404.41	4,105.50	4,808.41	0.72	702.22
DACC	D A Credit Card Processing	1,259.93	5,534.17	4,081.54	1.36	2,713.92
PTCC	Public Transportation Credit Cards	543.87	1,565.84	1,807.83	0.32	302.20
CSCC	CSCD Credit Card	95,381.39	123,524.04	121,429.15	45.37	97,521.65
LBCC	Library Credit Card	4,394.50	12,272.23	10,355.56	2.61	6,313.78
JUCC	Juvenile Credit Card	2,286.49	4,333.26	4,950.21	0.90	1,670.44
815	Grand Pkwy Toll Road Ops	1,023,913.01	10,341,549.39	8,748,430.39	1,728.04	2,618,760.05
145	Emergency Svc Dist 100	217,747.05	-	91,080.00	106.24	126,773.29
130	Assistant Dist Number 1	2,658,858.42	326,208.28	1,500.00	2,044.08	2,985,610.78
131	Assistant Dist Number 2	1,744,301.60	91,935.24	187,610.00	1,258.36	1,649,885.20
133	Assistant Dist Number 4	578,218.67	15,053.73	425.00	416.41	593,263.81
134	Assistant Dist Number 5	125,492.73	3,471.31	425.00	90.30	128,629.34
800S	Sr. Lien Toll Rd Rev Bonds 2012	-	-	-	-	-
805	Grand Pkwy Toll RD Rev Bond	5,103,181.66	-	302,458.51	3,596.59	4,804,319.74
206	Industrial Development Corp	131,485.02	-	6,982.13	91.43	124,594.32
135	Assistant Dist Number 6	1,840,340.74	88,393.31	4,799.25	1,344.58	1,925,279.38
CCCS	Non Fee Officer CC Clearing Acct	113,161.13	47,364.50	86,476.48	65.55	74,114.70
801	Sr. Lien Toll Rd Rev Bonds 2014	2,718,440.13	-	737,729.23	1,653.19	1,982,364.09
802	Sr. Lien Toll Rd Rev Bonds 2016	1,885,955.40	5,000,000.00	276,278.98	3,050.18	6,612,726.60
JPMT	Juror Payments	20,011.01	22,798.00	22,809.01	9.26	20,009.26

Prosperity Bank
Money Market Accounts
March 31, 2017

	Engineering Permitting E-Check	4,882.44	1,050.00	2,752.44	2.76	3,182.76
208	East FBC Development	-	-	-	-	-
742	Facilities Bonds 2016	3,920,923.21	-	1,414,832.04	2,257.21	2,508,348.38
744	Mobility Bonds 2016	2,861,235.28	12,204.71	1,566,196.13	1,529.78	1,308,773.64
748	Mobility Bonds 2017	3,760,335.46	-	-	2,660.36	3,762,995.82
JE11	JP 1-1 E-Filing	-	-	-	-	-
JE12	JP 1-2 E-Filing	-	-	-	-	-
JE02	JP 2 E-Filing	-	-	-	-	-
JE03	JP 3 E-Filing	-	-	-	-	-
	Total	145,946,566.20	83,554,338.87	101,198,277.82	96,819.50	128,399,446.75