

Investment Report


Ft. Bend County

12/01/20 - 12/31/20

This report summarizes the investment position of Ft. Bend County for the period 12/01/20 to 12/31/20.

	11/30/20	12/31/20
Book Value	413,872,707.31	486,249,610.47
Market Value	413,872,707.31	486,249,610.47
Par Value	413,872,707.31	486,249,610.47
Change in Market Value		0.00
Weighted Average Maturity (in Days)	0	0
Weighted Average Yield-to-Maturity of Portfolio	0.2083%	0.1458%
Yield-to-Maturity of 90 Day T-Bill	0.0880%	0.0750%
Accrued Interest		0.00

This report is presented in accordance with the Texas Government Code Title 10 Section 2256.023. The below signed hereby certify that, to the best of their knowledge on the date this report was created, Ft. Bend County is in compliance with the provisions of Government Code 2256 and with the stated policies and strategies of Ft. Bend County.



Director of Finance & Investments

3-1-2021

Date



County Treasurer

3-1-2021

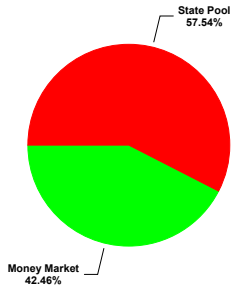
Date

Investment Report

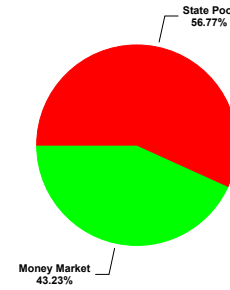
Ft. Bend County

12/01/20 - 12/31/20

Portfolio Composition - 11/30/20



Portfolio Composition - 12/31/20




Maturity Aging - 11/30/20 vs 12/31/20



■ Previous Period ■ Current Period

Portfolio Performance - 12/01/20 to 12/31/20



■ Portfolio ■ 90 Day T-Bill

GASB 31 Compliance Ft. Bend County

Effective Interest - Actual Life
Receipts in Period
12/01/20 - 12/31/20

CUSIP	Invest Number	Security Description	Purchase Date	Sale Date	Valuation Method	Yield Earned	Price Source	Beginning Unit Price	Par Value On 12/01/20	Reported Value 12/01/20	Purchase Cost	Sales Proceeds	Ending Unit Price	Par Value On 12/31/20	Price Source 12/31/20	Reported Value 12/31/20	Change in Fair Value	Interest	Net Investment Income
Prosperity-Money Market Accts.	AR-0009	Money Market	11/30/03	Open	Fair Value	0.2086	Manual	1.000000	175,743,293.05	175,743,293.05	0.00	-34,451,195.47	1.000000	210,194,488.52	Manual	210,194,488.52	0.00	31,053.53	31,053.53
MB02-MBIA General	AR-0015	State Pool	11/01/08	Open	Fair Value	0.1400	Manual	1.000000	25,975,728.74	25,975,728.74	0.00	-2,850.82	1.000000	25,978,579.56	Manual	25,978,579.56	0.00	2,850.82	2,850.82
MB03-MBIA Road & Bridge	AR-0016	State Pool	11/01/08	Open	Fair Value	0.1398	Manual	1.000000	3,572,985.24	3,572,985.24	0.00	-422.97	1.000000	3,573,408.21	Manual	3,573,408.21	0.00	422.97	422.97
MB04-MBIA Drainage	AR-0017	State Pool	11/01/08	Open	Fair Value	0.1398	Manual	1.000000	1,288,663.43	1,288,663.43	0.00	-152.56	1.000000	1,288,815.99	Manual	1,288,815.99	0.00	152.56	152.56
MB06-MBIA Toll Rd. Operations	AR-0019	State Pool	11/01/08	Open	Fair Value	0.1400	Manual	1.000000	43,961,673.78	43,961,673.78	0.00	-10,005,325.89	1.000000	53,966,999.67	Manual	53,966,999.67	0.00	5,325.89	5,325.89
TT00-TX TERM General	AR-0022	State Pool	11/01/08	Open	Fair Value	0.0882	Manual	1.000000	1,071.45	1,071.45	0.00	-0.08	1.000000	1,071.53	Manual	1,071.53	0.00	0.08	0.08
TT02-TX TERM Toll Rd. Operation	AR-0024	State Pool	11/01/08	Open	Fair Value	0.0883	Manual	1.000000	1,070.23	1,070.23	0.00	-0.08	1.000000	1,070.31	Manual	1,070.31	0.00	0.08	0.08
TT04-TX TERM Road & Bridge	AR-0026	State Pool	11/01/08	Open	Fair Value	0.0884	Manual	1.000000	1,068.28	1,068.28	0.00	-0.08	1.000000	1,068.36	Manual	1,068.36	0.00	0.08	0.08
TT05-TX TERM Drainage	AR-0027	State Pool	11/01/08	Open	Fair Value	0.0999	Manual	1.000000	354.40	354.40	0.00	-0.03	1.000000	354.43	Manual	354.43	0.00	0.03	0.03
LOG1-Logic- General	AR-0028	State Pool	11/10/08	Open	Fair Value	0.1508	Manual	1.000000	742,584.36	742,584.36	0.00	-94.83	1.000000	742,679.19	Manual	742,679.19	0.00	94.83	94.83
LOG2-Logic-Toll Rd.Operations	AR-0029	State Pool	11/10/08	Open	Fair Value	0.1508	Manual	1.000000	35,104,385.81	35,104,385.81	0.00	-4,483.09	1.000000	35,108,868.90	Manual	35,108,868.90	0.00	4,483.09	4,483.09
LOG5-Logic-Drainage	AR-0032	State Pool	11/10/08	Open	Fair Value	0.1508	Manual	1.000000	522,011.25	522,011.25	0.00	-66.67	1.000000	522,077.92	Manual	522,077.92	0.00	66.67	66.67
LOG8-Logic-Road & Bridge	AR-0035	State Pool	11/10/08	Open	Fair Value	0.1508	Manual	1.000000	2,522,101.90	2,522,101.90	0.00	-322.09	1.000000	2,522,423.99	Manual	2,522,423.99	0.00	322.09	322.09
MB12-MBIA ESD 100 AGREEMENT	AR-0041	State Pool	08/31/16	Open	Fair Value	0.1398	Manual	1.000000	1,989,242.66	1,989,242.66	0.00	-235.50	1.000000	1,989,478.16	Manual	1,989,478.16	0.00	235.50	235.50
MB14-MBIA GR PARKWAY OPERATIONS	AR-0043	State Pool	08/31/16	Open	Fair Value	0.1401	Manual	1.000000	24,892,013.49	24,892,013.49	0.00	-10,003,068.37	1.000000	34,895,081.86	Manual	34,895,081.86	0.00	3,068.37	3,068.37
MB17 - SR LIEN BOND 2016	AR-0046	State Pool	12/09/16	Open	Fair Value	0.1398	Manual	1.000000	8,015,790.38	8,015,790.38	0.00	-948.91	1.000000	8,016,739.29	Manual	8,016,739.29	0.00	948.91	948.91
LO10-LOGIC-COUNTY'S CARE ACT	AR-0047	State Pool	05/12/20	Open	Fair Value	0.1508	Manual	1.000000	47,134,807.49	47,134,807.49	0.00	-6,019.49	1.000000	47,140,826.98	Manual	47,140,826.98	0.00	6,019.49	6,019.49
MB18-MBIA COUNTY'S CARES ACT	AR-0048	State Pool	05/12/20	Open	Fair Value	0.1364	Manual	1.000000	19,101,492.50	19,101,492.50	0.00	19,101,492.50	0.000000	0.00	Manual	0.00	0.00	426.96	426.96
MB19-MBIA FBC ASSIST. DIST. #2	AR-0049	State Pool	05/13/20	Open	Fair Value	0.1398	Manual	1.000000	2,504,934.55	2,504,934.55	0.00	-296.56	1.000000	2,505,231.11	Manual	2,505,231.11	0.00	296.56	296.56
MB20- MBIA FBC ASSIST. DIST. #4	AR-0050	State Pool	05/13/20	Open	Fair Value	0.1398	Manual	1.000000	1,252,467.24	1,252,467.24	0.00	-148.28	1.000000	1,252,615.52	Manual	1,252,615.52	0.00	148.28	148.28
MB21-MBIA FBC ASSIST. DIST. #6	AR-0051	State Pool	05/13/20	Open	Fair Value	0.1398	Manual	1.000000	2,003,947.66	2,003,947.66	0.00	-237.23	1.000000	2,004,184.89	Manual	2,004,184.89	0.00	237.23	237.23
MB22-MBIA FBC ASSIST. DIST. #9	AR-0052	State Pool	05/13/20	Open	Fair Value	0.0000	Manual	0.000000	0.00	0.00	0.00	0.00	0.000000	0.00	Manual	0.00	0.00	0.00	0.00
MB23-MBIA JUVENILE	AR-0053	State Pool	05/13/20	Open	Fair Value	0.1416	Manual	1.000000	2,511,412.36	2,511,412.36	0.00	-7,000,382.44	1.000000	9,511,794.80	Manual	9,511,794.80	0.00	382.44	382.44
MB24-MBIA DEBT SERVICE	AR-0054	State Pool	05/13/20	Open	Fair Value	0.1484	Manual	0.000000	0.00	0.00	0.00	-10,000,121.67	1.000000	10,000,121.67	Manual	10,000,121.67	0.00	121.67	121.67
MB25-MBIA DRAINAGE DEBT SERVICE	AR-0055	State Pool	05/13/20	Open	Fair Value	0.1398	Manual	1.000000	1,001,973.77	1,001,973.77	0.00	-118.61	1.000000	1,002,092.38	Manual	1,002,092.38	0.00	118.61	118.61
MB26-FACILITIES BOND 2018	AR-0056	State Pool	05/13/20	Open	Fair Value	0.1398	Manual	1.000000	14,027,633.29	14,027,633.29	0.00	-1,660.60	1.000000	14,029,293.89	Manual	14,029,293.89	0.00	1,660.60	1,660.60
MB27-MBIA TX HERITAGE PARKWAY	AR-0057	State Pool	05/13/20	Open	Fair Value	<u>0.1484</u>	Manual	<u>0.000000</u>	<u>0.00</u>	<u>0.00</u>	<u>0.00</u>	<u>-20,000,243.34</u>	<u>1.000000</u>	<u>20,000,243.34</u>	Manual	<u>20,000,243.34</u>	<u>0.00</u>	<u>243.34</u>	<u>243.34</u>
Investment Total						<u>0.1723</u>		<u>1.000000</u>	<u>413,872,707.31</u>	<u>413,872,707.31</u>	<u>0.00</u>	<u>-72,376,903.16</u>	<u>1.000000</u>	<u>486,249,610.47</u>		<u>486,249,610.47</u>	<u>0.00</u>	<u>58,680.68</u>	<u>58,680.68</u>

Portfolio Position

Ft. Bend County

Effective Interest - Actual Life
Receipts in Period
12/01/20 - 12/31/20

CUSIP	Invest Number	Security Description	Purchase Date	Call Date	Par Value On 12/01/20	Par Value On 12/31/20	Market Val On 12/01/20	Market Val On 12/31/20	Purchase Cost	Sales Proceeds	Original Princ/Cost	Amor Value On 12/01/20	Amor Value On 12/31/20
145 - ESD 100 Agreement													
State Pool													
MB12-MBIA ESD 100 AGREEMENT	AR-0041	State Pool	08/31/16	Open	<u>1,989,242.66</u>	<u>1,989,478.16</u>	<u>1,989,242.66</u>	<u>1,989,478.16</u>	<u>0.00</u>	<u>0.00</u>	<u>3,900,000.00</u>	<u>1,989,242.66</u>	<u>1,989,478.16</u>
State Pool Total					<u>1,989,242.66</u>	<u>1,989,478.16</u>	<u>1,989,242.66</u>	<u>1,989,478.16</u>	<u>0.00</u>	<u>0.00</u>	<u>3,900,000.00</u>	<u>1,989,242.66</u>	<u>1,989,478.16</u>
145 - ESD 100 Agreement Total					<u>1,989,242.66</u>	<u>1,989,478.16</u>	<u>1,989,242.66</u>	<u>1,989,478.16</u>	<u>0.00</u>	<u>0.00</u>	<u>3,900,000.00</u>	<u>1,989,242.66</u>	<u>1,989,478.16</u>
810 - FBC Toll Road Operations													
State Pool													
TT02-TX TERM Toll Rd. Operation	AR-0024	State Pool	11/01/08	Open	<u>0.00</u>	<u>0.00</u>	<u>0.00</u>	<u>0.00</u>	<u>0.00</u>	<u>0.00</u>	<u>0.00</u>	<u>0.00</u>	<u>0.00</u>
State Pool Total					<u>0.00</u>	<u>0.00</u>	<u>0.00</u>	<u>0.00</u>	<u>0.00</u>	<u>0.00</u>	<u>0.00</u>	<u>0.00</u>	<u>0.00</u>
810 - FBC Toll Road Operations Total					<u>0.00</u>	<u>0.00</u>	<u>0.00</u>	<u>0.00</u>	<u>0.00</u>	<u>0.00</u>	<u>0.00</u>	<u>0.00</u>	<u>0.00</u>
815 - Grand Parkway Operations													
State Pool													
MB14-MBIA GR PARKWAY OPERATIONS	AR-0043	State Pool	08/31/16	Open	<u>24,892,013.49</u>	<u>34,895,081.86</u>	<u>24,892,013.49</u>	<u>34,895,081.86</u>	<u>0.00</u>	<u>0.00</u>	<u>8,500,000.00</u>	<u>24,892,013.49</u>	<u>34,895,081.86</u>
State Pool Total					<u>24,892,013.49</u>	<u>34,895,081.86</u>	<u>24,892,013.49</u>	<u>34,895,081.86</u>	<u>0.00</u>	<u>0.00</u>	<u>8,500,000.00</u>	<u>24,892,013.49</u>	<u>34,895,081.86</u>
815 - Grand Parkway Operations Total					<u>24,892,013.49</u>	<u>34,895,081.86</u>	<u>24,892,013.49</u>	<u>34,895,081.86</u>	<u>0.00</u>	<u>0.00</u>	<u>8,500,000.00</u>	<u>24,892,013.49</u>	<u>34,895,081.86</u>
LO10 - LOGIC COUNTYS CARES ACT													
State Pool													
LO10-LOGIC-COUNTY'S CARE ACT	AR-0047	State Pool	05/12/20	Open	<u>47,134,807.49</u>	<u>47,140,826.98</u>	<u>47,134,807.49</u>	<u>47,140,826.98</u>	<u>0.00</u>	<u>0.00</u>	<u>67,000,000.00</u>	<u>47,134,807.49</u>	<u>47,140,826.98</u>
State Pool Total					<u>47,134,807.49</u>	<u>47,140,826.98</u>	<u>47,134,807.49</u>	<u>47,140,826.98</u>	<u>0.00</u>	<u>0.00</u>	<u>67,000,000.00</u>	<u>47,134,807.49</u>	<u>47,140,826.98</u>
LO10 - LOGIC COUNTYS CARES ACT Total					<u>47,134,807.49</u>	<u>47,140,826.98</u>	<u>47,134,807.49</u>	<u>47,140,826.98</u>	<u>0.00</u>	<u>0.00</u>	<u>67,000,000.00</u>	<u>47,134,807.49</u>	<u>47,140,826.98</u>
LOG5 - LOGIC DRAINAGE													
State Pool													
LOG5-Logic-Drainage	AR-0032	State Pool	11/10/08	Open	<u>522,011.25</u>	<u>522,077.92</u>	<u>522,011.25</u>	<u>522,077.92</u>	<u>0.00</u>	<u>0.00</u>	<u>500,000.00</u>	<u>522,011.25</u>	<u>522,077.92</u>
State Pool Total					<u>522,011.25</u>	<u>522,077.92</u>	<u>522,011.25</u>	<u>522,077.92</u>	<u>0.00</u>	<u>0.00</u>	<u>500,000.00</u>	<u>522,011.25</u>	<u>522,077.92</u>
LOG5 - LOGIC DRAINAGE Total					<u>522,011.25</u>	<u>522,077.92</u>	<u>522,011.25</u>	<u>522,077.92</u>	<u>0.00</u>	<u>0.00</u>	<u>500,000.00</u>	<u>522,011.25</u>	<u>522,077.92</u>
LOG1 - LOGIC GENERAL													
State Pool													
LOG1-Logic- General	AR-0028	State Pool	11/10/08	Open	<u>742,584.36</u>	<u>742,679.19</u>	<u>742,584.36</u>	<u>742,679.19</u>	<u>0.00</u>	<u>0.00</u>	<u>10,000,000.00</u>	<u>742,584.36</u>	<u>742,679.19</u>
State Pool Total					<u>742,584.36</u>	<u>742,679.19</u>	<u>742,584.36</u>	<u>742,679.19</u>	<u>0.00</u>	<u>0.00</u>	<u>10,000,000.00</u>	<u>742,584.36</u>	<u>742,679.19</u>
LOG1 - LOGIC GENERAL Total					<u>742,584.36</u>	<u>742,679.19</u>	<u>742,584.36</u>	<u>742,679.19</u>	<u>0.00</u>	<u>0.00</u>	<u>10,000,000.00</u>	<u>742,584.36</u>	<u>742,679.19</u>
LOG8 - LOGIC ROAD & BRIDGE													
State Pool													
LOG8-Logic-Road & Bridge	AR-0035	State Pool	11/10/08	Open	<u>2,522,101.90</u>	<u>2,522,423.99</u>	<u>2,522,101.90</u>	<u>2,522,423.99</u>	<u>0.00</u>	<u>0.00</u>	<u>1,000,000.00</u>	<u>2,522,101.90</u>	<u>2,522,423.99</u>
State Pool Total					<u>2,522,101.90</u>	<u>2,522,423.99</u>	<u>2,522,101.90</u>	<u>2,522,423.99</u>	<u>0.00</u>	<u>0.00</u>	<u>1,000,000.00</u>	<u>2,522,101.90</u>	<u>2,522,423.99</u>
LOG8 - LOGIC ROAD & BRIDGE Total					<u>2,522,101.90</u>	<u>2,522,423.99</u>	<u>2,522,101.90</u>	<u>2,522,423.99</u>	<u>0.00</u>	<u>0.00</u>	<u>1,000,000.00</u>	<u>2,522,101.90</u>	<u>2,522,423.99</u>
LOG2 - LOGIC TOLL OPERATIONS													
State Pool													
LOG2-Logic-Toll Rd. Operations	AR-0029	State Pool	11/10/08	Open	<u>35,104,385.81</u>	<u>35,108,868.90</u>	<u>35,104,385.81</u>	<u>35,108,868.90</u>	<u>0.00</u>	<u>0.00</u>	<u>2,000,000.00</u>	<u>35,104,385.81</u>	<u>35,108,868.90</u>
State Pool Total					<u>35,104,385.81</u>	<u>35,108,868.90</u>	<u>35,104,385.81</u>	<u>35,108,868.90</u>	<u>0.00</u>	<u>0.00</u>	<u>2,000,000.00</u>	<u>35,104,385.81</u>	<u>35,108,868.90</u>
LOG2 - LOGIC TOLL OPERATIONS Total					<u>35,104,385.81</u>	<u>35,108,868.90</u>	<u>35,104,385.81</u>	<u>35,108,868.90</u>	<u>0.00</u>	<u>0.00</u>	<u>2,000,000.00</u>	<u>35,104,385.81</u>	<u>35,108,868.90</u>
MB21 - MBIA ASSIST DIST #6													
State Pool													
MB21-MBIA FBC ASSIST. DIST. #6	AR-0051	State Pool	05/13/20	Open	<u>2,003,947.66</u>	<u>2,004,184.89</u>	<u>2,003,947.66</u>	<u>2,004,184.89</u>	<u>0.00</u>	<u>0.00</u>	<u>2,000,000.00</u>	<u>2,003,947.66</u>	<u>2,004,184.89</u>
State Pool Total					<u>2,003,947.66</u>	<u>2,004,184.89</u>	<u>2,003,947.66</u>	<u>2,004,184.89</u>	<u>0.00</u>	<u>0.00</u>	<u>2,000,000.00</u>	<u>2,003,947.66</u>	<u>2,004,184.89</u>
MB21 - MBIA ASSIST DIST #6 Total					<u>2,003,947.66</u>	<u>2,004,184.89</u>	<u>2,003,947.66</u>	<u>2,004,184.89</u>	<u>0.00</u>	<u>0.00</u>	<u>2,000,000.00</u>	<u>2,003,947.66</u>	<u>2,004,184.89</u>
MB22 - MBIA ASSIST DIST #9													
State Pool													
MB22-MBIA FBC ASSIST. DIST. #9	AR-0052	State Pool	05/13/20	Open	<u>0.00</u>	<u>0.00</u>	<u>0.00</u>	<u>0.00</u>	<u>0.00</u>	<u>0.00</u>	<u>1,000,000.00</u>	<u>0.00</u>	<u>0.00</u>
State Pool Total					<u>0.00</u>	<u>0.00</u>	<u>0.00</u>	<u>0.00</u>	<u>0.00</u>	<u>0.00</u>	<u>1,000,000.00</u>	<u>0.00</u>	<u>0.00</u>

Portfolio Position

Ft. Bend County

Effective Interest - Actual Life
Receipts in Period
12/01/20 - 12/31/20

CUSIP	Invest Number	Security Description	Purchase Date	Call Date	Par Value On 12/01/20	Par Value On 12/31/20	Market Val On 12/01/20	Market Val On 12/31/20	Purchase Cost	Sales Proceeds	Original Princ/Cost	Amor Value On 12/01/20	Amor Value On 12/31/20
MB22 - MBIA ASSIST DIST #9 Total					<u>0.00</u>	<u>0.00</u>	<u>0.00</u>	<u>0.00</u>	<u>0.00</u>	<u>0.00</u>	<u>1,000,000.00</u>	<u>0.00</u>	<u>0.00</u>
MB18 - MBIA COUNTYS CARES ACT State Pool													
MB18-MBIA COUNTY'S CARES ACT	AR-0048	State Pool	05/12/20	Open	19,101,492.50	0.00	19,101,492.50	0.00	0.00	0.00	67,000,000.00	19,101,492.50	0.00
State Pool Total					<u>19,101,492.50</u>	<u>0.00</u>	<u>19,101,492.50</u>	<u>0.00</u>	<u>0.00</u>	<u>0.00</u>	<u>67,000,000.00</u>	<u>19,101,492.50</u>	<u>0.00</u>
MB18 - MBIA COUNTYS CARES ACT Total					<u>19,101,492.50</u>	<u>0.00</u>	<u>19,101,492.50</u>	<u>0.00</u>	<u>0.00</u>	<u>0.00</u>	<u>67,000,000.00</u>	<u>19,101,492.50</u>	<u>0.00</u>
MB24 - MBIA DEBT SERVICE State Pool													
MB24-MBIA DEBT SERVICE	AR-0054	State Pool	05/13/20	Open	0.00	10,000,121.67	0.00	10,000,121.67	0.00	0.00	21,000,000.00	0.00	10,000,121.67
State Pool Total					<u>0.00</u>	<u>10,000,121.67</u>	<u>0.00</u>	<u>10,000,121.67</u>	<u>0.00</u>	<u>0.00</u>	<u>21,000,000.00</u>	<u>0.00</u>	<u>10,000,121.67</u>
MB24 - MBIA DEBT SERVICE Total					<u>0.00</u>	<u>10,000,121.67</u>	<u>0.00</u>	<u>10,000,121.67</u>	<u>0.00</u>	<u>0.00</u>	<u>21,000,000.00</u>	<u>0.00</u>	<u>10,000,121.67</u>
MB04 - MBIA DRAINAGE State Pool													
MB04-MBIA Drainage	AR-0017	State Pool	11/01/08	Open	1,288,663.43	1,288,815.99	1,288,663.43	1,288,815.99	0.00	0.00	1,267,218.21	1,288,663.43	1,288,815.99
State Pool Total					<u>1,288,663.43</u>	<u>1,288,815.99</u>	<u>1,288,663.43</u>	<u>1,288,815.99</u>	<u>0.00</u>	<u>0.00</u>	<u>1,267,218.21</u>	<u>1,288,663.43</u>	<u>1,288,815.99</u>
MB04 - MBIA DRAINAGE Total					<u>1,288,663.43</u>	<u>1,288,815.99</u>	<u>1,288,663.43</u>	<u>1,288,815.99</u>	<u>0.00</u>	<u>0.00</u>	<u>1,267,218.21</u>	<u>1,288,663.43</u>	<u>1,288,815.99</u>
MB25 - MBIA DRAINAGE DEBT SERVICE State Pool													
MB25-MBIA DRAINAGE DEBT SERVICE	AR-0055	State Pool	05/13/20	Open	1,001,973.77	1,002,092.38	1,001,973.77	1,002,092.38	0.00	0.00	1,000,000.00	1,001,973.77	1,002,092.38
State Pool Total					<u>1,001,973.77</u>	<u>1,002,092.38</u>	<u>1,001,973.77</u>	<u>1,002,092.38</u>	<u>0.00</u>	<u>0.00</u>	<u>1,000,000.00</u>	<u>1,001,973.77</u>	<u>1,002,092.38</u>
MB25 - MBIA DRAINAGE DEBT SERVICE Total					<u>1,001,973.77</u>	<u>1,002,092.38</u>	<u>1,001,973.77</u>	<u>1,002,092.38</u>	<u>0.00</u>	<u>0.00</u>	<u>1,000,000.00</u>	<u>1,001,973.77</u>	<u>1,002,092.38</u>
MB26 - MBIA FACILITIES BOND 2018 State Pool													
MB26-FACILITIES BOND 2018	AR-0056	State Pool	05/13/20	Open	14,027,633.29	14,029,293.89	14,027,633.29	14,029,293.89	0.00	0.00	14,000,000.00	14,027,633.29	14,029,293.89
State Pool Total					<u>14,027,633.29</u>	<u>14,029,293.89</u>	<u>14,027,633.29</u>	<u>14,029,293.89</u>	<u>0.00</u>	<u>0.00</u>	<u>14,000,000.00</u>	<u>14,027,633.29</u>	<u>14,029,293.89</u>
MB26 - MBIA FACILITIES BOND 2018 Total					<u>14,027,633.29</u>	<u>14,029,293.89</u>	<u>14,027,633.29</u>	<u>14,029,293.89</u>	<u>0.00</u>	<u>0.00</u>	<u>14,000,000.00</u>	<u>14,027,633.29</u>	<u>14,029,293.89</u>
MB19 - MBIA FBC ASSIST DIST #2 State Pool													
MB19-MBIA FBC ASSIST. DIST. #2	AR-0049	State Pool	05/13/20	Open	2,504,934.55	2,505,231.11	2,504,934.55	2,505,231.11	0.00	0.00	2,500,000.00	2,504,934.55	2,505,231.11
State Pool Total					<u>2,504,934.55</u>	<u>2,505,231.11</u>	<u>2,504,934.55</u>	<u>2,505,231.11</u>	<u>0.00</u>	<u>0.00</u>	<u>2,500,000.00</u>	<u>2,504,934.55</u>	<u>2,505,231.11</u>
MB19 - MBIA FBC ASSIST DIST #2 Total					<u>2,504,934.55</u>	<u>2,505,231.11</u>	<u>2,504,934.55</u>	<u>2,505,231.11</u>	<u>0.00</u>	<u>0.00</u>	<u>2,500,000.00</u>	<u>2,504,934.55</u>	<u>2,505,231.11</u>
MB20 - MBIA FBC ASSIST DIST #4 State Pool													
MB20-MBIA FBC ASSIST. DIST. #4	AR-0050	State Pool	05/13/20	Open	1,252,467.24	1,252,615.52	1,252,467.24	1,252,615.52	0.00	0.00	1,250,000.00	1,252,467.24	1,252,615.52
State Pool Total					<u>1,252,467.24</u>	<u>1,252,615.52</u>	<u>1,252,467.24</u>	<u>1,252,615.52</u>	<u>0.00</u>	<u>0.00</u>	<u>1,250,000.00</u>	<u>1,252,467.24</u>	<u>1,252,615.52</u>
MB20 - MBIA FBC ASSIST DIST #4 Total					<u>1,252,467.24</u>	<u>1,252,615.52</u>	<u>1,252,467.24</u>	<u>1,252,615.52</u>	<u>0.00</u>	<u>0.00</u>	<u>1,250,000.00</u>	<u>1,252,467.24</u>	<u>1,252,615.52</u>
MB02 - MBIA GENERAL State Pool													
MB02-MBIA General	AR-0015	State Pool	11/01/08	Open	25,975,728.74	25,978,579.56	25,975,728.74	25,978,579.56	0.00	0.00	17,374,917.83	25,975,728.74	25,978,579.56
State Pool Total					<u>25,975,728.74</u>	<u>25,978,579.56</u>	<u>25,975,728.74</u>	<u>25,978,579.56</u>	<u>0.00</u>	<u>0.00</u>	<u>17,374,917.83</u>	<u>25,975,728.74</u>	<u>25,978,579.56</u>
MB02 - MBIA GENERAL Total					<u>25,975,728.74</u>	<u>25,978,579.56</u>	<u>25,975,728.74</u>	<u>25,978,579.56</u>	<u>0.00</u>	<u>0.00</u>	<u>17,374,917.83</u>	<u>25,975,728.74</u>	<u>25,978,579.56</u>
MB23 - MBIA JUVENILE State Pool													
MB23-MBIA JUVENILE	AR-0053	State Pool	05/13/20	Open	2,511,412.36	9,511,794.80	2,511,412.36	9,511,794.80	0.00	0.00	8,000,000.00	2,511,412.36	9,511,794.80
State Pool Total					<u>2,511,412.36</u>	<u>9,511,794.80</u>	<u>2,511,412.36</u>	<u>9,511,794.80</u>	<u>0.00</u>	<u>0.00</u>	<u>8,000,000.00</u>	<u>2,511,412.36</u>	<u>9,511,794.80</u>
MB23 - MBIA JUVENILE Total					<u>2,511,412.36</u>	<u>9,511,794.80</u>	<u>2,511,412.36</u>	<u>9,511,794.80</u>	<u>0.00</u>	<u>0.00</u>	<u>8,000,000.00</u>	<u>2,511,412.36</u>	<u>9,511,794.80</u>
MB03 - MBIA ROAD & BRIDGE State Pool													
MB03-MBIA Road & Bridge	AR-0016	State Pool	11/01/08	Open	3,572,985.24	3,573,408.21	3,572,985.24	3,573,408.21	0.00	0.00	2,856,438.24	3,572,985.24	3,573,408.21

Portfolio Position

Ft. Bend County

Effective Interest - Actual Life
Receipts in Period
12/01/20 - 12/31/20

CUSIP	Invest Number	Security Description	Purchase Date	Call Date	Par Value On 12/01/20	Par Value On 12/31/20	Market Val On 12/01/20	Market Val On 12/31/20	Purchase Cost	Sales Proceeds	Original Princ/Cost	Amor Value On 12/01/20	Amor Value On 12/31/20
Prosperity-Money Market Accts.	AR-0009	Money Market	11/30/03	Open	175,743,293.05	210,194,488.52	175,743,293.05	210,194,488.52	0.00	0.00	12,505,577.66	175,743,293.05	210,194,488.52
Money Market Total					175,743,293.05	210,194,488.52	175,743,293.05	210,194,488.52	0.00	0.00	12,505,577.66	175,743,293.05	210,194,488.52
State Pool													
LO10-LOGIC-COUNTY'S CARE ACT	AR-0047	State Pool	05/12/20	Open	47,134,807.49	47,140,826.98	47,134,807.49	47,140,826.98	0.00	0.00	67,000,000.00	47,134,807.49	47,140,826.98
LOG1-Logic- General	AR-0028	State Pool	11/10/08	Open	742,584.36	742,679.19	742,584.36	742,679.19	0.00	0.00	10,000,000.00	742,584.36	742,679.19
LOG2-Logic-Toll Rd.Operations	AR-0029	State Pool	11/10/08	Open	35,104,385.81	35,108,868.90	35,104,385.81	35,108,868.90	0.00	0.00	2,000,000.00	35,104,385.81	35,108,868.90
LOG5-Logic-Drainage	AR-0032	State Pool	11/10/08	Open	522,011.25	522,077.92	522,011.25	522,077.92	0.00	0.00	500,000.00	522,011.25	522,077.92
LOG8-Logic-Road & Bridge	AR-0035	State Pool	11/10/08	Open	2,522,101.90	2,522,423.99	2,522,101.90	2,522,423.99	0.00	0.00	1,000,000.00	2,522,101.90	2,522,423.99
MB02-MBIA General	AR-0015	State Pool	11/01/08	Open	25,975,728.74	25,978,579.56	25,975,728.74	25,978,579.56	0.00	0.00	17,374,917.83	25,975,728.74	25,978,579.56
MB03-MBIA Road & Bridge	AR-0016	State Pool	11/01/08	Open	3,572,985.24	3,573,408.21	3,572,985.24	3,573,408.21	0.00	0.00	2,856,438.24	3,572,985.24	3,573,408.21
MB04-MBIA Drainage	AR-0017	State Pool	11/01/08	Open	1,288,663.43	1,288,815.99	1,288,663.43	1,288,815.99	0.00	0.00	1,267,218.21	1,288,663.43	1,288,815.99
MB06-MBIA Toll Rd. Operations	AR-0019	State Pool	11/01/08	Open	43,961,673.78	53,966,999.67	43,961,673.78	53,966,999.67	0.00	0.00	3,143,377.27	43,961,673.78	53,966,999.67
MB12-MBIA ESD 100 AGREEMENT	AR-0041	State Pool	08/31/16	Open	1,989,242.66	1,989,478.16	1,989,242.66	1,989,478.16	0.00	0.00	3,900,000.00	1,989,242.66	1,989,478.16
MB14-MBIA GR PARKWAY OPERATIONS	AR-0043	State Pool	08/31/16	Open	24,892,013.49	34,895,081.86	24,892,013.49	34,895,081.86	0.00	0.00	8,500,000.00	24,892,013.49	34,895,081.86
MB17 - SR LIEN BOND 2016	AR-0046	State Pool	12/09/16	Open	8,015,790.38	8,016,739.29	8,015,790.38	8,016,739.29	0.00	0.00	35,000,000.00	8,015,790.38	8,016,739.29
MB18-MBIA COUNTY'S CARES ACT	AR-0048	State Pool	05/12/20	Open	19,101,492.50	0.00	19,101,492.50	0.00	0.00	0.00	67,000,000.00	19,101,492.50	0.00
MB19-MBIA FBC ASSIST. DIST. #2	AR-0049	State Pool	05/13/20	Open	2,504,934.55	2,505,231.11	2,504,934.55	2,505,231.11	0.00	0.00	2,500,000.00	2,504,934.55	2,505,231.11
MB20- MBIA FBC ASSIST. DIST. #4	AR-0050	State Pool	05/13/20	Open	1,252,467.24	1,252,615.52	1,252,467.24	1,252,615.52	0.00	0.00	1,250,000.00	1,252,467.24	1,252,615.52
MB21-MBIA FBC ASSIST. DIST. #6	AR-0051	State Pool	05/13/20	Open	2,003,947.66	2,004,184.89	2,003,947.66	2,004,184.89	0.00	0.00	2,000,000.00	2,003,947.66	2,004,184.89
MB22-MBIA FBC ASSIST. DIST. #9	AR-0052	State Pool	05/13/20	Open	0.00	0.00	0.00	0.00	0.00	0.00	1,000,000.00	0.00	0.00
MB23-MBIA JUVENILE	AR-0053	State Pool	05/13/20	Open	2,511,412.36	9,511,794.80	2,511,412.36	9,511,794.80	0.00	0.00	8,000,000.00	2,511,412.36	9,511,794.80
MB24-MBIA DEBT SERVICE	AR-0054	State Pool	05/13/20	Open	0.00	10,000,121.67	0.00	10,000,121.67	0.00	0.00	21,000,000.00	0.00	10,000,121.67
MB25-MBIA DRAINAGE DEBT SERVICE	AR-0055	State Pool	05/13/20	Open	1,001,973.77	1,002,092.38	1,001,973.77	1,002,092.38	0.00	0.00	1,000,000.00	1,001,973.77	1,002,092.38
MB26-FACILITIES BOND 2018	AR-0056	State Pool	05/13/20	Open	14,027,633.29	14,029,293.89	14,027,633.29	14,029,293.89	0.00	0.00	14,000,000.00	14,027,633.29	14,029,293.89
MB27-MBIA TX HERITAGE PARKWAY	AR-0057	State Pool	05/13/20	Open	0.00	20,000,243.34	0.00	20,000,243.34	0.00	0.00	17,000,000.00	0.00	20,000,243.34
TT00-TX TERM General	AR-0022	State Pool	11/01/08	Open	1,071.45	1,071.53	1,071.45	1,071.53	0.00	0.00	10,006,437.87	1,071.45	1,071.53
TT02-TX TERM Toll Rd. Operation	AR-0024	State Pool	11/01/08	Open	1,070.23	1,070.31	1,070.23	1,070.31	0.00	0.00	0.00	1,070.23	1,070.31
TT04-TX TERM Road & Bridge	AR-0026	State Pool	11/01/08	Open	1,068.28	1,068.36	1,068.28	1,068.36	0.00	0.00	10,463.28	1,068.28	1,068.36
TT05-TX TERM Drainage	AR-0027	State Pool	11/01/08	Open	354.40	354.43	354.40	354.43	0.00	0.00	109,774.61	354.40	354.43
State Pool Total					238,129,414.26	276,055,121.95	238,129,414.26	276,055,121.95	0.00	0.00	297,418,627.31	238,129,414.26	276,055,121.95
Combined Port Total					413,872,707.31	486,249,610.47	413,872,707.31	486,249,610.47	0.00	0.00	309,924,204.97	413,872,707.31	486,249,610.47

Earnings and Yields Summary

Ft. Bend County

Effective Interest - Actual Life

Receipts in Period

12/01/20 - 12/31/20

8

Security Description	12/01/20 12/07/20	12/08/20 12/14/20	12/15/20 12/21/20	12/22/20 12/28/20	12/29/20 12/31/20	12/01/20 12/31/20
Combined Port						
Money Market	7,012.08	7,012.09	7,012.09	7,012.09	3,005.18	31,053.53
State Pool	<u>6,482.55</u>	<u>6,055.53</u>	<u>6,055.53</u>	<u>5,825.54</u>	<u>3,208.00</u>	<u>27,627.15</u>
Port Total	<u>13,494.63</u>	<u>13,067.62</u>	<u>13,067.62</u>	<u>12,837.63</u>	<u>6,213.18</u>	<u>58,680.68</u>
Combined Port						
Money Market	0.2086	0.2086	0.2086	0.2086	0.2086	0.2086
State Pool	<u>0.1440</u>	<u>0.1446</u>	<u>0.1446</u>	<u>0.1447</u>	<u>0.1418</u>	<u>0.1441</u>
Port Total	<u>0.1716</u>	<u>0.1731</u>	<u>0.1731</u>	<u>0.1738</u>	<u>0.1678</u>	<u>0.1723</u>

Maturity Aging
Ft. Bend County
 Effective Interest - Actual Life
 Receipts in Period
 12/31/20

CUSIP	Invest Number	Security Description	Purchase Date	Days to Maturity	Yield Matur
Cash / Money Market					
LO10-LOGIC-COUNTY'S CARE ACT	AR-0047	State Pool	05/12/20	0	0.1504
LOG1-Logic- General	AR-0028	State Pool	11/10/08	0	0.1504
LOG2-Logic-Toll Rd.Operations	AR-0029	State Pool	11/10/08	0	0.1504
LOG5-Logic-Drainage	AR-0032	State Pool	11/10/08	0	0.1504
LOG8-Logic-Road & Bridge	AR-0035	State Pool	11/10/08	0	0.1504
MB02-MBIA General	AR-0015	State Pool	11/01/08	0	0.1398
MB03-MBIA Road & Bridge	AR-0016	State Pool	11/01/08	0	0.1398
MB04-MBIA Drainage	AR-0017	State Pool	11/01/08	0	0.1398
MB06-MBIA Toll Rd. Operations	AR-0019	State Pool	11/01/08	0	0.1398
MB12-MBIA ESD 100 AGREEMENT	AR-0041	State Pool	08/31/16	0	0.1398
MB14-MBIA GR PARKWAY OPERATIONS	AR-0043	State Pool	08/31/16	0	0.1398
MB17 - SR LIEN BOND 2016	AR-0046	State Pool	12/09/16	0	0.1398
MB18-MBIA COUNTY'S CARES ACT	AR-0048	State Pool	05/12/20	0	0.1398
MB19-MBIA FBC ASSIST. DIST. #2	AR-0049	State Pool	05/13/20	0	0.1398
MB20- MBIA FBC ASSIST. DIST. #4	AR-0050	State Pool	05/13/20	0	0.1398
MB21-MBIA FBC ASSIST. DIST. #6	AR-0051	State Pool	05/13/20	0	0.1398
MB22-MBIA FBC ASSIST. DIST. #9	AR-0052	State Pool	05/13/20	0	0.1771
MB23-MBIA JUVENILE	AR-0053	State Pool	05/13/20	0	0.1398
MB24-MBIA DEBT SERVICE	AR-0054	State Pool	05/13/20	0	0.1398
MB25-MBIA DRAINAGE DEBT SERVICE	AR-0055	State Pool	05/13/20	0	0.1398
MB26-FACILITIES BOND 2018	AR-0056	State Pool	05/13/20	0	0.1398
MB27-MBIA TX HERITAGE PARKWAY	AR-0057	State Pool	05/13/20	0	0.1398
Prosperity-Money Market Accts.	AR-0009	Money Market	11/30/03	0	0.1500
TT00-TX TERM General	AR-0022	State Pool	11/01/08	0	0.0900
TT02-TX TERM Toll Rd. Operation	AR-0024	State Pool	11/01/08	0	0.0900
TT04-TX TERM Road & Bridge	AR-0026	State Pool	11/01/08	0	0.0900
TT05-TX TERM Drainage	AR-0027	State Pool	11/01/08	<u>0</u>	<u>0.0900</u>
Cash / Money Market Total				<u>0</u>	<u>0.1458</u>
Investment Total				<u>0</u>	<u>0.1458</u>

Activity Statement
Ft. Bend County
Effective Interest - Actual Life
Receipts in Period
12/01/20 - 12/31/20

10

Purchase Date	Sale Date	CUSIP	Invest Number	Security Description	Amor Value On 12/01/20	Changes In Principal	Purchase Cost	Sales Proceeds	Purchased Interest	Int/Div Rec In the Perd	Amor Value On 12/31/20	
Money Market												
11/30/03	Open	Prosperity-Money Market Accts.		AR-0009	Money Market	175,743,293.05	34,451,195.47	0.00	0.00	0.00	31,053.53	210,194,488.52
Money Market Total						175,743,293.05	34,451,195.47	0.00	0.00	0.00	31,053.53	210,194,488.52
State Pool												
11/01/08	Open	MB02-MBIA General		AR-0015	State Pool	25,975,728.74	2,850.82	0.00	0.00	0.00	2,850.82	25,978,579.56
11/01/08	Open	MB03-MBIA Road & Bridge		AR-0016	State Pool	3,572,985.24	422.97	0.00	0.00	0.00	422.97	3,573,408.21
11/01/08	Open	MB04-MBIA Drainage		AR-0017	State Pool	1,288,663.43	152.56	0.00	0.00	0.00	152.56	1,288,815.99
11/01/08	Open	MB06-MBIA Toll Rd. Operations		AR-0019	State Pool	43,961,673.78	10,005,325.89	0.00	0.00	0.00	5,325.89	53,966,999.67
11/01/08	Open	TT00-TX TERM General		AR-0022	State Pool	1,071.45	0.08	0.00	0.00	0.00	0.08	1,071.53
11/01/08	Open	TT02-TX TERM Toll Rd. Operation		AR-0024	State Pool	1,070.23	0.08	0.00	0.00	0.00	0.08	1,070.31
11/01/08	Open	TT04-TX TERM Road & Bridge		AR-0026	State Pool	1,068.28	0.08	0.00	0.00	0.00	0.08	1,068.36
11/01/08	Open	TT05-TX TERM Drainage		AR-0027	State Pool	354.40	0.03	0.00	0.00	0.00	0.03	354.43
11/10/08	Open	LOG1-Logic- General		AR-0028	State Pool	742,584.36	94.83	0.00	0.00	0.00	94.83	742,679.19
11/10/08	Open	LOG2-Logic-Toll Rd.Operations		AR-0029	State Pool	35,104,385.81	4,483.09	0.00	0.00	0.00	4,483.09	35,108,868.90
11/10/08	Open	LOG5-Logic-Drainage		AR-0032	State Pool	522,011.25	66.67	0.00	0.00	0.00	66.67	522,077.92
11/10/08	Open	LOG8-Logic-Road & Bridge		AR-0035	State Pool	2,522,101.90	322.09	0.00	0.00	0.00	322.09	2,522,423.99
08/31/16	Open	MB12-MBIA ESD 100 AGREEMENT		AR-0041	State Pool	1,989,242.66	235.50	0.00	0.00	0.00	235.50	1,989,478.16
08/31/16	Open	MB14-MBIA GR PARKWAY OPERATIONS		AR-0043	State Pool	24,892,013.49	10,003,068.37	0.00	0.00	0.00	3,068.37	34,895,081.86
12/09/16	Open	MB17 - SR LIEN BOND 2016		AR-0046	State Pool	8,015,790.38	948.91	0.00	0.00	0.00	948.91	8,016,739.29
05/12/20	Open	LO10-LOGIC-COUNTY'S CARE ACT		AR-0047	State Pool	47,134,807.49	6,019.49	0.00	0.00	0.00	6,019.49	47,140,826.98
05/12/20	Open	MB18-MBIA COUNTY'S CARES ACT		AR-0048	State Pool	19,101,492.50	-19,101,492.50	0.00	0.00	0.00	426.96	0.00
05/13/20	Open	MB19-MBIA FBC ASSIST. DIST. #2		AR-0049	State Pool	2,504,934.55	296.56	0.00	0.00	0.00	296.56	2,505,231.11
05/13/20	Open	MB20- MBIA FBC ASSIST. DIST. #4		AR-0050	State Pool	1,252,467.24	148.28	0.00	0.00	0.00	148.28	1,252,615.52
05/13/20	Open	MB21-MBIA FBC ASSIST. DIST. #6		AR-0051	State Pool	2,003,947.66	237.23	0.00	0.00	0.00	237.23	2,004,184.89
05/13/20	Open	MB22-MBIA FBC ASSIST. DIST. #9		AR-0052	State Pool	0.00	0.00	0.00	0.00	0.00	0.00	0.00
05/13/20	Open	MB23-MBIA JUVENILE		AR-0053	State Pool	2,511,412.36	7,000,382.44	0.00	0.00	0.00	382.44	9,511,794.80
05/13/20	Open	MB24-MBIA DEBT SERVICE		AR-0054	State Pool	0.00	10,000,121.67	0.00	0.00	0.00	121.67	10,000,121.67
05/13/20	Open	MB25-MBIA DRAINAGE DEBT SERVICE		AR-0055	State Pool	1,001,973.77	118.61	0.00	0.00	0.00	118.61	1,002,092.38
05/13/20	Open	MB26-FACILITIES BOND 2018		AR-0056	State Pool	14,027,633.29	1,660.60	0.00	0.00	0.00	1,660.60	14,029,293.89
05/13/20	Open	MB27-MBIA TX HERITAGE PARKWAY		AR-0057	State Pool	0.00	20,000,243.34	0.00	0.00	0.00	243.34	20,000,243.34
State Pool Total						238,129,414.26	37,925,707.69	0.00	0.00	0.00	27,627.15	276,055,121.95
Investment Total						413,872,707.31	72,376,903.16	0.00	0.00	0.00	58,680.68	486,249,610.47

Interest Accrual

Ft. Bend County

Effective Interest - Actual Life
Receipts in Period
12/01/20 - 12/31/20

CUSIP	Invest Number	Security Description	Purchase Date	Sale Date	Yield Earned	Ending Par Val/Shares	Ending Amor Val/Cost	Purchased Interest	Int/Div Rec In the Perd	Int/Div Accrued In the Perd	PTD Purch Received	Int/Div Rec Purch/Date	Int/Div Accrued Purch/Date
09 - Temporary Holding													
Money Market													
Prosperity-Money Market Accts.	AR-0009	Money Market	11/30/03	Open	<u>0.0000</u>	<u>0.00</u>	<u>0.00</u>	<u>0.00</u>	<u>0.00</u>	<u>0.00</u>	<u>0.00</u>	<u>0.00</u>	<u>0.00</u>
Money Market Total					<u>0.0000</u>	<u>0.00</u>	<u>0.00</u>	<u>0.00</u>	<u>0.00</u>	<u>0.00</u>	<u>0.00</u>	<u>0.00</u>	<u>0.00</u>
09 - Temporary Holding Total					<u>0.0000</u>	<u>0.00</u>	<u>0.00</u>	<u>0.00</u>	<u>0.00</u>	<u>0.00</u>	<u>0.00</u>	<u>0.00</u>	<u>0.00</u>
145 - ESD 100 Agreement													
State Pool													
MB12-MBIA ESD 100 AGREEMENT	AR-0041	State Pool	08/31/16	Open	<u>0.1398</u>	<u>1,989,478.16</u>	<u>1,989,478.16</u>	<u>0.00</u>	<u>235.50</u>	<u>0.00</u>	<u>0.00</u>	<u>87,919.40</u>	<u>0.00</u>
State Pool Total					<u>0.1398</u>	<u>1,989,478.16</u>	<u>1,989,478.16</u>	<u>0.00</u>	<u>235.50</u>	<u>0.00</u>	<u>0.00</u>	<u>87,919.40</u>	<u>0.00</u>
145 - ESD 100 Agreement Total					<u>0.1398</u>	<u>1,989,478.16</u>	<u>1,989,478.16</u>	<u>0.00</u>	<u>235.50</u>	<u>0.00</u>	<u>0.00</u>	<u>87,919.40</u>	<u>0.00</u>
802 - Sr Lien 2016													
State Pool													
MB17 - SR LIEN BOND 2016	AR-0046	State Pool	12/09/16	Open	<u>0.1398</u>	<u>8,016,739.29</u>	<u>8,016,739.29</u>	<u>0.00</u>	<u>948.91</u>	<u>0.00</u>	<u>0.00</u>	<u>167,480.33</u>	<u>0.00</u>
State Pool Total					<u>0.1398</u>	<u>8,016,739.29</u>	<u>8,016,739.29</u>	<u>0.00</u>	<u>948.91</u>	<u>0.00</u>	<u>0.00</u>	<u>167,480.33</u>	<u>0.00</u>
802 - Sr Lien 2016 Total					<u>0.1398</u>	<u>8,016,739.29</u>	<u>8,016,739.29</u>	<u>0.00</u>	<u>948.91</u>	<u>0.00</u>	<u>0.00</u>	<u>167,480.33</u>	<u>0.00</u>
810 - FBC Toll Road Operations													
State Pool													
TT02-TX TERM Toll Rd. Operation	AR-0024	State Pool	11/01/08	Open	<u>0.0000</u>	<u>0.00</u>	<u>0.00</u>	<u>0.00</u>	<u>0.00</u>	<u>0.00</u>	<u>0.00</u>	<u>0.00</u>	<u>0.00</u>
State Pool Total					<u>0.0000</u>	<u>0.00</u>	<u>0.00</u>	<u>0.00</u>	<u>0.00</u>	<u>0.00</u>	<u>0.00</u>	<u>0.00</u>	<u>0.00</u>
810 - FBC Toll Road Operations Total					<u>0.0000</u>	<u>0.00</u>	<u>0.00</u>	<u>0.00</u>	<u>0.00</u>	<u>0.00</u>	<u>0.00</u>	<u>0.00</u>	<u>0.00</u>
815 - Grand Parkway Operations													
State Pool													
MB14-MBIA GR PARKWAY OPERATIONS	AR-0043	State Pool	08/31/16	Open	<u>0.1401</u>	<u>34,895,081.86</u>	<u>34,895,081.86</u>	<u>0.00</u>	<u>3,068.37</u>	<u>0.00</u>	<u>0.00</u>	<u>395,076.38</u>	<u>0.00</u>
State Pool Total					<u>0.1401</u>	<u>34,895,081.86</u>	<u>34,895,081.86</u>	<u>0.00</u>	<u>3,068.37</u>	<u>0.00</u>	<u>0.00</u>	<u>395,076.38</u>	<u>0.00</u>
815 - Grand Parkway Operations Total					<u>0.1401</u>	<u>34,895,081.86</u>	<u>34,895,081.86</u>	<u>0.00</u>	<u>3,068.37</u>	<u>0.00</u>	<u>0.00</u>	<u>395,076.38</u>	<u>0.00</u>
LO10 - LOGIC COUNTYS CARES ACT													
State Pool													
LO10-LOGIC-COUNTY'S CARE ACT	AR-0047	State Pool	05/12/20	Open	<u>0.1508</u>	<u>47,140,826.98</u>	<u>47,140,826.98</u>	<u>0.00</u>	<u>6,019.49</u>	<u>0.00</u>	<u>0.00</u>	<u>140,826.98</u>	<u>0.00</u>
State Pool Total					<u>0.1508</u>	<u>47,140,826.98</u>	<u>47,140,826.98</u>	<u>0.00</u>	<u>6,019.49</u>	<u>0.00</u>	<u>0.00</u>	<u>140,826.98</u>	<u>0.00</u>
LO10 - LOGIC COUNTYS CARES ACT Total					<u>0.1508</u>	<u>47,140,826.98</u>	<u>47,140,826.98</u>	<u>0.00</u>	<u>6,019.49</u>	<u>0.00</u>	<u>0.00</u>	<u>140,826.98</u>	<u>0.00</u>
LOG1 - LOGIC GENERAL													
State Pool													
LOG1-Logic- General	AR-0028	State Pool	11/10/08	Open	<u>0.1508</u>	<u>742,679.19</u>	<u>742,679.19</u>	<u>0.00</u>	<u>94.83</u>	<u>0.00</u>	<u>0.00</u>	<u>813,112.17</u>	<u>0.00</u>
State Pool Total					<u>0.1508</u>	<u>742,679.19</u>	<u>742,679.19</u>	<u>0.00</u>	<u>94.83</u>	<u>0.00</u>	<u>0.00</u>	<u>813,112.17</u>	<u>0.00</u>
LOG1 - LOGIC GENERAL Total					<u>0.1508</u>	<u>742,679.19</u>	<u>742,679.19</u>	<u>0.00</u>	<u>94.83</u>	<u>0.00</u>	<u>0.00</u>	<u>813,112.17</u>	<u>0.00</u>
LOG2 - LOGIC TOLL OPERATIONS													
State Pool													
LOG2-Logic-Toll Rd.Operations	AR-0029	State Pool	11/10/08	Open	<u>0.1508</u>	<u>35,108,868.90</u>	<u>35,108,868.90</u>	<u>0.00</u>	<u>4,483.09</u>	<u>0.00</u>	<u>0.00</u>	<u>170,199.98</u>	<u>0.00</u>
State Pool Total					<u>0.1508</u>	<u>35,108,868.90</u>	<u>35,108,868.90</u>	<u>0.00</u>	<u>4,483.09</u>	<u>0.00</u>	<u>0.00</u>	<u>170,199.98</u>	<u>0.00</u>
LOG2 - LOGIC TOLL OPERATIONS Total					<u>0.1508</u>	<u>35,108,868.90</u>	<u>35,108,868.90</u>	<u>0.00</u>	<u>4,483.09</u>	<u>0.00</u>	<u>0.00</u>	<u>170,199.98</u>	<u>0.00</u>
LOG5 - LOGIC DRAINAGE													
State Pool													
LOG5-Logic-Drainage	AR-0032	State Pool	11/10/08	Open	<u>0.1508</u>	<u>522,077.92</u>	<u>522,077.92</u>	<u>0.00</u>	<u>66.67</u>	<u>0.00</u>	<u>0.00</u>	<u>24,321.69</u>	<u>0.00</u>
State Pool Total					<u>0.1508</u>	<u>522,077.92</u>	<u>522,077.92</u>	<u>0.00</u>	<u>66.67</u>	<u>0.00</u>	<u>0.00</u>	<u>24,321.69</u>	<u>0.00</u>
LOG5 - LOGIC DRAINAGE Total					<u>0.1508</u>	<u>522,077.92</u>	<u>522,077.92</u>	<u>0.00</u>	<u>66.67</u>	<u>0.00</u>	<u>0.00</u>	<u>24,321.69</u>	<u>0.00</u>
LOG8 - LOGIC ROAD & BRIDGE													

Interest Accrual
Ft. Bend County
Effective Interest - Actual Life
Receipts in Period
12/01/20 - 12/31/20

12

CUSIP	Invest Number	Security Description	Purchase Date	Sale Date	Yield Earned	Ending Par Val/Shares	Ending Amort Val/Cost	Purchased Interest	Int/Div Rec In the Perd	Int/Div Accrued In the Perd	PTD Purch Received	Int/Div Rec Purch/Date	Int/Div Accrued Purch/Date
State Pool													
LOG8-Logic-Road & Bridge	AR-0035	State Pool	11/10/08	Open	<u>0.1508</u>	<u>2,522,423.99</u>	<u>2,522,423.99</u>	<u>0.00</u>	<u>322.09</u>	<u>0.00</u>	<u>0.00</u>	<u>27,911.51</u>	<u>0.00</u>
State Pool Total					<u>0.1508</u>	<u>2,522,423.99</u>	<u>2,522,423.99</u>	<u>0.00</u>	<u>322.09</u>	<u>0.00</u>	<u>0.00</u>	<u>27,911.51</u>	<u>0.00</u>
LOG8 - LOGIC ROAD & BRIDGE Total					<u>0.1508</u>	<u>2,522,423.99</u>	<u>2,522,423.99</u>	<u>0.00</u>	<u>322.09</u>	<u>0.00</u>	<u>0.00</u>	<u>27,911.51</u>	<u>0.00</u>
MB02 - MBIA GENERAL													
State Pool													
MB02-MBIA General	AR-0015	State Pool	11/01/08	Open	<u>0.1400</u>	<u>25,978,579.56</u>	<u>25,978,579.56</u>	<u>0.00</u>	<u>2,850.82</u>	<u>0.00</u>	<u>0.00</u>	<u>707,929.93</u>	<u>0.00</u>
State Pool Total					<u>0.1400</u>	<u>25,978,579.56</u>	<u>25,978,579.56</u>	<u>0.00</u>	<u>2,850.82</u>	<u>0.00</u>	<u>0.00</u>	<u>707,929.93</u>	<u>0.00</u>
MB02 - MBIA GENERAL Total					<u>0.1400</u>	<u>25,978,579.56</u>	<u>25,978,579.56</u>	<u>0.00</u>	<u>2,850.82</u>	<u>0.00</u>	<u>0.00</u>	<u>707,929.93</u>	<u>0.00</u>
MB03 - MBIA ROAD & BRIDGE													
State Pool													
MB03-MBIA Road & Bridge	AR-0016	State Pool	11/01/08	Open	<u>0.1398</u>	<u>3,573,408.21</u>	<u>3,573,408.21</u>	<u>0.00</u>	<u>422.97</u>	<u>0.00</u>	<u>0.00</u>	<u>114,147.36</u>	<u>0.00</u>
State Pool Total					<u>0.1398</u>	<u>3,573,408.21</u>	<u>3,573,408.21</u>	<u>0.00</u>	<u>422.97</u>	<u>0.00</u>	<u>0.00</u>	<u>114,147.36</u>	<u>0.00</u>
MB03 - MBIA ROAD & BRIDGE Total					<u>0.1398</u>	<u>3,573,408.21</u>	<u>3,573,408.21</u>	<u>0.00</u>	<u>422.97</u>	<u>0.00</u>	<u>0.00</u>	<u>114,147.36</u>	<u>0.00</u>
MB04 - MBIA DRAINAGE													
State Pool													
MB04-MBIA Drainage	AR-0017	State Pool	11/01/08	Open	<u>0.1398</u>	<u>1,288,815.99</u>	<u>1,288,815.99</u>	<u>0.00</u>	<u>152.56</u>	<u>0.00</u>	<u>0.00</u>	<u>144,108.39</u>	<u>2,620.73</u>
State Pool Total					<u>0.1398</u>	<u>1,288,815.99</u>	<u>1,288,815.99</u>	<u>0.00</u>	<u>152.56</u>	<u>0.00</u>	<u>0.00</u>	<u>144,108.39</u>	<u>2,620.73</u>
MB04 - MBIA DRAINAGE Total					<u>0.1398</u>	<u>1,288,815.99</u>	<u>1,288,815.99</u>	<u>0.00</u>	<u>152.56</u>	<u>0.00</u>	<u>0.00</u>	<u>144,108.39</u>	<u>2,620.73</u>
MB06 - MBIA TOLL RD OPERATIONS													
State Pool													
MB06-MBIA Toll Rd. Operations	AR-0019	State Pool	11/01/08	Open	<u>0.1400</u>	<u>53,966,999.67</u>	<u>53,966,999.67</u>	<u>0.00</u>	<u>5,325.89</u>	<u>0.00</u>	<u>0.00</u>	<u>654,166.11</u>	<u>38,363.64</u>
State Pool Total					<u>0.1400</u>	<u>53,966,999.67</u>	<u>53,966,999.67</u>	<u>0.00</u>	<u>5,325.89</u>	<u>0.00</u>	<u>0.00</u>	<u>654,166.11</u>	<u>38,363.64</u>
MB06 - MBIA TOLL RD OPERATIONS Total					<u>0.1400</u>	<u>53,966,999.67</u>	<u>53,966,999.67</u>	<u>0.00</u>	<u>5,325.89</u>	<u>0.00</u>	<u>0.00</u>	<u>654,166.11</u>	<u>38,363.64</u>
MB18 - MBIA COUNTYS CARES ACT													
State Pool													
MB18-MBIA COUNTY'S CARES ACT	AR-0048	State Pool	05/12/20	Open	<u>0.1364</u>	<u>0.00</u>	<u>0.00</u>	<u>0.00</u>	<u>426.96</u>	<u>0.00</u>	<u>0.00</u>	<u>101,919.46</u>	<u>0.00</u>
State Pool Total					<u>0.1364</u>	<u>0.00</u>	<u>0.00</u>	<u>0.00</u>	<u>426.96</u>	<u>0.00</u>	<u>0.00</u>	<u>101,919.46</u>	<u>0.00</u>
MB18 - MBIA COUNTYS CARES ACT Total					<u>0.1364</u>	<u>0.00</u>	<u>0.00</u>	<u>0.00</u>	<u>426.96</u>	<u>0.00</u>	<u>0.00</u>	<u>101,919.46</u>	<u>0.00</u>
MB19 - MBIA FBC ASSIST DIST #2													
State Pool													
MB19-MBIA FBC ASSIST. DIST. #2	AR-0049	State Pool	05/13/20	Open	<u>0.1398</u>	<u>2,505,231.11</u>	<u>2,505,231.11</u>	<u>0.00</u>	<u>296.56</u>	<u>0.00</u>	<u>0.00</u>	<u>5,231.11</u>	<u>0.00</u>
State Pool Total					<u>0.1398</u>	<u>2,505,231.11</u>	<u>2,505,231.11</u>	<u>0.00</u>	<u>296.56</u>	<u>0.00</u>	<u>0.00</u>	<u>5,231.11</u>	<u>0.00</u>
MB19 - MBIA FBC ASSIST DIST #2 Total					<u>0.1398</u>	<u>2,505,231.11</u>	<u>2,505,231.11</u>	<u>0.00</u>	<u>296.56</u>	<u>0.00</u>	<u>0.00</u>	<u>5,231.11</u>	<u>0.00</u>
MB20 - MBIA FBC ASSIST DIST #4													
State Pool													
MB20- MBIA FBC ASSIST. DIST. #4	AR-0050	State Pool	05/13/20	Open	<u>0.1398</u>	<u>1,252,615.52</u>	<u>1,252,615.52</u>	<u>0.00</u>	<u>148.28</u>	<u>0.00</u>	<u>0.00</u>	<u>2,615.52</u>	<u>0.00</u>
State Pool Total					<u>0.1398</u>	<u>1,252,615.52</u>	<u>1,252,615.52</u>	<u>0.00</u>	<u>148.28</u>	<u>0.00</u>	<u>0.00</u>	<u>2,615.52</u>	<u>0.00</u>
MB20 - MBIA FBC ASSIST DIST #4 Total					<u>0.1398</u>	<u>1,252,615.52</u>	<u>1,252,615.52</u>	<u>0.00</u>	<u>148.28</u>	<u>0.00</u>	<u>0.00</u>	<u>2,615.52</u>	<u>0.00</u>
MB21 - MBIA ASSIST DIST #6													
State Pool													
MB21-MBIA FBC ASSIST. DIST. #6	AR-0051	State Pool	05/13/20	Open	<u>0.1398</u>	<u>2,004,184.89</u>	<u>2,004,184.89</u>	<u>0.00</u>	<u>237.23</u>	<u>0.00</u>	<u>0.00</u>	<u>4,184.89</u>	<u>0.00</u>
State Pool Total					<u>0.1398</u>	<u>2,004,184.89</u>	<u>2,004,184.89</u>	<u>0.00</u>	<u>237.23</u>	<u>0.00</u>	<u>0.00</u>	<u>4,184.89</u>	<u>0.00</u>
MB21 - MBIA ASSIST DIST #6 Total					<u>0.1398</u>	<u>2,004,184.89</u>	<u>2,004,184.89</u>	<u>0.00</u>	<u>237.23</u>	<u>0.00</u>	<u>0.00</u>	<u>4,184.89</u>	<u>0.00</u>
MB22 - MBIA ASSIST DIST #9													
State Pool													

Interest Accrual
Ft. Bend County
Effective Interest - Actual Life
Receipts in Period
12/01/20 - 12/31/20

CUSIP	Invest Number	Security Description	Purchase Date	Sale Date	Yield Earned	Ending Par Val/Shares	Ending Amort Val/Cost	Purchased Interest	Int/Div Rec In the Perd	Int/Div Accrued In the Perd	PTD Purch Received	Int/Div Rec Purch/Date	Int/Div Accrued Purch/Date
MB22-MBIA FBC ASSIST. DIST. #9	AR-0052	State Pool	05/13/20	Open	<u>0.0000</u>	<u>0.00</u>	<u>0.00</u>	<u>0.00</u>	<u>0.00</u>	<u>0.00</u>	<u>0.00</u>	<u>1,767.22</u>	<u>0.00</u>
State Pool Total					<u>0.0000</u>	<u>0.00</u>	<u>0.00</u>	<u>0.00</u>	<u>0.00</u>	<u>0.00</u>	<u>0.00</u>	<u>1,767.22</u>	<u>0.00</u>
MB22 - MBIA ASSIST DIST #9 Total					<u>0.0000</u>	<u>0.00</u>	<u>0.00</u>	<u>0.00</u>	<u>0.00</u>	<u>0.00</u>	<u>0.00</u>	<u>1,767.22</u>	<u>0.00</u>
MB23 - MBIA JUVENILE													
State Pool													
MB23-MBIA JUVENILE	AR-0053	State Pool	05/13/20	Open	<u>0.1416</u>	<u>9,511,794.80</u>	<u>9,511,794.80</u>	<u>0.00</u>	<u>382.44</u>	<u>0.00</u>	<u>0.00</u>	<u>11,794.80</u>	<u>0.00</u>
State Pool Total					<u>0.1416</u>	<u>9,511,794.80</u>	<u>9,511,794.80</u>	<u>0.00</u>	<u>382.44</u>	<u>0.00</u>	<u>0.00</u>	<u>11,794.80</u>	<u>0.00</u>
MB23 - MBIA JUVENILE Total					<u>0.1416</u>	<u>9,511,794.80</u>	<u>9,511,794.80</u>	<u>0.00</u>	<u>382.44</u>	<u>0.00</u>	<u>0.00</u>	<u>11,794.80</u>	<u>0.00</u>
MB24 - MBIA DEBT SERVICE													
State Pool													
MB24-MBIA DEBT SERVICE	AR-0054	State Pool	05/13/20	Open	<u>0.1484</u>	<u>10,000,121.67</u>	<u>10,000,121.67</u>	<u>0.00</u>	<u>121.67</u>	<u>0.00</u>	<u>0.00</u>	<u>31,844.43</u>	<u>0.00</u>
State Pool Total					<u>0.1484</u>	<u>10,000,121.67</u>	<u>10,000,121.67</u>	<u>0.00</u>	<u>121.67</u>	<u>0.00</u>	<u>0.00</u>	<u>31,844.43</u>	<u>0.00</u>
MB24 - MBIA DEBT SERVICE Total					<u>0.1484</u>	<u>10,000,121.67</u>	<u>10,000,121.67</u>	<u>0.00</u>	<u>121.67</u>	<u>0.00</u>	<u>0.00</u>	<u>31,844.43</u>	<u>0.00</u>
MB25 - MBIA DRAINAGE DEBT SERVICE													
State Pool													
MB25-MBIA DRAINAGE DEBT SERVICE	AR-0055	State Pool	05/13/20	Open	<u>0.1398</u>	<u>1,002,092.38</u>	<u>1,002,092.38</u>	<u>0.00</u>	<u>118.61</u>	<u>0.00</u>	<u>0.00</u>	<u>2,092.38</u>	<u>0.00</u>
State Pool Total					<u>0.1398</u>	<u>1,002,092.38</u>	<u>1,002,092.38</u>	<u>0.00</u>	<u>118.61</u>	<u>0.00</u>	<u>0.00</u>	<u>2,092.38</u>	<u>0.00</u>
MB25 - MBIA DRAINAGE DEBT SERVICE Total					<u>0.1398</u>	<u>1,002,092.38</u>	<u>1,002,092.38</u>	<u>0.00</u>	<u>118.61</u>	<u>0.00</u>	<u>0.00</u>	<u>2,092.38</u>	<u>0.00</u>
MB26 - MBIA FACILITIES BOND 2018													
State Pool													
MB26-FACILITIES BOND 2018	AR-0056	State Pool	05/13/20	Open	<u>0.1398</u>	<u>14,029,293.89</u>	<u>14,029,293.89</u>	<u>0.00</u>	<u>1,660.60</u>	<u>0.00</u>	<u>0.00</u>	<u>29,293.89</u>	<u>0.00</u>
State Pool Total					<u>0.1398</u>	<u>14,029,293.89</u>	<u>14,029,293.89</u>	<u>0.00</u>	<u>1,660.60</u>	<u>0.00</u>	<u>0.00</u>	<u>29,293.89</u>	<u>0.00</u>
MB26 - MBIA FACILITIES BOND 2018 Total					<u>0.1398</u>	<u>14,029,293.89</u>	<u>14,029,293.89</u>	<u>0.00</u>	<u>1,660.60</u>	<u>0.00</u>	<u>0.00</u>	<u>29,293.89</u>	<u>0.00</u>
MB27 - MBIA TX HERITAGE PARKWAY 2020													
State Pool													
MB27-MBIA TX HERITAGE PARKWAY	AR-0057	State Pool	05/13/20	Open	<u>0.1484</u>	<u>20,000,243.34</u>	<u>20,000,243.34</u>	<u>0.00</u>	<u>243.34</u>	<u>0.00</u>	<u>0.00</u>	<u>30,622.69</u>	<u>0.00</u>
State Pool Total					<u>0.1484</u>	<u>20,000,243.34</u>	<u>20,000,243.34</u>	<u>0.00</u>	<u>243.34</u>	<u>0.00</u>	<u>0.00</u>	<u>30,622.69</u>	<u>0.00</u>
MB27 - MBIA TX HERITAGE PARKWAY 2020 Total					<u>0.1484</u>	<u>20,000,243.34</u>	<u>20,000,243.34</u>	<u>0.00</u>	<u>243.34</u>	<u>0.00</u>	<u>0.00</u>	<u>30,622.69</u>	<u>0.00</u>
PROS - Prosperity Money Mkt. Accts.													
Money Market													
Prosperity-Money Market Accts.	AR-0009	Money Market	11/30/03	Open	<u>0.2086</u>	<u>210,194,488.52</u>	<u>210,194,488.52</u>	<u>0.00</u>	<u>31,053.53</u>	<u>0.00</u>	<u>0.00</u>	<u>45,851,780.40</u>	<u>0.00</u>
Money Market Total					<u>0.2086</u>	<u>210,194,488.52</u>	<u>210,194,488.52</u>	<u>0.00</u>	<u>31,053.53</u>	<u>0.00</u>	<u>0.00</u>	<u>45,851,780.40</u>	<u>0.00</u>
PROS - Prosperity Money Mkt. Accts. Total					<u>0.2086</u>	<u>210,194,488.52</u>	<u>210,194,488.52</u>	<u>0.00</u>	<u>31,053.53</u>	<u>0.00</u>	<u>0.00</u>	<u>45,851,780.40</u>	<u>0.00</u>
TT00 - TEXAS TERM GENERAL													
State Pool													
TT00-TX TERM General	AR-0022	State Pool	11/01/08	Open	<u>0.0882</u>	<u>1,071.53</u>	<u>1,071.53</u>	<u>0.00</u>	<u>0.08</u>	<u>0.00</u>	<u>0.00</u>	<u>21,456.30</u>	<u>0.00</u>
State Pool Total					<u>0.0882</u>	<u>1,071.53</u>	<u>1,071.53</u>	<u>0.00</u>	<u>0.08</u>	<u>0.00</u>	<u>0.00</u>	<u>21,456.30</u>	<u>0.00</u>
TT00 - TEXAS TERM GENERAL Total					<u>0.0882</u>	<u>1,071.53</u>	<u>1,071.53</u>	<u>0.00</u>	<u>0.08</u>	<u>0.00</u>	<u>0.00</u>	<u>21,456.30</u>	<u>0.00</u>
TT02 - TEXAS TERM TOLL OPERATIONS													
State Pool													
TT02-TX TERM Toll Rd. Operation	AR-0024	State Pool	11/01/08	Open	<u>0.0883</u>	<u>1,070.31</u>	<u>1,070.31</u>	<u>0.00</u>	<u>0.08</u>	<u>0.00</u>	<u>0.00</u>	<u>18,000.21</u>	<u>0.00</u>
State Pool Total					<u>0.0883</u>	<u>1,070.31</u>	<u>1,070.31</u>	<u>0.00</u>	<u>0.08</u>	<u>0.00</u>	<u>0.00</u>	<u>18,000.21</u>	<u>0.00</u>
TT02 - TEXAS TERM TOLL OPERATIONS Total					<u>0.0883</u>	<u>1,070.31</u>	<u>1,070.31</u>	<u>0.00</u>	<u>0.08</u>	<u>0.00</u>	<u>0.00</u>	<u>18,000.21</u>	<u>0.00</u>
TT04 - TEXAS TERM ROAD & BRIDGE													
State Pool													
TT04-TX TERM Road & Bridge	AR-0026	State Pool	11/01/08	Open	<u>0.0884</u>	<u>1,068.36</u>	<u>1,068.36</u>	<u>0.00</u>	<u>0.08</u>	<u>0.00</u>	<u>0.00</u>	<u>8,275.64</u>	<u>0.00</u>

Interest Accrual
Ft. Bend County
 Effective Interest - Actual Life
 Receipts in Period
 12/01/20 - 12/31/20

CUSIP	Invest Number	Security Description	Purchase Date	Sale Date	Yield Earned	Ending Par Val/Shares	Ending Amor Val/Cost	Purchased Interest	Int/Div Rec In the Perd	Int/Div Accrued In the Perd	PTD Purch Received	Int/Div Rec Purch/Date	Int/Div Accrued Purch/Date
State Pool Total					<u>0.0884</u>	<u>1,068.36</u>	<u>1,068.36</u>	<u>0.00</u>	<u>0.08</u>	<u>0.00</u>	<u>0.00</u>	<u>8,275.64</u>	<u>0.00</u>
TT04 - TEXAS TERM ROAD & BRIDGE Total					<u>0.0884</u>	<u>1,068.36</u>	<u>1,068.36</u>	<u>0.00</u>	<u>0.08</u>	<u>0.00</u>	<u>0.00</u>	<u>8,275.64</u>	<u>0.00</u>
TT05 - TEXAS TERM DRAINAGE													
State Pool													
TT05-TX TERM Drainage	AR-0027	State Pool	11/01/08	Open	0.0999	354.43	354.43	0.00	0.03	0.00	0.00	5,033.70	0.00
State Pool Total					<u>0.0999</u>	<u>354.43</u>	<u>354.43</u>	<u>0.00</u>	<u>0.03</u>	<u>0.00</u>	<u>0.00</u>	<u>5,033.70</u>	<u>0.00</u>
TT05 - TEXAS TERM DRAINAGE Total					<u>0.0999</u>	<u>354.43</u>	<u>354.43</u>	<u>0.00</u>	<u>0.03</u>	<u>0.00</u>	<u>0.00</u>	<u>5,033.70</u>	<u>0.00</u>

Premium/Discount Amortization

Ft. Bend County

Effective Interest - Actual Life
Receipts in Period
12/01/20 - 12/31/20

15

CUSIP	Invest Number	Security Description	Purchase Date	Amortiz Date	Yield Earned	Beginning Par Val/Shares	Beginning Unamor Val/Cost	Premium Discount	Ending Par Val/Shares	Ending Amor Val/Cost	Unamor Prem/Dscnt	Amortization In the Perd	Amortization Purch/Date
Money Market													
Prosperity-Money Market Accts.													
	AR-0009	Money Market	11/30/03	Open	0.2086	175,743,293.05	175,743,293.05	0.00	210,194,488.52	210,194,488.52	0.00	0.00	0.00
Money Market Total					0.2086	175,743,293.05	175,743,293.05	0.00	210,194,488.52	210,194,488.52	0.00	0.00	0.00
State Pool													
MB02-MBIA General													
	AR-0015	State Pool	11/01/08	Open	0.1400	25,975,728.74	25,975,728.74	0.00	25,978,579.56	25,978,579.56	0.00	0.00	0.00
MB03-MBIA Road & Bridge													
	AR-0016	State Pool	11/01/08	Open	0.1398	3,572,985.24	3,572,985.24	0.00	3,573,408.21	3,573,408.21	0.00	0.00	0.00
MB04-MBIA Drainage													
	AR-0017	State Pool	11/01/08	Open	0.1398	1,288,663.43	1,288,663.43	0.00	1,288,815.99	1,288,815.99	0.00	0.00	0.00
MB06-MBIA Toll Rd. Operations													
	AR-0019	State Pool	11/01/08	Open	0.1400	43,961,673.78	43,961,673.78	0.00	53,966,999.67	53,966,999.67	0.00	0.00	0.00
TT00-TX TERM General													
	AR-0022	State Pool	11/01/08	Open	0.0882	1,071.45	1,071.45	0.00	1,071.53	1,071.53	0.00	0.00	0.00
TT02-TX TERM Toll Rd. Operation													
	AR-0024	State Pool	11/01/08	Open	0.0883	1,070.23	1,070.23	0.00	1,070.31	1,070.31	0.00	0.00	0.00
TT04-TX TERM Road & Bridge													
	AR-0026	State Pool	11/01/08	Open	0.0884	1,068.28	1,068.28	0.00	1,068.36	1,068.36	0.00	0.00	0.00
TT05-TX TERM Drainage													
	AR-0027	State Pool	11/01/08	Open	0.0999	354.40	354.40	0.00	354.43	354.43	0.00	0.00	0.00
LOG1-Logic- General													
	AR-0028	State Pool	11/10/08	Open	0.1508	742,584.36	742,584.36	0.00	742,679.19	742,679.19	0.00	0.00	0.00
LOG2-Logic-Toll Rd. Operations													
	AR-0029	State Pool	11/10/08	Open	0.1508	35,104,385.81	35,104,385.81	0.00	35,108,868.90	35,108,868.90	0.00	0.00	0.00
LOG5-Logic-Drainage													
	AR-0032	State Pool	11/10/08	Open	0.1508	522,011.25	522,011.25	0.00	522,077.92	522,077.92	0.00	0.00	0.00
LOG8-Logic-Road & Bridge													
	AR-0035	State Pool	11/10/08	Open	0.1508	2,522,101.90	2,522,101.90	0.00	2,522,423.99	2,522,423.99	0.00	0.00	0.00
MB12-MBIA ESD 100 AGREEMENT													
	AR-0041	State Pool	08/31/16	Open	0.1398	1,989,242.66	1,989,242.66	0.00	1,989,478.16	1,989,478.16	0.00	0.00	0.00
MB14-MBIA GR PARKWAY OPERATIONS													
	AR-0043	State Pool	08/31/16	Open	0.1401	24,892,013.49	24,892,013.49	0.00	34,895,081.86	34,895,081.86	0.00	0.00	0.00
MB17 - SR LIEN BOND 2016													
	AR-0046	State Pool	12/09/16	Open	0.1398	8,015,790.38	8,015,790.38	0.00	8,016,739.29	8,016,739.29	0.00	0.00	0.00
LO10-LOGIC-COUNTY'S CARE ACT													
	AR-0047	State Pool	05/12/20	Open	0.1508	47,134,807.49	47,134,807.49	0.00	47,140,826.98	47,140,826.98	0.00	0.00	0.00
MB18-MBIA COUNTY'S CARES ACT													
	AR-0048	State Pool	05/12/20	Open	0.1364	19,101,492.50	19,101,492.50	0.00	0.00	0.00	0.00	0.00	0.00
MB19-MBIA FBC ASSIST. DIST. #2													
	AR-0049	State Pool	05/13/20	Open	0.1398	2,504,934.55	2,504,934.55	0.00	2,505,231.11	2,505,231.11	0.00	0.00	0.00
MB20- MBIA FBC ASSIST. DIST. #4													
	AR-0050	State Pool	05/13/20	Open	0.1398	1,252,467.24	1,252,467.24	0.00	1,252,615.52	1,252,615.52	0.00	0.00	0.00
MB21-MBIA FBC ASSIST. DIST. #6													
	AR-0051	State Pool	05/13/20	Open	0.1398	2,003,947.66	2,003,947.66	0.00	2,004,184.89	2,004,184.89	0.00	0.00	0.00
MB22-MBIA FBC ASSIST. DIST. #9													
	AR-0052	State Pool	05/13/20	Open	0.0000	0.00	0.00	0.00	0.00	0.00	0.00	0.00	0.00
MB23-MBIA JUVENILE													
	AR-0053	State Pool	05/13/20	Open	0.1416	2,511,412.36	2,511,412.36	0.00	9,511,794.80	9,511,794.80	0.00	0.00	0.00
MB24-MBIA DEBT SERVICE													
	AR-0054	State Pool	05/13/20	Open	0.1484	0.00	0.00	0.00	10,000,121.67	10,000,121.67	0.00	0.00	0.00
MB25-MBIA DRAINAGE DEBT SERVICE													
	AR-0055	State Pool	05/13/20	Open	0.1398	1,001,973.77	1,001,973.77	0.00	1,002,092.38	1,002,092.38	0.00	0.00	0.00
MB26-FACILITIES BOND 2018													
	AR-0056	State Pool	05/13/20	Open	0.1398	14,027,633.29	14,027,633.29	0.00	14,029,293.89	14,029,293.89	0.00	0.00	0.00
MB27-MBIA TX HERITAGE PARKWAY													
	AR-0057	State Pool	05/13/20	Open	0.1484	0.00	0.00	0.00	20,000,243.34	20,000,243.34	0.00	0.00	0.00
State Pool Total					0.1441	238,129,414.26	238,129,414.26	0.00	276,055,121.95	276,055,121.95	0.00	0.00	0.00
Investment Total					0.1723	413,872,707.31	413,872,707.31	0.00	486,249,610.47	486,249,610.47	0.00	0.00	0.00

Open Investments

Ft. Bend County

Effective Interest - Actual Life
Receipts in Period
12/31/20

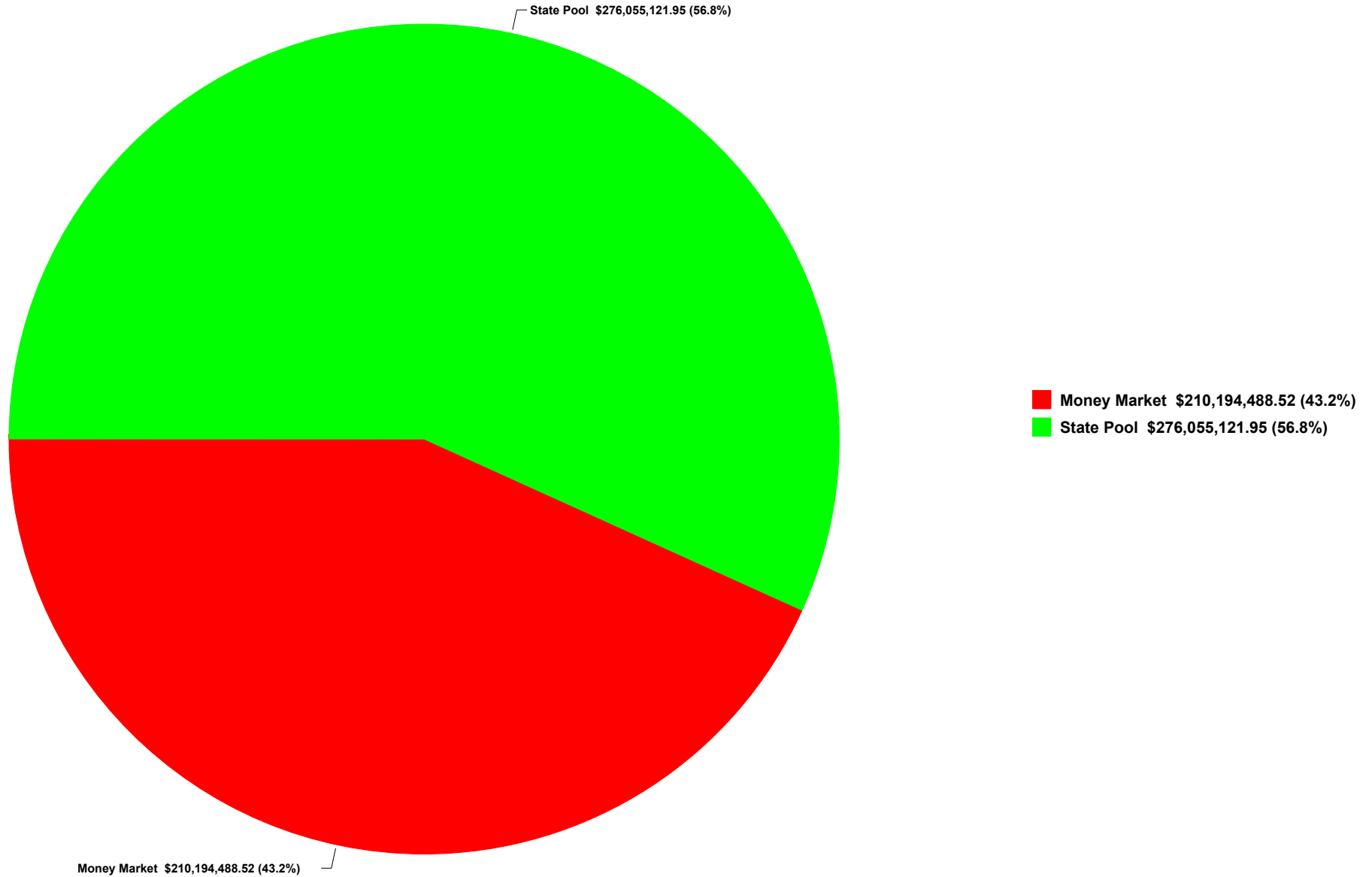
CUSIP	Invest Number	Security Description	Invest Class	Purchase Date	Call Date	Purchase Institut	SafeKeep Institut	Issuing Institut	Yield Matur	Yield Call	Original Unit Cost	Original Par Val/Shares	Original Princ/Cost	Orig Prem Discount	Ending Unit Price	Ending Par Val/Shares	Ending Amor Val/Cost	Ending Prem/Dscnt																																																									
Money Market																																																																											
Prosperity-Money Market Accts. AR-0009 Money Market 11/30/03 Open 100 None 100 0.1500 0.1500 1.000000 12,505,577.66 12,505,577.66 0.00 1.000000 210,194,488.52 210,194,488.52 0.00																																																																											
Money Market Total																																																																											
State Pool																																																																											
MB02-MBIA General AR-0015 State Pool 11/01/08 Open 2000 None 2000 0.1398 0.1398 1.000000 17,374,917.83 17,374,917.83 0.00 1.000000 25,978,579.56 25,978,579.56 0.00																																																																											
MB03-MBIA Road & Bridge AR-0016 State Pool 11/01/08 Open 2000 None 2000 0.1398 0.1398 1.000000 2,856,438.24 2,856,438.24 0.00 1.000000 3,573,408.21 3,573,408.21 0.00																																																																											
MB04-MBIA Drainage AR-0017 State Pool 11/01/08 Open 2000 None 2000 0.1398 0.1398 1.000000 1,267,218.21 1,267,218.21 0.00 1.000000 1,288,815.99 1,288,815.99 0.00																																																																											
MB06-MBIA Toll Rd. Operations AR-0019 State Pool 11/01/08 Open 2000 None 2000 0.1398 0.1398 1.000000 3,143,377.27 3,143,377.27 0.00 1.000000 53,966,999.67 53,966,999.67 0.00																																																																											
TT00-TX TERM General AR-0022 State Pool 11/01/08 Open 2005 None 2005 0.0900 0.0900 1.000000 10,006,437.87 10,006,437.87 0.00 1.000000 1,071.53 1,071.53 0.00																																																																											
TT02-TX TERM Toll Rd. Operation AR-0024 State Pool 11/01/08 Open 2005 None 2005 0.0900 0.0900 0.000000 0.00 0.00 0.00 1.000000 1,070.31 1,070.31 0.00																																																																											
TT04-TX TERM Road & Bridge AR-0026 State Pool 11/01/08 Open 2005 None 2005 0.0900 0.0900 1.000000 10,463.28 10,463.28 0.00 1.000000 1,068.36 1,068.36 0.00																																																																											
TT05-TX TERM Drainage AR-0027 State Pool 11/01/08 Open 2005 None 2005 0.0900 0.0900 1.000000 109,774.61 109,774.61 0.00 1.000000 354.43 354.43 0.00																																																																											
LOG1-Logic- General AR-0028 State Pool 11/10/08 Open 200 None 200 0.1504 0.1504 1.000000 10,000,000.00 10,000,000.00 0.00 1.000000 742,679.19 742,679.19 0.00																																																																											
LOG2-Logic-Toll Rd.Operations AR-0029 State Pool 11/10/08 Open 200 None 200 0.1504 0.1504 1.000000 2,000,000.00 2,000,000.00 0.00 1.000000 35,108,868.90 35,108,868.90 0.00																																																																											
LOG5-Logic-Drainage AR-0032 State Pool 11/10/08 Open 200 None 200 0.1504 0.1504 1.000000 500,000.00 500,000.00 0.00 1.000000 522,077.92 522,077.92 0.00																																																																											
LOG8-Logic-Road & Bridge AR-0035 State Pool 11/10/08 Open 200 None 200 0.1504 0.1504 1.000000 1,000,000.00 1,000,000.00 0.00 1.000000 2,522,423.99 2,522,423.99 0.00																																																																											
MB12-MBIA ESD 100 AGREEMENT AR-0041 State Pool 08/31/16 Open 2000 None 2000 0.1398 0.1398 1.000000 3,900,000.00 3,900,000.00 0.00 1.000000 1,989,478.16 1,989,478.16 0.00																																																																											
MB14-MBIA GR PARKWAY OPERATIONS AR-0043 State Pool 08/31/16 Open 2000 None 2000 0.1398 0.1398 1.000000 8,500,000.00 8,500,000.00 0.00 1.000000 34,895,081.86 34,895,081.86 0.00																																																																											
MB17 - SR LIEN BOND 2016 AR-0046 State Pool 12/09/16 Open 2000 None 2000 0.1398 0.1398 1.000000 35,000,000.00 35,000,000.00 0.00 1.000000 8,016,739.29 8,016,739.29 0.00																																																																											
LO10-LOGIC-COUNTY'S CARE ACT AR-0047 State Pool 05/12/20 Open 200 None 200 0.1504 0.1504 1.000000 67,000,000.00 67,000,000.00 0.00 1.000000 47,140,826.98 47,140,826.98 0.00																																																																											
MB18-MBIA COUNTY'S CARES ACT AR-0048 State Pool 05/12/20 Open 2000 None 2000 0.1398 0.1398 1.000000 67,000,000.00 67,000,000.00 0.00 0.000000 0.00 0.00 0.00																																																																											
MB19-MBIA FBC ASSIST. DIST. #2 AR-0049 State Pool 05/13/20 Open 2000 None 2000 0.1398 0.1398 1.000000 2,500,000.00 2,500,000.00 0.00 1.000000 2,505,231.11 2,505,231.11 0.00																																																																											
MB20- MBIA FBC ASSIST. DIST. #4 AR-0050 State Pool 05/13/20 Open 2000 None 2000 0.1398 0.1398 1.000000 1,250,000.00 1,250,000.00 0.00 1.000000 1,252,615.52 1,252,615.52 0.00																																																																											
MB21-MBIA FBC ASSIST. DIST. #6 AR-0051 State Pool 05/13/20 Open 2000 None 2000 0.1398 0.1398 1.000000 2,000,000.00 2,000,000.00 0.00 1.000000 2,004,184.89 2,004,184.89 0.00																																																																											
MB22-MBIA FBC ASSIST. DIST. #9 AR-0052 State Pool 05/13/20 Open 2000 None 2000 0.1771 0.1771 1.000000 1,000,000.00 1,000,000.00 0.00 0.000000 0.00 0.00 0.00																																																																											
MB23-MBIA JUVENILE AR-0053 State Pool 05/13/20 Open 2000 None 2000 0.1398 0.1398 1.000000 8,000,000.00 8,000,000.00 0.00 1.000000 9,511,794.80 9,511,794.80 0.00																																																																											
MB24-MBIA DEBT SERVICE AR-0054 State Pool 05/13/20 Open 2000 None 2000 0.1398 0.1398 1.000000 21,000,000.00 21,000,000.00 0.00 1.000000 10,000,121.67 10,000,121.67 0.00																																																																											
MB25-MBIA DRAINAGE DEBT SERVICE AR-0055 State Pool 05/13/20 Open 2000 None 2000 0.1398 0.1398 1.000000 1,000,000.00 1,000,000.00 0.00 1.000000 1,002,092.38 1,002,092.38 0.00																																																																											
MB26-FACILITIES BOND 2018 AR-0056 State Pool 05/13/20 Open 2000 None 2000 0.1398 0.1398 1.000000 14,000,000.00 14,000,000.00 0.00 1.000000 14,029,293.89 14,029,293.89 0.00																																																																											
MB27-MBIA TX HERITAGE PARKWAY AR-0057 State Pool 05/13/20 Open 2000 None 2000 0.1398 0.1398 1.000000 17,000,000.00 17,000,000.00 0.00 1.000000 20,000,243.34 20,000,243.34 0.00																																																																											
State Pool Total																																																																											
Investment Total																																																																											
<table style="width: 100%; border-collapse: collapse;"> <tr> <td style="width: 10%;"></td> <td style="width: 10%;"></td> <td style="width: 10%;"></td> <td style="width: 10%;"></td> <td style="width: 10%;"></td> <td style="width: 10%;"></td> <td style="width: 10%;"></td> <td style="width: 10%;"></td> <td style="width: 10%;"></td> <td style="width: 10%;"></td> <td style="width: 10%;"></td> <td style="width: 10%;"></td> <td style="width: 10%;"></td> <td style="width: 10%;"></td> <td style="width: 10%;"></td> <td style="width: 10%;"></td> <td style="width: 10%;"></td> <td style="width: 10%;"></td> <td style="width: 10%;"></td> </tr> <tr> <td></td> <td></td> <td></td> <td></td> <td></td> <td></td> <td></td> <td></td> <td></td> <td style="text-align: right;"><u>0.1431</u></td> <td style="text-align: right;"><u>0.1431</u></td> <td style="text-align: right;"><u>1.000000</u></td> <td style="text-align: right;"><u>297,418,627.31</u></td> <td style="text-align: right;"><u>297,418,627.31</u></td> <td style="text-align: right;"><u>0.00</u></td> <td style="text-align: right;"><u>1.000000</u></td> <td style="text-align: right;"><u>276,055,121.95</u></td> <td style="text-align: right;"><u>276,055,121.95</u></td> <td style="text-align: right;"><u>0.00</u></td> </tr> <tr> <td></td> <td></td> <td></td> <td></td> <td></td> <td></td> <td></td> <td></td> <td></td> <td style="text-align: right;"><u>0.1458</u></td> <td style="text-align: right;"><u>0.1458</u></td> <td style="text-align: right;"><u>1.000000</u></td> <td style="text-align: right;"><u>309,924,204.97</u></td> <td style="text-align: right;"><u>309,924,204.97</u></td> <td style="text-align: right;"><u>0.00</u></td> <td style="text-align: right;"><u>1.000000</u></td> <td style="text-align: right;"><u>486,249,610.47</u></td> <td style="text-align: right;"><u>486,249,610.47</u></td> <td style="text-align: right;"><u>0.00</u></td> </tr> </table>																																															<u>0.1431</u>	<u>0.1431</u>	<u>1.000000</u>	<u>297,418,627.31</u>	<u>297,418,627.31</u>	<u>0.00</u>	<u>1.000000</u>	<u>276,055,121.95</u>	<u>276,055,121.95</u>	<u>0.00</u>										<u>0.1458</u>	<u>0.1458</u>	<u>1.000000</u>	<u>309,924,204.97</u>	<u>309,924,204.97</u>	<u>0.00</u>	<u>1.000000</u>	<u>486,249,610.47</u>	<u>486,249,610.47</u>	<u>0.00</u>
									<u>0.1431</u>	<u>0.1431</u>	<u>1.000000</u>	<u>297,418,627.31</u>	<u>297,418,627.31</u>	<u>0.00</u>	<u>1.000000</u>	<u>276,055,121.95</u>	<u>276,055,121.95</u>	<u>0.00</u>																																																									
									<u>0.1458</u>	<u>0.1458</u>	<u>1.000000</u>	<u>309,924,204.97</u>	<u>309,924,204.97</u>	<u>0.00</u>	<u>1.000000</u>	<u>486,249,610.47</u>	<u>486,249,610.47</u>	<u>0.00</u>																																																									

Open Investments

Ft. Bend County

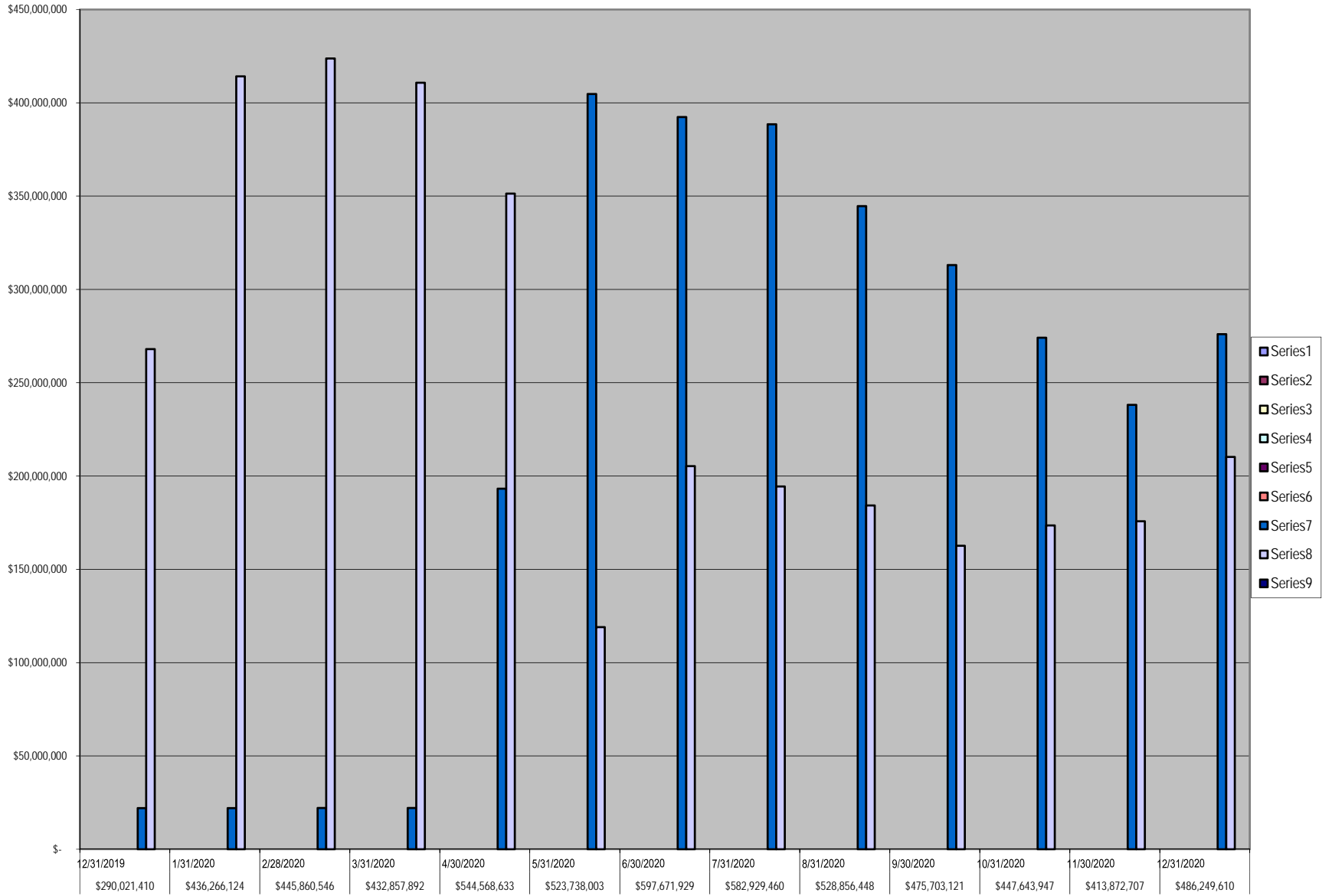
Effective Interest - Actual Life
Receipts in Period
12/31/20

Showing Ending Par Val/Shares: \$486,249,610.47



FBC INVESTMENT TRAILING 12 MONTHS

Open		FARMERS											Prosperity	Prosperity -
Investments		MAC DN	FFCB	FHLB	FHLMC	FNMA	FNMA	DISCOUNT	NOTE	State Pool	Money Market	Invst. Acct.		
\$ 290,021,410	12/31/2019	\$ -	\$ -	\$ -	\$ -	\$ -	\$ -	\$ -	\$ -	\$ 22,017,480	\$ 268,003,930	\$ -	\$ -	\$ -
\$ 436,266,124	1/31/2020	\$ -	\$ -	\$ -	\$ -	\$ -	\$ -	\$ -	\$ -	\$ 22,051,886	\$ 414,214,238	\$ -	\$ -	\$ -
\$ 445,860,546	2/28/2020	\$ -	\$ -	\$ -	\$ -	\$ -	\$ -	\$ -	\$ -	\$ 22,082,825	\$ 423,777,721	\$ -	\$ -	\$ -
\$ 432,857,892	3/31/2020	\$ -	\$ -	\$ -	\$ -	\$ -	\$ -	\$ -	\$ -	\$ 22,110,095	\$ 410,747,797	\$ -	\$ -	\$ -
\$ 544,568,633	4/30/2020	\$ -	\$ -	\$ -	\$ -	\$ -	\$ -	\$ -	\$ -	\$ 193,238,431	\$ 351,330,202	\$ -	\$ -	\$ -
\$ 523,738,003	5/31/2020	\$ -	\$ -	\$ -	\$ -	\$ -	\$ -	\$ -	\$ -	\$ 404,698,430	\$ 119,039,573	\$ -	\$ -	\$ -
\$ 597,671,929	6/30/2020	\$ -	\$ -	\$ -	\$ -	\$ -	\$ -	\$ -	\$ -	\$ 392,395,341	\$ 205,276,588	\$ -	\$ -	\$ -
\$ 582,929,460	7/31/2020	\$ -	\$ -	\$ -	\$ -	\$ -	\$ -	\$ -	\$ -	\$ 388,541,826	\$ 194,387,634	\$ -	\$ -	\$ -
\$ 528,856,448	8/31/2020	\$ -	\$ -	\$ -	\$ -	\$ -	\$ -	\$ -	\$ -	\$ 344,641,682	\$ 184,214,766	\$ -	\$ -	\$ -
\$ 475,703,121	9/30/2020	\$ -	\$ -	\$ -	\$ -	\$ -	\$ -	\$ -	\$ -	\$ 313,084,724	\$ 162,618,397	\$ -	\$ -	\$ -
\$ 447,643,947	10/31/2020	\$ -	\$ -	\$ -	\$ -	\$ -	\$ -	\$ -	\$ -	\$ 274,128,242	\$ 173,515,705	\$ -	\$ -	\$ -
\$ 413,872,707	11/30/2020	\$ -	\$ -	\$ -	\$ -	\$ -	\$ -	\$ -	\$ -	\$ 238,129,414	\$ 175,743,293	\$ -	\$ -	\$ -
\$ 486,249,610	12/31/2020	\$ -	\$ -	\$ -	\$ -	\$ -	\$ -	\$ -	\$ -	\$ 276,055,122	\$ 210,194,488	\$ -	\$ -	\$ -



Wendt, Sandra

From: Laura Turner (111) <Laura.Turner@prosperitybankusa.com>
Sent: Tuesday, December 1, 2020 9:01 AM
To: Elster, Melissa; Brogdon, Jennifer; Segura, Maria; Wendt, Sandra; Surratt, Carrie
Subject: December interest rates

Good morning!

The rate for December will be 0.25% on all NOW accounts and the following on the Money Market Accounts:

Tier 1 \$0-\$9,999.99 0.05% 0.25%
 Tier 2 \$10,000-\$24,999.99 0.05% 0.25%
 Tier 3 \$25,000-\$49,999.99 0.10% 0.30%
 Tier 4 \$50,000-\$99,999.99 0.15% 0.35%
 Tier 5 \$100,000-\$249,999.99 0.20% 0.40%
 Tier 6 \$250,000-\$999,999.99 0.25% 0.45%

Laura Turner

Assistant Vice President

Lending Assistant

Prosperity Bank

Sugar Land Banking Center

14060 Southwest Freeway, Sugar Land TX 77478

Phone: 281-269-7200

Direct: 281-269-7254

Fax: 281-269-7108

Shoretel: 37254

Email: Laura.Turner@ProsperityBankUSA.com

NYSE: PB

Handy information should the need arise.....

281-242-4762 Fastline

1.866.985.2273 To Activate & Pin your Debit Card

1.800.684.2132 Report your card Lost/Stolen ATM/Debit Card

1.800.531.1401 Customer Service Center Mon-->Fri. 7am-7pm & Sat. 9am-5pm (can also assist with debit card issues).



This transmission may contain information that is privileged, confidential and or exempt from disclosure under applicable law. If you are not the intended recipient, you are hereby notified that any disclosure, copying,



1/5/2021



To Whom It May Concern,

In accordance with Cadence Bank's Depository Bid, the interest rate for the month of December 2020 is a fixed rate of 0.15% for all Fort Bend County interest-bearing accounts.

Sincerely,

Beth Wermeling

Beth Wermeling
SVP, Treasury Management Officer
Cadence Bank N.A.



Texas CLASS

Texas CLASS
 AVERAGE MONTHLY YIELD: 0.1398%

Date	Dividend Rate	Daily Yield
12/01/2020	0.000003713	0.1359%
12/02/2020	0.000003691	0.1351%
12/03/2020	0.000003734	0.1366%
12/04/2020	0.000011214	0.1368%
12/05/2020	0.000000000	0.1368%
12/06/2020	0.000000000	0.1368%
12/07/2020	0.000003792	0.1388%
12/08/2020	0.000003828	0.1401%
12/09/2020	0.000003796	0.1389%
12/10/2020	0.000003739	0.1369%
12/11/2020	0.000011274	0.1376%
12/12/2020	0.000000000	0.1376%
12/13/2020	0.000000000	0.1376%
12/14/2020	0.000003711	0.1358%
12/15/2020	0.000003814	0.1396%
12/16/2020	0.000003965	0.1451%
12/17/2020	0.000003966	0.1451%
12/18/2020	0.000011892	0.1451%
12/19/2020	0.000000000	0.1451%
12/20/2020	0.000000000	0.1451%
12/21/2020	0.000003966	0.1451%
12/22/2020	0.000003691	0.1351%
12/23/2020	0.000003691	0.1351%
12/24/2020	0.000014764	0.1351%
12/25/2020	0.000000000	0.1351%
12/26/2020	0.000000000	0.1351%
12/27/2020	0.000000000	0.1351%
12/28/2020	0.000003966	0.1451%
12/29/2020	0.000003964	0.1451%
12/30/2020	0.000003965	0.1451%
12/31/2020	0.000004238	0.1551%

Performance results are shown net of all fees and expenses and reflect the reinvestment of dividends and other earnings. Many factors affect performance including changes in market conditions and interest rates and in response to other economic, political, or financial developments. Investment involves risk including the possible loss of principal. No assurance can be given that the performance objectives of a given strategy will be achieved. **Past performance is no guarantee of future results. Any financial and/or investment decision may incur losses.**

Tel: (800) 707-6242

<https://www.texasclass.com/>

This information is for institutional investor use only, not for further distribution to retail investors, and does not represent an offer to sell or a solicitation of an offer to buy or sell any fund or other security. Investors should consider the Pool's investment objectives, risks, charges and expenses before investing. This and other information about the Pool is available in the Pool's Information Statement, which should be read carefully before investing. A copy of the Pool's Information Statement may be obtained by calling 1-866-839-8376 or is available on the Pool's website at www.texasdailynet.net. While TexasDAILY seeks to maintain a stable net asset value of \$1.00 per share and TexasTERM seeks to achieve a net asset value of \$1.00 per share at its stated maturity, it is possible to lose money investing in the Pool. An investment in the Pool is not insured or guaranteed by the Federal Deposit Insurance Corporation or any other government agency. Shares of the Pool are distributed by PFM Fund Distributors, Inc., member Financial Industry Regulatory Authority (FINRA) (www.finra.org) and Securities Investor Protection Corporation (SIPC) (www.sipc.org). PFM Fund Distributors, Inc. is a wholly owned subsidiary of PFM Asset Management LLC.

(1) The current yield, which is also known as the current annualized yield or current seven-day yield, represents the net change, exclusive of share) over a seven-day base period expressed as a percentage of the value of one share at the beginning of the seven-day period. This resulting net change in account value is then annualized by multiplying it by 365 and dividing the result by 7. The yields shown may reflect fee waivers by service providers that subsidize and reduce the total operating expenses of the TexasDAILY portfolio. Portfolio yields would be lower if there were no such waivers.

(2) The monthly distribution yield represents the sum of a month's one-day allocation factors divided by the number of days in that month, and multiplied by 365. The yields shown may reflect fee waivers by service providers that subsidize and reduce the total operating expenses of the TexasDAILY portfolio. Portfolio yields would be lower if there were no such waivers.

Past performance is not indicative of future results and yields may vary.

**1-866-TEX-TERM
Call Toll-Free**

December	0.15%	0.11%	0.13%	0.04%	0.07%	0.23%	0.50%	1.21%	2.32%	1.66%	0.09%
November	0.17%	0.08%	0.13%	0.04%	0.06%	0.15%	0.45%	1.09%	2.21%	1.74%	0.10%
October	0.19%	0.07%	0.13%	0.04%	0.06%	0.15%	0.47%	1.05%	2.15%	1.97%	0.12%
September	0.21%	0.07%	0.13%	0.05%	0.06%	0.13%	0.50%	1.03%	2.03%	2.15%	0.14%
August	0.24%	0.08%	0.13%	0.05%	0.06%	0.11%	0.47%	1.00%	1.99%	2.21%	0.16%
July	0.23%	0.06%	0.13%	0.05%	0.05%	0.10%	0.45%	0.96%	1.96%	2.38%	0.22%
June	0.21%	0.09%	0.13%	0.05%	0.04%	0.09%	0.44%	0.85%	1.85%	2.41%	0.24%
May	0.19%	0.09%	0.12%	0.08%	0.04%	0.09%	0.43%	0.76%	1.75%	2.41%	0.41%
April	0.19%	0.10%	0.10%	0.08%	0.04%	0.09%	0.42%	0.75%	1.65%	2.42%	0.83%
March	0.18%	0.14%	0.10%	0.10%	0.04%	0.09%	0.41%	0.66%	1.50%	2.41%	1.20%
February	0.17%	0.17%	0.10%	0.10%	0.04%	0.08%	0.39%	0.59%	1.40%	2.40%	1.58%
January	0.17%	0.14%	0.08%	0.12%	0.04%	0.07%	0.35%	0.58%	1.34%	2.40%	1.61%
	2010	2011	2012	2013	2014	2015	2016	2017	2018	2019	2020

Monthly Distribution Yields²

Historical Rates

Current Yield¹

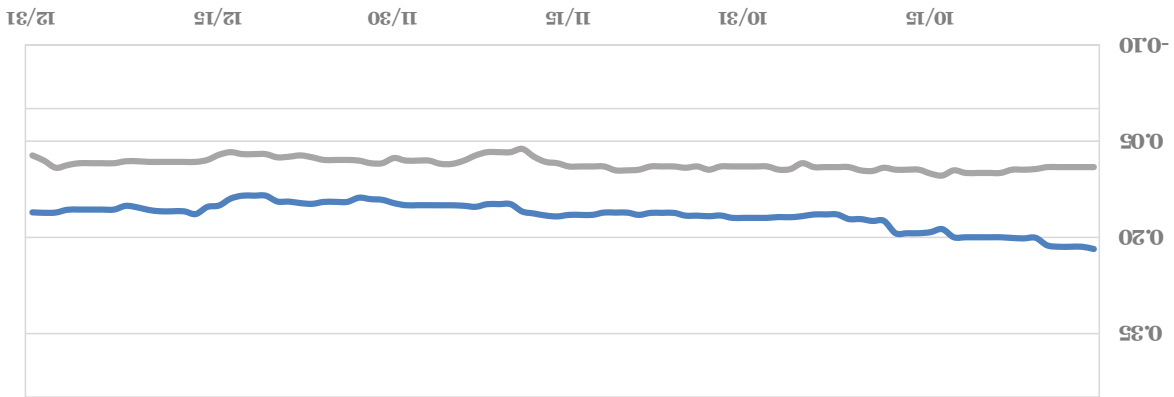
0.09%

December 31, 2020

Current Rates:



LOGIC VERSUS 90-DAY TREASURY BILL



— LOGIC Rate — 90 Day T-BILL Rate

This material is for information purposes only. This information does not represent an offer to buy or sell a security. The above rate information is obtained from sources that are believed to be reliable; however, its accuracy or completeness may be subject to change. The LOGIC management fee may be waived in full or in part at the discretion of the LOGIC co-administrators and the LOGIC rate for the period shown reflects waiver of fees. This table represents historical performance/return to the customer, net of fees, and is not an indication of future performance. An investment in the security is not insured or guaranteed by the Federal Deposit Insurance Corporation or any other government agency. Although the issuer seeks to preserve the value of an investment of \$1.00 per share, it is possible to lose money by investing in the security. Information about these and other program details are in the fund's Information Statement which should be read carefully before investing. The yield on the 90-Day Treasury Bill ("T-Bill Yield") is shown for comparative purposes only. When comparing the investment returns of the LOGIC pool to the T-Bill Yield, you should know that the LOGIC pool consists of allocations of specific diversified securities as detailed in the respective Information Statements. The T-Bill Yield is taken from Bloomberg Finance L.P. and represents the daily closing yield on the then current 90-Day T-Bill. The LOGIC yield is calculated in accordance with regulations governing the registration of open-end management investment companies under the Investment Company Act of 1940 as promulgated from time to time by the federal securities and Exchange Commission.

DAILY SUMMARY FOR DECEMBER 2020

DATE	MNY MKT FUND	DAILY ALLOCATION	INVESTED BALANCE	MARKET VALUE PER SHARE	WAM	DAYS (1)*	WAL	DAYS (2)*
12/1/2020	0.1416%	0.000003879	\$8,239,809,890.81	1.00138	53	1.00138	73	73
12/2/2020	0.1405%	0.000003849	\$8,250,606,055.12	1.00139	57	1.00139	77	77
12/3/2020	0.1382%	0.000003785	\$8,289,818,561.58	1.00137	57	1.00137	76	76
12/4/2020	0.1448%	0.000003967	\$8,242,705,062.71	1.00123	55	1.00123	74	74
12/5/2020	0.1448%	0.000003967	\$8,242,705,062.71	1.00123	55	1.00123	74	74
12/6/2020	0.1448%	0.000003967	\$8,242,705,062.71	1.00123	55	1.00123	74	74
12/7/2020	0.1479%	0.000004052	\$8,268,512,695.81	1.00130	57	1.00130	77	77
12/8/2020	0.1468%	0.000004023	\$8,248,041,573.05	1.00130	57	1.00130	76	76
12/9/2020	0.1444%	0.000003955	\$8,313,498,184.51	1.00128	56	1.00128	75	75
12/10/2020	0.1442%	0.000003951	\$8,329,070,243.44	1.00127	55	1.00127	73	73
12/11/2020	0.1350%	0.000003698	\$8,799,787,348.22	1.00107	51	1.00107	69	69
12/12/2020	0.1350%	0.000003698	\$8,799,787,348.22	1.00107	51	1.00107	69	69
12/13/2020	0.1350%	0.000003698	\$8,799,787,348.22	1.00107	51	1.00107	69	69
12/14/2020	0.1396%	0.000003824	\$8,806,470,203.75	1.00120	54	1.00120	71	71
12/15/2020	0.1506%	0.000004125	\$8,709,558,281.98	1.00121	57	1.00121	74	74
12/16/2020	0.1528%	0.000004185	\$8,719,832,456.00	1.00122	58	1.00122	74	74
12/17/2020	0.1641%	0.000004497	\$8,180,355,478.80	1.00118	60	1.00118	78	78
12/18/2020	0.1597%	0.000004374	\$8,309,342,623.72	1.00105	56	1.00105	74	74
12/19/2020	0.1597%	0.000004374	\$8,309,342,623.72	1.00105	56	1.00105	74	74
12/20/2020	0.1597%	0.000004374	\$8,309,342,623.72	1.00105	56	1.00105	74	74
12/21/2020	0.1577%	0.000004320	\$8,482,462,016.20	1.00113	55	1.00113	72	72
12/22/2020	0.1535%	0.000004205	\$8,546,114,127.68	1.00114	56	1.00114	72	72
12/23/2020	0.1511%	0.000004139	\$8,738,968,327.78	1.00109	55	1.00109	71	71
12/24/2020	0.1570%	0.000004300	\$8,761,700,503.73	1.00094	54	1.00094	70	70
12/25/2020	0.1570%	0.000004300	\$8,761,700,503.73	1.00094	54	1.00094	70	70
12/26/2020	0.1570%	0.000004300	\$8,761,700,503.73	1.00094	54	1.00094	70	70
12/27/2020	0.1570%	0.000004300	\$8,761,700,503.73	1.00094	54	1.00094	70	70
12/28/2020	0.1573%	0.000004310	\$8,786,392,208.34	1.00107	53	1.00107	69	69
12/29/2020	0.1617%	0.000004430	\$8,844,258,956.98	1.00102	55	1.00102	71	71
12/30/2020	0.1621%	0.000004441	\$8,775,826,691.50	1.00101	56	1.00101	71	71
12/31/2020	0.1614%	0.000004422	\$8,800,157,115.22	1.00085	54	1.00085	70	70
Average	0.1504%	0.000004120	\$8,530,066,457.66	55	73	73	24	24

Prosperity Bank
Money Market Accounts
December 31, 2020

FUND	DESCRIPTION	BEGINNING BALANCE	DEPOSITS	WITH- DRAWALS	INTEREST	ENDING BALANCE
100	General Operating	41,505,919.00	117,409,418.79	91,220,074.51	6,828.80	67,702,092.08
150	Juvenile Operations	13,793,704.72	217,252.02	8,581,068.36	1,902.67	5,431,791.05
155	Road & Bridge	2,160,269.42	2,096,618.13	1,626,210.88	282.44	2,630,959.11
160	Drainage District	5,908,291.20	3,727,623.13	8,751,473.25	392.31	884,833.39
165	Lateral Road	1,254,390.61	-	-	251.91	1,254,642.52
170	Statue Restoration	4,613.98	-	-	0.70	4,614.68
175	City Water Assistance	2,354.33	221.00	-	0.37	2,575.70
185	Entex Contributions	4.71	-	-	-	4.71
190	H L & P Assistance	21,202.66	-	3,419.97	3.04	17,785.73
195	County Law Library	1,328,384.10	29,187.24	41,930.12	200.26	1,315,841.48
200	Law Enforcement Academy	451,746.74	4,687.69	8,717.00	68.05	447,785.48
205	Surface Water Supply Corp.	8,338.95	-	-	1.26	8,340.21
206	Industrial Development Corp	35,698.55	-	12,501.51	5.11	23,202.15
207	FBC Historical Commission	10,195.58	-	-	1.55	10,197.13
215	Library Donations	108,467.11	100.00	1,099.46	19.07	107,486.72
225	FBC Asset Forfei.Task-State	835,998.67	51,231.78	2,105.18	130.63	885,255.90
235	Probate Court Training	142,306.35	944.90	-	25.16	143,276.41
245	Alert Program-Juvenile	55,741.57	-	-	9.14	55,750.71
255	D A Asset Forfeiture-Fed.	55.45	-	-	-	55.45
265	Gus George Memorial	4,690.14	-	-	0.71	4,690.85
275	D A Special Fund Run	8,152.38	-	-	1.24	8,153.62
280	Co-Atty.Supplemental Salary	286,443.74	-	7,681.92	53.38	278,815.20
290	VIT Interest (Tax Coll)	110,755.98	1,271.74	-	19.53	112,047.25
300	FBC Elections	269,298.69	102,948.51	153,021.03	33.20	219,259.37
305	FBC Asset Forfic.Task-Fed.	39,989.10	-	1,680.07	5.83	38,314.86
310	Sheriff Ofc/Forfei.Assets-St.	846,640.40	-	40,187.65	156.67	806,609.42
315	Sheriff Ofc/Forfei.Assets-Fed.	184,232.53	-	17,085.41	32.21	167,179.33
320	Constable Pct. 2 F/A	24.08	-	-	-	24.08
322	Constable Pct 3 F/A	4,832.25	-	-	0.74	4,832.99
324	Constable Pct 1 F/A	0.76	-	-	-	0.76
332	Fire Marshal St. Ass't. Forfeiture	703.23	729.53	-	0.13	1,432.89
335	DA Asset Forfeit.-State	613,079.27	-	8,438.41	92.31	604,733.17
360	Law Enforcement Training	298,068.31	-	-	56.20	298,124.51
390	Child Protective Service IV-E	186,290.61	2,058.07	13,129.24	32.29	175,251.73

402	Hope 3 Program Sales	60.96	-	-	-	60.97
410	Child Support IVD Reimb.	345,988.99	1,391.08	-	-	347,445.31
415	Local Law Enf.Block Grant	57,281.25	-	734.33	9.38	56,556.30
440	Supervision	3,597,442.87	1,099,284.53	618,003.17	616.74	4,079,240.97
470	FBC Assist District #16	5,752.96	1,932.12	854.87	0.94	6,831.15
474	FBC Assist District #20	21,232.39	8,426.80	3,120.05	3.59	26,542.73
600/605	Debt Service Account	11,713,312.07	9,100,485.09	10,254,554.58	2,496.89	10,561,739.47
610	Drainage Debt Service	270,070.84	514,734.23	-	56.02	784,861.09
750	Mission Bend/Four Corners	450,227.22	-	4,719.59	67.63	445,575.26
756	2018 Facilities Bond Projects	2,639,764.05	-	511,971.09	369.50	2,128,162.46
760	2020 Facilities Bond Projects	6,603,962.63	-	1,250,778.14	951.84	5,354,136.33
762	2020 Mobility Projects	28,963,559.80	291,057.95	4,308,981.42	4,107.24	24,949,743.57
764	2020 Drainage Flood Projects	-	30,152,112.28	12,807,660.28	779.69	17,345,231.69
766	2020 Mobility - Tx Heritage Pkwy	2,345,925.46	25,137,546.35	20,464,763.02	1,137.18	7,019,845.97
768	2020A Tax Notes	-	12,998,000.00	-	745.79	12,998,745.79
802	Sr. Lien Toll Rd Rev Bonds 2016	2,687,855.21	-	1,132,243.27	294.33	1,555,906.27
810	Toll Road Operations	11,004,469.58	6,116,355.54	10,726,967.56	2,099.04	6,395,956.60
815	Grand Pkwy Toll Road Ops	12,175,738.45	22,881,231.62	29,668,284.01	2,183.09	5,390,869.15
990	County's Cares Act	3,116,890.60	19,395,312.16	14,472,523.52	1,517.02	8,041,196.26
TREA	Treasurer's Account	36,092.10	137,694,717.27	137,720,265.87	390.63	10,934.13
INVE	FBC Investment Account	0.08	736,059,604.02	736,059,604.10	0.45	0.45
850M	Boon-Chapman Medical	2,362,475.64	2,501,878.49	3,033,184.21	305.93	1,831,475.85
850D	Boon-Chapman Dental	1,147,501.43	500,000.00	655,882.44	200.23	991,819.22
882	Boon-Chapman 125	322,625.59	266,784.82	275,281.13	59.39	314,188.67
884	Fee Officer's Account	2,746,015.21	2,948,478.72	3,298,867.30	-	2,395,626.63
912	JP Credit Card Processing	46,934.08	283,479.36	305,617.98	6.67	24,802.13
908	EMS Credit Card Processing	11,775.80	27,774.48	17,927.72	2.02	21,624.58
DACC	D A Credit Card Processing	8,785.71	10,809.59	11,597.94	1.15	7,998.51
PTCC	Public Transportation Credit Cards	1,492.43	5,897.97	5,512.51	0.24	1,878.13
CSCC	CSCD Credit Card	175,522.56	309,901.16	291,493.20	27.37	193,957.89
LBCC	Library Credit Card	1,330.51	1,735.41	2,853.07	0.06	212.91
JUCC	Juvenile Credit Card	804.99	795.41	1,400.52	0.04	199.92
SOCC	Sheriff Credit Card	20,272.88	25,799.36	22,792.24	1.96	23,281.96
TRCC	Toll Road Permit Credit Card	2,066.23	1,177.08	1,319.62	0.29	1,923.98
130	Assistant Dist Number 1	1,759,212.25	418,003.65	-	302.74	2,177,518.64

131	Assistant Dist Number 2	1,995,200.75	115,755.60	-	312.52	2,111,268.87
133	Assistant Dist Number 4	629,271.63	21,751.61	-	97.29	651,120.53
134	Assistant Dist Number 5	292,784.74	5,236.88	-	44.85	298,066.47
135	Assistant Dist Number 6	1,191,225.41	115,133.52	124,196.62	183.82	1,182,846.13
136	Assistant Dist Number 7	924,602.68	122,543.40	61,041.82	144.49	986,248.75
137	Assistant Dist Number 8	77,411.38	12,043.27	1,939.87	12.41	87,527.19
138	Assistant Dist Number 9	1,737,817.68	60,195.16	-	267.47	1,798,280.31
139	Assistant Dist Number 10	579,814.27	41,260.84	-	91.47	621,166.58
140	Assistant Dist Number 11	990,130.47	48,308.38	-	154.30	1,038,593.15
145	Emergency Svc Dist 100	2,109,914.45	-	-	319.95	2,110,234.40
CCCA	Non Fee Officer CC Clearing Acct	56,221.93	156,565.70	73,976.17	12.22	138,823.68
JPMT	Juror Payments	16,932.90	12,379.00	8,588.07	2.14	20,725.97
EPEC	Engineering Permitting E-Check	7,381.19	2,100.02	61.68	1.28	9,420.81
JE11	JP 1-1 E-Filing	1,900.20	9,555.00	9,515.27	0.19	1,940.12
JE12	JP 1-2 E-Filing	1,987.05	10,821.00	11,483.16	0.25	1,325.14
JE02	JP 2 E-Filing	3,626.49	20,527.75	21,973.41	0.45	2,181.28
JE03	JP 3 E-Filing	0.30	11,643.00	9,442.33	0.17	2,201.14
JE04	JP #4 E-Filing	3,246.42	15,116.75	16,424.27	0.33	1,939.23
	EMS Patient Acct Svcs ACH	0.10	282,076.73	282,076.83	0.68	0.68
	Change Fund Clearing Acct	-	1,008.50	2,582.00	0.01	(1,573.49)
	Total	175,743,298.03	1,133,463,021.18	1,099,042,884.22	31,053.53	210,194,488.52