


# Investment Report Ft. Bend County 03/01/12 - 03/31/12

This report summarizes the investment position of Ft. Bend County for the period 03/01/12 to 03/31/12.

	02/29/12	03/31/12
Book Value	201,940,264.09	193,694,229.28
Market Value	201,940,264.09	193,694,229.28
Par Value	201,940,264.09	193,694,229.28
Change in Market Value		0.00
Weighted Average Maturity (in Days)	1	1
Weighted Average Yield-to-Maturity of Portfolio	1.4876%	1.4870%
Yield-to-Maturity of	0.0000%	0.0000%
Accrued Interest		0.00

This report is presented in accordance with the Texas Government Code Title 10 Section 2256.023. The below signed hereby certify that, to the best of their knowledge on the date this report was created, Ft. Bend County is in compliance with the provisions of Government Code 2256 and with the stated policies and strategies of Ft. Bend County.



Director of Finance & Investments

5-3-2012

# Investment Report

## Ft. Bend County

### 03/01/12 - 03/31/12

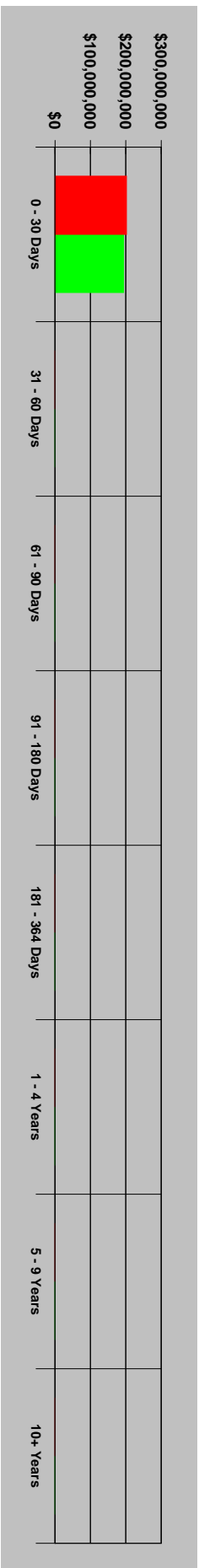
**Portfolio Composition - 02/29/12**



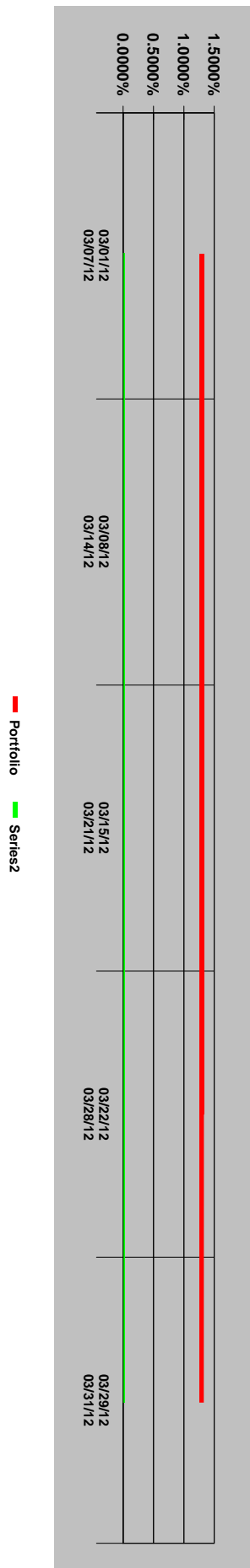
**Portfolio Composition - 03/31/12**



**Maturity Aging - 02/29/12 vs 03/31/12**



**Portfolio Performance - 03/01/12 to 03/31/12**



# GASB 31 Compliance

## Ft. Bend County

### Effective Interest - Actual Life

#### Receipts in Period

03/01/12 - 03/31/12

CUSIP	Invest Number	Security Description	Purchase Date	Sale Date	Valuation Method	Yield Banned	Price Source	03/01/12	Beginning Unit Price	Per Value On	03/01/12	Reported Value	03/01/12	Purchase Cost	Sales Proceeds	Ending Unit Price	Per Value On	03/31/12	Reported Value	03/31/12	Change in Fair Value	Interest	Net Investment Income
	AP-009	Prosperity-Money Market Accts.	11/30/03		Open Rair Value	1.302	Manual	1,00000	199,945.07	35	199,945.07	35	0.00	8,245,448.48		1,00000	191,689,568.87	191,689,568.87	0.00	220,268.09	220,688.09		
	AP-015	AM2-MR2A General	11/01/08		Open Rair Value	0.2451	Manual	1,00000	281,252.67		281,252.67		0.00	-58.38		1,00000	281,311.05	281,311.05	0.00	58.38	58.38		
	AP-016	AM03-MR2A Road & Bridge	11/01/08		Open Rair Value	0.2455	Manual	1,00000	60,868.14		60,268.14		0.00	-12.53		1,00000	60,280.67	60,280.67	0.00	12.53	12.53		
	AP-017	AM04-MR2A Drainage	11/01/08		Open Rair Value	0.2444	Manual	1,00000	43,192.26		43,192.26		0.00	-8.94		1,00000	43,201.20	43,201.20	0.00	8.94	8.94		
	AP-019	AM06-MR2A Toll Rd. Operations	11/01/08		Open Rair Value	0.2450	Manual	1,00000	289,288.22		289,288.22		0.00	-60.03		1,00000	289,348.25	289,348.25	0.00	60.03	60.03		
	AP-020	AM07-MR2A Fac. Construction	11/01/08		Open Rair Value	0.2447	Manual	1,00000	312,391.10		312,391.10		0.00	-64.75		1,00000	312,455.85	312,455.85	0.00	64.75	64.75		
	AP-021	AM08-MR2A Fld.Constr.(Big Ck)	11/01/08		Open Rair Value	0.2447	Manual	1,00000	45,201.31		45,201.31		0.00	-9.37		1,00000	45,210.68	45,210.68	0.00	9.37	9.37		
	AP-022	AM09-MR2A General	11/01/08		Open Rair Value	0.0939	Manual	1,00000	1,005.55		1,005.55		0.00	-0.08		1,00000	1,005.63	1,005.63	0.00	0.08	0.08		
	AP-024	AM02-MR2A Toll Rd. Operation	11/01/08		Open Rair Value	0.0939	Manual	1,00000	1,005.42		1,005.42		0.00	-0.08		1,00000	1,005.50	1,005.50	0.00	0.08	0.08		
	AP-025	AM03-MR2A Fac. Construction	11/01/08		Open Rair Value	0.0941	Manual	1,00000	1,004.13		1,004.13		0.00	-0.08		1,00000	1,004.21	1,004.21	0.00	0.08	0.08		
	AP-026	AM04-MR2A Road & Bridge	11/01/08		Open Rair Value	0.0941	Manual	1,00000	1,003.59		1,003.59		0.00	-0.08		1,00000	1,003.67	1,003.67	0.00	0.08	0.08		
	AP-027	AM05-MR2A Drainage	11/01/08		Open Rair Value	0.1064	Manual	1,00000	332.95		332.95		0.00	-0.03		1,00000	332.98	332.98	0.00	0.03	0.03		
	AP-028	AM01-Logic- General	11/10/08		Open Rair Value	0.2936	Manual	1,00000	1,005.44		1,005.44		0.00	-0.25		1,00000	1,005.69	1,005.69	0.00	0.25	0.25		
	AP-029	AM02-Logic-Toll Rd.Operations	11/10/08		Open Rair Value	0.2918	Manual	1,00000	1,011.47		1,011.47		0.00	-0.25		1,00000	1,011.72	1,011.72	0.00	0.25	0.25		
	AP-030	AM03-Logic-Facilities Control	11/10/08		Open Rair Value	0.2932	Manual	1,00000	1,006.72		1,006.72		0.00	-0.25		1,00000	1,006.97	1,006.97	0.00	0.25	0.25		
	AP-031	AM04-Logic-Facilities Contr. And	11/10/08		Open Rair Value	0.2894	Manual	1,00000	1,019.94		1,019.94		0.00	-0.25		1,00000	1,020.19	1,020.19	0.00	0.25	0.25		
	AP-032	AM05-Logic-Drainage	11/10/08		Open Rair Value	0.2936	Manual	1,00000	1,005.22		1,005.22		0.00	-0.25		1,00000	1,005.47	1,005.47	0.00	0.25	0.25		
	AP-035	AM06-Logic-Road & Bridge	11/10/08		Open Rair Value	0.2935	Manual	1,00000	1,005.64		1,005.64		0.00	-0.25		1,00000	1,005.89	1,005.89	0.00	0.25	0.25		
	AP-036	AM07-Logic-Indy/eye Benefits	02/12/09		Open Rair Value	0.2936	Manual	1,00000	1,005.36		1,005.36		0.00	-0.25		1,00000	1,005.61	1,005.61	0.00	0.25	0.25		
	AP-037	AM09-MR2A Justice Center Bnd	01/07/10		Open Rair Value	0.2449	Manual	1,00000	348,552.27		348,552.27		0.00	-118.15		1,00000	348,654.39	348,654.39	0.00	118.15	118.15		
	AP-038	AM10-MR2A FRC 09 Mobility Road	01/07/10		Open Rair Value	0.2450	Manual	1,00000	348,552.27		348,552.27		0.00	-72.32		1,00000	348,624.59	348,624.59	0.00	72.32	72.32		
	AP-040	AM11-MR2A BRIDGE/DR BRIDGFTS	01/07/10		Open Rair Value	0.2454	Manual	1,00000	34,152.10		34,152.10		0.00	-7.10		1,00000	34,159.20	34,159.20	0.00	7.10	7.10		
		<b>Investment Total</b>				<b>1,320</b>		<b>1,00000</b>	<b>201,940,264.09</b>		<b>201,940,264.09</b>		<b>0.00</b>	<b>8,245,634.81</b>		<b>1,00000</b>	<b>193,694,229.28</b>	<b>193,694,229.28</b>	<b>0.00</b>	<b>220,681.76</b>	<b>220,681.76</b>		



## Portfolio Position

### Ft. Bend County

#### Effective Interest - Actual Life

#### Receipts in Period

#### 03/01/12 - 03/31/12

CUSIP	Invest Number	Security Description	Purchase Date	Call Date	Par Value On 03/01/12	Par Value On 03/31/12	Market Val On 03/01/12	Market Val On 03/31/12	Purchase Cost	Sales Proceeds	Original Prin/Cost	Amor Value On 03/01/12	Amor Value On 03/31/12
LOG01-Logic- General	AR-0028	State Pool	11/10/08	Open	1,005.44	1,005.69	1,005.44	1,005.69	0.00	0.00	10,000,000.00	1,005.44	1,005.69
State Pool Total					<u>1,005.44</u>	<u>1,005.69</u>	<u>1,005.44</u>	<u>1,005.69</u>	<u>0.00</u>	<u>0.00</u>	<u>10,000,000.00</u>	<u>1,005.44</u>	<u>1,005.69</u>
LOG01 - LOGIC GENERAL Total					1,005.44	1,005.69	1,005.44	1,005.69	0.00	0.00	10,000,000.00	1,005.44	1,005.69
LOG08 - LOGIC ROAD & BRIDGE													
State Pool													
LOG08-Logic-Road & Bridge	AR-0035	State Pool	11/10/08	Open	1,005.64	1,005.89	1,005.64	1,005.89	0.00	0.00	1,000,000.00	1,005.64	1,005.89
State Pool Total					<u>1,005.64</u>	<u>1,005.89</u>	<u>1,005.64</u>	<u>1,005.89</u>	<u>0.00</u>	<u>0.00</u>	<u>1,000,000.00</u>	<u>1,005.64</u>	<u>1,005.89</u>
LOG08 - LOGIC ROAD & BRIDGE Total					1,005.64	1,005.89	1,005.64	1,005.89	0.00	0.00	1,000,000.00	1,005.64	1,005.89
LOG02 - LOGIC TOLL OPERATIONS													
State Pool													
LOG02-Logic-Toll Rd Operations	AR-0029	State Pool	11/10/08	Open	1,011.47	1,011.72	1,011.47	1,011.72	0.00	0.00	2,000,000.00	1,011.47	1,011.72
State Pool Total					<u>1,011.47</u>	<u>1,011.72</u>	<u>1,011.47</u>	<u>1,011.72</u>	<u>0.00</u>	<u>0.00</u>	<u>2,000,000.00</u>	<u>1,011.47</u>	<u>1,011.72</u>
LOG02 - LOGIC TOLL OPERATIONS Total					1,011.47	1,011.72	1,011.47	1,011.72	0.00	0.00	2,000,000.00	1,011.47	1,011.72
LOG07 - MIRA 07 FACILITIES CONST.													
State Pool													
MIR07-MIRA Fac: Construction	AR-0020	State Pool	11/01/08	Open	312,391.10	312,455.85	312,391.10	312,455.85	0.00	0.00	57,854,378.51	312,391.10	312,455.85
State Pool Total					<u>312,391.10</u>	<u>312,455.85</u>	<u>312,391.10</u>	<u>312,455.85</u>	<u>0.00</u>	<u>0.00</u>	<u>57,854,378.51</u>	<u>312,391.10</u>	<u>312,455.85</u>
MIR07 - MIRA 07 FACILITIES CONST. Total					312,391.10	312,455.85	312,391.10	312,455.85	0.00	0.00	57,854,378.51	312,391.10	312,455.85
MIR04 - MIRA DRAINAGE													
State Pool													
MIR04-MIRA Drainage	AR-0017	State Pool	11/01/08	Open	43,192.26	43,201.20	43,192.26	43,201.20	0.00	0.00	1,267,218.21	43,192.26	43,201.20
State Pool Total					<u>43,192.26</u>	<u>43,201.20</u>	<u>43,192.26</u>	<u>43,201.20</u>	<u>0.00</u>	<u>0.00</u>	<u>1,267,218.21</u>	<u>43,192.26</u>	<u>43,201.20</u>
MIR04 - MIRA DRAINAGE Total					43,192.26	43,201.20	43,192.26	43,201.20	0.00	0.00	1,267,218.21	43,192.26	43,201.20
MIR08 - MIRA FLOOD CONT.-BIG CREEK													
State Pool													
MIR08-MIRA Fld Cont. (Big Crk)	AR-0021	State Pool	11/01/08	Open	45,201.31	45,210.68	45,201.31	45,210.68	0.00	0.00	4,405,170.92	45,201.31	45,210.68
State Pool Total					<u>45,201.31</u>	<u>45,210.68</u>	<u>45,201.31</u>	<u>45,210.68</u>	<u>0.00</u>	<u>0.00</u>	<u>4,405,170.92</u>	<u>45,201.31</u>	<u>45,210.68</u>
MIR08 - MIRA FLOOD CONT.-BIG CREEK Total					45,201.31	45,210.68	45,201.31	45,210.68	0.00	0.00	4,405,170.92	45,201.31	45,210.68
MIR02 - MIRA GENERAL													
State Pool													
MIR02-MIRA General	AR-0015	State Pool	11/01/08	Open	281,252.67	281,311.05	281,252.67	281,311.05	0.00	0.00	17,374,917.83	281,252.67	281,311.05
State Pool Total					<u>281,252.67</u>	<u>281,311.05</u>	<u>281,252.67</u>	<u>281,311.05</u>	<u>0.00</u>	<u>0.00</u>	<u>17,374,917.83</u>	<u>281,252.67</u>	<u>281,311.05</u>
MIR02 - MIRA GENERAL Total					281,252.67	281,311.05	281,252.67	281,311.05	0.00	0.00	17,374,917.83	281,252.67	281,311.05
MIR03 - MIRA ROAD & BRIDGE													
State Pool													
MIR03-MIRA Road & Bridge	AR-0016	State Pool	11/01/08	Open	60,268.14	60,280.67	60,268.14	60,280.67	0.00	0.00	2,856,438.24	60,268.14	60,280.67
State Pool Total					<u>60,268.14</u>	<u>60,280.67</u>	<u>60,268.14</u>	<u>60,280.67</u>	<u>0.00</u>	<u>0.00</u>	<u>2,856,438.24</u>	<u>60,268.14</u>	<u>60,280.67</u>
MIR03 - MIRA ROAD & BRIDGE Total					60,268.14	60,280.67	60,268.14	60,280.67	0.00	0.00	2,856,438.24	60,268.14	60,280.67
MIR06 - MIRA TOLL RD OPERATIONS													
State Pool													
MIR06-MIRA Toll Rd. Operations	AR-0019	State Pool	11/01/08	Open	289,288.22	289,348.25	289,288.22	289,348.25	0.00	0.00	3,143,377.27	289,288.22	289,348.25
State Pool Total					<u>289,288.22</u>	<u>289,348.25</u>	<u>289,288.22</u>	<u>289,348.25</u>	<u>0.00</u>	<u>0.00</u>	<u>3,143,377.27</u>	<u>289,288.22</u>	<u>289,348.25</u>
MIR06 - MIRA TOLL RD OPERATIONS Total					289,288.22	289,348.25	289,288.22	289,348.25	0.00	0.00	3,143,377.27	289,288.22	289,348.25
PROS - Prosperity Money Mkt. Accts.													
Money Market													
Prosperity-Money Market Accts.	AR-0009	Money Market	11/30/03	Open	199,945,017.35	191,698,568.87	199,945,017.35	191,698,568.87	0.00	0.00	12,505,577.66	199,945,017.35	191,698,568.87
Money Market Total					<u>199,945,017.35</u>	<u>191,698,568.87</u>	<u>199,945,017.35</u>	<u>191,698,568.87</u>	<u>0.00</u>	<u>0.00</u>	<u>12,505,577.66</u>	<u>199,945,017.35</u>	<u>191,698,568.87</u>

# Portfolio Position

## Ft. Bend County

Effective Interest - Actual Life

Receipts in Period

03/01/12 - 03/31/12

Run Date: 04/23/12  
Run Time: 11:39:09  
Page 3 of 4

CUSIP	Invest Number	Security Description	Purchase Date	Call Date	Par Value On 03/01/12	Par Value On 03/31/12	Market Val On 03/01/12	Market Val On 03/31/12	Purchase Cost	Sales Proceeds	Original Pric/Coat	Amor Value On 03/01/12	Amor Value On 03/31/12
PPRO5 - Prosperity Money Mkt. Accts. Total					<u>199,945,017.35</u>	<u>191,698,568.87</u>	<u>199,945,017.35</u>	<u>191,698,568.87</u>	<u>0.00</u>	<u>0.00</u>	<u>12,505,577.66</u>	<u>199,945,017.35</u>	<u>191,698,568.87</u>
TTT03 - TEXAS TERM 07 FACILITIES													
State Pool													
TTT03-TX TERM Fac. Construction	AR-0025	State Pool	11/01/08	Open	1,004.13	1,004.21	1,004.13	1,004.21	0.00	0.00	25,480,636.20	1,004.13	1,004.21
State Pool Total					<u>1,004.13</u>	<u>1,004.21</u>	<u>1,004.13</u>	<u>1,004.21</u>	<u>0.00</u>	<u>0.00</u>	<u>25,480,636.20</u>	<u>1,004.13</u>	<u>1,004.21</u>
TTT03 - TEXAS TERM 07 FACILITIES Total					<u>1,004.13</u>	<u>1,004.21</u>	<u>1,004.13</u>	<u>1,004.21</u>	<u>0.00</u>	<u>0.00</u>	<u>25,480,636.20</u>	<u>1,004.13</u>	<u>1,004.21</u>
TTT05 - TEXAS TERM DRAINAGE													
State Pool													
TTT05-TX TERM Drainage	AR-0027	State Pool	11/01/08	Open	332.95	332.98	332.95	332.98	0.00	0.00	109,774.61	332.95	332.98
State Pool Total					<u>332.95</u>	<u>332.98</u>	<u>332.95</u>	<u>332.98</u>	<u>0.00</u>	<u>0.00</u>	<u>109,774.61</u>	<u>332.95</u>	<u>332.98</u>
TTT05 - TEXAS TERM DRAINAGE Total					<u>332.95</u>	<u>332.98</u>	<u>332.95</u>	<u>332.98</u>	<u>0.00</u>	<u>0.00</u>	<u>109,774.61</u>	<u>332.95</u>	<u>332.98</u>
TTT00 - TEXAS TERM GENERAL													
State Pool													
TTT00-TX TERM General	AR-0022	State Pool	11/01/08	Open	1,006.55	1,006.63	1,006.55	1,006.63	0.00	0.00	10,006,437.87	1,006.55	1,006.63
State Pool Total					<u>1,006.55</u>	<u>1,006.63</u>	<u>1,006.55</u>	<u>1,006.63</u>	<u>0.00</u>	<u>0.00</u>	<u>10,006,437.87</u>	<u>1,006.55</u>	<u>1,006.63</u>
TTT00 - TEXAS TERM GENERAL Total					<u>1,006.55</u>	<u>1,006.63</u>	<u>1,006.55</u>	<u>1,006.63</u>	<u>0.00</u>	<u>0.00</u>	<u>10,006,437.87</u>	<u>1,006.55</u>	<u>1,006.63</u>
TTT04 - TEXAS TERM ROAD & BRIDGE													
State Pool													
TTT04-TX TERM Road & Bridge	AR-0026	State Pool	11/01/08	Open	1,003.59	1,003.67	1,003.59	1,003.67	0.00	0.00	10,463.28	1,003.59	1,003.67
State Pool Total					<u>1,003.59</u>	<u>1,003.67</u>	<u>1,003.59</u>	<u>1,003.67</u>	<u>0.00</u>	<u>0.00</u>	<u>10,463.28</u>	<u>1,003.59</u>	<u>1,003.67</u>
TTT04 - TEXAS TERM ROAD & BRIDGE Total					<u>1,003.59</u>	<u>1,003.67</u>	<u>1,003.59</u>	<u>1,003.67</u>	<u>0.00</u>	<u>0.00</u>	<u>10,463.28</u>	<u>1,003.59</u>	<u>1,003.67</u>
TTT02 - TEXAS TERM TOLL OPERATIONS													
State Pool													
TTT02-TX TERM Toll Rd. Operation	AR-0024	State Pool	11/01/08	Open	1,005.42	1,005.50	1,005.42	1,005.50	0.00	0.00	0.00	1,005.42	1,005.50
State Pool Total					<u>1,005.42</u>	<u>1,005.50</u>	<u>1,005.42</u>	<u>1,005.50</u>	<u>0.00</u>	<u>0.00</u>	<u>0.00</u>	<u>1,005.42</u>	<u>1,005.50</u>
TTT02 - TEXAS TERM TOLL OPERATIONS Total					<u>1,005.42</u>	<u>1,005.50</u>	<u>1,005.42</u>	<u>1,005.50</u>	<u>0.00</u>	<u>0.00</u>	<u>0.00</u>	<u>1,005.42</u>	<u>1,005.50</u>
Combined Port													
Money Market													
Prosperity-Money Market Accts.	AR-0009	Money Market	11/30/03	Open	199,945,017.35	191,698,568.87	199,945,017.35	191,698,568.87	0.00	0.00	12,505,577.66	199,945,017.35	191,698,568.87
Money Market Total					<u>199,945,017.35</u>	<u>191,698,568.87</u>	<u>199,945,017.35</u>	<u>191,698,568.87</u>	<u>0.00</u>	<u>0.00</u>	<u>12,505,577.66</u>	<u>199,945,017.35</u>	<u>191,698,568.87</u>
State Pool													
LO031-Logic- General	AR-0028	State Pool	11/10/08	Open	1,005.44	1,005.69	1,005.44	1,005.69	0.00	0.00	10,000,000.00	1,005.44	1,005.69
LO032-Logic-Toll Rd.Operations	AR-0029	State Pool	11/10/08	Open	1,011.47	1,011.72	1,011.47	1,011.72	0.00	0.00	2,000,000.00	1,011.47	1,011.72
LO033-Logic-Flood Control	AR-0030	State Pool	11/10/08	Open	1,006.72	1,006.97	1,006.72	1,006.97	0.00	0.00	3,000,000.00	1,006.72	1,006.97
LO034-Logic-Facilities Const.Bnd	AR-0031	State Pool	11/10/08	Open	1,019.94	1,020.19	1,019.94	1,020.19	0.00	0.00	25,000,000.00	1,019.94	1,020.19
LO035-Logic-Drainage	AR-0032	State Pool	11/10/08	Open	1,005.22	1,005.47	1,005.22	1,005.47	0.00	0.00	500,000.00	1,005.22	1,005.47
LO036-Logic-Road & Bridge	AR-0035	State Pool	11/10/08	Open	1,005.64	1,005.89	1,005.64	1,005.89	0.00	0.00	1,000,000.00	1,005.64	1,005.89
LO039-Logic-Employee Benefits	AR-0036	State Pool	02/12/09	Open	1,005.36	1,005.61	1,005.36	1,005.61	0.00	0.00	2,000,000.00	1,005.36	1,005.61
WM02-MGA General	AR-0015	State Pool	11/01/08	Open	281,252.67	281,311.05	281,252.67	281,311.05	0.00	0.00	17,374,917.83	281,252.67	281,311.05
WM03-MGA Road & Bridge	AR-0016	State Pool	11/01/08	Open	60,268.14	60,280.67	60,268.14	60,280.67	0.00	0.00	2,856,438.24	60,268.14	60,280.67
WM04-MGA Drainage	AR-0017	State Pool	11/01/08	Open	43,192.26	43,192.26	43,192.26	43,201.20	0.00	0.00	1,267,218.21	43,192.26	43,201.20
WM06-MGA Toll Rd. Operations	AR-0019	State Pool	11/01/08	Open	289,348.22	289,348.25	289,348.22	289,348.25	0.00	0.00	3,143,377.27	289,348.22	289,348.25
WM07-MGA Fac. Construction	AR-0020	State Pool	11/01/08	Open	312,391.10	312,455.85	312,391.10	312,455.85	0.00	0.00	57,854,378.51	312,391.10	312,455.85
WM08-MGA Fld. Cont. (Big Crk)	AR-0021	State Pool	11/01/08	Open	45,201.31	45,210.68	45,201.31	45,210.68	0.00	0.00	4,405,170.92	45,201.31	45,210.68
WM09-MGA Justice Center Bids	AR-0037	State Pool	01/07/10	Open	569,536.24	569,536.24	569,536.24	569,536.24	0.00	0.00	567,000.00	569,536.24	569,536.24
WM10-MGA FBC 09 Mobility Fund	AR-0038	State Pool	01/07/10	Open	348,552.27	348,624.59	348,552.27	348,624.59	0.00	0.00	347,000.00	348,552.27	348,624.59
WM11-MGA EMPLOYEE BENEFITS	AR-0040	State Pool	01/07/10	Open	34,152.10	34,159.20	34,152.10	34,159.20	0.00	0.00	34,000.00	34,152.10	34,159.20

# Portfolio Position

## Ft. Bend County

### Effective Interest - Actual Life Receipts in Period 03/01/12 - 03/31/12

CUSIP	Invest Number	Security Description	Purchase Date	Call Date	Par Value On 03/01/12	Par Value On 03/31/12	Market Val On 03/01/12	Market Val On 03/31/12	Purchase Cost	Sales Proceeds	Original Princ/Cost	Amor Value On 03/01/12	Amor Value On 03/31/12
TTT00-TX TERM General	AR-0022	State Pool	11/01/08	Open	1,006.55	1,006.63	1,006.55	1,006.63	0.00	0.00	10,006,437.87	1,006.55	1,006.63
TTT02-TX TERM Toll Rd Operation	AR-0024	State Pool	11/01/08	Open	1,005.42	1,005.50	1,005.42	1,005.50	0.00	0.00	0.00	1,005.42	1,005.50
TTT03-TX TERM Fac. Construction	AR-0025	State Pool	11/01/08	Open	1,004.13	1,004.21	1,004.13	1,004.21	0.00	0.00	25,480,636.20	1,004.13	1,004.21
TTT04-TX TERM Road & Bridge	AR-0026	State Pool	11/01/08	Open	1,003.59	1,003.67	1,003.59	1,003.67	0.00	0.00	10,463.28	1,003.59	1,003.67
TTT05-TX TERM Drainage	AR-0027	State Pool	11/01/08	Open	332.95	332.98	332.95	332.98	0.00	0.00	109,774.61	332.95	332.98
<b>State Pool Total</b>					<u>1,995,246.74</u>	<u>1,995,660.41</u>	<u>1,995,246.74</u>	<u>1,995,660.41</u>	<u>0.00</u>	<u>0.00</u>	<u>166,956,812.94</u>	<u>1,995,246.74</u>	<u>1,995,660.41</u>
<b>Combined Port Total</b>					<u>201,940,264.09</u>	<u>193,694,229.28</u>	<u>201,940,264.09</u>	<u>193,694,229.28</u>	<u>0.00</u>	<u>0.00</u>	<u>179,462,390.60</u>	<u>201,940,264.09</u>	<u>193,694,229.28</u>

# Earnings and Yields Summary

## Ft. Bend County

Effective Interest - Actual Life

Receipts in Period

03/01/12 - 03/31/12

Security Description	03/01/12 03/07/12	03/08/12 03/14/12	03/15/12 03/21/12	03/22/12 03/28/12	03/29/12 03/31/12	03/01/12 03/31/12
<b>Combined Port</b>						
Money Market	49,805.99	49,805.99	49,805.99	49,805.99	21,044.13	220,268.09
State Pool	<u>93.52</u>	<u>93.53</u>	<u>93.53</u>	<u>93.53</u>	<u>39.56</u>	<u>413.67</u>
<b>Port Total</b>	<u>49,899.51</u>	<u>49,899.52</u>	<u>49,899.52</u>	<u>49,899.52</u>	<u>21,083.69</u>	<u>220,681.76</u>
<b>Combined Port</b>						
Money Market	1.3024	1.3024	1.3024	1.3024	1.3024	1.3024
State Pool	<u>0.2451</u>	<u>0.2451</u>	<u>0.2451</u>	<u>0.2451</u>	<u>0.2419</u>	<u>0.2448</u>
<b>Port Total</b>	<u>1.2920</u>	<u>1.2920</u>	<u>1.2920</u>	<u>1.2920</u>	<u>1.2918</u>	<u>1.2920</u>



**Maturity Aging**  
**Ft. Bend County**  
 Effective Interest - Actual Life  
 Receipts in Period  
 03/31/12

CUSIP	Invest Number	Security Description	Purchase Date	Days to Maturity	Yield Matur
<b>0 - 30 Days</b>					
	AR-0028	State Pool	11/10/08	1	0.2942
LOG1-Logic- General	AR-0029	State Pool	11/10/08	1	0.2942
LOG2-Logic-Toll Rd.Operations	AR-0030	State Pool	11/10/08	1	0.2942
LOG3-Logic-Flood Control	AR-0031	State Pool	11/10/08	1	0.2942
LOG4-Logic-Facilities Const. Bnd	AR-0032	State Pool	11/10/08	1	0.2942
LOG5-Logic-Drainage	AR-0035	State Pool	11/10/08	1	0.2942
LOG8-Logic-Road & Bridge	AR-0036	State Pool	02/12/09	1	0.2942
LOG9-Logic-Employee Benefits	AR-0015	State Pool	11/01/08	1	0.2400
MB02-MBIA General	AR-0016	State Pool	11/01/08	1	0.2400
MB03-MBIA Road & Bridge	AR-0017	State Pool	11/01/08	1	0.2400
MB04-MBIA Drainage	AR-0019	State Pool	11/01/08	1	0.2400
MB06-MBIA Toll Rd. Operations	AR-0020	State Pool	11/01/08	1	0.2400
MB07-MBIA Fac. Construction	AR-0021	State Pool	11/01/08	1	0.2400
MB08-MBIA Flg.Cont.(Big Crk)	AR-0037	State Pool	01/07/10	1	0.2400
MB09-MBIA Justice Center Bnds	AR-0038	State Pool	01/07/10	1	0.2400
MB10-MBIA FBC 09 Mobility Fund	AR-0040	State Pool	01/07/10	1	0.2400
MB11-MBIA EMPLOYEE BENEFITS	AR-0009	Money Market	11/30/03	1	1.5000
Prosperity-Money Market Accts.	AR-0022	State Pool	11/01/08	1	0.1000
TT00-TX TERM General	AR-0024	State Pool	11/01/08	1	0.1000
TT02-TX TERM Toll Rd. Operation	AR-0025	State Pool	11/01/08	1	0.1000
TT03-TX TERM Fac. Construction	AR-0026	State Pool	11/01/08	1	0.1000
TT04-TX TERM Road & Bridge	AR-0027	State Pool	11/01/08	1	0.1000
TT05-TX TERM Drainage				<u>1</u>	<u>0.1000</u>
<b>0 - 30 Days Total</b>				<u>1</u>	<u>1.4870</u>
<b>Investment Total</b>				<u>1</u>	<u>1.4870</u>

# Activity Statement

## Ft. Bend County

### Effective Interest - Actual Life

#### Receipts in Period

#### 03/01/12 - 03/31/12

Purchase Date	Sale Date	CUSIP	Invest Number	Security Description	Amor Value On 03/01/12	Changes in Principal	Purchase Cost	Sales Proceeds	Purchased Interest	Int/Div Rec In the Perd	Amor Value On 03/31/12
<b>Money Market</b>					199,945,017.35	-8,246,448.48	0.00	0.00	0.00	220,268.09	191,698,568.87
11/30/03	Open	Prosperity-Money Market Accts.	AR-0009	Money Market	<u>199,945,017.35</u>	<u>-8,246,448.48</u>	<u>0.00</u>	<u>0.00</u>	<u>0.00</u>	<u>220,268.09</u>	<u>191,698,568.87</u>
<b>Money Market Total</b>					<u>199,945,017.35</u>	<u>-8,246,448.48</u>	<u>0.00</u>	<u>0.00</u>	<u>0.00</u>	<u>220,268.09</u>	<u>191,698,568.87</u>
<b>State Pool</b>					281,252.67	58.38	0.00	0.00	0.00	58.38	281,311.05
11/01/08	Open	MB02-MBIA General	AR-0015	State Pool	281,252.67	58.38	0.00	0.00	0.00	58.38	281,311.05
11/01/08	Open	MB03-MBIA Road & Bridge	AR-0016	State Pool	60,268.14	12.53	0.00	0.00	0.00	12.53	60,280.67
11/01/08	Open	MB04-MBIA Drainage	AR-0017	State Pool	43,192.26	8.94	0.00	0.00	0.00	8.94	43,201.20
11/01/08	Open	MB06-MBIA Toll Rd. Operations	AR-0019	State Pool	289,288.22	60.03	0.00	0.00	0.00	60.03	289,348.25
11/01/08	Open	MB07-MBIA Fac. Construction	AR-0020	State Pool	312,391.10	64.75	0.00	0.00	0.00	64.75	312,455.85
11/01/08	Open	MB08-MBIA Flid.Cont. (Big Ck)	AR-0021	State Pool	45,201.31	9.37	0.00	0.00	0.00	9.37	45,210.68
11/01/08	Open	TT00-TX TERM General	AR-0022	State Pool	1,006.55	0.08	0.00	0.00	0.00	0.08	1,006.63
11/01/08	Open	TT02-TX TERM Toll Rd. Operation	AR-0024	State Pool	1,005.42	0.08	0.00	0.00	0.00	0.08	1,005.50
11/01/08	Open	TT03-TX TERM Fac. Construction	AR-0025	State Pool	1,004.13	0.08	0.00	0.00	0.00	0.08	1,004.21
11/01/08	Open	TT04-TX TERM Road & Bridge	AR-0026	State Pool	1,003.59	0.08	0.00	0.00	0.00	0.08	1,003.67
11/01/08	Open	TT05-TX TERM Drainage	AR-0027	State Pool	332.95	0.03	0.00	0.00	0.00	0.03	332.98
11/10/08	Open	LOG1-Logic- General	AR-0028	State Pool	1,005.44	0.25	0.00	0.00	0.00	0.25	1,005.69
11/10/08	Open	LOG2-Logic-C-Toll Rd.Operations	AR-0029	State Pool	1,011.47	0.25	0.00	0.00	0.00	0.25	1,011.72
11/10/08	Open	LOG3-Logic-C-Flood Control	AR-0030	State Pool	1,006.72	0.25	0.00	0.00	0.00	0.25	1,006.97
11/10/08	Open	LOG4-Logic-C-Facilities Const. Bnd	AR-0031	State Pool	1,019.94	0.25	0.00	0.00	0.00	0.25	1,020.19
11/10/08	Open	LOG5-Logic-C-Drainage	AR-0032	State Pool	1,005.22	0.25	0.00	0.00	0.00	0.25	1,005.47
11/10/08	Open	LOG8-Logic-C-Road & Bridge	AR-0035	State Pool	1,005.64	0.25	0.00	0.00	0.00	0.25	1,005.89
02/12/09	Open	LOG9-Logic-C-Employee Benefits	AR-0036	State Pool	1,005.36	0.25	0.00	0.00	0.00	0.25	1,005.61
01/07/10	Open	MB09-MBIA Justice Center Bnds	AR-0037	State Pool	569,536.24	118.15	0.00	0.00	0.00	118.15	569,654.39
01/07/10	Open	MB10-MBIA PBC 09 Mobility Fund	AR-0038	State Pool	348,552.27	72.32	0.00	0.00	0.00	72.32	348,624.59
01/07/10	Open	MB11-MBIA EMPLOYEE BENEFITS	AR-0040	State Pool	34,152.10	7.10	0.00	0.00	0.00	7.10	34,159.20
<b>State Pool Total</b>					<u>1,995,246.74</u>	<u>413.67</u>	<u>0.00</u>	<u>0.00</u>	<u>0.00</u>	<u>413.67</u>	<u>1,995,660.41</u>
<b>Investment Total</b>					<u>201,940,264.09</u>	<u>-8,246,034.81</u>	<u>0.00</u>	<u>0.00</u>	<u>0.00</u>	<u>220,681.76</u>	<u>193,694,229.28</u>

# Interest Accrual Ft. Bend County Effective Interest - Actual Life Receipts in Period 03/01/12 - 03/31/12

CUSIP	Invest Number	Security Description	Purchase Date	Sale Date	Yield Earned	Ending Par Val/Shares	Ending Amort Val/Cost	Purchased Interest	Int/Div Rec In the Perd	Int/Div Accrued In the Perd	PTD Purch Received	Int/Div Rec Purch/Date	Int/Div Accrued Purch/Date
Prosperity-Money Market Accts.	AR-0009	Money Market	11/30/03	Open	1.3024	191,698,568.87	191,698,568.87	0.00	220,268.09	0.00	0.00	17,955,430.70	0.00
<b>Money Market Total</b>					<u>1.3024</u>	<u>191,698,568.87</u>	<u>191,698,568.87</u>	<u>0.00</u>	<u>220,268.09</u>	<u>0.00</u>	<u>0.00</u>	<u>17,955,430.70</u>	<u>0.00</u>
<b>State Pool</b>													
MB02-MBIA General	AR-0015	State Pool	11/01/08	Open	0.2451	281,311.05	281,311.05	0.00	58.38	0.00	0.00	10,661.42	0.00
MB03-MBIA Road & Bridge	AR-0016	State Pool	11/01/08	Open	0.2455	60,280.67	60,280.67	0.00	12.53	0.00	0.00	1,019.82	0.00
MB04-MBIA Drainage	AR-0017	State Pool	11/01/08	Open	0.2444	43,201.20	43,201.20	0.00	8.94	0.00	0.00	529.11	0.00
MB06-MBIA Toll Rd. Operations	AR-0019	State Pool	11/01/08	Open	0.2450	289,348.25	289,348.25	0.00	60.03	0.00	0.00	5,285.80	0.00
MB07-MBIA Fac. Construction	AR-0020	State Pool	11/01/08	Open	0.2447	312,455.85	312,455.85	0.00	64.75	0.00	0.00	67,358.28	0.00
MB08-MBIA Fld. Cont. (Big Ck)	AR-0021	State Pool	11/01/08	Open	0.2447	45,210.68	45,210.68	0.00	9.37	0.00	0.00	4,682.08	0.00
TT00-TX TERM General	AR-0022	State Pool	11/01/08	Open	0.0938	1,006.63	1,006.63	0.00	0.08	0.00	0.00	21,391.40	0.00
TT02-TX TERM Toll Rd. Operation	AR-0024	State Pool	11/01/08	Open	0.0939	1,005.50	1,005.50	0.00	0.08	0.00	0.00	17,935.40	0.00
TT03-TX TERM Fac. Construction	AR-0025	State Pool	11/01/08	Open	0.0941	1,004.21	1,004.21	0.00	0.08	0.00	0.00	125,367.19	0.00
TT04-TX TERM Road & Bridge	AR-0026	State Pool	11/01/08	Open	0.0941	1,003.67	1,003.67	0.00	0.08	0.00	0.00	8,210.95	0.00
TT05-TX TERM Drainage	AR-0027	State Pool	11/01/08	Open	0.1064	332.98	332.98	0.00	0.03	0.00	0.00	5,012.25	0.00
LOG1-Logic-General	AR-0028	State Pool	11/10/08	Open	0.2936	1,005.69	1,005.69	0.00	0.25	0.00	0.00	50,011.27	0.00
LOG2-Logic-Toll Rd. Operations	AR-0029	State Pool	11/10/08	Open	0.2918	1,011.72	1,011.72	0.00	0.25	0.00	0.00	62,342.80	0.00
LOG3-Logic-Flood Control	AR-0030	State Pool	11/10/08	Open	0.2932	1,006.97	1,006.97	0.00	0.25	0.00	0.00	15,032.99	0.00
LOG4-Logic-Facilities Const Bnd	AR-0031	State Pool	11/10/08	Open	0.2894	1,020.19	1,020.19	0.00	0.25	0.00	0.00	218,925.01	0.00
LOG5-Logic-Drainage	AR-0032	State Pool	11/10/08	Open	0.2936	1,005.47	1,005.47	0.00	0.25	0.00	0.00	3,249.24	0.00
LOG8-Logic-Road & Bridge	AR-0035	State Pool	11/10/08	Open	0.2935	1,005.89	1,005.89	0.00	0.25	0.00	0.00	6,493.41	0.00
LOG9-Logic-Employee Benefits	AR-0036	State Pool	02/12/09	Open	0.2936	1,005.61	1,005.61	0.00	0.25	0.00	0.00	4,334.43	0.00
MB09-MBIA Justice Center Bnds	AR-0037	State Pool	01/07/10	Open	0.2449	569,654.39	569,654.39	0.00	118.15	0.00	0.00	2,654.39	0.00
MB10-MBIA FGC 09 Mobility Fund	AR-0038	State Pool	01/07/10	Open	0.2450	348,624.59	348,624.59	0.00	72.32	0.00	0.00	1,624.59	0.00
MB11-MBIA EMPLOYEE BENEFITS	AR-0040	State Pool	01/07/10	Open	0.2454	34,159.20	34,159.20	0.00	7.10	0.00	0.00	159.20	0.00
<b>State Pool Total</b>					<u>0.2448</u>	<u>1,995,660.41</u>	<u>1,995,660.41</u>	<u>0.00</u>	<u>413.67</u>	<u>0.00</u>	<u>0.00</u>	<u>632,281.04</u>	<u>0.00</u>
<b>Investment Total</b>					<u>1.2920</u>	<u>193,694,229.28</u>	<u>193,694,229.28</u>	<u>0.00</u>	<u>220,681.76</u>	<u>0.00</u>	<u>0.00</u>	<u>18,587,711.74</u>	<u>0.00</u>

# Premium/Discount Amortization

Run Date: 04/23/12  
Run Time: 11:44:08  
Page 1 of 1

## Ft. Bend County

### Effective Interest - Actual Life Receipts in Period 03/01/12 - 03/31/12

CUSIP	Invest Number	Security Description	Purchase Date	Amortiz Date	Yield Earned	Beginning Par Val./Shares	Beginning Unamor Val./Cost	Premium Discount	Ending Par Val./Shares	Ending Amor Val./Cost	Unamor Prem./Discnt	Amortization In the Perid	Amortization Purch./Date
	AR-0009	Money Market	11/30/03	Open	1.3024	199,945,017.35	199,945,017.35	0.00	191,698,568.87	191,698,568.87	0.00	0.00	0.00
		<b>Money Market Total</b>			<u>1.3024</u>	<u>199,945,017.35</u>	<u>199,945,017.35</u>	<u>0.00</u>	<u>191,698,568.87</u>	<u>191,698,568.87</u>	<u>0.00</u>	<u>0.00</u>	<u>0.00</u>
		<b>State Pool</b>											
MB02-MBIA General	AR-0015	State Pool	11/01/08	Open	0.2451	281,252.67	281,252.67	0.00	281,311.05	281,311.05	0.00	0.00	0.00
MB03-MBIA Road & Bridge	AR-0016	State Pool	11/01/08	Open	0.2455	60,268.14	60,268.14	0.00	60,280.67	60,280.67	0.00	0.00	0.00
MB04-MBIA Drainage	AR-0017	State Pool	11/01/08	Open	0.2444	43,192.26	43,192.26	0.00	43,201.20	43,201.20	0.00	0.00	0.00
MB06-MBIA Toll Rd. Operations	AR-0019	State Pool	11/01/08	Open	0.2450	289,288.22	289,288.22	0.00	289,348.25	289,348.25	0.00	0.00	0.00
MB07-MBIA Fac. Construction	AR-0020	State Pool	11/01/08	Open	0.2447	312,391.10	312,391.10	0.00	312,455.85	312,455.85	0.00	0.00	0.00
MB08-MBIA Fld.Cont. (Big Ck)	AR-0021	State Pool	11/01/08	Open	0.2477	45,201.31	45,201.31	0.00	45,210.68	45,210.68	0.00	0.00	0.00
TT00-TX TERM General	AR-0022	State Pool	11/01/08	Open	0.0938	1,006.55	1,006.55	0.00	1,006.63	1,006.63	0.00	0.00	0.00
TT02-TX TERM Toll Rd. Operation	AR-0024	State Pool	11/01/08	Open	0.0939	1,005.42	1,005.42	0.00	1,005.50	1,005.50	0.00	0.00	0.00
TT03-TX TERM Fac. Construction	AR-0025	State Pool	11/01/08	Open	0.0941	1,004.13	1,004.13	0.00	1,004.21	1,004.21	0.00	0.00	0.00
TT04-TX TERM Road & Bridge	AR-0026	State Pool	11/01/08	Open	0.0941	1,003.59	1,003.59	0.00	1,003.67	1,003.67	0.00	0.00	0.00
TT05-TX TERM Drainage	AR-0027	State Pool	11/01/08	Open	0.1064	332.95	332.95	0.00	332.98	332.98	0.00	0.00	0.00
LOG1-Logic-General	AR-0028	State Pool	11/10/08	Open	0.2936	1,005.44	1,005.44	0.00	1,005.69	1,005.69	0.00	0.00	0.00
LOG2-Logic-Toll Rd.Operations	AR-0029	State Pool	11/10/08	Open	0.2918	1,011.47	1,011.47	0.00	1,011.72	1,011.72	0.00	0.00	0.00
LOG3-Logic-Flood Control	AR-0030	State Pool	11/10/08	Open	0.2932	1,006.72	1,006.72	0.00	1,006.97	1,006.97	0.00	0.00	0.00
LOG4-Logic-Facilities Const Bnd	AR-0031	State Pool	11/10/08	Open	0.2894	1,019.94	1,019.94	0.00	1,020.19	1,020.19	0.00	0.00	0.00
LOG5-Logic-Drainage	AR-0032	State Pool	11/10/08	Open	0.2936	1,005.22	1,005.22	0.00	1,005.47	1,005.47	0.00	0.00	0.00
LOG8-Logic-Road & Bridge	AR-0035	State Pool	11/10/08	Open	0.2935	1,005.64	1,005.64	0.00	1,005.89	1,005.89	0.00	0.00	0.00
LOG9-Logic-Employee Benefits	AR-0036	State Pool	02/12/09	Open	0.2936	1,005.36	1,005.36	0.00	1,005.61	1,005.61	0.00	0.00	0.00
MB09-MBIA Justice Center Bnds	AR-0037	State Pool	01/07/10	Open	0.2449	569,536.24	569,536.24	0.00	569,654.39	569,654.39	0.00	0.00	0.00
MB10-MBIA FPC 09 Mobility Fund	AR-0038	State Pool	01/07/10	Open	0.2450	348,552.27	348,552.27	0.00	348,624.59	348,624.59	0.00	0.00	0.00
MB11-MBIA EMPLOYEE BENEFITS	AR-0040	State Pool	01/07/10	Open	0.2454	34,152.10	34,152.10	0.00	34,159.20	34,159.20	0.00	0.00	0.00
		<b>State Pool Total</b>			<u>0.2448</u>	<u>1,995,246.74</u>	<u>1,995,246.74</u>	<u>0.00</u>	<u>1,995,660.41</u>	<u>1,995,660.41</u>	<u>0.00</u>	<u>0.00</u>	<u>0.00</u>
		<b>Investment Total</b>			<u>1.2920</u>	<u>201,940,264.09</u>	<u>201,940,264.09</u>	<u>0.00</u>	<u>193,694,229.28</u>	<u>193,694,229.28</u>	<u>0.00</u>	<u>0.00</u>	<u>0.00</u>

# Open Investments

## Ft. Bend County

### Effective Interest - Actual Life

#### Receipts in Period

##### 03/31/12

CUSIP	Invest Number	Security Description	Invest Class	Purchase Date	Call Date	Purchase Institute	Salekeep Instit	Issuing Instit	Yield Matur	Yield Call	Original Unit Cost	Original Par Val./Shares	Original Prin/Cost	Orig Prem Discount	Ending Unit Price	Ending Par Val./Shares	Ending Amort Val./Cost	Unamor Prem/Debit	
	<b>Money Market</b>																		
	<b>Prosperity-Money Market Accts.</b>																		
	<b>Money Market Total</b>																		
	AR-0009	Money Market		11/30/03	Open	100	100	100	1.5000	1.5000	1,000,000	12,505,577.66	12,505,577.66	0.00	1,000,000	191,699,568.87	191,699,568.87	0.00	
	<b>State Pool</b>																		
	AR-0015	State Pool		11/01/08	Open	2000	2000	2000	0.2400	0.2400	1,000,000	17,374,917.83	17,374,917.83	0.00	1,000,000	281,311.05	281,311.05	0.00	
	AR-0016	State Pool		11/01/08	Open	2000	2000	2000	0.2400	0.2400	1,000,000	2,856,438.24	2,856,438.24	0.00	1,000,000	60,280.67	60,280.67	0.00	
	AR-0017	State Pool		11/01/08	Open	2000	2000	2000	0.2400	0.2400	1,000,000	1,267,218.21	1,267,218.21	0.00	1,000,000	43,201.20	43,201.20	0.00	
	AR-0019	State Pool		11/01/08	Open	2000	2000	2000	0.2400	0.2400	1,000,000	3,143,377.27	3,143,377.27	0.00	1,000,000	289,348.25	289,348.25	0.00	
	AR-0020	State Pool		11/01/08	Open	2000	2000	2000	0.2400	0.2400	1,000,000	57,854,378.51	57,854,378.51	0.00	1,000,000	312,455.85	312,455.85	0.00	
	AR-0021	State Pool		11/01/08	Open	2000	2000	2000	0.2400	0.2400	1,000,000	4,405,170.92	4,405,170.92	0.00	1,000,000	45,210.68	45,210.68	0.00	
	AR-0022	State Pool		11/01/08	Open	2005	2005	2005	0.1000	0.1000	1,000,000	10,006,437.87	10,006,437.87	0.00	1,000,000	1,006.63	1,006.63	0.00	
	AR-0024	State Pool		11/01/08	Open	2005	2005	2005	0.1000	0.1000	0,000,000	0.00	0.00	0.00	1,000,000	1,005.50	1,005.50	0.00	
	AR-0025	State Pool		11/01/08	Open	2005	2005	2005	0.1000	0.1000	1,000,000	25,480,636.20	25,480,636.20	0.00	1,000,000	1,004.21	1,004.21	0.00	
	AR-0026	State Pool		11/01/08	Open	2005	2005	2005	0.1000	0.1000	1,000,000	10,463.28	10,463.28	0.00	1,000,000	1,003.67	1,003.67	0.00	
	AR-0027	State Pool		11/01/08	Open	2005	2005	2005	0.1000	0.1000	1,000,000	109,774.61	109,774.61	0.00	1,000,000	332.98	332.98	0.00	
	AR-0028	State Pool		11/01/08	Open	2000	2000	2000	0.2942	0.2942	1,000,000	10,000,000.00	10,000,000.00	0.00	1,000,000	1,005.69	1,005.69	0.00	
	AR-0029	State Pool		11/01/08	Open	2000	2000	2000	0.2942	0.2942	1,000,000	2,000,000.00	2,000,000.00	0.00	1,000,000	1,011.72	1,011.72	0.00	
	AR-0030	State Pool		11/01/08	Open	2000	2000	2000	0.2942	0.2942	1,000,000	3,000,000.00	3,000,000.00	0.00	1,000,000	1,006.97	1,006.97	0.00	
	AR-0031	State Pool		11/01/08	Open	2000	2000	2000	0.2942	0.2942	1,000,000	25,000,000.00	25,000,000.00	0.00	1,000,000	1,020.19	1,020.19	0.00	
	AR-0032	State Pool		11/01/08	Open	2000	2000	2000	0.2942	0.2942	1,000,000	500,000.00	500,000.00	0.00	1,000,000	1,005.47	1,005.47	0.00	
	AR-0035	State Pool		11/01/08	Open	2000	2000	2000	0.2942	0.2942	1,000,000	1,000,000.00	1,000,000.00	0.00	1,000,000	1,005.89	1,005.89	0.00	
	AR-0036	State Pool		02/12/09	Open	2000	2000	2000	0.2942	0.2942	1,000,000	2,000,000.00	2,000,000.00	0.00	1,000,000	1,005.61	1,005.61	0.00	
	AR-0037	State Pool		01/07/10	Open	2000	2000	2000	0.2400	0.2400	1,000,000	567,000.00	567,000.00	0.00	1,000,000	569,654.39	569,654.39	0.00	
	AR-0038	State Pool		01/07/10	Open	2000	2000	2000	0.2400	0.2400	1,000,000	347,000.00	347,000.00	0.00	1,000,000	348,624.59	348,624.59	0.00	
	AR-0040	State Pool		01/07/10	Open	2000	2000	2000	0.2400	0.2400	1,000,000	34,000.00	34,000.00	0.00	1,000,000	34,159.20	34,159.20	0.00	
	<b>State Pool Total</b>										<b>1,000,000</b>	<b>166,956,812.94</b>	<b>166,956,812.94</b>	<b>0.00</b>	<b>1,000,000</b>	<b>1,995,660.41</b>	<b>1,995,660.41</b>	<b>0.00</b>	
	<b>Investment Total</b>										<b>1,4870</b>	<b>179,462,390.60</b>	<b>179,462,390.60</b>	<b>0.00</b>	<b>1,000,000</b>	<b>193,694,229.28</b>	<b>193,694,229.28</b>	<b>0.00</b>	

**Open Investments**  
**Ft. Bend County**

Effective Interest - Actual Life  
Receipts in Period  
03/31/12

**Open Investments \$193,694,229**



State Pool \$1,995,660 (1.0%)

Money Market \$191,698,569 (99.0%)

**Money Market \$191,698,569 (99.0%)**  
**State Pool \$1,995,660 (1.0%)**

FBC INVESTMENT TRAILING 12 MONTHS

Open Investments	Date	FARMERS		FMC	FHLB	FHLMC	FNMA	FNMA DISCOUNT		State Pool	Prosperity Money Market	Prosperity - Invest. Acct.
		MAC DN						NOTE				
\$ 270,978,390	3/31/2011	\$ -	\$ -	\$ -	\$ -	\$ -	\$ -	\$ -	\$ -	\$ 2,204,848	\$ 268,773,543	\$ -
\$ 255,388,397	4/30/2011	\$ -	\$ -	\$ -	\$ -	\$ -	\$ -	\$ -	\$ -	\$ 2,205,159	\$ 253,183,238	\$ -
\$ 239,117,776	5/31/2011	\$ -	\$ -	\$ -	\$ -	\$ -	\$ -	\$ -	\$ -	\$ 2,205,462	\$ 236,912,314	\$ -
\$ 222,939,178	6/30/2011	\$ -	\$ -	\$ -	\$ -	\$ -	\$ -	\$ -	\$ -	\$ 2,205,743	\$ 220,733,435	\$ -
\$ 204,594,981	7/31/2011	\$ -	\$ -	\$ -	\$ -	\$ -	\$ -	\$ -	\$ -	\$ 2,206,005	\$ 202,388,977	\$ -
\$ 170,973,298	8/31/2011	\$ -	\$ -	\$ -	\$ -	\$ -	\$ -	\$ -	\$ -	\$ 2,206,260	\$ 168,767,039	\$ -
\$ 149,996,961	9/30/2011	\$ -	\$ -	\$ -	\$ -	\$ -	\$ -	\$ -	\$ -	\$ 2,206,506	\$ 147,790,455	\$ -
\$ 124,057,865	10/31/2011	\$ -	\$ -	\$ -	\$ -	\$ -	\$ -	\$ -	\$ -	\$ 2,206,761	\$ 121,851,104	\$ -
\$ 101,219,691	11/30/2011	\$ -	\$ -	\$ -	\$ -	\$ -	\$ -	\$ -	\$ -	\$ 2,207,025	\$ 99,012,666	\$ -
\$ 112,891,589	12/31/2011	\$ -	\$ -	\$ -	\$ -	\$ -	\$ -	\$ -	\$ -	\$ 2,207,388	\$ 110,684,201	\$ -
\$ 175,130,224	1/31/2012	\$ -	\$ -	\$ -	\$ -	\$ -	\$ -	\$ -	\$ -	\$ 1,994,858	\$ 173,135,366	\$ -
\$ 201,940,264	2/29/2012	\$ -	\$ -	\$ -	\$ -	\$ -	\$ -	\$ -	\$ -	\$ 1,995,247	\$ 199,945,017	\$ -
\$ 193,694,229	3/31/2012	\$ -	\$ -	\$ -	\$ -	\$ -	\$ -	\$ -	\$ -	\$ 1,995,660	\$ 191,698,569	\$ -





**Wendt, Sandra**

---

**From:** Laura Turner (111) [laura.turner@prosperitybanktx.com]  
**Sent:** Friday, March 02, 2012 8:59 AM  
**To:** Gasser, Debbie; Sturdivant, Ed; Schultz, Patsy; Vrana, Robin; Wendt, Sandra  
**Subject:** March Interest rates

**In accordance to the Depository bid, the variable interest rate for the month of March will reflect the change in the 91 day t-bill rate. The 91 day t-bill investment rate is 0.117%. Rate paid will be 1.50%. The Texpool rate is 0.1197%. Rate paid on the designated investment accounts will be 1.00%.**

Thank you!

**Laura Turner**  
**Banking Officer**  
**Lending Assistant**  
**Prosperity Bank**  
**Sugar Land Banking Center**  
**14060 Southwest Freeway**  
**Sugar Land, TX 77478**  
**Direct: 281.269.7254**  
**Main: 281.269.7200**  
**Fax: 281.269.7108**

**Email: [laura.turner@prosperitybanktx.com](mailto:laura.turner@prosperitybanktx.com)**

**NYSE: PB**

Prosperity Bank®, ranked #1 Best Bank by Forbes "America's Best And Worst Banks"



Please consider the environment before printing this e-mail - think Green

---

This transmission may contain information that is privileged, confidential and or exempt from disclosure under applicable law. If you are not the intended recipient, you are hereby notified that any disclosure, copying, distribution or use of the information contained herein (including any reliance thereon) is STRICTLY PROHIBITED. If you received this transmission in error, please immediately contact the sender and destroy the material in its entirety, whether in electronic or hard copy format. Thank you.

# Texas CLASS Daily Rates

## March 2012

---

For more information, call Texas CLASS at (800)707-6242  
 Fax: (855)848-9910

# CLASS

<i>Date</i>	<i>Daily Rates</i>	<i>Annual Yield</i>
03/01/12	0.25%	0.25%
03/02/12	0.23%	0.23%
03/03/12	0.23%	0.23%
03/04/12	0.23%	0.23%
03/05/12	0.23%	0.23%
03/06/12	0.23%	0.23%
03/07/12	0.24%	0.24%
03/08/12	0.25%	0.25%
03/09/12	0.25%	0.26%
03/10/12	0.25%	0.26%
03/11/12	0.25%	0.26%
03/12/12	0.24%	0.24%
03/13/12	0.24%	0.24%
03/14/12	0.25%	0.26%
03/15/12	0.24%	0.24%
03/16/12	0.24%	0.24%
03/17/12	0.24%	0.24%
03/18/12	0.24%	0.24%
03/19/12	0.24%	0.24%
03/20/12	0.25%	0.25%
03/21/12	0.25%	0.25%
03/22/12	0.24%	0.24%
03/23/12	0.25%	0.25%
03/24/12	0.25%	0.25%
03/25/12	0.25%	0.25%
03/26/12	0.25%	0.25%
03/27/12	0.25%	0.25%
03/28/12	0.25%	0.25%
03/29/12	0.26%	0.26%
03/30/12	0.25%	0.25%
03/31/12	0.25%	0.25%
Average	0.24%	0.25%

Rates can vary over time. Past performance is no guarantee of future results.

**Current Rates:**

**As of March 31, 2012**

Current Yield<sup>(1)</sup> .10%  
 One-Day Yield<sup>(1)</sup> .10%  
 Allocation Factor<sup>(1)</sup> [0.000002607](#)

**Historical Rates:**

**Monthly Distribution Yields<sup>(2)</sup>**

	<u>2003</u>	<u>2004</u>	<u>2005</u>	<u>2006</u>	<u>2007</u>	<u>2008</u>	<u>2009</u>	<u>2010</u>	<u>2011</u>	<u>2012</u>
January	1.43%	1.03%	2.21%	4.25%	5.25%	4.27%	1.14%	0.17%	0.14%	0.08%
February	1.34%	1.03%	2.40%	4.48%	5.28%	3.57%	0.83%	0.17%	0.17%	0.10%
March	1.36%	1.03%	2.53%	4.55%	5.29%	2.98%	0.74%	0.18%	0.14%	0.10%
April	1.33%	1.02%	2.71%	4.72%	5.26%	2.51%	0.63%	0.19%	0.10%	
May	1.24%	1.01%	2.90%	4.87%	5.23%	2.36%	0.55%	0.19%	0.09%	
June	1.15%	1.07%	2.97%	4.98%	5.26%	2.26%	0.50%	0.21%	0.09%	
July	1.06%	1.25%	3.17%	5.16%	5.25%	2.29%	0.42%	0.23%	0.06%	
August	1.05%	1.39%	3.36%	5.20%	5.25%	2.39%	0.41%	0.24%	0.08%	
September	1.03%	1.55%	3.52%	5.24%	5.15%	2.38%	0.37%	0.21%	0.07%	
October	1.05%	1.68%	3.72%	5.25%	4.99%	2.65%	0.27%	0.19%	0.07%	
November	1.03%	1.82%	3.92%	5.25%	4.80%	2.13%	0.26%	0.17%	0.08%	
December	1.05%	2.05%	4.13%	5.25%	4.53%	1.79%	0.23%	0.15%	0.11%	

Call Toll-Free  
**1-866-TEX-TERM**

*Past performance is not indicative of future results and yields may vary.*

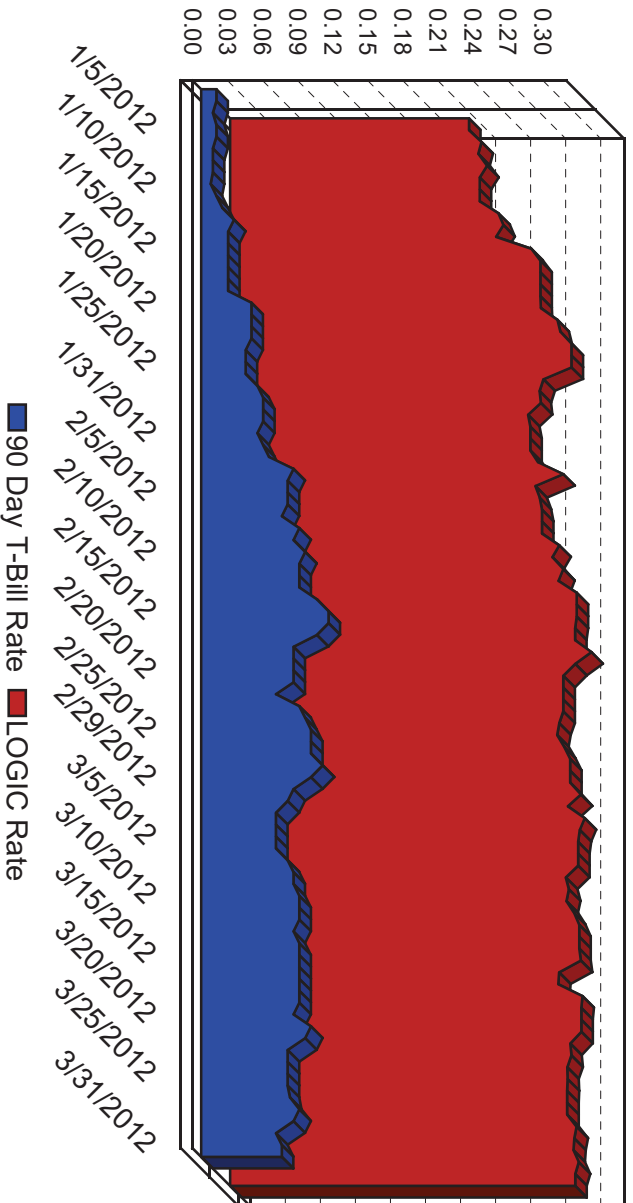
(1) The current yield, which is also known as the current annualized yield or current seven-day yield, represents the net change, exclusive of capital changes and income other than investment income, in the value of a hypothetical account with a balance of one share (normally \$1.00 per share) over a seven-day base period expressed as a percentage of the value of one share at the beginning of the seven-day period. This resulting net change in account value is then annualized by multiplying it by 365 and dividing the result by 7. The yields shown may reflect fee waivers by service providers that subsidize and reduce the total operating expenses of the TexasDAILY portfolio. Portfolio yields would be lower if there were no such waivers. The allocation factor represents the daily net income dividend declared by the TexasDAILY portfolio divided by the portfolio's daily net assets. The one-day yield represents the allocation factor of the TexasDAILY portfolio divided by the daily net asset value per share (normally \$1.00) multiplied by 365. Unlike the current yield—which excludes capital changes and income other than investment income—the allocation factor and one-day yield are inclusive of capital changes and any income other than investment income.

(2) The monthly distribution yield represents the sum of a month's one-day allocation factors divided by the number of days in that month, and multiplied by 365. The yields shown may reflect fee waivers by service providers that subsidize and reduce the total operating expenses of the TexasDAILY portfolio. Portfolio yields would be lower if there were no such waivers.

*This information does not represent an offer to sell or a solicitation of an offer to buy or sell any fund or other security. Investors should consider the Pool's investment objectives, risks, charges and expenses before investing. This and other information about the Pool is available in the Pool's Information Statements, which should be read carefully before investing. Copies of the Pool's Information Statements may be obtained by calling 1-866-839-8376 or are available on the Pool's website at [www.texasterm.net](http://www.texasterm.net). While TexasDAILY seeks to maintain a stable net asset value of \$1.00 per share and TexasTERM seeks to achieve a net asset value of \$1.00 per share at its stated maturity, it is possible to lose money investing in the Pool. An investment in the Pool is not insured or guaranteed by the Federal Deposit Insurance Corporation or any other government agency. Shares of the Pool are distributed by **PFM Fund Distributors, Inc.**, member Financial Industry Regulatory Authority (FINRA) ([www.finra.org](http://www.finra.org)) and Securities Investor Protection Corporation (SIPC) ([www.sipc.org](http://www.sipc.org)). PFM Fund Distributors, Inc. is a wholly owned subsidiary of PFM Asset Management LLC.*

# Daily Rates

## LOGIC versus 90-Day Treasury Bill



This material is for information purposes only. This information does not represent an offer to buy or sell a security. The above rate information is obtained from sources that are believed to be reliable; however, its accuracy or completeness March be subject to change. The LOGIC management fee may be waived in full or in part at the discretion of the LOGIC co-administrators and the LOGIC rate for the period shown reflects waiver of fees. This table represents investment performance/return to the customer, net of fees, and is not an indication of future performance. An investment in the security is not insured or guaranteed by the Federal Deposit Insurance Corporation or any other government agency. Although the issuer seeks to preserve the value of an investment at \$1.00 per share, it is possible to lose money by investing in the security. Information about these and other program details are in the fund's Information Statement which should be read carefully before investing. The yield on the 90-day Treasury Bill ("T-Bill Yield") is shown for comparative purposes only. When comparing the investment returns of the LOGIC pool to the T-Bill Yield, you should know that the LOGIC pool consist of allocations of specific diversified securities as detailed in the respective Information Statements. The T-Bill Yield is taken from Bloomberg Finance L.P. and represents the daily closing yield on the then current 90-day T-Bill.

# Daily Summary

## Daily Summary for March 2012

Date	My Mkt Fund Equiv. [SEC Std.]	Daily Allocation Factor	LOGIC Invested Balance	Market Value Per Share	WAM Days (1)*	WAM Days (2)*
3/1/2012	0.2994%	0.000008202	\$3,239,288,032.21	1.000100	53	55
3/2/2012	0.2980%	0.000008164	\$3,249,110,926.77	1.000082	51	53
3/3/2012	0.2980%	0.000008164	\$3,249,110,926.77	1.000082	51	53
3/4/2012	0.2980%	0.000008164	\$3,249,110,926.77	1.000082	51	53
3/5/2012	0.2875%	0.000007876	\$3,250,154,363.14	1.000095	51	53
3/6/2012	0.2901%	0.000007948	\$3,254,626,004.56	1.000104	52	54
3/7/2012	0.2880%	0.000007891	\$3,255,096,195.69	1.000111	52	53
3/8/2012	0.2946%	0.000008070	\$3,272,333,714.38	1.000117	51	53
3/9/2012	0.2990%	0.000008193	\$3,261,676,349.04	1.000097	49	51
3/10/2012	0.2990%	0.000008193	\$3,261,676,349.04	1.000097	49	51
3/11/2012	0.2990%	0.000008193	\$3,261,676,349.04	1.000097	49	51
3/12/2012	0.3003%	0.000008228	\$3,259,874,485.21	1.000119	49	50
3/13/2012	0.2817%	0.000007718	\$3,398,634,407.42	1.000114	47	49
3/14/2012	0.2810%	0.000007698	\$3,378,311,090.78	1.000112	47	51
3/15/2012	0.3017%	0.000008265	\$3,362,523,491.89	1.000117	49	53
3/16/2012	0.3007%	0.000008239	\$3,361,960,650.07	1.000123	46	50
3/17/2012	0.3007%	0.000008239	\$3,361,960,650.07	1.000123	46	50
3/18/2012	0.3007%	0.000008239	\$3,361,960,650.07	1.000123	46	50
3/19/2012	0.2913%	0.000007981	\$3,374,541,695.03	1.000135	46	50
3/20/2012	0.2922%	0.000008005	\$3,364,567,852.46	1.000139	46	50
3/21/2012	0.2887%	0.000007910	\$3,356,021,686.60	1.000139	46	50
3/22/2012	0.2890%	0.000007919	\$3,320,693,189.12	1.000141	46	50
3/23/2012	0.2886%	0.000007907	\$3,334,979,326.23	1.000125	44	48
3/24/2012	0.2886%	0.000007907	\$3,334,979,326.23	1.000125	44	48
3/25/2012	0.2886%	0.000007907	\$3,334,979,326.23	1.000125	44	48
3/26/2012	0.2966%	0.000008126	\$3,339,644,862.02	1.000141	43	47
3/27/2012	0.2947%	0.000008074	\$3,345,179,609.59	1.000144	45	49
3/28/2012	0.2940%	0.000008055	\$3,326,155,861.17	1.000145	45	49
3/29/2012	0.2985%	0.000008178	\$3,327,779,126.33	1.000139	46	50
3/30/2012	0.2955%	0.000008097	\$3,263,401,089.13	1.000129	45	49
3/31/2012	0.2955%	0.000008097	\$3,263,401,089.13	1.000129	45	49
Average	0.2942%	0.000008060	\$3,308,884,180.72		48	51

March 31, 2012						
FUND	DESCRIPTION	BEGINNING BALANCE	DEPOSITS	WITH- DRAWALS	INTEREST	ENDING BALANCE
100	General Operating	83,413,094.89	15,161,709.86	22,749,371.96	99,718.95	75,925,151.74
150	Juvenile Operations	6,783,444.44	505,819.48	434,809.54	8,795.04	6,863,249.42
155	Road & Bridge	9,797,113.88	2,389,644.72	1,344,212.37	13,367.20	10,855,913.43
160	Drainage District	8,585,220.19	164,323.41	400,027.82	10,784.17	8,360,299.95
165	Lateral Road	478,143.62	-	-	404.98	478,548.60
170	Statue Restoration	4,230.51	-	-	3.58	4,234.09
175	City Water Assistance	22,950.64	595.00	534.02	19.59	23,031.21
185	Entex Contributions	977.17	-	246.29	0.70	731.58
190	HL & P Assistance	1.85	-	-	-	1.85
195	County Law Library	946,761.54	26,262.57	5,996.59	811.92	967,839.44
200	Law Enforcement Academy	786,617.70	14,744.00	6,265.76	673.27	795,769.21
210	Ambulance Paramedics	8,723.87	-	6.91	7.38	8,724.34
360	Law Enforcement Training	39,525.16	-	-	33.48	39,558.64
215	Library Donations	132,491.54	3,588.51	3,952.53	112.54	132,240.06
225	FBC Asset Forfeiture-Task-State	1,030,971.58	-	6,183.09	870.00	1,025,658.49
235	Probate Court Training	65,164.80	440.00	-	55.34	65,660.14
245	Alert Program-Juvenile	41,246.57	550.00	-	35.20	41,831.77
255	D A Asset Forfeiture-Fed.	14,185.08	-	1,671.64	11.27	12,524.71
260	D A Bad Check Coll Fund	118,384.58	4,678.91	5,118.29	100.74	118,045.94
265	Gus George Memorial	3,039.65	-	-	2.57	3,042.22
275	D A Special Fund Run	16,874.82	-	-	14.29	16,889.11
280	Co.Atty.Supplemental Salary	145,315.09	-	1,962.35	122.38	143,475.12
285	FBC Records Management	1,917,154.03	72,141.40	42,767.71	1,628.17	1,948,155.89
290	VIT Interest (Tax Coll)	419.58	-	-	0.36	419.94
295	Courthouse Security	446,565.10	22,554.45	-	387.67	469,507.22
300	FBC Elections	886,034.88	6,710.00	28,112.76	745.09	865,377.21
305	FBC Asset Forfeiture-Task-Fed.	45,472.83	-	2,639.41	37.38	42,870.80
310	Sheriff Ofc/Forfeiture-Assets-St.	590,621.55	3,125.93	8,790.55	494.66	585,451.59
315	Sheriff Ofc/Forfeiture-Assets-Fed.	804,254.44	-	108,449.59	639.52	696,444.37
320	Constable Pct. 2 F/A	2,759.98	-	-	2.34	2,762.32
335	DA Asset Forfeiture-State	547,725.52	33,638.46	9,169.08	489.03	572,683.93

Prosperity Bank  
Money Market Accounts

355	FBC Co.Child Abuse Prev.	6,879.39	145.11	5.39	5.89	7,025.00
732	2007 Facilities Constr.Bonds	5,654,103.26	-	243,429.42	4,753.40	5,415,427.24
810	Toll Road Operations	33,679,813.52	1,439,413.96	1,397,589.27	28,122.55	33,749,760.76
896	On Site Wastewater	1,134.80	270.00	0.80	1.04	1,405.04
898	Consolidated Court Cost	275,779.08	259,636.54	117.25	368.63	535,667.00
390	Child Protective Service IV-E	149,728.89	1,913.49	5,283.35	124.77	146,483.80
400	CDGB 2001	82,743.16	287,500.97	331,193.02	142.36	39,193.47
402	Hope 3 Program Sales	786.75	-	-	0.67	787.42
410	Child Support IVD Reimb.	183,699.22	3,296.80	211.27	157.61	186,942.36
415	Local Law Enf.Block Grant	146,007.16	4,366.43	15,917.04	118.98	134,575.53
440	Supervision	1,278,403.20	1,020,624.08	265,598.88	2,237.53	2,035,665.93
855	Work.Comp &Unempl. Ins.	1,592,829.40	4,023.27	113,105.13	1,256.86	1,485,004.40
205	Surface Water Supply Corp.	7,645.98	-	-	6.48	7,652.46
TREA	Treasurer's Account	505,974.10	6,208,944.63	6,486,875.72	470.55	228,513.56
INVE	FBC Investment Account	-	-	-	-	-
850M	Boon-Chapman Medical	12,233,547.48	-	1,389,891.76	14,649.25	10,858,304.97
850D	Boon-Chapman Dental	2,610,591.14	-	118,740.69	3,239.43	2,495,089.88
850	Employee Benefits	4,108,438.63	398,485.57	678,814.52	3,426.45	3,831,536.13
882	Boon-Chapman 125	115,438.45	45,119.52	74,923.48	124.60	85,759.09
884	Fee Officer's Account	1,696,524.35	1,795,769.97	1,457,790.52	2,557.15	2,037,060.95
912	JP Credit Card Processing	34,102.48	165,302.80	110,794.98	65.97	88,676.27
908	EMS Credit Card Processing	4,044.08	3,425.95	4,195.28	2.10	3,276.85
600/605	Debt Service Account	10,693,626.71	617,567.98	-	9,385.80	11,320,580.49
726	Oyster Creek	39,946.25	-	-	33.83	39,980.08
728	Flood Control Water Supply	3,701,956.63	-	-	4,703.30	3,706,659.93
GAS	FBC Fuel Account (Susser)	7.71	432,969.89	432,977.60	15.88	15.88
734	2009 Justice Center Const.Bnds	1,595,296.75	4.00	425,655.00	1,953.56	1,171,599.31
332	Fire Marshal St. Asst. Forfeiture	641.67	-	-	0.82	642.49
736	Mobility Proj.Const.Bnds 2009	1,233,338.09	-	841,158.22	1,193.75	393,373.62
JPEF	JP #4 E-Filing	113.08	15.00	124.08	0.02	4.02
DACC	D A Credit Card Processing	6,972.97	5,232.05	3,251.93	8.92	8,962.01
PTCC	Public Transportation Credit Cards	1,478.67	567.30	1.31	2.12	2,046.78
CSCDCC	CSCD Credit Card	35,121.27	26,689.00	41,550.27	37.41	20,297.41

Prosperity Bank  
Money Market Accounts

815	Grand Pkwy Toll Road Ops	52,738.82	-	-	44.67	52,783.49
145	Emergency Svc Dist 100	540,107.15	568.12	-	686.90	541,362.17
805	Sheriff's Inmate Credit Card	(15,00)	373.72	-	0.03	358.75
130	Assistance Dist Number 1	(15.02)	15.02	-	-	-
	Total	199,945,017.35	31,132,767.87	39,599,484.44	220,268.09	191,698,568.87