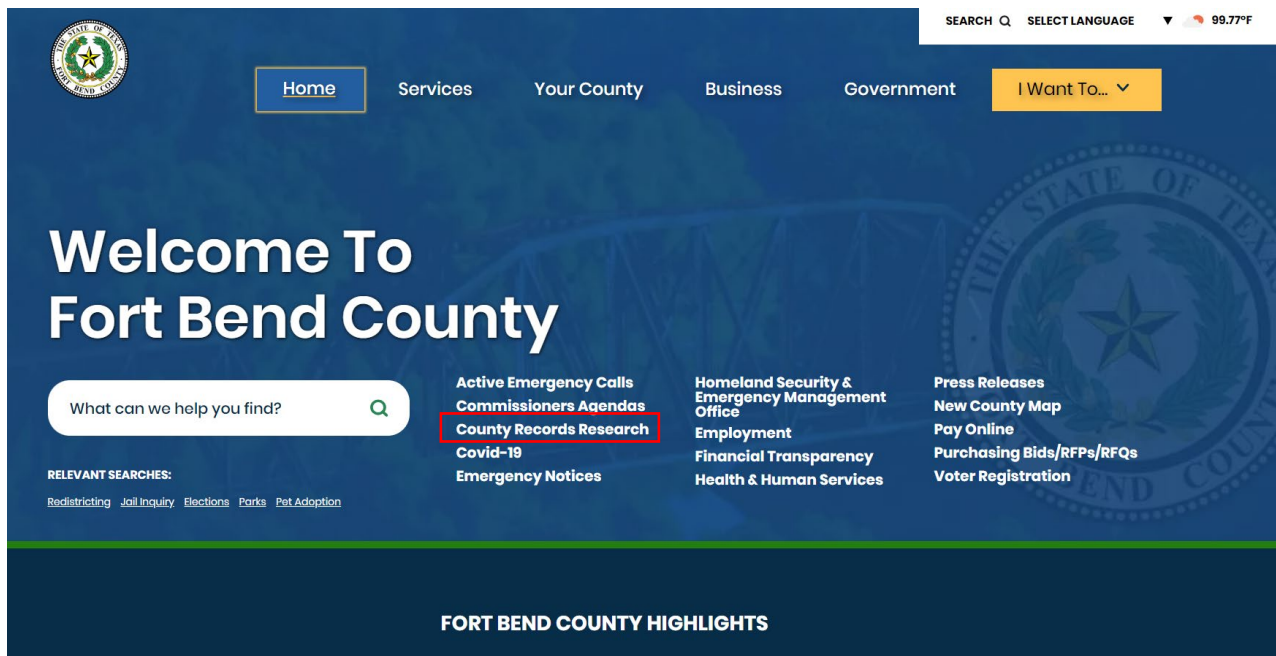
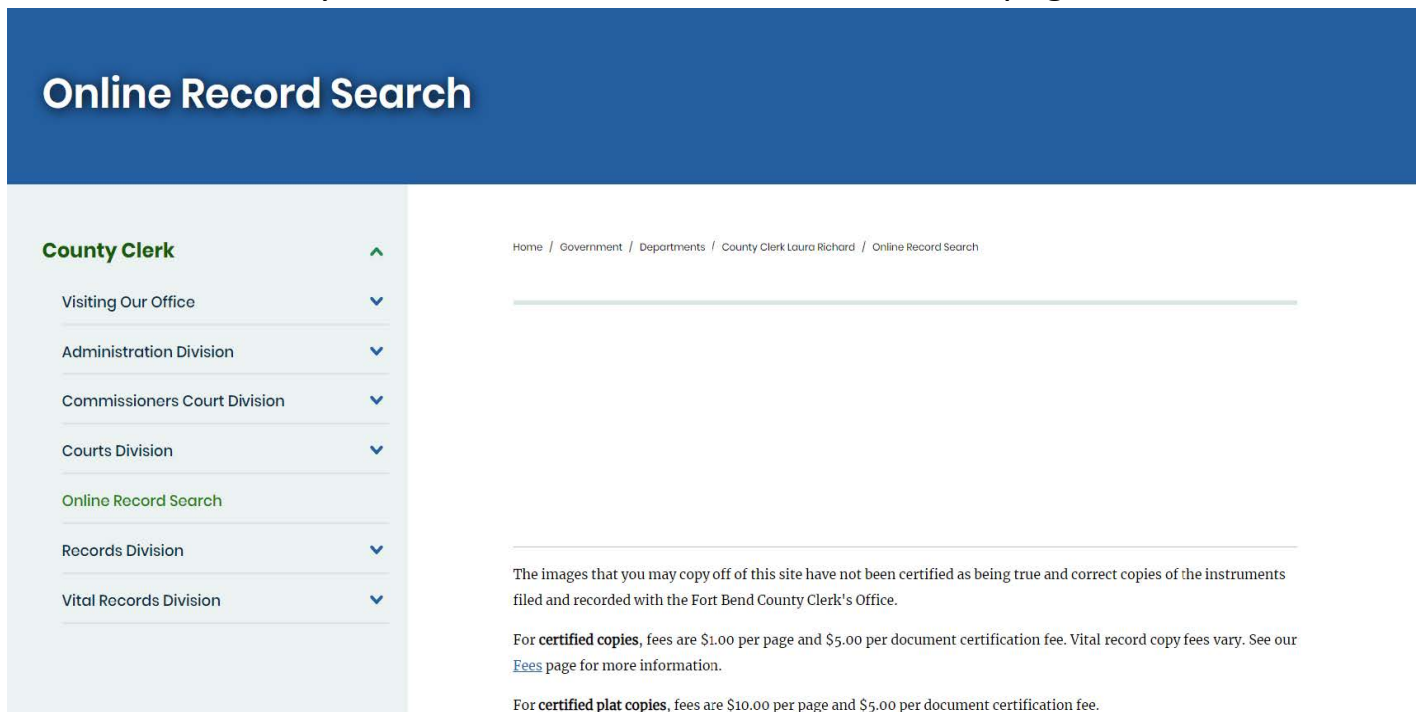


Instructions for Conducting a Misdemeanor Search:

From the Fort Bend County Home Page, select **County Records Research**.



This will take you to the **“Online Record Search”** page



Select “Misdemeanor”

Deaths that occurred in Fort Bend County are the only records available via this site. Death certificates are not public record. [Contact us](#) for information on how to obtain a copy. ([search instructions](#)) [PDF]

Marriage Records Search

Marriage records (applications and licenses) that were issued by Fort Bend County are available via this site. ([search instructions](#)) [PDF]

Court Records

[Civil Court](#) Search

Court cases under \$250,000 as well as condemnation and workers compensation matters from 1983 forward. [Civic Court](#) ([search instructions](#)) [PDF]

[Commissioner's Court](#) Search

Commissioner Court Minutes, Attachments and Videos from 1983 forward.

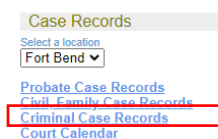
[Misdemeanor](#) Search

Class A & B Misdemeanors such as driving while intoxicated (DWI), theft, assault, and possession of marijuana as well as Class C appeals from the Justice of the Peace and the municipal courts from 1983 forward.

- [Misdemeanor](#) ([search instructions](#)) [PDF]
- [Misdemeanor Unfiled Cases From October 2, 2017 Forward](#) ([search instructions](#)) [PDF]

This will redirect you to the “Case Records” page.

Select “Criminal Case Records”



This will take you to “Criminal Case Records.”

On the Criminal Case Records page, you will have to choose various criteria as the basis for your search.

You can search by **Case Number**, **Party Name**, **Attorney** or **Date the case was filed**.
When you have entered the necessary information, click on “**Search**”

The screenshot shows the search interface for Fort Bend County Criminal Case Records. At the top, a blue header contains the text "Fort Bend County". Below this, the page title "Criminal Case Records" is displayed. A red asterisk indicates required fields. The "Search By:" section has radio buttons for "Case" (selected), "Defendant", "Citation", "Attorney", and "Date Filed". The "Case:" field has radio buttons for "Number" (selected) and "Cross Ref Number", with a red asterisk and "Case Number:" label above a text input box. The "Case Status:" section has radio buttons for "All" (selected), "Open", and "Closed". The "Date Filed:" section includes a label "(e.g. 11/12/1955)", radio buttons for "On or After" and "On or Before", and two text input boxes separated by "and". The "Case Types:" section has a label "All case types will be searched if none are selected in this list." and a list box containing: "Adult Felony", "Adult Misdemeanor", "All Other Cases Added", "Contempt, Extradition, and Other Proceedings", "Free Standing Bonds", "IBC", and "Misdemeanor Unfiled Case". To the right of the list box are instructions: "To return only certain case types, select them in this list.", "Hold down the Shift key to select a range of case types.", and "Hold down the Ctrl key to select or deselect a single case type at a time." The "Sort By:" section has a dropdown menu set to "Filed Date". At the bottom are "Search" and "Clear Form" buttons.

This will bring up all misdemeanor cases filed in Fort Bend County with the criteria that you entered.

Click on the case number (in blue on the left side of the page).

Your will be directed to the “**REGISTER OF ACTIONS**” page. The Register of Actions page will provide you party information, Events & Orders of the Court information, along with Financial Information.