



Fort Bend County
Health & Human Services Epidemiology Division
Jacquelyn Johnson-Minter, MD, MBA, MPH | Director & Local Health Authority
Nicolette Janoski, MPH | Epidemiology Division | Chief Epidemiologist

DOCUMENT DETAILS

SUBJECT/TITLE:	Fort Bend County Syndromic Surveillance Report
AUTHOR NAME(S):	Nicolette Janoski, Debbie Figueroa, Catalina Lozano
DATA AUTHOR NAME(S)	Debbie Figueroa, Catalina Lozano
DEPARTMENT NAME:	Epidemiology Division
DATE OF SUBMISSION:	April 11, 2022

Syndromes presented in this report are influenza-like illness (ILI), upper and lower respiratory tract infections (URTI, LRTI), enteric, and foodborne. The reports contain the following information:

- Counts of the total number of emergency department or urgent care visits reported through ESSENCE for week 13 of 2022.
- Counts and percentages of the number of emergency department or urgent care visits that meet each individual syndrome criteria for week 13 of 2022.

FORT BEND COUNTY

- No significant increase in the emergency department or urgent care visits was reported for Influenza, LTI, UTI for week 13 compared to the weeks before in Fort Bend County.
- Syndromic surveillance for influenza-like illness (ILI) in Fort Bend County showed a small decrease (13) for week 13, when compared to the previous week.
- Not significant influenza activity was reported in Fort Bend County for week 13, 12 influenza positives were reported corresponding to 12 positive influenza rapid tests (11 Flu A and 1 Flu B), 0 Culture/PCR+ flu A and no hospitalizations were reported by Fort Bend County sentinel providers for week 13. No influenza-associated deaths have been reported in Fort Bend County for the 2021-2022 season.
- No significant increase in the emergency department or urgent care visits was reported for Enteric and Food-Borne activity in Fort Bend County for week 13 compared to the weeks before in Fort Bend County

TEXAS¹

- Compared to the previous week 12, the percentage of specimens testing positive for influenza reported by hospital laboratories has decreased. The percentage of patient visits due to influenza-like illness (ILI) has decreased. No influenza-associated pediatric deaths were reported.
- The percentage of visits for ILI as reported by ILINet providers decreased to 0.16% in week 13 compared to the previous week.
- The percentage of specimens testing positive for influenza by hospital laboratories in Texas decreased to 0.52% in week 13 compared to the previous week.

¹ Texas Department of State Health Services. (2022). Texas Influenza Surveillance Report 2021-2022 Season/ 2022 MMWR Week 11. Retrieved from: <https://www.dshs.state.tx.us/IDCU/disease/influenza/surveillance/2022/2022Wk11Mar25.pdf>

Figure 1. Influenza Surveillance Summary: Fort Bend County Hospitals and Providers

Week Ending	3/12/22	3/19/22	3/26/22	04/2/22
CDC Week	10	11	12	13
Total Positive Influenza Test	17	5	19	12
Positive A Influenza (Rapid/Culture-PCR)	17	5	17/1	11
Positive B Influenza (Rapid/Culture-PCR)	0	0	1/0	1
Influenza Hospitalizations	0	0	0	0
Influenza-associated Pediatric Deaths	0	0	0	0
Influenza-associated Adult Deaths	0	0	0	0

Figure 2. Number and Percentage of Tests (Antigen, Culture, PCR) Positive for Influenza by Type and Subtype Reported by Texas Hospital Laboratories, 2021-2022 Season

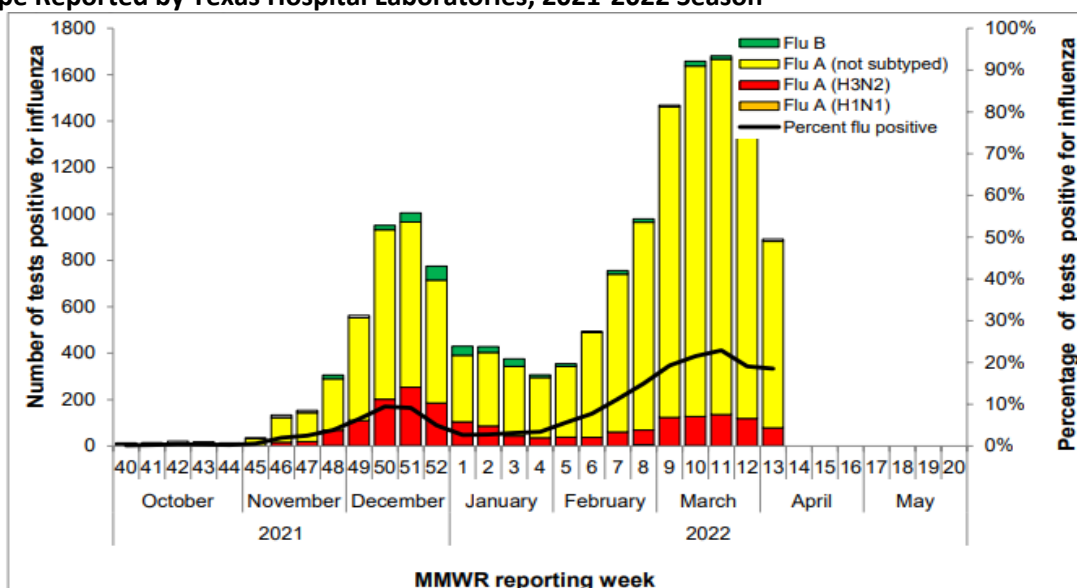


Figure 3. ESSENCE Syndromic MMWR Weekly Surveillance for Influenza-like Illness: Fort Bend County, December 26, 2021-April 02, 2022

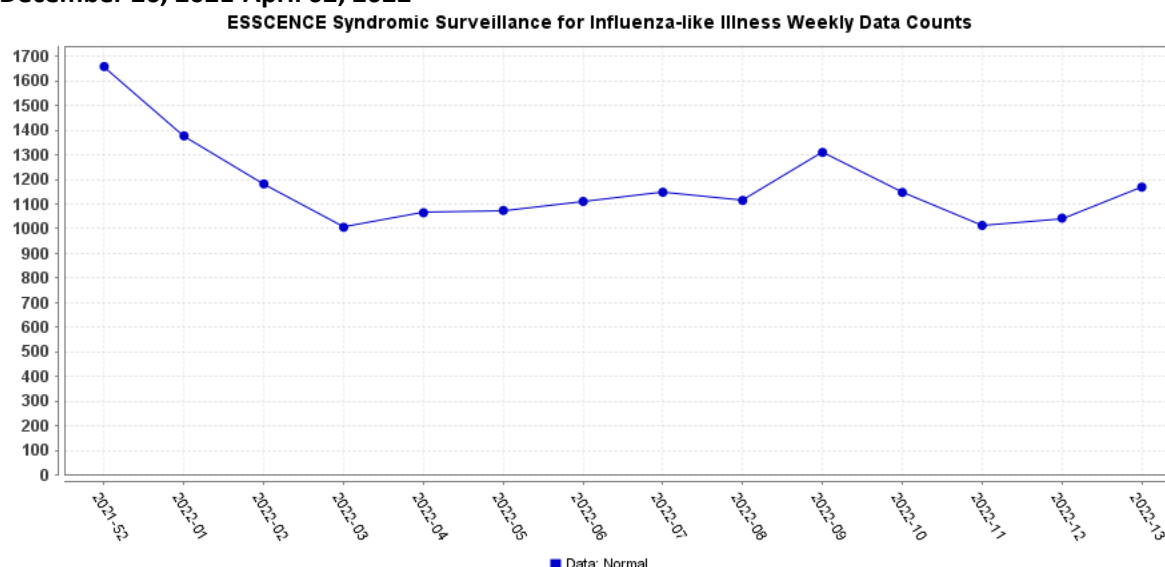


Figure 4. ESSENCE Syndromic Surveillance for Influenza-like Illness: Fort Bend County, December 26, April 11, 2022

2021-April 02, 2021

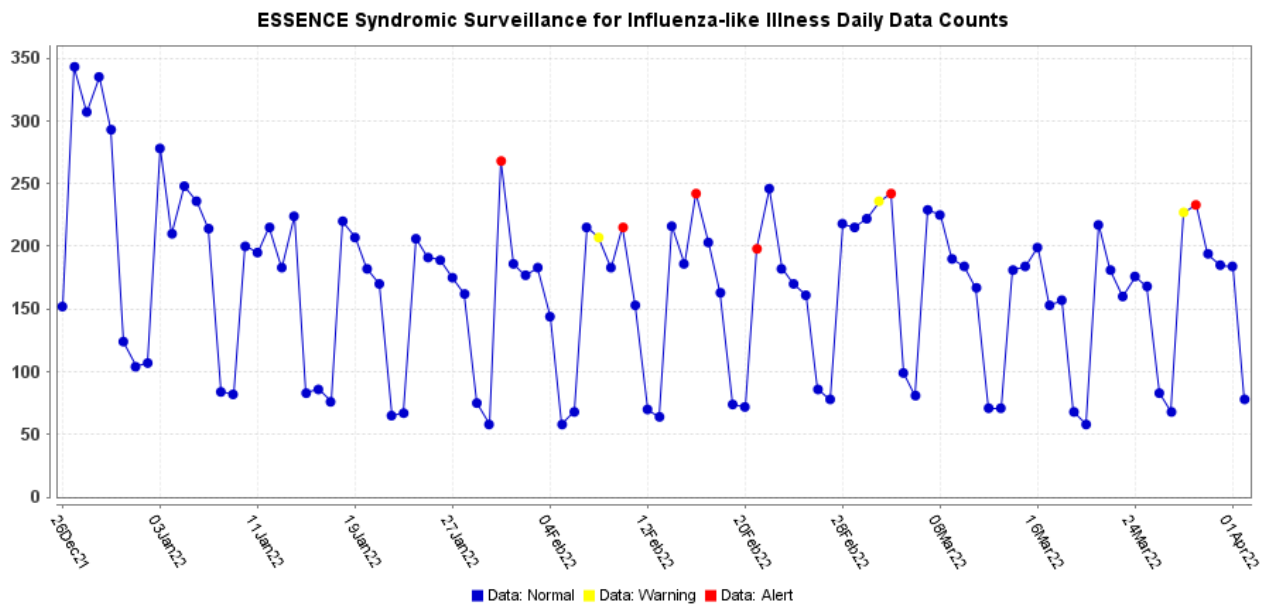


Figure 5. ESSENCE Syndromic MMWR Weekly Surveillance for Lower Respiratory Tract Infections (LRTI) and Upper Respiratory Tract Infections (URTI): Fort Bend County, December 26, 2021-April 02, 2022

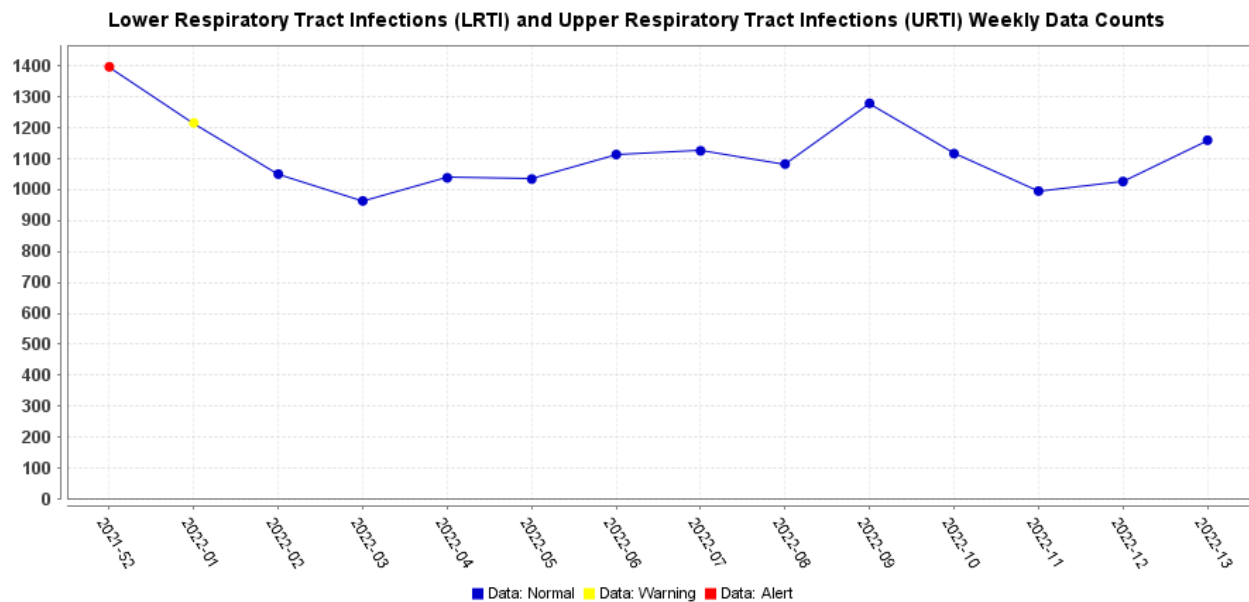


Figure 6. ESSENCE Syndromic Surveillance for Lower Respiratory Tract Infections (LRTI) and Upper Respiratory Tract Infections (URTI): Fort Bend County, December 26, 2021-April 02, 2022
Lower Respiratory Tract Infections (LRTI) and Upper Respiratory Tract Infections (URTI) Daily Data Counts

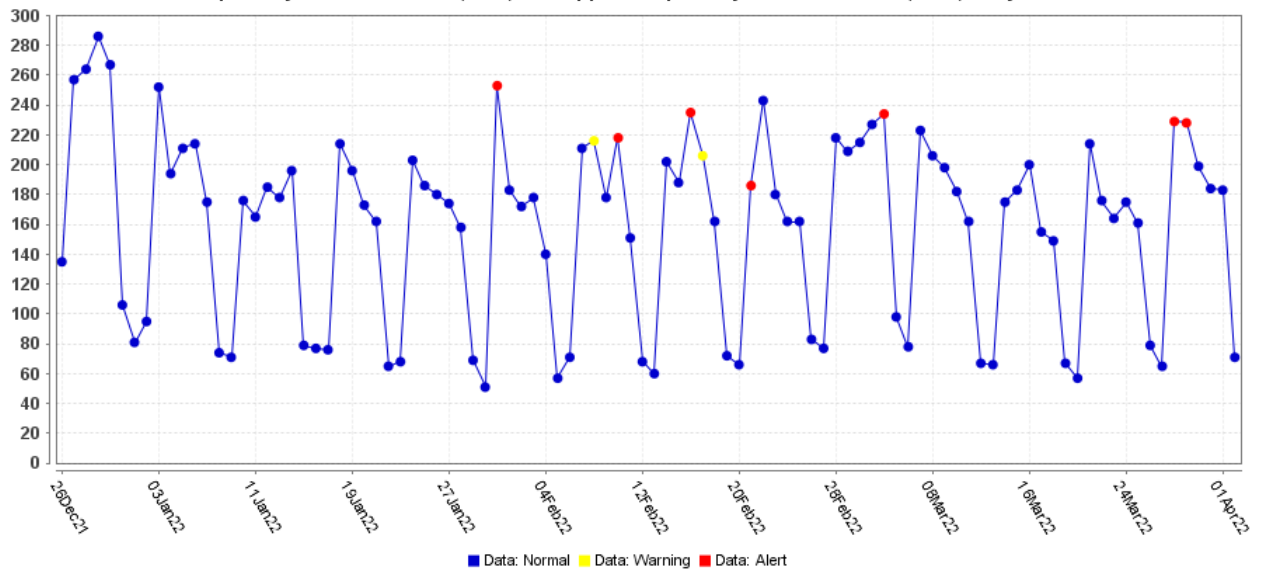


Figure 7. ESSENCE Syndromic Surveillance for Enterics/Foodborne: Fort Bend County, December 26, 2021-April 02, 2022

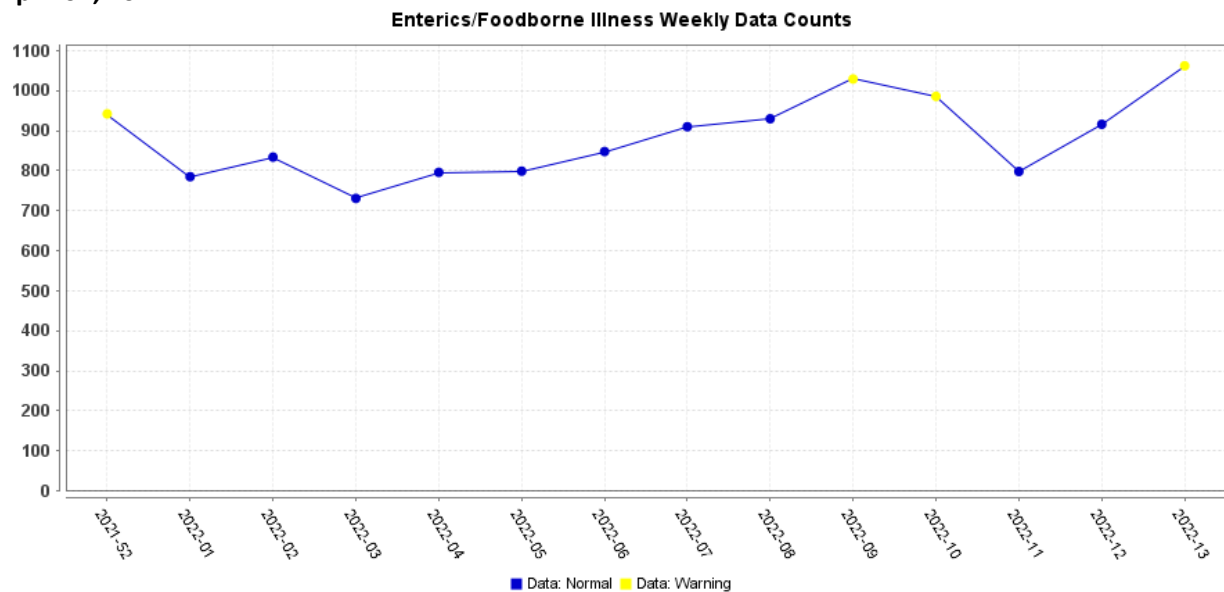
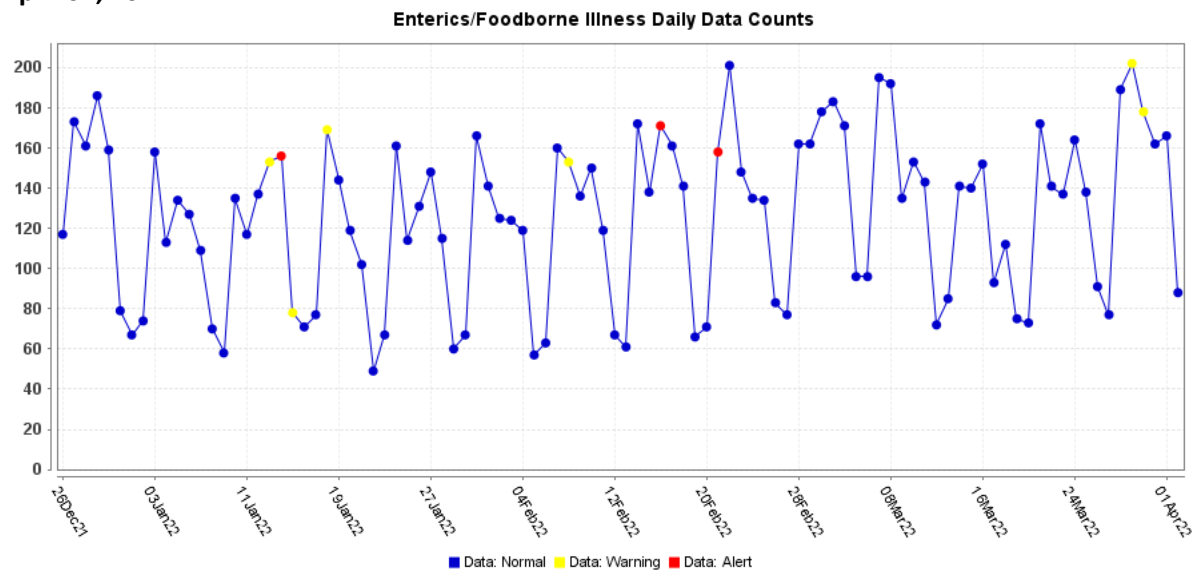


Figure 8. ESSENCE Syndromic Surveillance for Enterics/Foodborne: Fort Bend County, December 26, 2021-April 02, 2022



Syndrome Definitions for Clinical Visits

- Influenza-Like Illness (ILI)** – Any Chief Complaint Sub Syndromes including cough, fever or chills, chills, chest congestion, body aches, fever only, headache, nasal congestion, Influenza, shortness of breath, ILI, sore throat, difficulty breathing, and fatigue.
- Lower Respiratory Tract Infections (LRTI) and Upper Respiratory Tract Infections (URTI)** – Any Chief Complaint Sub Syndromes including cough, fever or chills, chills, chest congestion, body aches, fever only, headache, nasal congestion, shortness of breath, sore throat, difficulty breathing, fatigue, Upper Respiratory Infection, Lower Respiratory Infection, dizziness.
- Enterics/Foodborne Illness** – Any Chief Complaint Sub Syndromes including abdominal pain, diarrhea, Cryptosporidiosis, drowsiness, Escherichia Coli, Fever, Chills, food poisoning, gastroenteritis, GI bleeding, loss Of appetite, nausea, Salmonellosis, Shigellosis, vomiting, Cyclosporiasis, Campylobacteriosis, Cholera, Listeriosis, Typhoid, Vibrio, headache, malaise abdominal pain, diarrhea, Cryptosporidiosis, drowsiness, Escherichia and non-infectious acute conditions related to stomach distress (e.g., gi bleeding, appendicitis).