

**Fort Bend County, Texas
Request for Proposals**



**Retrofit and Repairs to Mobile Health Unit for Health and Human Services
RFP 24-016**

SUBMIT SEALED PROPOSALS TO:

Fort Bend County
Purchasing Department
Travis Annex
301 Jackson, Suite 201
Richmond, TX 77469

Note: All correspondence must include the term
“Purchasing Department” in address to assist in
proper delivery

SUBMIT NO LATER THAN:

February 27, 2024
2:00 PM (CST)

LABEL ENVELOPE:

RFP 24-016
RETROFIT & REPAIR MOBILE
HEALTH UNIT for HHS

***ALL PROPOSALS MUST BE TIME/DATE STAMPED AND RECEIVED BY THE PURCHASING OFFICE
OF FORT BEND COUNTY ON OR BEFORE THE SPECIFIED TIME/DATE STATED ABOVE.***

***PROPOSALS RECEIVED AS REQUIRED WILL THEN BE OPENED AND NAMES PUBLICLY READ.
PROPOSALS RECEIVED AFTER THE SPECIFIED TIME, WILL BE RETURNED UNOPENED.***

Results will not be given by phone.
Results will be provided to bidder in writing
after Commissioners Court awards.

Requests for information must be in
writing and directed to:
Cheryl Krejci
Assistant County Purchasing Agent
Cheryl.Krejci@fortbendcountytexas.gov

Vendor Responsibilities:

- Download and complete any addendums. (Addendums will be posted on the Fort Bend County website no later than 48 hours prior to RFP opening).
- Submit response in accordance with requirements stated on the cover of this document.
- Do NOT submit responses via email or fax.



COUNTY PURCHASING AGENT
Fort Bend County, Texas

Vendor Information

Jaime Kovar
Purchasing Agent

Office (281) 341-8640

Legal Company Name (top line of W9)				
Business Name (if different from legal name)				
Type of Business	Corporation/LLC Sole Proprietor/Individual	Partnership Tax Exempt	Age in Business?	
Federal ID # or S.S. #		SAM.gov Unique Entity ID #		
SAM.gov CAGE / NCAGE				
Publicly Traded Business	___ No ___ Yes Ticker Symbol _____			
Remittance Address				
City/State/Zip				
Physical Address				
City/State/Zip				
Phone Number				
E-mail				
Contact Person				
Check all that apply to the company listed above and provide certification number.	DBE-Disadvantaged Business Enterprise ___	Certification # _____	<u>Cert Date</u>	<u>Exp Date</u>
	SBE-Small Business Enterprise ___	Certification # _____	_____	_____
	HUB-Texas Historically Underutilized Business ___	Certification # _____	_____	_____
	WBE-Women's Business Enterprise ___	Certification # _____	_____	_____
Company's gross annual receipts	<\$500,000 _____	\$500,000-\$4,999,999 _____		
	\$5,000,000-\$16,999,999 ___	\$17,000,000-\$22,399,999 _____	>\$22,400,000 _____	
NAICs codes (Please enter all that apply)				
Signature of Authorized Representative				
Printed Name				
Title				
Date				

THIS FORM MUST BE SUBMITTED WITH THE SOLICITATION RESPONSE

1.0 SCOPE OF WORK:

It is the intent of Fort Bend County (the “County”) to contract with one (1) vendor to retrofit and repair one (1) Mobile Health Unit for Fort Bend County Health and Human Services which meets or exceeds the specifications as stated herein. It is the County’s intent that the resulting lump-sum contract will be funded in whole or in part with funding provided under the American Rescue Plan Act (“ARPA”). As such, Respondent is responsible for complying with any and all applicable federal and State statutes, regulations, policies, guidelines, and requirements. In addition to any standard County terms and conditions and other provisions included by the County in the resulting contract, the resulting contract must include the provisions laid out in Exhibit A to this RFP.

2.0 PROPOSAL SUBMISSION:

2.1 Questions:

Questions concerning this RFP must be submitted in writing to Ms. Cheryl Krejci, Assistant County Purchasing Agent, 301 Jackson, Suite 201, Richmond, Texas 77469, Cheryl.Krejci@fortbendcountytexas.gov. Responses to questions will be issued in writing only; verbal questions and responses will not be considered. Deadline for submission of questions and/or requests for clarification is **no later than 9:00 am (CST), Thursday, February 15, 2024**. Requests received after the deadline will not be responded to due to the time constraints of this Proposal process.

2.2 When submitting a Proposal in response to this request, the following are required:

2.2.1 **One (1) original, five (5) copies and one (1) electronic response on flash drive. Flash drive must contain only one (1) file in PDF format and must match written original response and all copies identically. Failure to provide proper Flash drive, copies and/or original is cause for disqualification.**

2.2.2 Ensure that this RFP is included in your Proposal and that all the information requested is included with Respondent’s Proposal.

2.2.3 Provide a title page showing the RFP subject, name of Respondent, address, telephone number and email address. The title page must be signed by an officer of the firm.

2.2.4 Provide all required elements as stated herein.

2.3 Proprietary Information:

If a proposal includes any proprietary data or information that the respondent does not want disclosed to the public, such data or information must be clearly identified on every page on which it is found. Data or information so identified will be used

by Fort Bend County officials and representatives solely for the purpose of evaluating Proposals and conducting contract negotiations.

2.4 Modification or Withdrawal of Proposals:

Any proposal may be withdrawn or modified by written request of the Respondent prior to the deadline for submission. Modifications received after the submission deadline will not be considered. No proposal may be withdrawn for a period of ninety (90) calendar days after opening without permission of Fort Bend County. Respondents will be accorded fair and equal treatment with respect to any opportunity for discussion and revision. Fort Bend County reserves the right to request best and final offers or additional information from each Respondent after proposals are evaluated.

2.5 Preparation of Proposal:

Proposals must be in correct format and complete. Respondents are expected to address all items in as much detail as necessary for Fort Bend County representatives to make a fair evaluation of the company and the proposal.

2.6 Opening of Proposals:

Proposals will only be publicly received and acknowledged only so as to avoid disclosure of the contents to competing Respondents and kept secret during negotiation. However, all proposals shall be open for public inspection after the contract is awarded. Trade secrets and any material that is considered to be confidential information contained in the proposal and identified by Respondent as such will be treated as confidential to the extent allowable in the Open Records Act.

2.7 Contract Award:

Fort Bend County Commissioners Court will award the contract to the responsible company(s) who has been determined to be the best evaluated offer. Accordingly, Fort Bend County may award a contract to a Respondent that is not the least-priced bidder. Fort Bend County reserves the right to reject any or all proposals and is not obligated to award a contract pursuant to this RFP. It is Fort Bend County's intent to award one contract as a result of this solicitation, but the County reserves the right to award a contract to multiple firms if it deems doing so is in the County's best interest.

2.8 Exceptions to RFP:

Any and all exceptions/substitutes, conditions, or qualifications to the provisions contained herein must be clearly identified as such together with reasons for taking exception and inserted in the proposal along with associated costs.

3.0 PROPOSAL CONTACT:

This Proposal is being issued by the County Purchasing Agent on behalf of Fort Bend County, Texas. Thus, responses should be directed to the Assistant Purchasing Agent, as outlined below. **Respondents are specifically directed NOT to contact any County personnel for meetings, conferences or technical discussions that are related to this Proposal other than specified herein. Unauthorized contact of any County personnel will likely be cause for rejection of the respondent's proposal. All communications regarding the Proposal shall be directed to the County's Proposal Contact.** Communication with the Proposal Contact is permitted via email, facsimile, or written correspondence.

PROPOSAL CONTACT:

Cheryl Krejci
Assistant County Purchasing Agent
Fort Bend County Travis Annex
301 Jackson, Suite 201
Richmond, Texas 77469
Cheryl.Krejci@fortbendcountytexas.gov

4.0 TEXAS ETHICS COMMISSION FORM 1295:

- 4.1 Effective January 1, 2016, all contracts executed by Commissioners Court, regardless of the dollar amount, will require completion of Form 1295 "Certificate of Interested Parties," per the new Government Code Statute §2252.908. All vendors submitting a response to a formal Bid, RFP, Proposal or any contracts, contract amendments, renewals, or change orders are required to complete the Form 1295 online through the State of Texas Ethics Commission website. Please visit:

https://www.ethics.state.tx.us/whatsnew/elf_info_form1295.htm.

- 4.2 On-line instructions:
- 4.2.1 Name of governmental entity is to read: Fort Bend County.
 - 4.2.2 Identification number is: RFP 24-016.
 - 4.2.3 Description is: Mobile Health Unit Retrofit and Repairs.
- 4.3 Highest evaluated vendor will be required to provide the Form 1295 within three (3) calendar days from contract award notification; however, if your company is publicly traded you are not required to complete the form.

5.0 TENTATIVE SCHEDULE:

Release of RFP:	February 4, 2024
Pre-RFP and Site Visit:	February 13, 2024
Deadline for Questions:	February 15, 2024
Submission Due Date:	February 27, 2024
Evaluation of Submissions:	Week of March 11th, 2024
Commissioners Court Permission to Negotiate:	March 26, 2024
Negotiations:	Beginning April 1st, 2024
Final Contract Approval Commissioners Court:	May 14, 2024

6.0 PRE-RFP CONFERENCE AND SITE VISIT:

A pre-RFP conference will be conducted on **Tuesday, February 13, 2024 at 9:00 AM (CST)**. The pre-RFP conference will be held at Fort Bend County Road and Bridge (where the mobile health unit is housed), 12919 Dairy Ashford, Sugar Land, TX 77478. Vendors are responsible for taking their own measurements.

7.0 TAX EXEMPT:

Fort Bend County is exempt from state and local sales and use taxes under Section 151.309 of the Texas Tax Code. This project will be deemed a separate project for Texas tax purposes, and as such, Fort Bend County hereby issues its Texas Exemption for the purchase of any items qualifying for exemption under this project. Respondent is to issue its Texas Resale Certificate to vendors and subcontractors for such items qualifying for this exemption, and further, Respondent should state these items at cost.

8.0 INCURRED COSTS:

Those submitting proposals do so entirely at their expense. There is no expressed or implied obligation by the County to reimburse any individual or firm for any costs incurred in preparing or submitting proposals, for providing additional information when requested by the County or for participating in any selection interviews, including discovery (pre-contract negotiations) and contract negotiations.

9.0 ACCEPTANCE:

- 9.1 Submission of any proposal indicates a respondent's acceptance of the conditions contained in this Proposal unless clearly and specifically noted otherwise in their proposal.
- 9.2 Furthermore, the County is not bound to accept a proposal on the basis of lowest price, and further, the County has the sole discretion and reserves the right to cancel this Proposal, to reject any and all proposals, to waive any and all informalities and or irregularities, or to re-advertise with either the identical or revised specifications, if it is deemed to be in the County's best interests. The County reserves the right to

accept or reject any or all of the items in the proposal, and to award the contract in whole or in part and/or negotiate any or all items with individual Respondents if it is deemed in the County's best interest.

- 9.3 Although Fort Bend County desires to negotiate toward a contract with a selected respondent, the Commissioners' Court may award the contract on the basis of the initial proposals received, without discussions. Therefore, each initial proposal should contain the Respondent's best terms.

10.0 INTERPRETATIONS, DISCREPANCIES, AND OMISSIONS:

- 10.1 It is incumbent upon each potential Respondent to carefully examine these specifications, terms, and conditions. Should any potential respondent find discrepancies, omissions or ambiguities in this proposal, the Respondent shall at once request in writing an interpretation from the County's Proposal Contact. Any inquiries, suggestions, or requests concerning interpretation, clarification or additional information shall be made in writing via e-mail only to the County's Proposal Contact, as specified in Section 3.0. Deadline for submission of questions and/or clarification is no later than **Thursday, February 15, 2024 at 9:00 AM (CST)**. Requests received after the deadline will not be responded to due to the time constraints of this Proposal process.
- 10.2 The issuance of a written addendum is the only official method by which interpretation, clarification or additional information will be given by the County. Only questions answered by formal written addenda will be binding. Oral and other interpretations or clarification will be without legal effect. If it becomes necessary to revise or amend any part of this proposal, an addendum will be posted to the County website. The respondent is required to acknowledge receipts of amendments in their proposal. It is the respondent's responsibility to ensure receipt of all addenda and amendments to this proposal before submitting their proposals.

11.0 RETENTION OF RESPONDENT'S MATERIAL:

The County reserves the right to retain all proposals regardless of which response is selected. All proposals and accompanying documents become the property of the County.

12.0 CERTIFICATE OF INDEPENDENT PRICE DETERMINATION:

By submission of a proposal, each Respondent certifies, that in connection with this procurement:

- 12.1 The prices in this proposal have been arrived at independently, without consultation, communication, or agreement with any other Respondent; with any competitor; or with any County employee(s) or consultant(s) for the purpose of restricting competition on any matter relating to this Proposal.

- 12.2 Unless otherwise required by law, the prices which have been quoted in this proposal have not been knowingly disclosed by the Respondent and will not knowingly be disclosed by the Respondent prior to award directly or indirectly to any other Respondent or to any competitor; and;
- 12.3 No attempt has been made or will be made by the respondent to induce any other person or firm to submit or not to submit a proposal for the purpose of restricting competition.

13.0 ASSIGNMENT:

The respondent may not sell, assign, transfer or convey the contract resulting from this Proposal, in whole or in part, without the prior written approval from Fort Bend County Commissioners' Court.

14.0 CONFIDENTIAL MATTERS:

- 14.1 All data and information gathered by the respondent and its agents, including this proposal and all reports, recommendations, specifications, and data shall be treated by the respondent and its agents as confidential. The respondent and its agents shall not disclose or communicate the aforesaid matters to a third party or use them in advertising, publicity, propaganda, and/or in another job or jobs, unless written consent is obtained from the County.
- 14.2 Proposals will only be publicly received and acknowledged only so as to avoid disclosure of the contents to competing respondents and kept secret during negotiation. However, all proposals shall be open for public inspection after the contract is awarded. Trade secrets and any material that is considered to be confidential information contained in the proposal and identified by respondent as such will be treated as confidential to the extent allowable in the Open Records Act.

15.0 LIMITS OF SUBCONTRACTORS:

- 15.1 The County has approval rights over the use and/or removal of all subcontractors and/or vendor(s). Subcontractors shall conform to all County policies.
- 15.2 Any dispute between the respondent and subcontractors, including any payment dispute, will be promptly remedied by the Respondent. Failure to promptly remedy or to make prompt payment to subcontractor may result in the withholding of funds from the Respondent by the County for any payments owed to the subcontractor.

16.0 JURISDICTION, VENUE, CHOICE OF LAW:

This Proposal and any contract resulting there from shall be governed by and construed according to the laws of the State of Texas. Should any portion of any contract be in conflict with the laws of the State of Texas, the State laws shall invalidate only that portion. The remaining portion of

the contract(s) shall remain in effect. Any lawsuit shall be governed by Texas law and Fort Bend County, Texas shall be the venue for any action or proceeding that may be brought or arise out of, in connection with or by reason of this Proposal process and resulting Agreements.

17.0 INDEPENDENT CONTRACTOR:

The Respondent is an independent contractor and no employee or agent of the respondent shall be deemed for any reason to be an employee or agent of the County.

18.0 STATE LAW REQUIREMENTS FOR CONTRACTS:

The contents of this section are required by Texas Law and are included by County regardless of content.

18.1 Agreement to Not Boycott Israel Chapter 2271 Texas Government Code:
Contractor verifies that if Contractor employs ten (10) or more full-time employees and this Agreement has a value of \$100,000 or more, Contractor does not boycott Israel and will not boycott Israel during the term of this Agreement.

18.2 Texas Government Code Section 2251.152 Acknowledgment: By signature on vendor form, Contractor represents pursuant to Section 2252.152 of the Texas Government Code, that Contractor is not listed on the website of the Comptroller of the State of Texas concerning the listing of companies that are identified under Section 806.051, Section 807.051 or Section 2253.153.

19.0 HUMAN TRAFFICKING:

By acceptance of this contract, Contractor acknowledges that Fort Bend County is opposed to human trafficking and that no County funds will be used in support of services or activities that violate human trafficking laws.

20.0 AMERICANS WITH DISABILITIES ACT (ADA)

Proposals shall comply with all federal, state, county, and local laws concerning this type of products/service/equipment/project and the fulfillment of all ADA requirements.

21.0 DRUG-FREE WORKPLACE:

All Respondents shall provide any and all notices as may be required under the Drug-Free Workplace Act of 1988, 28 CFR Part 67, Subpart F, to their employees and all sub-contractors to insure that the County maintains a drug-free workplace.

22.0 INSURANCE:

22.1 All respondents shall submit, with RFP, a current certificate of insurance indicating coverage in the amounts stated below. In lieu of submitting a certificate of

insurance, respondents may submit, with RFP, a notarized statement from an Insurance company, authorized to conduct business in the State of Texas, and acceptable to Fort Bend County, guaranteeing the issuance of an insurance policy, with the coverage stated below, to the firm named therein, if successful, upon award of this Contract.

- 22.2 At contract execution, contractor shall furnish County with properly executed certificates of insurance, which shall evidence all insurance required and provide that such insurance shall not be canceled, except on 30 days prior written notice to County. Contractor shall provide certified copies of insurance endorsements and/or policies if requested by County. Contractor shall maintain such insurance coverage from the time Services commence until Services are completed and provide replacement certificates, policies and/or endorsements for any such insurance expiring prior to completion of Services. Contractor shall obtain such insurance written on an Occurrence form (or a Claims Made form for Professional Liability insurance) from such companies having Best's rating of A/VII or better, licensed or approved to transact business in the State of Texas, and shall obtain such insurance of the following types and minimum limits:
- 22.2.1 Workers' Compensation insurance. Substitutes to genuine Workers' Compensation Insurance will not be allowed.
 - 22.2.2 Employers' Liability insurance with limits of not less than \$1,000,000 per injury by accident, \$1,000,000 per injury by disease, and \$1,000,000 per bodily injury by disease.
 - 22.2.3 Commercial general liability insurance with a limit of not less than \$1,000,000 each occurrence and \$2,000,000 in the annual aggregate. Policy shall cover liability for bodily injury, personal injury, and property damage and products/completed operations arising out of the business operations of the policyholder.
 - 22.2.4 Business Automobile Liability coverage with a combined Bodily Injury/Property Damage limit of not less than \$1,000,000 each accident. The policy shall cover liability arising from the operation of licensed vehicles by policyholder.
 - 22.2.5 Garage-keepers liability insurance with limits of not less than \$400,000 if stored on contractor's property.
- 22.3 County and the members of Commissioners Court shall be named as additional insured to all required coverage except for Workers' Compensation and Professional Liability (if required). All Liability policies including Workers' Compensation written on behalf of contractor, excluding Professional Liability, shall contain a waiver of subrogation in favor of County and members of Commissioners Court.

- 22.4 If required coverage is written on a claims-made basis, contractor warrants that any retroactive date applicable to coverage under the policy precedes the effective date of the contract; and that continuous coverage will be maintained or an extended discovery period will be exercised for a period of two (2) years beginning from the time that work under the agreement is completed.

23.0 INDEMNIFICATION:

Respondent shall save harmless County from and against all claims, liability, and expenses, including reasonable attorney's fees, arising from activities of Respondent, its agents, servants or employees, performed under this agreement that result from the negligent act, error, or omission of Respondent or any of Respondent's agents, servants or employees.

- 23.1 Respondent shall timely report all such matters to Fort Bend County and shall, upon the receipt of any such claim, demand, suit, action, proceeding, lien or judgment, not later than the fifteenth day of each month; provide Fort Bend County with a written report on each such matter, setting forth the status of each matter, the schedule or planned proceedings with respect to each matter and the cooperation or assistance, if any, of Fort Bend County required by Respondent in the defense of each matter.
- 23.2 Respondent's duty to defend, indemnify and hold Fort Bend County harmless shall be absolute. It shall not abate or end by reason of the expiration or termination of any contract unless otherwise agreed by Fort Bend County in writing. The provisions of this section shall survive the termination of the contract and shall remain in full force and effect with respect to all such matters no matter when they arise.
- 23.3 In the event of any dispute between the parties as to whether a claim, demand, suit, action, proceeding, lien or judgment appears to have been caused by or appears to have arisen out of or in connection with acts or omissions of Respondent, Respondent shall never-the-less fully defend such claim, demand, suit, action, proceeding, lien or judgment until and unless there is a determination by a court of competent jurisdiction that the acts and omissions of Respondent are not at issue in the matter.
- 23.4 Respondent's indemnification shall cover, and respondent agrees to indemnify Fort Bend County, in the event Fort Bend County is found to have been negligent for having selected Respondent to perform the work described in this request.
- 23.5 The provision by respondent of insurance shall not limit the liability of Respondent under an agreement.
- 23.6 Respondent shall cause all trade contractors and any other contractor who may have a contract to perform construction or installation work in the area where work will be performed under this request, to agree to indemnify Fort Bend County and to

hold it harmless from all claims for bodily injury and property damage that arise may from said respondent's operations. Such provisions shall be in form satisfactory to Fort Bend County.

- 23.7 Loss Deduction Clause - Fort Bend County shall be exempt from, and in no way liable for, any sums of money which may represent a deductible in any insurance policy. The payment of deductibles shall be the sole responsibility of respondent and/or trade contractor providing such insurance.

24.0 EVALUATION CRITERIA:

In order to facilitate the analysis of responses to this Proposal, Respondents are required to prepare their proposals in accordance with the instructions outlined in this part. Proposals should be prepared as simply as possible and provide a straightforward, concise description of the Respondent's capabilities to satisfy the requirements of the Proposal. Emphasis should be concentrated on accuracy, completeness, and clarity of content. All parts, pages, figures, and tables should be numbered and clearly labeled.

- 24.1 Respondents are required to follow the outline below when preparing their proposals:

Tab	Title
	Title Page
	Table of Contents
	Executive Summary
1	Cost
2	Understanding Scope of Work
3	Firm's Experience
4	Schedule
5	Overall Completeness of Proposal

- 24.2 Any exceptions to the Proposal requirements shall be identified in the applicable section.

- 24.3 Executive Summary - This part of the response to the Proposal should be limited to a brief narrative highlighting the Respondent's proposal. This section should not include cost quotations. Note that the executive summary should identify the primary contacts for the Respondent.

- 24.4 Respondents will be evaluated utilizing the factors, as weighted below:

Tab 1
Cost (weight factor = 40%)

Tab 2
Understanding Scope of Work (weight factor = 15%)

- Respondents must express, in detail, their understanding of the specifications. Describe the approach your firm will take to accomplish the project.
- Describe the fabrication and system design, as well as documented reliability and other design and performance elements of the components that comprise those systems. Provide the location where retrofit and repairs will take place.

Tab 3

Firm's Experience (weight factor = 20%)

- Firm Experience with Similar Projects: Such experience must be in the form of providing modifications and/or repairs to mobile units of state/municipal/county government. List a minimum of three (3) references within the last five (5) years; provide the name and location of the client, description of project, date of delivery, completion time for delivery, and a contact person with phone number and email address.

Tab 4

Schedule (weight factor = 20%)

- Provide total number of calendar days for work to be completed.

Tab 5

Overall Completeness of Proposal (weight factor = 5%)

- Proof of Insurance
- Vendor Form
- W9 form
- Tax Form/Debt/Residence Certification

25.0 EVALUATION PROCESS:

25.1 After the Proposals are received, the evaluation team shall evaluate each Proposal that was submitted on time, and the evaluation shall be based on the criteria listed in the proposal. Selection committee members will conduct a quantitative evaluation according to a numerical ranking system and a qualitative evaluation for overall proposal content and its conformance to requirements. The entire evaluation committee will then meet to discuss the strong and weak points of each proposal to assure that it has been evaluated fairly, impartially, and comprehensively. Following this initial evaluation, the evaluation team may

recommend entering into contract negotiations without further discussion with Respondents, or the firms submitting the top rated proposals may be asked to make an oral presentation to the evaluation team for the propose of further clarification and evaluation of the proposals.

- 25.2 If oral presentations are scheduled, the representatives of the firm who will be directly assigned to the account must be present at the interview. During the interview portion of the meeting, the evaluation team shall advise the Respondent of deficiencies in the proposal and shall allow the Respondent to satisfy the requirements, questions, or concerns by submitting a final offer. The Respondent may decide not to modify their proposal and may inform Fort Bend County that the offer is firm and final.
- 25.3 The evaluation team shall not disclose any information included in a firm's proposal to another firm during the RFP process and shall not disclose any information for the purpose of bringing one firm's proposal up to that of a competitor's proposal.
- 25.4 After final offers are received, the evaluation team shall reevaluate each of the final offers, including those deemed final at the interview. The final offers shall be evaluated on the same criteria used in the first evaluation.
- 25.5 Fort Bend County reserves the right to reject any and all proposals received for any reason that would be to the benefit of Fort Bend County.
- 25.6 All Proposals submitted are to be valid for a period of ninety (90) days.

26.0 SPECIFICATIONS:

Provide pricing to provide and install the below inclusive of but not limited to delivery. See Exhibits B through E for drawings of current and proposed placement.

- 26.1 Provide and install one (1) additional door to passenger side of unit at front exam room along with mounting hardware for non-ambulatory/wheelchair power lift at the door into exam room.
- 26.2 Repair handicap lift system so that it will rise and not interfere with current door in place.
- 26.3 Provide and install water lines and drain pipes to front and back office sinks to tie into fresh water and grey water tanks, as well as, provide and install on-demand hot water to sinks. (The current bathroom sink on-demand is broken.)
- 26.4 Turn current fresh water tank (40 gallon) into grey water tank and provide and install larger fresh water tank to accommodate new system.

- 26.5 Provide and install two (2) awnings (one (1) to each side of unit) the entire length of the unit.
- 26.6 Repair generator airbag support system. (Compressor is not working.)
- 26.7 Remount hydraulic tank bracket for leveling jacks for better support as it leaks when unit is in motion due to sway.
- 26.8 Respondent is required to provide approved engineered drawings of functionality and/or physicality of the tasks listed.

27.0 AWARD:

Proposals will be opened on the date specified on the cover page and kept confidential until the Fort Bend County Commissioners Court awards a final negotiated contract. Only the names of the respondents will be read aloud during the opening. All proposals that have been submitted shall be open to public inspection after the contract award.

The County will select the respondent whose proposal is the highest evaluated and responsible for the County. Contractual commitments are contingent upon the availability of funds, as evidenced by the issuance of a purchase order. All contracts are subject to the approval of the County's legal counsel and Commissioners' Court, prior to execution. Once awarded, the contract will be the final expression of the agreement between the parties and may not be altered, changed, or amended except by mutual agreement, in writing.

28.0 SOCIOECONOMIC CONTRACTING:

If Respondent intends to subcontract any work related to this RFP and the subsequent contract, Respondent must, pursuant to 2 C.F.R. § 200.321, take all necessary affirmative steps to assure that small and minority businesses, women's business enterprises and labor surplus area firms are solicited and used when possible. Affirmative steps must include:

- 28.1 Solicitation Lists. The Contractor must place small and minority businesses and women's business enterprises on solicitation lists.
- 28.2 Solicitations. The Contractor must assure that it solicits small and minority businesses and women's business enterprises whenever they are potential sources.
- 28.3 Dividing Requirements. The Contractor must divide total requirements, when economically feasible, into smaller tasks or quantities to permit maximum participation by small and minority businesses and women's business enterprises.
- 28.4 Delivery Schedules. The Contractor must establish delivery schedules, where the requirement permits, which encourage participation by small and minority businesses and women's business enterprises.
- 28.5 Obtaining Assistance. The Contractor must use the services and assistance, as

appropriate, of such organizations as the Small Business Administration and the Minority Business Development Agency of the Department of Commerce.

29.0 VENDOR STATUS:

The awarded vendor is required to hold an **active** status on the SAM.gov website <https://sam.gov/content/home>, along with the Texas Comptroller Taxable Entity website <https://mycpa.cpa.state.tx.us/coa/>.

30.0 REQUIRED FORMS:

All vendors submitting are required to complete the attached and return with submission:

- 30.1 Vendor Form
- 30.2 W9 Form
- 30.3 Proof of Insurance
- 30.4 Tax Form/Debt/Residence Certification

31.0 EXHIBITS:

- 31.1 Exhibit A: Federal Clauses
- 31.2 Exhibit B: Current Drawings
- 31.3 Exhibit C: Drawing Markup
- 31.4 Exhibit D: Drawing Markup, Rear
- 31.5 Exhibit E: Drawing Markup, Under

Request for Taxpayer Identification Number and Certification

**Give Form to the
 requester. Do not
 send to the IRS.**

Print or type See Specific Instructions on page 2.	1 Name (as shown on your income tax return). Name is required on this line; do not leave this line blank.	
	2 Business name/disregarded entity name, if different from above	
	3 Check appropriate box for federal tax classification; check only one of the following seven boxes: <input type="checkbox"/> Individual/sole proprietor or single-member LLC <input type="checkbox"/> C Corporation <input type="checkbox"/> S Corporation <input type="checkbox"/> Partnership <input type="checkbox"/> Trust/estate <input type="checkbox"/> Limited liability company. Enter the tax classification (C=C corporation, S=S corporation, P=partnership) ▶ _____ Note. For a single-member LLC that is disregarded, do not check LLC; check the appropriate box in the line above for the tax classification of the single-member owner. <input type="checkbox"/> Other (see instructions) ▶ _____	
	4 Exemptions (codes apply only to certain entities, not individuals; see instructions on page 3): Exempt payee code (if any) _____ Exemption from FATCA reporting code (if any) _____ <i>(Applies to accounts maintained outside the U.S.)</i>	
	5 Address (number, street, and apt. or suite no.)	Requester's name and address (optional)
	6 City, state, and ZIP code	
	7 List account number(s) here (optional)	

Part I Taxpayer Identification Number (TIN)

Enter your TIN in the appropriate box. The TIN provided must match the name given on line 1 to avoid backup withholding. For individuals, this is generally your social security number (SSN). However, for a resident alien, sole proprietor, or disregarded entity, see the Part I instructions on page 3. For other entities, it is your employer identification number (EIN). If you do not have a number, see *How to get a TIN* on page 3.

Social security number									

Note. If the account is in more than one name, see the instructions for line 1 and the chart on page 4 for guidelines on whose number to enter.

or

Employer identification number									

Part II Certification

Under penalties of perjury, I certify that:

1. The number shown on this form is my correct taxpayer identification number (or I am waiting for a number to be issued to me); and
2. I am not subject to backup withholding because: (a) I am exempt from backup withholding, or (b) I have not been notified by the Internal Revenue Service (IRS) that I am subject to backup withholding as a result of a failure to report all interest or dividends, or (c) the IRS has notified me that I am no longer subject to backup withholding; and
3. I am a U.S. citizen or other U.S. person (defined below); and
4. The FATCA code(s) entered on this form (if any) indicating that I am exempt from FATCA reporting is correct.

Certification instructions. You must cross out item 2 above if you have been notified by the IRS that you are currently subject to backup withholding because you have failed to report all interest and dividends on your tax return. For real estate transactions, item 2 does not apply. For mortgage interest paid, acquisition or abandonment of secured property, cancellation of debt, contributions to an individual retirement arrangement (IRA), and generally, payments other than interest and dividends, you are not required to sign the certification, but you must provide your correct TIN. See the instructions on page 3.

Sign Here	Signature of U.S. person ▶	Date ▶
------------------	----------------------------	--------

General Instructions

Section references are to the Internal Revenue Code unless otherwise noted.

Future developments. Information about developments affecting Form W-9 (such as legislation enacted after we release it) is at www.irs.gov/fw9.

Purpose of Form

An individual or entity (Form W-9 requester) who is required to file an information return with the IRS must obtain your correct taxpayer identification number (TIN) which may be your social security number (SSN), individual taxpayer identification number (ITIN), adoption taxpayer identification number (ATIN), or employer identification number (EIN), to report on an information return the amount paid to you, or other amount reportable on an information return. Examples of information returns include, but are not limited to, the following:

- Form 1099-INT (interest earned or paid)
- Form 1099-DIV (dividends, including those from stocks or mutual funds)
- Form 1099-MISC (various types of income, prizes, awards, or gross proceeds)
- Form 1099-B (stock or mutual fund sales and certain other transactions by brokers)
- Form 1099-S (proceeds from real estate transactions)
- Form 1099-K (merchant card and third party network transactions)

- Form 1098 (home mortgage interest), 1098-E (student loan interest), 1098-T (tuition)
- Form 1099-C (canceled debt)
- Form 1099-A (acquisition or abandonment of secured property)

Use Form W-9 only if you are a U.S. person (including a resident alien), to provide your correct TIN.

If you do not return Form W-9 to the requester with a TIN, you might be subject to backup withholding. See What is backup withholding? on page 2.

By signing the filled-out form, you:

1. Certify that the TIN you are giving is correct (or you are waiting for a number to be issued),
2. Certify that you are not subject to backup withholding, or
3. Claim exemption from backup withholding if you are a U.S. exempt payee. If applicable, you are also certifying that as a U.S. person, your allocable share of any partnership income from a U.S. trade or business is not subject to the withholding tax on foreign partners' share of effectively connected income, and
4. Certify that FATCA code(s) entered on this form (if any) indicating that you are exempt from the FATCA reporting, is correct. See *What is FATCA reporting?* on page 2 for further information.

Note. If you are a U.S. person and a requester gives you a form other than Form W-9 to request your TIN, you must use the requester's form if it is substantially similar to this Form W-9.

Definition of a U.S. person. For federal tax purposes, you are considered a U.S. person if you are:

- An individual who is a U.S. citizen or U.S. resident alien;
- A partnership, corporation, company, or association created or organized in the United States or under the laws of the United States;
- An estate (other than a foreign estate); or
- A domestic trust (as defined in Regulations section 301.7701-7).

Special rules for partnerships. Partnerships that conduct a trade or business in the United States are generally required to pay a withholding tax under section 1446 on any foreign partners' share of effectively connected taxable income from such business. Further, in certain cases where a Form W-9 has not been received, the rules under section 1446 require a partnership to presume that a partner is a foreign person, and pay the section 1446 withholding tax. Therefore, if you are a U.S. person that is a partner in a partnership conducting a trade or business in the United States, provide Form W-9 to the partnership to establish your U.S. status and avoid section 1446 withholding on your share of partnership income.

In the cases below, the following person must give Form W-9 to the partnership for purposes of establishing its U.S. status and avoiding withholding on its allocable share of net income from the partnership conducting a trade or business in the United States:

- In the case of a disregarded entity with a U.S. owner, the U.S. owner of the disregarded entity and not the entity;
- In the case of a grantor trust with a U.S. grantor or other U.S. owner, generally, the U.S. grantor or other U.S. owner of the grantor trust and not the trust; and
- In the case of a U.S. trust (other than a grantor trust), the U.S. trust (other than a grantor trust) and not the beneficiaries of the trust.

Foreign person. If you are a foreign person or the U.S. branch of a foreign bank that has elected to be treated as a U.S. person, do not use Form W-9. Instead, use the appropriate Form W-8 or Form 8233 (see Publication 515, Withholding of Tax on Nonresident Aliens and Foreign Entities).

Nonresident alien who becomes a resident alien. Generally, only a nonresident alien individual may use the terms of a tax treaty to reduce or eliminate U.S. tax on certain types of income. However, most tax treaties contain a provision known as a "saving clause." Exceptions specified in the saving clause may permit an exemption from tax to continue for certain types of income even after the payee has otherwise become a U.S. resident alien for tax purposes.

If you are a U.S. resident alien who is relying on an exception contained in the saving clause of a tax treaty to claim an exemption from U.S. tax on certain types of income, you must attach a statement to Form W-9 that specifies the following five items:

1. The treaty country. Generally, this must be the same treaty under which you claimed exemption from tax as a nonresident alien.
2. The treaty article addressing the income.
3. The article number (or location) in the tax treaty that contains the saving clause and its exceptions.
4. The type and amount of income that qualifies for the exemption from tax.
5. Sufficient facts to justify the exemption from tax under the terms of the treaty article.

Example. Article 20 of the U.S.-China income tax treaty allows an exemption from tax for scholarship income received by a Chinese student temporarily present in the United States. Under U.S. law, this student will become a resident alien for tax purposes if his or her stay in the United States exceeds 5 calendar years. However, paragraph 2 of the first Protocol to the U.S.-China treaty (dated April 30, 1984) allows the provisions of Article 20 to continue to apply even after the Chinese student becomes a resident alien of the United States. A Chinese student who qualifies for this exception (under paragraph 2 of the first protocol) and is relying on this exception to claim an exemption from tax on his or her scholarship or fellowship income would attach to Form W-9 a statement that includes the information described above to support that exemption.

If you are a nonresident alien or a foreign entity, give the requester the appropriate completed Form W-8 or Form 8233.

Backup Withholding

What is backup withholding? Persons making certain payments to you must under certain conditions withhold and pay to the IRS 28% of such payments. This is called "backup withholding." Payments that may be subject to backup withholding include interest, tax-exempt interest, dividends, broker and barter exchange transactions, rents, royalties, nonemployee pay, payments made in settlement of payment card and third party network transactions, and certain payments from fishing boat operators. Real estate transactions are not subject to backup withholding.

You will not be subject to backup withholding on payments you receive if you give the requester your correct TIN, make the proper certifications, and report all your taxable interest and dividends on your tax return.

Payments you receive will be subject to backup withholding if:

1. You do not furnish your TIN to the requester,
2. You do not certify your TIN when required (see the Part II instructions on page 3 for details),

3. The IRS tells the requester that you furnished an incorrect TIN,

4. The IRS tells you that you are subject to backup withholding because you did not report all your interest and dividends on your tax return (for reportable interest and dividends only), or

5. You do not certify to the requester that you are not subject to backup withholding under 4 above (for reportable interest and dividend accounts opened after 1983 only).

Certain payees and payments are exempt from backup withholding. See *Exempt payee code* on page 3 and the separate Instructions for the Requester of Form W-9 for more information.

Also see *Special rules for partnerships* above.

What is FATCA reporting?

The Foreign Account Tax Compliance Act (FATCA) requires a participating foreign financial institution to report all United States account holders that are specified United States persons. Certain payees are exempt from FATCA reporting. See *Exemption from FATCA reporting code* on page 3 and the Instructions for the Requester of Form W-9 for more information.

Updating Your Information

You must provide updated information to any person to whom you claimed to be an exempt payee if you are no longer an exempt payee and anticipate receiving reportable payments in the future from this person. For example, you may need to provide updated information if you are a C corporation that elects to be an S corporation, or if you no longer are tax exempt. In addition, you must furnish a new Form W-9 if the name or TIN changes for the account; for example, if the grantor of a grantor trust dies.

Penalties

Failure to furnish TIN. If you fail to furnish your correct TIN to a requester, you are subject to a penalty of \$50 for each such failure unless your failure is due to reasonable cause and not to willful neglect.

Civil penalty for false information with respect to withholding. If you make a false statement with no reasonable basis that results in no backup withholding, you are subject to a \$500 penalty.

Criminal penalty for falsifying information. Willfully falsifying certifications or affirmations may subject you to criminal penalties including fines and/or imprisonment.

Misuse of TINs. If the requester discloses or uses TINs in violation of federal law, the requester may be subject to civil and criminal penalties.

Specific Instructions

Line 1

You must enter one of the following on this line; **do not** leave this line blank. The name should match the name on your tax return.

If this Form W-9 is for a joint account, list first, and then circle, the name of the person or entity whose number you entered in Part I of Form W-9.

a. **Individual.** Generally, enter the name shown on your tax return. If you have changed your last name without informing the Social Security Administration (SSA) of the name change, enter your first name, the last name as shown on your social security card, and your new last name.

Note. ITIN applicant: Enter your individual name as it was entered on your Form W-7 application, line 1a. This should also be the same as the name you entered on the Form 1040/1040A/1040EZ you filed with your application.

b. **Sole proprietor or single-member LLC.** Enter your individual name as shown on your 1040/1040A/1040EZ on line 1. You may enter your business, trade, or "doing business as" (DBA) name on line 2.

c. **Partnership, LLC that is not a single-member LLC, C Corporation, or S Corporation.** Enter the entity's name as shown on the entity's tax return on line 1 and any business, trade, or DBA name on line 2.

d. **Other entities.** Enter your name as shown on required U.S. federal tax documents on line 1. This name should match the name shown on the charter or other legal document creating the entity. You may enter any business, trade, or DBA name on line 2.

e. **Disregarded entity.** For U.S. federal tax purposes, an entity that is disregarded as an entity separate from its owner is treated as a "disregarded entity." See Regulations section 301.7701-2(c)(2)(iii). Enter the owner's name on line 1. The name of the entity entered on line 1 should never be a disregarded entity. The name on line 1 should be the name shown on the income tax return on which the income should be reported. For example, if a foreign LLC that is treated as a disregarded entity for U.S. federal tax purposes has a single owner that is a U.S. person, the U.S. owner's name is required to be provided on line 1. If the direct owner of the entity is also a disregarded entity, enter the first owner that is not disregarded for federal tax purposes. Enter the disregarded entity's name on line 2, "Business name/disregarded entity name." If the owner of the disregarded entity is a foreign person, the owner must complete an appropriate Form W-8 instead of a Form W-9. This is the case even if the foreign person has a U.S. TIN.

Line 2

If you have a business name, trade name, DBA name, or disregarded entity name, you may enter it on line 2.

Line 3

Check the appropriate box in line 3 for the U.S. federal tax classification of the person whose name is entered on line 1. Check only one box in line 3.

Limited Liability Company (LLC). If the name on line 1 is an LLC treated as a partnership for U.S. federal tax purposes, check the "Limited Liability Company" box and enter "P" in the space provided. If the LLC has filed Form 8832 or 2553 to be taxed as a corporation, check the "Limited Liability Company" box and in the space provided enter "C" for C corporation or "S" for S corporation. If it is a single-member LLC that is a disregarded entity, do not check the "Limited Liability Company" box; instead check the first box in line 3 "Individual/sole proprietor or single-member LLC."

Line 4, Exemptions

If you are exempt from backup withholding and/or FATCA reporting, enter in the appropriate space in line 4 any code(s) that may apply to you.

Exempt payee code.

- Generally, individuals (including sole proprietors) are not exempt from backup withholding.
- Except as provided below, corporations are exempt from backup withholding for certain payments, including interest and dividends.
- Corporations are not exempt from backup withholding for payments made in settlement of payment card or third party network transactions.
- Corporations are not exempt from backup withholding with respect to attorneys' fees or gross proceeds paid to attorneys, and corporations that provide medical or health care services are not exempt with respect to payments reportable on Form 1099-MISC.

The following codes identify payees that are exempt from backup withholding. Enter the appropriate code in the space in line 4.

- 1—An organization exempt from tax under section 501(a), any IRA, or a custodial account under section 403(b)(7) if the account satisfies the requirements of section 401(f)(2)
- 2—The United States or any of its agencies or instrumentalities
- 3—A state, the District of Columbia, a U.S. commonwealth or possession, or any of their political subdivisions or instrumentalities
- 4—A foreign government or any of its political subdivisions, agencies, or instrumentalities
- 5—A corporation
- 6—A dealer in securities or commodities required to register in the United States, the District of Columbia, or a U.S. commonwealth or possession
- 7—A futures commission merchant registered with the Commodity Futures Trading Commission
- 8—A real estate investment trust
- 9—An entity registered at all times during the tax year under the Investment Company Act of 1940
- 10—A common trust fund operated by a bank under section 584(a)
- 11—A financial institution
- 12—A middleman known in the investment community as a nominee or custodian
- 13—A trust exempt from tax under section 664 or described in section 4947

The following chart shows types of payments that may be exempt from backup withholding. The chart applies to the exempt payees listed above, 1 through 13.

IF the payment is for . . .	THEN the payment is exempt for . . .
Interest and dividend payments	All exempt payees except for 7
Broker transactions	Exempt payees 1 through 4 and 6 through 11 and all C corporations. S corporations must not enter an exempt payee code because they are exempt only for sales of noncovered securities acquired prior to 2012.
Barter exchange transactions and patronage dividends	Exempt payees 1 through 4
Payments over \$600 required to be reported and direct sales over \$5,000 ¹	Generally, exempt payees 1 through 5 ²
Payments made in settlement of payment card or third party network transactions	Exempt payees 1 through 4

¹ See Form 1099-MISC, Miscellaneous Income, and its instructions.

² However, the following payments made to a corporation and reportable on Form 1099-MISC are not exempt from backup withholding: medical and health care payments, attorneys' fees, gross proceeds paid to an attorney reportable under section 6045(f), and payments for services paid by a federal executive agency.

Exemption from FATCA reporting code. The following codes identify payees that are exempt from reporting under FATCA. These codes apply to persons submitting this form for accounts maintained outside of the United States by certain foreign financial institutions. Therefore, if you are only submitting this form for an account you hold in the United States, you may leave this field blank. Consult with the person requesting this form if you are uncertain if the financial institution is subject to these requirements. A requester may indicate that a code is not required by providing you with a Form W-9 with "Not Applicable" (or any similar indication) written or printed on the line for a FATCA exemption code.

A—An organization exempt from tax under section 501(a) or any individual retirement plan as defined in section 7701(a)(37)

B—The United States or any of its agencies or instrumentalities

C—A state, the District of Columbia, a U.S. commonwealth or possession, or any of their political subdivisions or instrumentalities

D—A corporation the stock of which is regularly traded on one or more established securities markets, as described in Regulations section 1.1472-1(c)(1)(i)

E—A corporation that is a member of the same expanded affiliated group as a corporation described in Regulations section 1.1472-1(c)(1)(i)

F—A dealer in securities, commodities, or derivative financial instruments (including notional principal contracts, futures, forwards, and options) that is registered as such under the laws of the United States or any state

G—A real estate investment trust

H—A regulated investment company as defined in section 851 or an entity registered at all times during the tax year under the Investment Company Act of 1940

I—A common trust fund as defined in section 584(a)

J—A bank as defined in section 581

K—A broker

L—A trust exempt from tax under section 664 or described in section 4947(a)(1)

M—A tax exempt trust under a section 403(b) plan or section 457(g) plan

Note. You may wish to consult with the financial institution requesting this form to determine whether the FATCA code and/or exempt payee code should be completed.

Line 5

Enter your address (number, street, and apartment or suite number). This is where the requester of this Form W-9 will mail your information returns.

Line 6

Enter your city, state, and ZIP code.

Part I. Taxpayer Identification Number (TIN)

Enter your TIN in the appropriate box. If you are a resident alien and you do not have and are not eligible to get an SSN, your TIN is your IRS individual taxpayer identification number (ITIN). Enter it in the social security number box. If you do not have an ITIN, see *How to get a TIN* below.

If you are a sole proprietor and you have an EIN, you may enter either your SSN or EIN. However, the IRS prefers that you use your SSN.

If you are a single-member LLC that is disregarded as an entity separate from its owner (see *Limited Liability Company (LLC)* on this page), enter the owner's SSN (or EIN, if the owner has one). Do not enter the disregarded entity's EIN. If the LLC is classified as a corporation or partnership, enter the entity's EIN.

Note. See the chart on page 4 for further clarification of name and TIN combinations.

How to get a TIN. If you do not have a TIN, apply for one immediately. To apply for an SSN, get Form SS-5, Application for a Social Security Card, from your local SSA office or get this form online at www.ssa.gov. You may also get this form by calling 1-800-772-1213. Use Form W-7, Application for IRS Individual Taxpayer Identification Number, to apply for an ITIN, or Form SS-4, Application for Employer Identification Number, to apply for an EIN. You can apply for an EIN online by accessing the IRS website at www.irs.gov/businesses and clicking on Employer Identification Number (EIN) under Starting a Business. You can get Forms W-7 and SS-4 from the IRS by visiting IRS.gov or by calling 1-800-TAX-FORM (1-800-829-3676).

If you are asked to complete Form W-9 but do not have a TIN, apply for a TIN and write "Applied For" in the space for the TIN, sign and date the form, and give it to the requester. For interest and dividend payments, and certain payments made with respect to readily tradable instruments, generally you will have 60 days to get a TIN and give it to the requester before you are subject to backup withholding on payments. The 60-day rule does not apply to other types of payments. You will be subject to backup withholding on all such payments until you provide your TIN to the requester.

Note. Entering "Applied For" means that you have already applied for a TIN or that you intend to apply for one soon.

Caution: A disregarded U.S. entity that has a foreign owner must use the appropriate Form W-8.

Part II. Certification

To establish to the withholding agent that you are a U.S. person, or resident alien, sign Form W-9. You may be requested to sign by the withholding agent even if items 1, 4, or 5 below indicate otherwise.

For a joint account, only the person whose TIN is shown in Part I should sign (when required). In the case of a disregarded entity, the person identified on line 1 must sign. Exempt payees, see *Exempt payee code* earlier.

Signature requirements. Complete the certification as indicated in items 1 through 5 below.

- 1. Interest, dividend, and barter exchange accounts opened before 1984 and broker accounts considered active during 1983.** You must give your correct TIN, but you do not have to sign the certification.
- 2. Interest, dividend, broker, and barter exchange accounts opened after 1983 and broker accounts considered inactive during 1983.** You must sign the certification or backup withholding will apply. If you are subject to backup withholding and you are merely providing your correct TIN to the requester, you must cross out item 2 in the certification before signing the form.
- 3. Real estate transactions.** You must sign the certification. You may cross out item 2 of the certification.
- 4. Other payments.** You must give your correct TIN, but you do not have to sign the certification unless you have been notified that you have previously given an incorrect TIN. "Other payments" include payments made in the course of the requester's trade or business for rents, royalties, goods (other than bills for merchandise), medical and health care services (including payments to corporations), payments to a nonemployee for services, payments made in settlement of payment card and third party network transactions, payments to certain fishing boat crew members and fishermen, and gross proceeds paid to attorneys (including payments to corporations).
- 5. Mortgage interest paid by you, acquisition or abandonment of secured property, cancellation of debt, qualified tuition program payments (under section 529), IRA, Coverdell ESA, Archer MSA or HSA contributions or distributions, and pension distributions.** You must give your correct TIN, but you do not have to sign the certification.

What Name and Number To Give the Requester

For this type of account:	Give name and SSN of:
1. Individual	The individual
2. Two or more individuals (joint account)	The actual owner of the account or, if combined funds, the first individual on the account ¹
3. Custodian account of a minor (Uniform Gift to Minors Act)	The minor ²
4. a. The usual revocable savings trust (grantor is also trustee) b. So-called trust account that is not a legal or valid trust under state law	The grantor-trustee ¹ The actual owner ¹
5. Sole proprietorship or disregarded entity owned by an individual	The owner ³
6. Grantor trust filing under Optional Form 1099 Filing Method 1 (see Regulations section 1.671-4(b)(2)(i)(A))	The grantor*
For this type of account:	Give name and EIN of:
7. Disregarded entity not owned by an individual	The owner
8. A valid trust, estate, or pension trust	Legal entity ⁴
9. Corporation or LLC electing corporate status on Form 8832 or Form 2553	The corporation
10. Association, club, religious, charitable, educational, or other tax-exempt organization	The organization
11. Partnership or multi-member LLC	The partnership
12. A broker or registered nominee	The broker or nominee
13. Account with the Department of Agriculture in the name of a public entity (such as a state or local government, school district, or prison) that receives agricultural program payments	The public entity
14. Grantor trust filing under the Form 1041 Filing Method or the Optional Form 1099 Filing Method 2 (see Regulations section 1.671-4(b)(2)(i)(B))	The trust

¹ List first and circle the name of the person whose number you furnish. If only one person on a joint account has an SSN, that person's number must be furnished.

² Circle the minor's name and furnish the minor's SSN.

³ You must show your individual name and you may also enter your business or DBA name on the "Business name/disregarded entity" name line. You may use either your SSN or EIN (if you have one), but the IRS encourages you to use your SSN.

⁴ List first and circle the name of the trust, estate, or pension trust. (Do not furnish the TIN of the personal representative or trustee unless the legal entity itself is not designated in the account title.) Also see *Special rules for partnerships* on page 2.

*Note. Grantor also must provide a Form W-9 to trustee of trust.

Note. If no name is circled when more than one name is listed, the number will be considered to be that of the first name listed.

Secure Your Tax Records from Identity Theft

Identity theft occurs when someone uses your personal information such as your name, SSN, or other identifying information, without your permission, to commit fraud or other crimes. An identity thief may use your SSN to get a job or may file a tax return using your SSN to receive a refund.

To reduce your risk:

- Protect your SSN,
- Ensure your employer is protecting your SSN, and
- Be careful when choosing a tax preparer.

If your tax records are affected by identity theft and you receive a notice from the IRS, respond right away to the name and phone number printed on the IRS notice or letter.

If your tax records are not currently affected by identity theft but you think you are at risk due to a lost or stolen purse or wallet, questionable credit card activity or credit report, contact the IRS Identity Theft Hotline at 1-800-908-4490 or submit Form 14039.

For more information, see Publication 4535, Identity Theft Prevention and Victim Assistance.

Victims of identity theft who are experiencing economic harm or a system problem, or are seeking help in resolving tax problems that have not been resolved through normal channels, may be eligible for Taxpayer Advocate Service (TAS) assistance. You can reach TAS by calling the TAS toll-free case intake line at 1-877-777-4778 or TTY/TDD 1-800-829-4059.

Protect yourself from suspicious emails or phishing schemes. Phishing is the creation and use of email and websites designed to mimic legitimate business emails and websites. The most common act is sending an email to a user falsely claiming to be an established legitimate enterprise in an attempt to scam the user into surrendering private information that will be used for identity theft.

The IRS does not initiate contacts with taxpayers via emails. Also, the IRS does not request personal detailed information through email or ask taxpayers for the PIN numbers, passwords, or similar secret access information for their credit card, bank, or other financial accounts.

If you receive an unsolicited email claiming to be from the IRS, forward this message to phishing@irs.gov. You may also report misuse of the IRS name, logo, or other IRS property to the Treasury Inspector General for Tax Administration (TIGTA) at 1-800-366-4484. You can forward suspicious emails to the Federal Trade Commission at: spam@uce.gov or contact them at www.ftc.gov/idtheft or 1-877-IDTHEFT (1-877-438-4338).

Visit IRS.gov to learn more about identity theft and how to reduce your risk.

Privacy Act Notice

Section 6109 of the Internal Revenue Code requires you to provide your correct TIN to persons (including federal agencies) who are required to file information returns with the IRS to report interest, dividends, or certain other income paid to you; mortgage interest you paid; the acquisition or abandonment of secured property; the cancellation of debt; or contributions you made to an IRA, Archer MSA, or HSA. The person collecting this form uses the information on the form to file information returns with the IRS, reporting the above information. Routine uses of this information include giving it to the Department of Justice for civil and criminal litigation and to cities, states, the District of Columbia, and U.S. commonwealths and possessions for use in administering their laws. The information also may be disclosed to other countries under a treaty, to federal and state agencies to enforce civil and criminal laws, or to federal law enforcement and intelligence agencies to combat terrorism. You must provide your TIN whether or not you are required to file a tax return. Under section 3406, payers must generally withhold a percentage of taxable interest, dividend, and certain other payments to a payee who does not give a TIN to the payer. Certain penalties may also apply for providing false or fraudulent information.

Last Revised 6/27/23

CONTRACT PROVISIONS FOR CONTRACTS UTILIZING FEDERAL AWARDS FROM THE AMERICAN RESCUE PLAN ACT OF 2021 (APRA)

Contractor understands and acknowledges that this Agreement may be totally or partially funded with federal funds from the American Rescue Plan Act of 2021 (ARPA). As a condition of receiving these funds, Contractor represents that it is and will remain in compliance with all federal terms as stated below. These terms flow down to all third party contractors and their subcontracts at every tier that exceed the small purchase threshold as set by the County, unless a particular award term or condition specifically indicates otherwise. The Contractor shall require that these clauses shall be included in each covered transaction at any tier.

1. Remedies and Breach.

Contracts for more than the small purchase threshold currently set by the County at \$50,000 must address administrative, contractual, or legal remedies in instances where contractors violate or breach contract terms, and provide for such sanctions and penalties as appropriate.

2. Termination.

All contracts of \$10,000 or more must address termination for cause and for convenience by the Contractor including the manner by which it will be effected and the basis for settlement.

3. Equal Employment Opportunity for Non-construction Contracts.

The following clause applies for all non-construction contracts.

During the performance of this contract, the contractor agrees as follows:

- (1) The contractor will not discriminate against any employee or applicant for employment because of race, color, religion, sex, sexual orientation, gender identity, or national origin. The contractor will take affirmative action to ensure that applicants are employed, and that employees are treated during employment, without regard to their race, color, religion, sex, sexual orientation, gender identity, or national origin. Such action shall include, but not be limited to the following: Employment, upgrading, demotion, or transfer, recruitment or recruitment advertising; layoff or termination; rates of pay or other forms of compensation; and selection for training, including apprenticeship. The contractor agrees to post in conspicuous places, available to employees and applicants for employment, notices to be provided by the contracting officer setting forth the provisions of this nondiscrimination clause.
- (2) The contractor will, in all solicitations or advertisements for employees placed by or on behalf of the contractor, state that all qualified applicants will receive consideration for employment without regard to race, color, religion, sex, sexual

orientation, gender identity, or national origin.

- (3) The contractor will not discharge or in any other manner discriminate against any employee or applicant for employment because such employee or applicant has inquired about, discussed, or disclosed the compensation of the employee or applicant or another employee or applicant. This provision shall not apply to instances in which an employee who has access to the compensation information of other employees or applicants as a part of such employee's essential job functions discloses the compensation of such other employees or applicants to individuals who do not otherwise have access to such information, unless such disclosure is in response to a formal complaint or charge, in furtherance of an investigation, proceeding, hearing, or action, including an investigation conducted by the employer, or is consistent with the contractor's legal duty to furnish information.
- (4) The contractor will send to each labor union or representative of workers with which it has a collective bargaining agreement or other contract or understanding, a notice to be provided by the agency contracting officer, advising the labor union or workers' representative of the contractor's commitments under section 202 of Executive Order 11246 of September 24, 1965, and shall post copies of the notice in conspicuous places available to employees and applicants for employment.
- (5) The contractor will comply with all provisions of Executive Order 11246 of September 24, 1965, and of the rules, regulations, and relevant orders of the Secretary of Labor.
- (6) The contractor will furnish all information and reports required by Executive Order 11246 of September 24, 1965, and by the rules, regulations, and orders of the Secretary of Labor, or pursuant thereto, and will permit access to his books, records, and accounts by the contracting agency and the Secretary of Labor for purposes of investigation to ascertain compliance with such rules, regulations, and orders.
- (7) In the event of the contractor's non-compliance with the nondiscrimination clauses of this contract or with any of such rules, regulations, or orders, this contract may be canceled, terminated or suspended in whole or in part and the contractor may be declared ineligible for further Government contracts in accordance with procedures authorized in Executive Order 11246 of September 24, 1965, and such other sanctions may be imposed and remedies invoked as provided in Executive Order 11246 of September 24, 1965, or by rule, regulation, or order of the Secretary of Labor, or as otherwise provided by law.
- (8) The contractor will include the provisions of paragraphs (1) through (8) in every subcontract or purchase order unless exempted by rules, regulations, or orders of the Secretary of Labor issued pursuant to section 204 of Executive Order 11246 of September 24, 1965, so that such provisions will be binding upon each subcontractor or vendor. The contractor will take such action with respect to any subcontract or purchase order as may be directed by the Secretary of Labor as a

means of enforcing such provisions including sanctions for noncompliance: Provided, however, that in the event the contractor becomes involved in, or is threatened with, litigation with a subcontractor or vendor as a result of such direction, the contractor may request the United States to enter into such litigation to protect the interests of the United States.

4. Equal Employment Opportunity for all “federally assisted” Construction Contracts.

The following clause applies for all federally assisted construction contracts where “federally assisted construction contracts” is defined as in 41 C.F.R. Part 60-1.3, or any contract for construction work, or modification thereof, as defined in the regulations of the Secretary of Labor at 41 CFR Chapter 60, which is paid for in whole or in part with funds obtained from the Federal Government or borrowed on the credit of the Federal Government pursuant to a grant, contract, loan, insurance, or guarantee, or undertaken pursuant to any Federal program involving such grant, contract, loan, insurance, or guarantee:

During the performance of this contract, the contractor agrees as follows:

- (1) The contractor will not discriminate against any employee or applicant for employment because of race, color, religion, sex, sexual orientation, gender identity, or national origin. The contractor will take affirmative action to ensure that applicants are employed, and that employees are treated during employment without regard to their race, color, religion, sex, sexual orientation, gender identity, or national origin. Such action shall include, but not be limited to the following: employment, upgrading, demotion, or transfer; recruitment or recruitment advertising; layoff or termination; rates of pay or other forms of compensation; and selection for training, including apprenticeship. The contractor agrees to post in conspicuous places, available to employees and applicants for employment, notices to be provided setting forth the provisions of this nondiscrimination clause.
- (2) The contractor will, in all solicitations or advertisements for employees placed by or on behalf of the contractor, state that all qualified applicants will receive consideration for employment without regard to race, color, religion, sex, sexual orientation, gender identity, or national origin.
- (3) The contractor will not discharge or in any other manner discriminate against any employee or applicant for employment because such employee or applicant has inquired about, discussed, or disclosed the compensation of the employee or applicant or another employee or applicant. This provision shall not apply to instances in which an employee who has access to the compensation information of other employees or applicants as a part of such employee's essential job functions discloses the compensation of such other employees or applicants to individuals who do not otherwise have access to such information, unless such disclosure is in response to a formal complaint or charge, in furtherance of an investigation, proceeding, hearing, or action, including an investigation conducted by the

employer, or is consistent with the contractor's legal duty to furnish information.

- (4) The contractor will send to each labor union or representative of workers with which he has a collective bargaining agreement or other contract or understanding, a notice to be provided advising the said labor union or workers' representatives of the contractor's commitments under this section, and shall post copies of the notice in conspicuous places available to employees and applicants for employment.
- (5) The contractor will comply with all provisions of Executive Order 11246 of September 24, 1965, and of the rules, regulations, and relevant orders of the Secretary of Labor.
- (6) The contractor will furnish all information and reports required by Executive Order 11246 of September 24, 1965, and by rules, regulations, and orders of the Secretary of Labor, or pursuant thereto, and will permit access to his books, records, and accounts by the administering agency and the Secretary of Labor for purposes of investigation to ascertain compliance with such rules, regulations, and orders.
- (7) In the event of the contractor's noncompliance with the nondiscrimination clauses of this contract or with any of the said rules, regulations, or orders, this contract may be canceled, terminated, or suspended in whole or in part and the contractor may be declared ineligible for further Government contracts or federally assisted construction contracts in accordance with procedures authorized in Executive Order 11246 of September 24, 1965, and such other sanctions may be imposed and remedies invoked as provided in Executive Order 11246 of September 24, 1965, or by rule, regulation, or order of the Secretary of Labor, or as otherwise provided by law.
- (8) The contractor will include the portion of the sentence immediately preceding paragraph (1) and the provisions of paragraphs (1) through (8) in every subcontract or purchase order unless exempted by rules, regulations, or orders of the Secretary of Labor issued pursuant to section 204 of Executive Order 11246 of September 24, 1965, so that such provisions will be binding upon each subcontractor or vendor. The contractor will take such action with respect to any subcontract or purchase order as the administering agency may direct as a means of enforcing such provisions, including sanctions for noncompliance provided, however, that in the event a contractor becomes involved in, or is threatened with, litigation with a subcontractor or vendor as a result of such direction by the administering agency, the contractor may request the United States to enter into such litigation to protect the interests of the United States.

5. Davis-Bacon Act.

The Davis-Bacon Act requirements do not apply to projects where the expected total cost is under \$10 million dollars and where funding is provided solely with State and Local Fiscal Recovery Funds (SLFRF), except for certain SLFRF-funded construction projects undertaken

by the District of Columbia. For all projects funded solely with State and Local Fiscal Recovery Funds (SLFRF), where the expected total cost is more than \$10 million dollars the following clause will apply:

As amended (40 U.S.C. 3141–3148), when required by Federal program legislation, all prime construction contracts in excess of \$2,000 awarded by non-Federal entities must include a provision for compliance with the Davis-Bacon Act (40 U.S.C. 3141–3144, and 3146–3148) as supplemented by Department of Labor regulations (29 CFR Part 5, “Labor Standards Provisions Applicable to Contracts Covering Federally Financed and Assisted Construction”). In accordance with the statute, contractors must be required to pay wages to laborers and mechanics at a rate not less than the prevailing wages specified in a wage determination made by the Secretary of Labor. In addition, contractors must be required to pay wages not less than once a week. The non-Federal entity must place a copy of the current prevailing wage determination issued by the Department of Labor in each solicitation. The decision to award a contract or subcontract must be conditioned upon the acceptance of the wage determination. The non-Federal entity must report all suspected or reported violations to the Federal awarding agency. The contracts must also include a provision for compliance with the Copeland “Anti- Kickback” Act (40 U.S.C. 3145), as supplemented by Department of Labor regulations (29 CFR Part 3, “Contractors and Sub-contractors on Public Building or Public Work Financed in Whole or in Part by Loans or Grants from the United States”). The Act provides that each contractor or sub- recipient must be prohibited from inducing, by any means, any person employed in the construction, completion, or repair of public work, to give up any part of the compensation to which he or she is otherwise entitled. The non-Federal entity must report all suspected or reported violations to the Federal awarding agency.

6. Contract Work Hours and Safety Standards Act (40 U.S.C. 3701–3708).

The following clause applies only for contracts of \$100,000 or more that involve the employment of mechanics or laborers.

Where applicable, all contracts awarded by the non-Federal entity in excess of \$100,000 that involve the employment of mechanics or laborers must include a provision for compliance with 40 U.S.C. 3702 and 3704, as supplemented by Department of Labor regulations (29 CFR Part 5).

Under 40 U.S.C. 3702 of the Act, each contractor must be required to compute the wages of every mechanic and laborer on the basis of a standard work week of 40 hours. Work in excess of the standard work week is permissible provided that the worker is compensated at a rate of not less than one and a half times the basic rate of pay for all hours worked in excess of 40 hours in the work week. The requirements of 40 U.S.C. 3704 are applicable to construction work and provide that no laborer or mechanic must be required to work in surroundings or under working conditions which are unsanitary, hazardous or dangerous. These requirements do not apply to the purchases of supplies or materials or articles ordinarily available on the open market, or contracts for transportation or transmission of intelligence.

Contractor shall include a provision for compliance with 40 U.S.C. 3702 and 3704, as supplemented by Department of Labor regulations (29 CFR Part 5) in all subcontracts of \$100,000 or more that involve the employment of mechanics or laborers.

7. Rights to Inventions under a Contract or Agreement.

The following clause only applies to contracts where the work is related to the performance of experimental, developmental, or research work funded by federal funds or where the work performed is subject to copyright.

Contractor acknowledges that the federal government reserves a royalty-free, non-exclusive, and irrevocable license to reproduce, publish, or otherwise use, and authorize others to use (in whole or in part, including in connection with derivative works), for state (or Federal) purposes, all reports, drafts of reports, or other material, data, drawings, computer programs, and codes associated with this Contract, and/or any copyright or other intellectual property rights, and any material or information developed and/or required to be delivered under this Contract. Contractor will comply with the requirements of 37 CFR Part 401, "Rights to Inventions Made by Nonprofit Organizations and Small Business Firms under Government Grants, Contracts and Cooperative Agreements".

8. Clean Air.

The following clause applies only for contracts of \$150,000 or more.

The Contractor agrees to comply with all applicable standards, orders or regulations issued pursuant to the Clean Air Act, as amended, 42 U.S.C. §§ 7401 et seq. The Contractor agrees to report each violation to the County and understands and agrees that the County will, in turn, report each violation as required to assure notification to the appropriate EPA Regional Office. The Contractor agrees it will not use any violating facilities. It will report the use of facilities placed on or likely to be placed on the U.S. EPA "List of Violating Facilities". It will report violations of use of prohibited facilities to the appropriate EPA Regional Office.

The Contractor also agrees to include these requirements in each subcontract exceeding \$150,000 financed in whole or in part with Federal assistance.

9. Clean Water.

The following clause applies only for contracts of \$150,000 or more.

The Contractor agrees to comply with all applicable standards, orders or regulations issued pursuant to the Federal Water Pollution Control Act, as amended, 33 U.S.C. 1251 et seq. The Contractor agrees to report each violation to the County and understands and agrees that the County will, in turn, report each violation as required to assure notification to the

appropriate EPA Regional Office. The Contractor agrees it will not use any violating facilities. It will report the use of facilities placed on or likely to be placed on the U.S. EPA "List of Violating Facilities". It will report violations of use of prohibited facilities to the appropriate EPA Regional Office.

The Contractor also agrees to include these requirements in each subcontract exceeding \$150,000 financed in whole or in part with Federal assistance.

10. Government-wide Debarment and Suspension.

The following clause applies only for contracts of \$25,000 or more.

The Contractor shall comply and facilitate compliance with the U.S. Office of Management and Budget (U.S. OMB) "Guidelines to Agencies on Government wide Debarment and Suspension (Nonprocurement)," 2 C.F.R. part 180. A contract award in any tier must not be made to parties listed on the government wide exclusions in the System for Award Management (SAM), in accordance with the OMB guidelines at 2 C.F.R. § 180 that implement Executive Orders Nos. 12549 (3 C F R part 1986 Comp., p. 189) and 12689 (3 C.F.R. part 1989 Comp., p. 235), "Debarment and Suspension." SAM Exclusions contains the names of parties debarred, suspended, or otherwise excluded by agencies, as well as parties declared ineligible under statutory or regulatory authority other than Executive Order No. 12549. These provisions apply to each contract at any tier of \$25,000 or more, and to each contract at any tier for a federally required audit (irrespective of the contract amount).

This certification is a material representation of fact relied upon by the County. If it is later determined that the Contractor did not comply with 2 C.F.R. pt. 180, subpart C and 2 C.F.R. pt. 3000, subpart C, in addition to remedies available to County, the Federal Government may pursue available remedies, including but not limited to suspension and/or debarment.

Contractor agrees to comply with the requirements of 2 C.F.R. pt. 180, subpart C and 2 C.F.R. pt. 3000, subpart C while this offer is valid and throughout the period of any contract that may arise from this offer. The bidder or proposer further agrees to include a provision requiring such compliance in its lower tier covered transactions.

11. Byrd Anti-Lobbying Amendment.

The following clause applies only for contracts of \$100,000 or more.

Contractors who apply or bid for an award of \$100,000 or more shall file the certification required by 49 C.F.R. Part 20, "New Restrictions on Lobbying." Contractor certifies that it and all its subcontractors at every tier will not and have not used Federal appropriated funds to pay any person or organization for influencing or attempting to influence an officer or employee of any agency, a member of Congress, officer or employee of Congress, or an employee of a member of Congress in connection with obtaining any Federal contract, grant, award, including any extension, continuation, renewal,

amendment, or modification covered by 31 U.S.C. 1352. Each tier shall also disclose the name of any registrant under the Lobbying Disclosure Act of 1995 who has made lobbying contacts on its behalf with non-Federal funds with respect to that Federal contract, grant or award covered by 31 U.S.C. 1352.

12. Procurement of Recovered Materials.

The Contractor agrees to comply with Section 6002 of the Solid Waste Disposal Act, as amended by the Resource Conservation and Recovery Act. The requirements of Section 6002 include procuring only items designated in guidelines of the Environmental Protection Agency (EPA) at 40 C.F.R. part 247 that contain the highest percentage of recovered materials practicable, consistent with maintaining a satisfactory level of competition, where the purchase price of the item exceeds \$10,000 or the value of the quantity acquired during the preceding fiscal year exceeded \$10,000; procuring solid waste management services in a manner that maximizes energy and resource recovery; and establishing an affirmative procurement program for procurement of recovered materials identified in the EPA guidelines.

13. Prohibited Telecommunications and Video Surveillance Services and Equipment.

Contractor understands and acknowledges that under 2 CFR 200.216, the County is prohibited from using federal funds to procure, obtain, extend or renew a contract to procure or obtain covered telecommunications equipment or services, including telecom equipment produced by Huawei Technologies Company or ZTE Corp. (or subsidiaries or affiliates of such entities).

Contractor, therefore, certifies that they are in compliance with the John S. McCain National Defense Authorization Act for Fiscal Year 2019 (FY 2019 NDAA), Pub. L. No. 115-232 (2018), and that in the performance of this agreement, it will not provide equipment, services, or systems that uses covered telecommunications equipment or services as a substantial or essential component of any system, or as critical technology as part of any system. As described in Public Law 115-232, section 889, covered telecommunications equipment is telecommunications equipment produced by Huawei Technologies Company or ZTE Corporation (or any subsidiary or affiliate of such entities).

- (i.) For the purpose of public safety, security of Government facilities, physical security surveillance of critical infrastructure, and other national security purposes, video surveillance and telecommunications equipment produced by Hytera Communications Corporation, Hangzhou Hikvision Digital Technology Company, or Dahua Technology Company (or any subsidiary or affiliate of such entities);
- (ii.) Telecommunications or video surveillance services provided by such entities or using such equipment; or
- (iii.) Telecommunications or video surveillance equipment or services produced or provided by an entity that the Secretary of Defense, in consultation with the

Director of National Intelligence or the Director of the Federal Bureau of Investigation, reasonably believes to be an entity owned or controlled by, or otherwise connected to, the People's Republic of China.

14. Domestic Preferences for Procurements.

As appropriate and to the extent consistent with law, Contractor shall to the greatest extent practicable, provide a preference for the purchase, acquisition, or use of goods, products, or materials produced in the United States (including but not limited to iron, aluminum, steel, cement, and other manufactured products). The requirements of this section must be included in all subawards including all contracts and purchase orders for work or products procured with federal funds. For purposes of this clause, (1) "Produced in the United States" means, for iron and steel products, that all manufacturing processes, from the initial melting stage through the application of coatings, occurred in the United States. (2) "Manufactured products" means items and construction materials composed in whole or in part of non-ferrous metals such as aluminum; plastics and polymer-based products such as polyvinyl chloride pipe; aggregates such as concrete; glass, including optical fiber; and lumber.

15. Records and Financial Documents

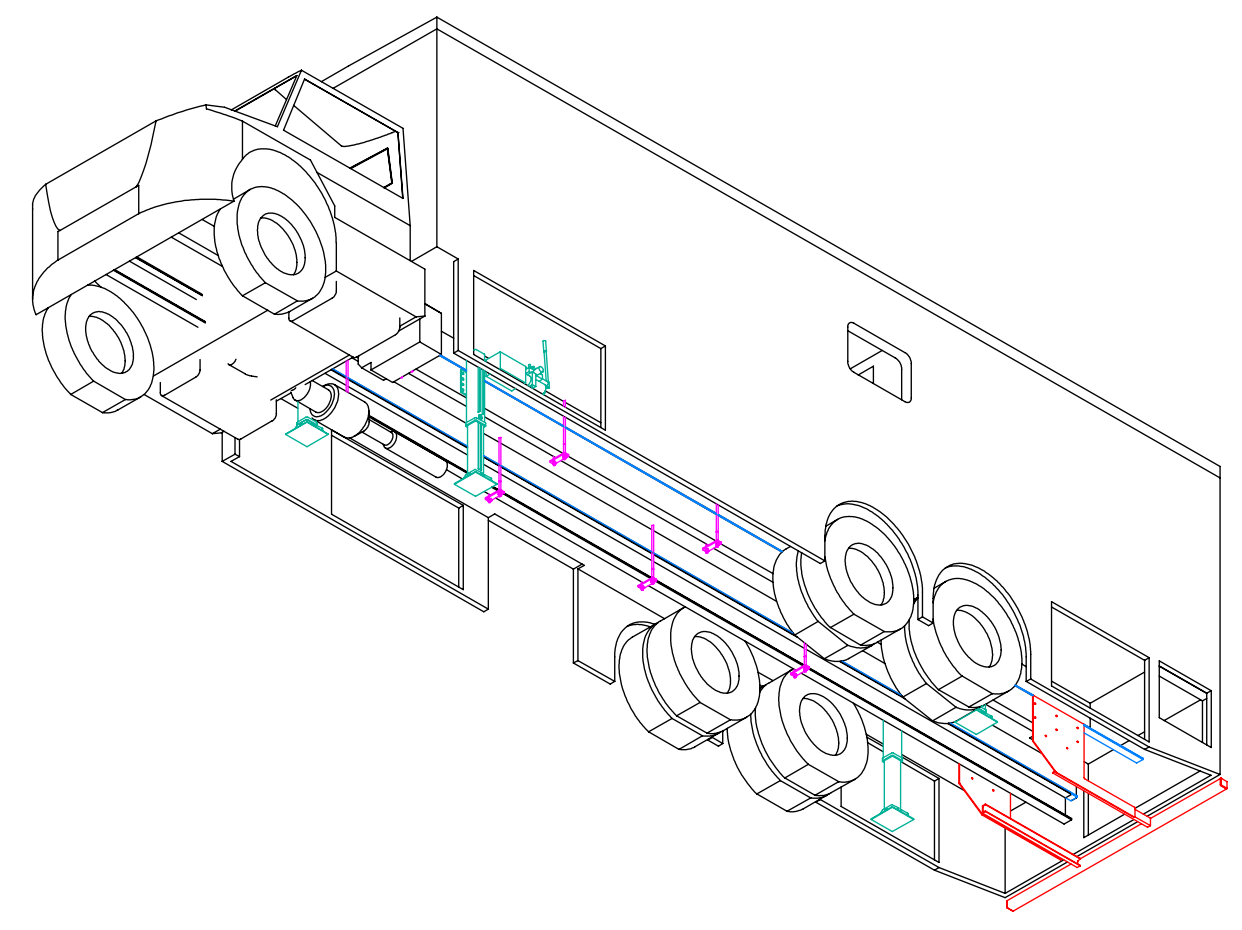
Contractor shall maintain records and financial documents sufficient to evidence compliance with section 603(c) of the Social Security Act, Treasury's regulations implementing that section, and guidance issued by Treasury regarding the foregoing. Records shall be maintained by Grantee/Contractor for a period of five years after all funds have been expended or returned to Treasury, whichever is later.

16. Compliance with Section 603 Regulations and Guidance.

Contractor agrees to comply with the requirements of section 603 of the Social Security Act "(the Act)", regulations adopted by Treasury pursuant to section 603(f) of the Act, and guidance issued by Treasury regarding the foregoing. Contractor also agrees to comply with all other applicable federal statutes, regulations, and executive orders, and Contractor shall provide for such compliance by other parties in any agreements it enters into with other parties relating to this award. Federal regulations applicable to this award include, without limitation, (1) statutes and regulations prohibiting discrimination applicable to this award, (2) Uniform Administrative Requirements, Cost Principles, and Audit Requirements for Federal Awards, 2 C.F.R. Part 200, other than such provisions as Treasury may determine are inapplicable to this Award and subject to such exceptions as may be otherwise provided by Treasury; (3) Subpart F - Audit Requirements of the Uniform Guidance, implementing the Single Audit Act; (4) Universal Identifier and System for Award Management (SAM), 2 C.F.R. Part 25 and Appendix A to 2 C.F.R. Part 25; and (6) Reporting Subaward and Executive Compensation Information, 2 C.F.R. Part 170, and Appendix A to 2 C.F.R. Part 170 is hereby incorporated by reference.

NOTES: UNLESS OTHERWISE SPECIFIED, **ALL BEND ANGLES = 90°**, **ALL BEND RADIUS = 0.250"**

REVISION NOTES			
ZONE	REV.	DESCRIPTION	DATE



C:\NomadGCS\CLIENT\TEXAS\803661 - FORT BEND MOBILE MEDICAL\IC30\803661-A Tuesday, October 13, 2020 3:04:11 PM AndrewFord

ITEM NO.	DESCRIPTION	PART NUMBER	QTY.	SUPPLIED BY:
1	RUBBER SLEEPER, 0.50 THICK, 368.5 L", IC30	112237	2	NOMAD FABRICATED
2	U-BOLT ASSEMBLY, 4.25 INSIDE X 17.75 TO 22.38H, 5/8-18	117684	8	NOMAD FABRICATED
3	BUMPER, ASSEMBLY, STEEL, FOR 803268	117995	1	NOMAD FABRICATED
4	LEVELING, HYDRAULIC, ASSEMBLY, CHASSIS, EQUALIZER SYSTEMS, 17.5K, 20", CT-20	414946	1	VENDOR FABRICATED
5	VEHICLE, FREIGHTLINER, M2 106, 2021, CONVENTIONAL CAB, 300" WB, CONVENTIONAL CHASSIS, CA=234.4", GVWR=49660 LBS, 50 GALLON LH FUEL TANK, 50 GALLON RH FUEL TANK, 132" REAR FRAME OVERHANG, FOR 803661	419260	1	VENDOR STANDARD

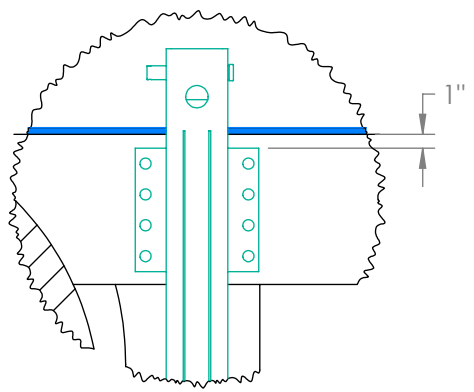
QTY	PROJECT		
UNLESS OTHERWISE SPECIFIED:		PROPRIETARY AND CONFIDENTIAL	
DIMENSIONS ARE IN INCHES		THE INFORMATION CONTAINED IN THIS DRAWING IS THE SOLE PROPERTY OF NOMAD GCS. ANY REPRODUCTION IN PART OR AS A WHOLE WITHOUT THE WRITTEN PERMISSION OF NOMAD GCS IS PROHIBITED.	
TOLERANCES: X/X ± 1/16		TITLE:	
.X° ± 0.5°		803661-A,	
.X ± 0.100		803661_TX_FortBend_MobileHealthClinic,	
.XX ± 0.050		OPENING CUTOUTS AND FRAMING	
.XXX ± 0.030		DWG. NO.	
PRODUCED BY:		803661-A	
NOMAD FABRICATED		REV.	
MATERIAL		-	
FINISH		DRAWING NOT TO SCALE	
WEIGHT		SHEET 1 OF 3	
14034.85			

8 7 6 5 4 3 2 1

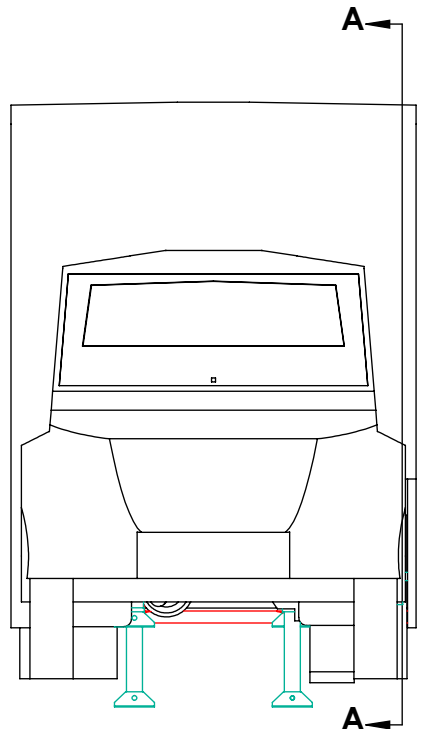
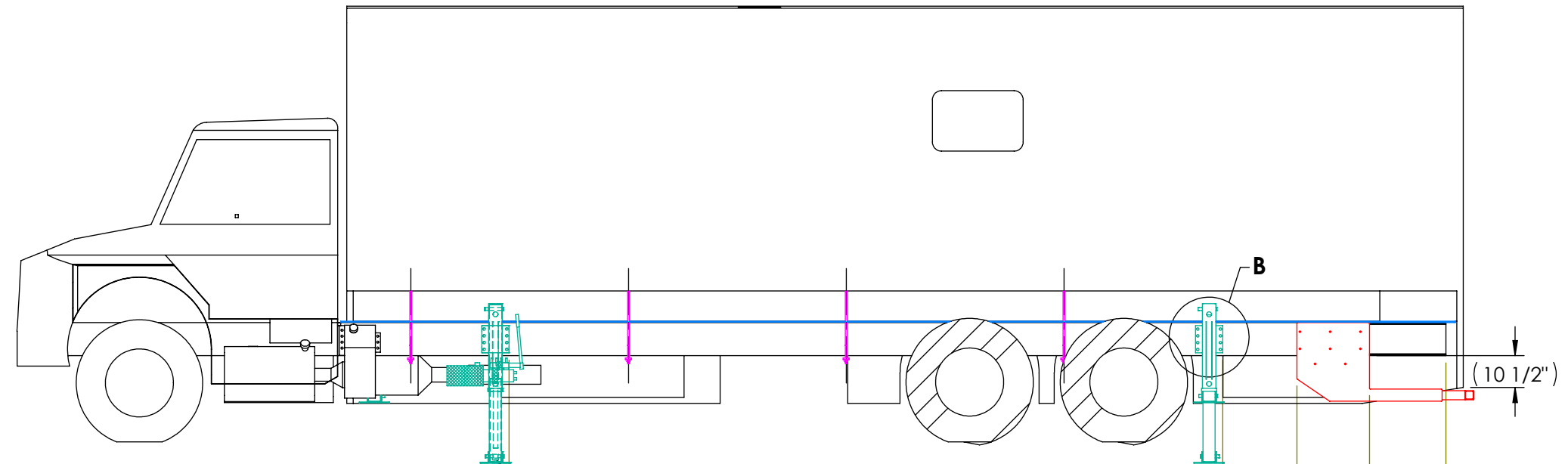
D

D

**DETAIL B
SCALE 1 : 14**



**SECTION A-A
SCALE 1 : 48**



C:\NomadGCS\CLIENT\TEXAS\803661 - FORT BEND MOBILE MEDICAL\CS\803661-A_Tuesday, October 13, 2020 3:04:11 PM AndrewFord

(309 13/16")

MOVE DEF AND FUEL TANKS BACK, REPLACE EXISTING TANK WITH 150 GALLON TANK THEN INSTALL LEG IN THIS LOCATION

(73 13/16")

49 1/4"

25 1/4"

0"

(10 1/2")

PROPRIETARY AND CONFIDENTIAL
THE INFORMATION CONTAINED IN THIS DRAWING IS THE SOLE PROPERTY OF NOMAD GCS. ANY REPRODUCTION IN PART OR AS A WHOLE WITHOUT THE WRITTEN PERMISSION OF NOMAD GCS IS PROHIBITED.

UNLESS OTHERWISE SPECIFIED:
DIMENSIONS ARE IN INCHES
TOLERANCES:
X/X ± 1/16
.X° ± 0.5°
.X ± 0.100
.XX ± 0.050
.XXX ± 0.030

NOMAD GCS

TITLE:
**803661-A,
803661_TX_FortBend_MobileHealthClinic,
OPENING CUTOUTS AND FRAMING**

DWG. NO. **803661-A** REV. **-**

DO NOT SCALE DRAWING SHEET 2 OF 3

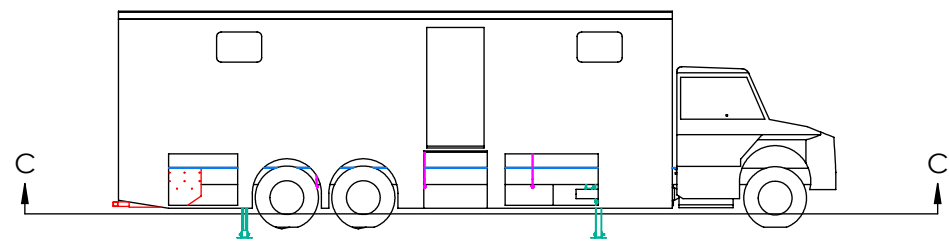
8 7 6 5 4 3 2 1

A

A

8 7 6 5 4 3 2 1

D

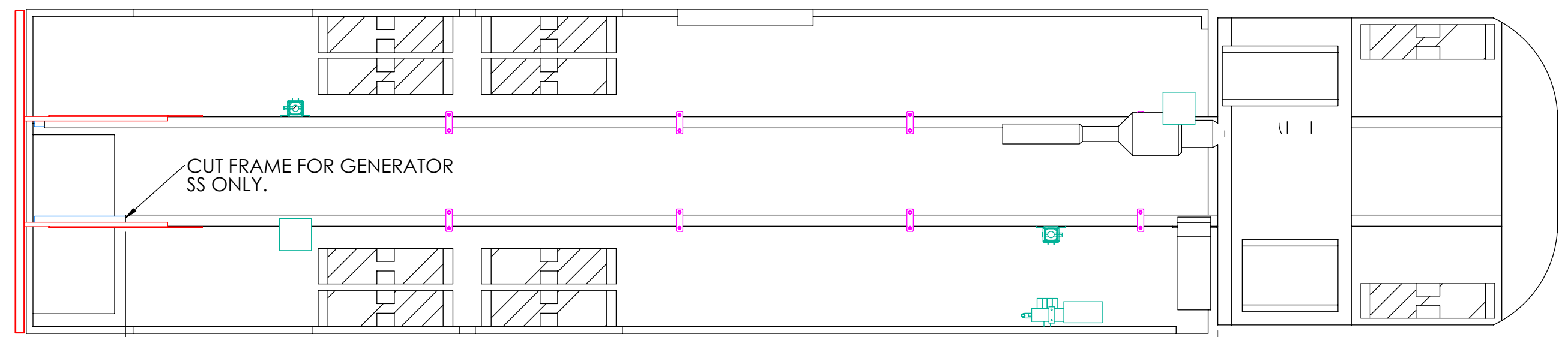


SECTION C-C
SCALE 1 : 36
VIEW LOOKING UP

D

CURBSIDE

C



CUT FRAME FOR GENERATOR
SS ONLY.

STREETSIDE

C

B

FRAME CUT FOR GENERATOR - 341 3/16"

BACK OF CAB - 0"

B

A

A

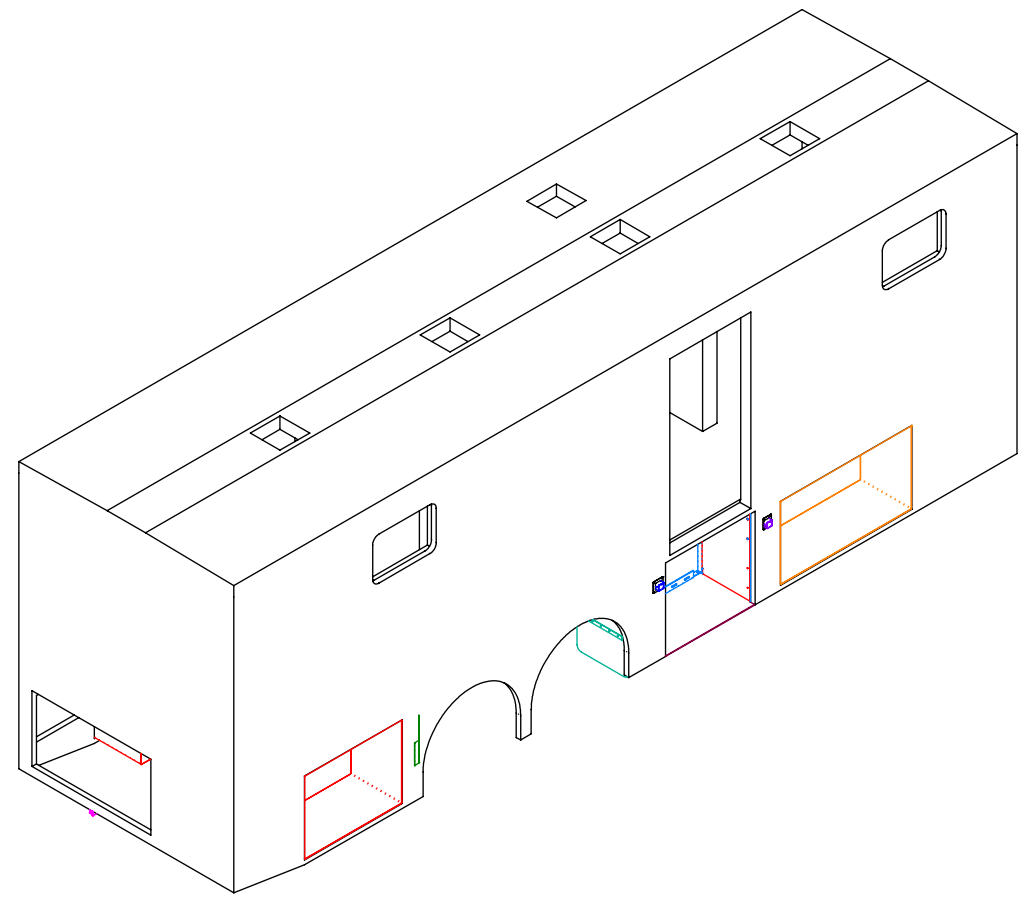
C:\NomadGCS\CLIENT\TEXAS\803661 - FORT BEND MOBILE MEDICAL\CS\803661-A Tuesday, October 13, 2020 3:04:11 PM AndrewFord

<small>PROPRIETARY AND CONFIDENTIAL</small> THE INFORMATION CONTAINED IN THIS DRAWING IS THE SOLE PROPERTY OF NOMAD GCS. ANY REPRODUCTION IN PART OR AS A WHOLE WITHOUT THE WRITTEN PERMISSION OF NOMAD GCS IS PROHIBITED. <small>UNLESS OTHERWISE SPECIFIED: DIMENSIONS ARE IN INCHES</small> TOLERANCES: X/X ± 1/16 X° ± 0.5° .X ± 0.100 .XX ± 0.050 .XXX ± 0.030	NOMAD GCS	
	TITLE: 803661-A, 803661_TX_FortBend_MobileHealthClinic, OPENING CUTOUTS AND FRAMING	
	DWG. NO. <h1 style="margin: 0;">803661-A</h1>	REV. -
DO NOT SCALE DRAWING		SHEET 3 OF 3

8 7 6 5 4 3 2 1

8 7 6 5 4 3 2 1

REVISION NOTES			
ZONE	REV.	DESCRIPTION	DATE



D
C
B
A

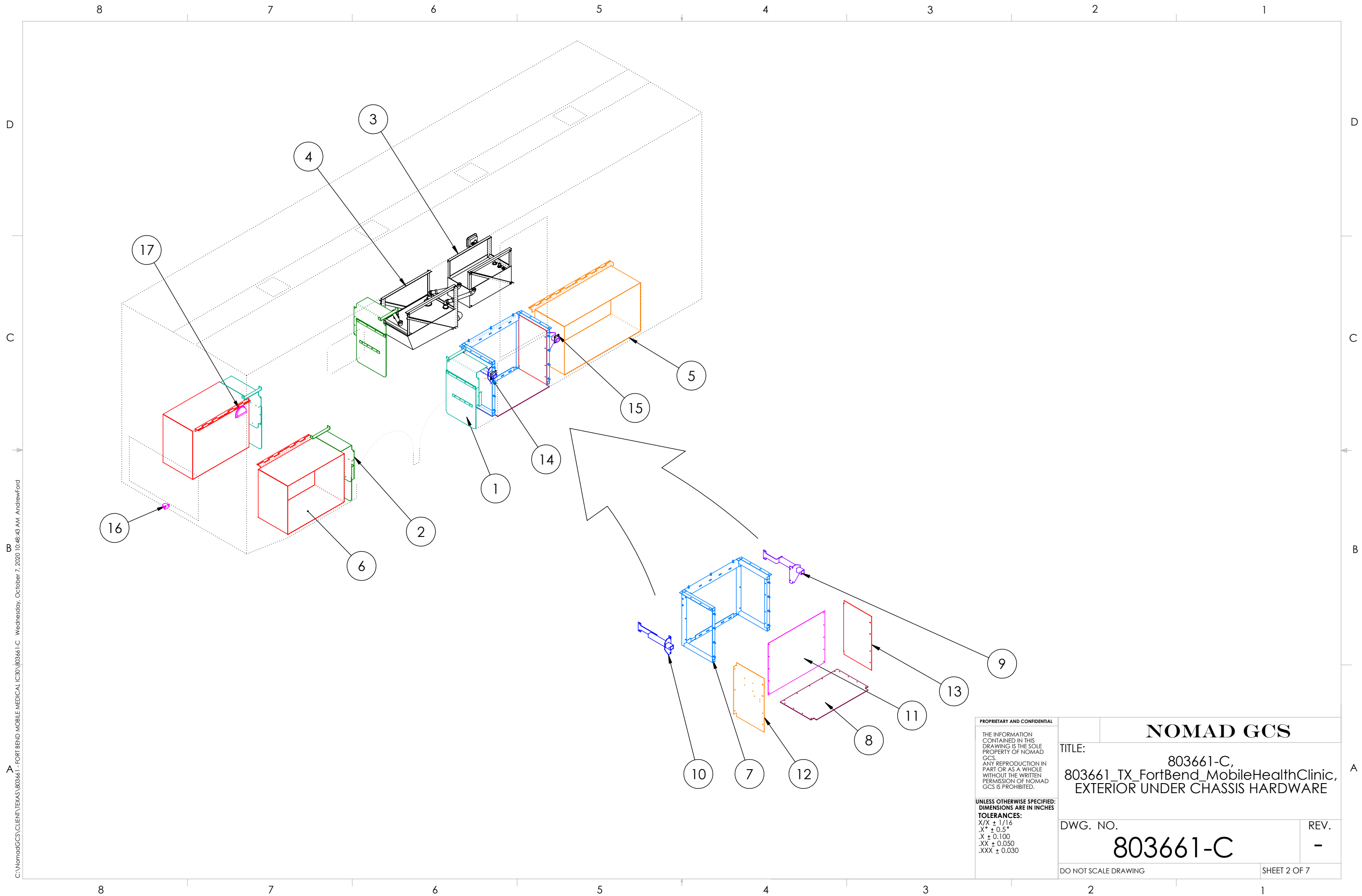
D
C
B
A

C:\NomadGCS\CLIENT\TEXAS\803661 - FORT BEND MOBILE MEDICAL\803661-C Wednesday, October 7, 2020 10:46:43 AM AndrewFord

ITEM NO.	DESCRIPTION	PART NUMBER	QTY.	SUPPLIED BY:
1	MUDFLAP ASSEMBLY, FLAP AND EXTENSION, FOR 30.00 - 34.00 SKIRT	112813	2	NOMAD FABRICATED
2	MUDFLAP ASSEMBLY, FLAP AND EXTENSION, FOR 30.00 - 34.00 SKIRT	112813	2	NOMAD FABRICATED
3	FRESH WATER TANK, ASSEMBLY, 20 GALLON, UNDER CHASSIS FRAME	116407	1	FAB,PNT,ASY
4	WASTE WATER TANK, ASSEMBLY, 30 GALLON, UNDER CHASSIS FRAME	116412	1	FAB,WELD,PNT,ASY
5	COMPARTMENT, ASSEMBLY, UNDER CHASSIS, ALUMINUM, 61.75 X 34.00H X 24.00D, .090 WALL	117986	1	WELD,ASY
6	COMPARTMENT, ASSEMBLY, UNDER CHASSIS, ALUMINUM, 45.75 X 34.00H X 24.00D, .090 WALL	117989	2	WELD,ASY
7	FRAME, ASSEMBLY, WHEELCHAIR LIFT, NL 500 SERIES, BRAUN, STEEL	118010	1	NOMAD FABRICATED
8	FLOOR PANEL, LIFT BAY, BRAUN NL500 SERIES, ALUMINUM	118018	1	CNC,ASY
9	PLATFORM RECEIVER, ASSEMBLY, RIGHT SIDE, BOLT ON, STEEL	118042	1	NOMAD FABRICATED
10	PLATFORM RECEIVER, ASSEMBLY, LEFT SIDE, BOLT ON, STEEL	118046	1	NOMAD FABRICATED
11	COMPARTMENT, BACK, ADA LIFT, BRAUN NL500 SERIES	118058	1	CNC,ASY
12	COMPARTMENT, SIDES, ADA LIFT, BRAUN NL500 SERIES	118074	1	CNC,BRK,ASY
13	COMPARTMENT, RIGHT SIDE, ADA LIFT, BRAUN NL500 SERIES	118075	1	CNC,BRK,ASY
14	TRIM RING, RECEIVER TUBE, LEFT SIDE, PLATFORM, FOR 803268	118691	1	CNC,PNT,ASY
15	TRIM RING, RECEIVER TUBE, RIGHT SIDE, PLATFORM, FOR 803268	118692	1	CNC,PNT,ASY
16	ALARM, REVERSE, 12VDC, 97DB, 0.2A, LIGHT DUTY, ECCO, ECC-510	402839	1	VENDOR STANDARD
17	VENT, HALF MOON, SHROUD, FOR 3" HOLE, BLACK, HMAV2	413104	1	VENDOR STANDARD
18	LIFT, ADA, 24 VOLT, MANUAL FOLDING HANDRAILS, MANUAL FOLDING PLATFORM, MANUAL PLATFORM EXTENSION, HYDRAULIC IN/OUT AND UP/DOWN, BRAUN NL501-24	417240	1	VENDOR STANDARD

QTY	PROJECT											
<p>UNLESS OTHERWISE SPECIFIED:</p> <p>DIMENSIONS ARE IN INCHES</p> <p>TOLERANCES: X/X ± 1/16</p> <p>.X° ± 0.5°</p> <p>.X ± 0.100</p> <p>.XX ± 0.050</p> <p>.XXX ± 0.030</p> <p>PRODUCED BY: NOMAD FABRICATED</p> <p>MATERIAL Material <not specified></p> <p>FINISH NONE</p> <p>WEIGHT 915.88</p>		<p>PROPRIETARY AND CONFIDENTIAL</p> <p>THE INFORMATION CONTAINED IN THIS DRAWING IS THE SOLE PROPERTY OF NOMAD GCS. ANY REPRODUCTION IN PART OR AS A WHOLE WITHOUT THE WRITTEN PERMISSION OF NOMAD GCS IS PROHIBITED.</p> <table border="1"> <thead> <tr> <th>NAME</th> <th>DATE</th> </tr> </thead> <tbody> <tr> <td>DRAWN ATF</td> <td>10/7/2020</td> </tr> <tr> <td>ENGINEER ATF</td> <td>9/15/2020</td> </tr> <tr> <td>Q.A.</td> <td> </td> </tr> <tr> <td>MFG APPR.</td> <td> </td> </tr> </tbody> </table>	NAME	DATE	DRAWN ATF	10/7/2020	ENGINEER ATF	9/15/2020	Q.A.		MFG APPR.	
NAME	DATE											
DRAWN ATF	10/7/2020											
ENGINEER ATF	9/15/2020											
Q.A.												
MFG APPR.												
<p>NOMAD GCS</p> <p>TITLE: 803661-C, 803661_TX_FortBend_MobileHealthClinic, EXTERIOR UNDER CHASSIS HARDWARE</p> <p>DWG. NO. 803661-C</p> <p>REV. -</p> <p>DRAWING NOT TO SCALE</p> <p>SHEET 1 OF 7</p>												

8 7 6 5 4 3 2 1



C:\NomadGCS\CLIENT\TEXAS\803661 - FORT BEND MOBILE MEDICAL IC30\803661-C Wednesday, October 7, 2020 10:48:43 AM AndrewFord
 A B C D

PROPRIETARY AND CONFIDENTIAL
 THE INFORMATION CONTAINED IN THIS DRAWING IS THE SOLE PROPERTY OF NOMAD GCS. ANY REPRODUCTION IN PART OR AS A WHOLE WITHOUT THE WRITTEN PERMISSION OF NOMAD GCS IS PROHIBITED.
UNLESS OTHERWISE SPECIFIED: DIMENSIONS ARE IN INCHES
TOLERANCES:
 X/X ± 1/16
 .X° ± 0.5°
 .X ± 0.100
 .XX ± 0.050
 .XXX ± 0.030

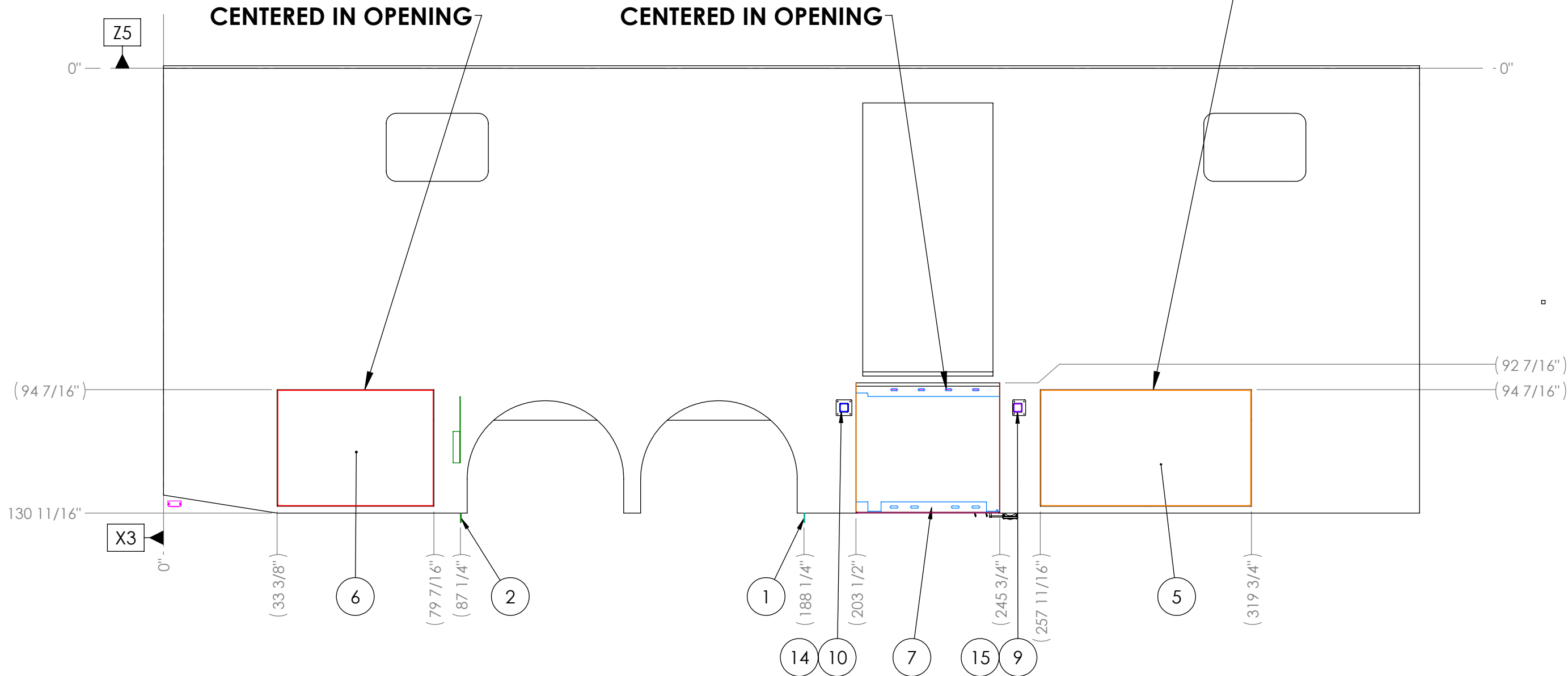
NOMAD GCS	
TITLE: 803661-C, 803661_TX_FortBend_MobileHealthClinic, EXTERIOR UNDER CHASSIS HARDWARE	
DWG. NO. <h1 style="margin: 0;">803661-C</h1>	REV. -
DO NOT SCALE DRAWING	SHEET 2 OF 7

CURBSIDE EXTERIOR

CENTERED IN OPENING

CENTERED IN OPENING

CENTERED IN OPENING



DIMENSIONING NOTES:

DATUM	REFERENCE
X1	REAR INTERIOR FINISHED
X3	REAR EXTERIOR SKIN
Y2	SS INTERIOR FINISHED
Y7	SS EXTERIOR SKIN
Z1	TOP OF LONSEAL
Z5	TOP OF WALL FRAMING

PROPRIETARY AND CONFIDENTIAL

THE INFORMATION CONTAINED IN THIS DRAWING IS THE SOLE PROPERTY OF NOMAD GCS. ANY REPRODUCTION IN PART OR AS A WHOLE WITHOUT THE WRITTEN PERMISSION OF NOMAD GCS IS PROHIBITED.

UNLESS OTHERWISE SPECIFIED: DIMENSIONS ARE IN INCHES

TOLERANCES:
 X/X ± 1/16
 .X° ± 0.5°
 .X ± 0.100
 .XX ± 0.050
 .XXX ± 0.030

NOMAD GCS

TITLE:
 803661-C,
 803661_TX_FortBend_MobileHealthClinic,
 EXTERIOR UNDER CHASSIS HARDWARE

DWG. NO.

803661-C

REV.

-

DO NOT SCALE DRAWING

SHEET 3 OF 7

C:\NomadGCS\CLIENT\TEXAS\803661 - FORT BEND MOBILE MEDICAL\CS\803661-C Wednesday, October 7, 2020 10:48:43 AM AndrewFord

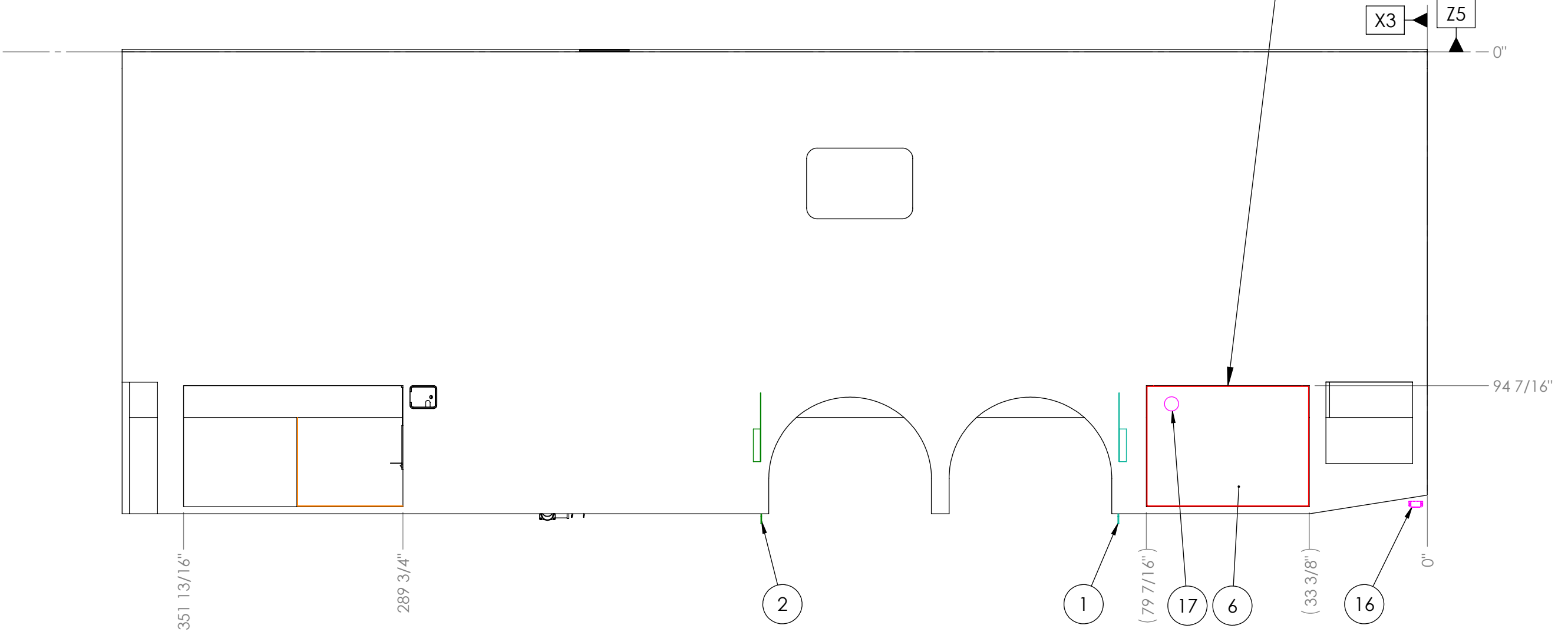
8 7 6 5 4 3 2 1

D

D

STREETSIDE EXTERIOR

CENTERED IN OPENING



C

C

B

B

A

A

C:\NomadGCS\CLIENT\TEXAS\803661 - FORT BEND MOBILE MEDICAL\CS\803661-C Wednesday, October 7, 2020 10:48:43 AM AndrewFord

DIMENSIONING NOTES:

DATUM	REFERENCE
X1	REAR INTERIOR FINISHED
X3	REAR EXTERIOR SKIN
Y2	SS INTERIOR FINISHED
Y7	SS EXTERIOR SKIN
Z1	TOP OF LONSEAL
Z5	TOP OF WALL FRAMING

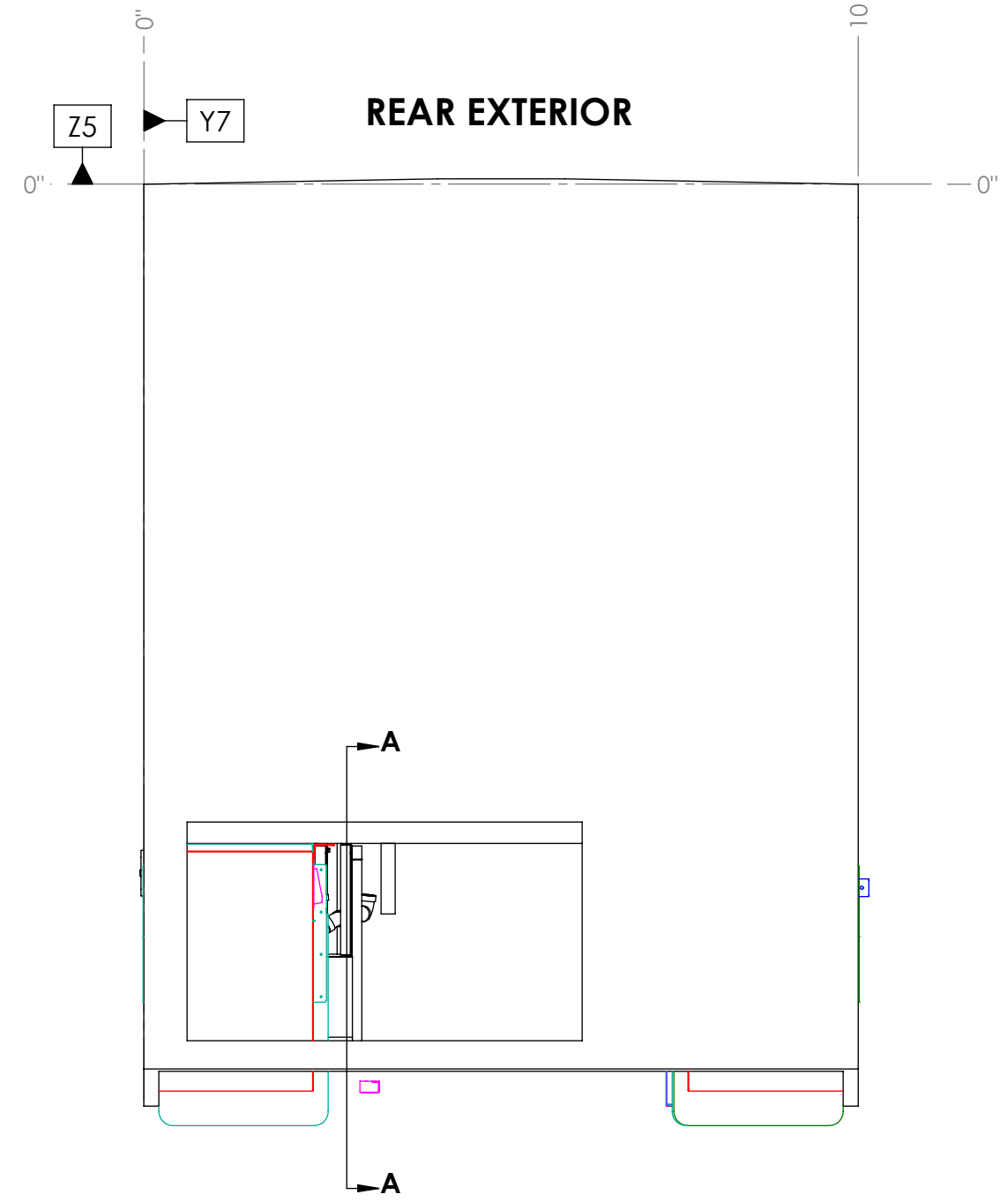
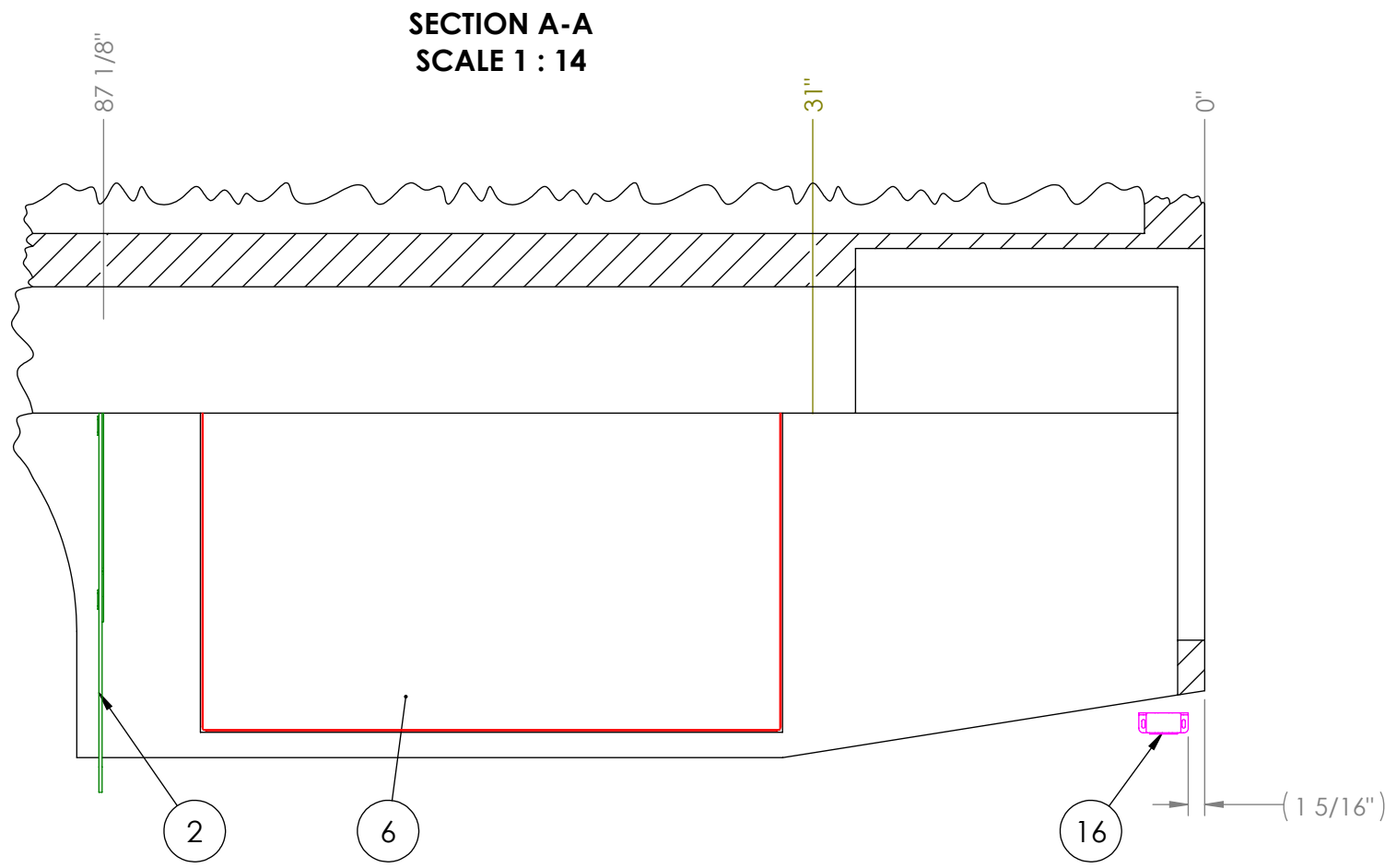
PROPRIETARY AND CONFIDENTIAL THE INFORMATION CONTAINED IN THIS DRAWING IS THE SOLE PROPERTY OF NOMAD GCS. ANY REPRODUCTION IN PART OR AS A WHOLE WITHOUT THE WRITTEN PERMISSION OF NOMAD GCS IS PROHIBITED.		NOMAD GCS	
UNLESS OTHERWISE SPECIFIED: DIMENSIONS ARE IN INCHES TOLERANCES: X/X ± 1/16 .X* ± 0.5* .X ± 0.100 .XX ± 0.050 .XXX ± 0.030		TITLE: 803661-C, 803661_TX_FortBend_MobileHealthClinic, EXTERIOR UNDER CHASSIS HARDWARE	
DWG. NO. 803661-C		REV. -	
DO NOT SCALE DRAWING		SHEET 4 OF 7	

8 7 6 5 4 3 2 1

C:\NomadGCS\Clients\TEXAS\803661 - FORT BEND MOBILE MEDICAL\CS\803661-C Wednesday, October 7, 2020 10:48:43 AM AndrewFord

8 7 6 5 4 3 2 1

D
C
B
A



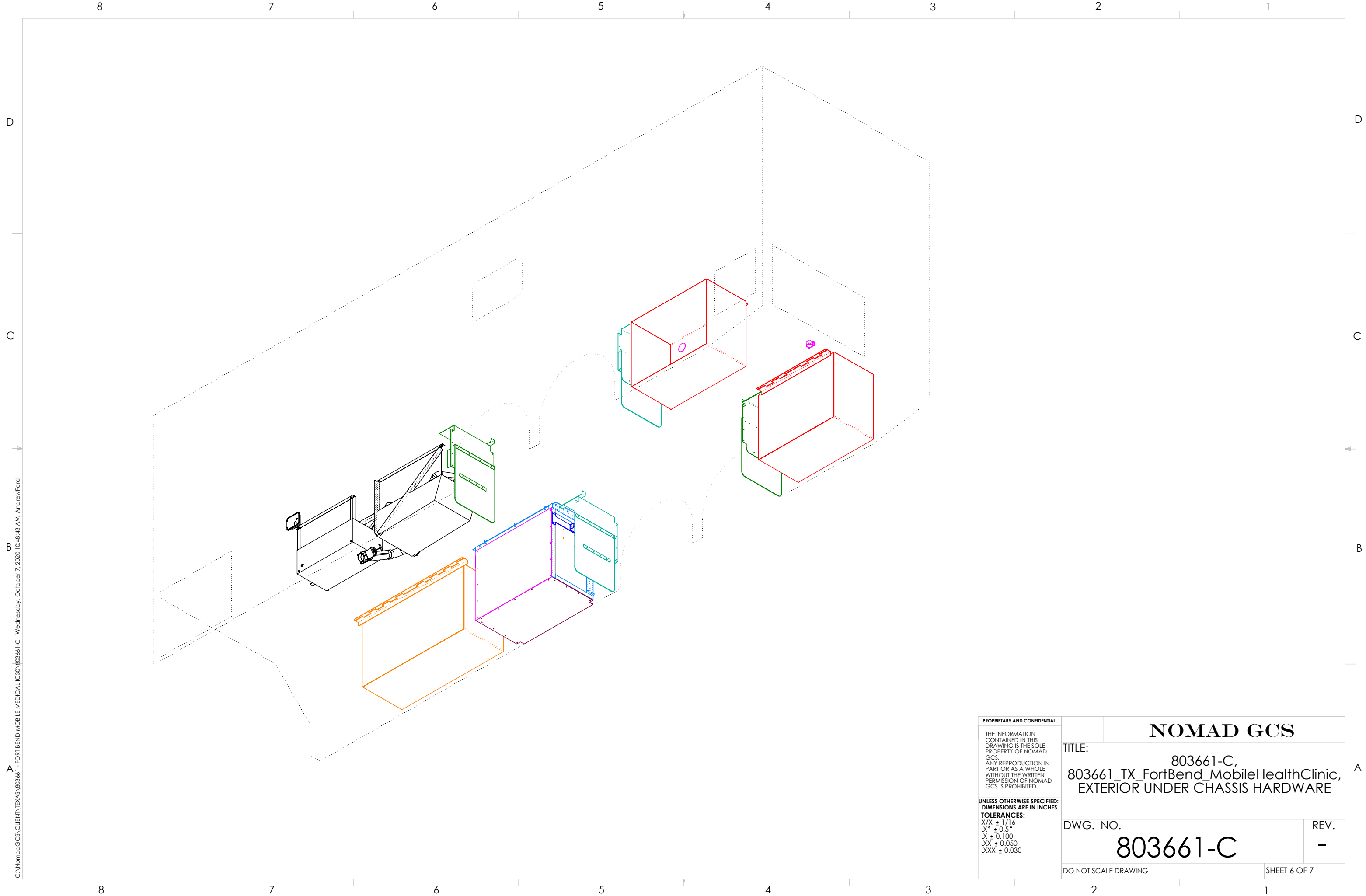
DIMENSIONING NOTES:

DATUM	REFERENCE
X1	REAR INTERIOR FINISHED
X3	REAR EXTERIOR SKIN
Y2	SS INTERIOR FINISHED
Y7	SS EXTERIOR SKIN
Z1	TOP OF LONSEAL
Z5	TOP OF WALL FRAMING

PROPRIETARY AND CONFIDENTIAL
 THE INFORMATION CONTAINED IN THIS DRAWING IS THE SOLE PROPERTY OF NOMAD GCS. ANY REPRODUCTION IN PART OR AS A WHOLE WITHOUT THE WRITTEN PERMISSION OF NOMAD GCS IS PROHIBITED.
UNLESS OTHERWISE SPECIFIED: DIMENSIONS ARE IN INCHES
TOLERANCES:
 X/X ± 1/16
 .X* ± 0.5*
 .X ± 0.100
 .XX ± 0.050
 .XXX ± 0.030

NOMAD GCS	
TITLE: 803661-C, 803661_TX_FortBend_MobileHealthClinic, EXTERIOR UNDER CHASSIS HARDWARE	
DWG. NO. 803661-C	REV. -
DO NOT SCALE DRAWING	SHEET 5 OF 7

8 7 6 5 4 3 2 1

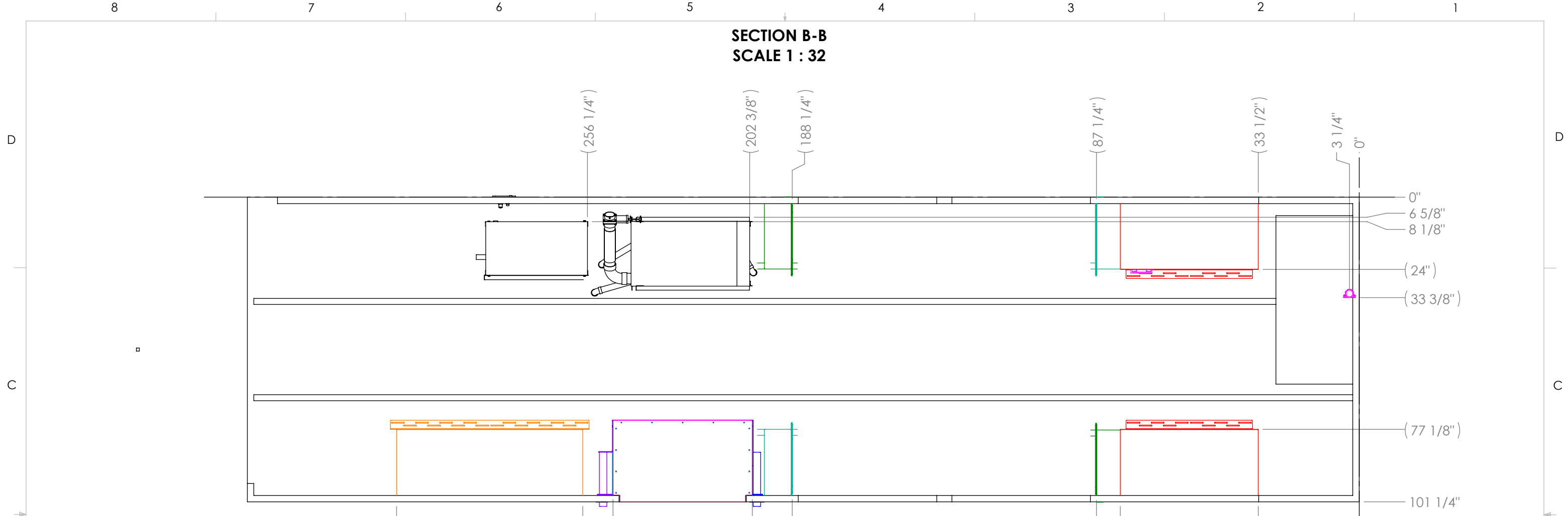


C:\NomadGCS\CLIENT\TEXAS\803661 - FORT BEND MOBILE MEDICAL IC30\803661-C Wednesday, October 7, 2020 10:48:43 AM AndrewFord
 A
 B
 C
 D

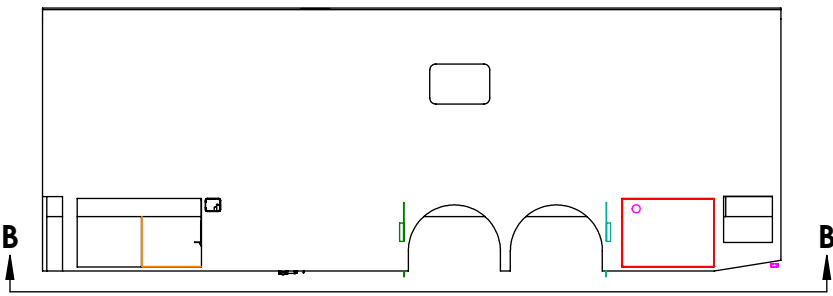
<p>PROPRIETARY AND CONFIDENTIAL</p> <p>THE INFORMATION CONTAINED IN THIS DRAWING IS THE SOLE PROPERTY OF NOMAD GCS. ANY REPRODUCTION IN PART OR AS A WHOLE WITHOUT THE WRITTEN PERMISSION OF NOMAD GCS IS PROHIBITED.</p> <p>UNLESS OTHERWISE SPECIFIED: DIMENSIONS ARE IN INCHES</p> <p>TOLERANCES: X/X ± 1/16 X° ± 0.5° .X ± 0.100 .XX ± 0.050 .XXX ± 0.030</p>	NOMAD GCS	
	<p>TITLE: 803661-C, 803661_TX_FortBend_MobileHealthClinic, EXTERIOR UNDER CHASSIS HARDWARE</p>	
	<p>DWG. NO. 803661-C</p>	<p>REV. -</p>
	<p>DO NOT SCALE DRAWING</p>	
		<p>SHEET 6 OF 7</p>

8 7 6 5 4 3 2 1
 A

**SECTION B-B
SCALE 1 : 32**



C:\NomadGCS\CLIENT\TEXAS\803661 - FORT BEND MOBILE MEDICAL\CS0\803661-C Wednesday, October 7, 2020 10:48:43 AM AndrewFord



PROPRIETARY AND CONFIDENTIAL
THE INFORMATION CONTAINED IN THIS DRAWING IS THE SOLE PROPERTY OF NOMAD GCS. ANY REPRODUCTION IN PART OR AS A WHOLE WITHOUT THE WRITTEN PERMISSION OF NOMAD GCS IS PROHIBITED.

UNLESS OTHERWISE SPECIFIED: DIMENSIONS ARE IN INCHES
TOLERANCES:
X/X ± 1/16
.X° ± 0.5°
.X ± 0.100
.XX ± 0.050
.XXX ± 0.030

NOMAD GCS	
TITLE: 803661-C, 803661_TX_FortBend_MobileHealthClinic, EXTERIOR UNDER CHASSIS HARDWARE	
DWG. NO. 803661-C	REV. -
DO NOT SCALE DRAWING	SHEET 7 OF 7

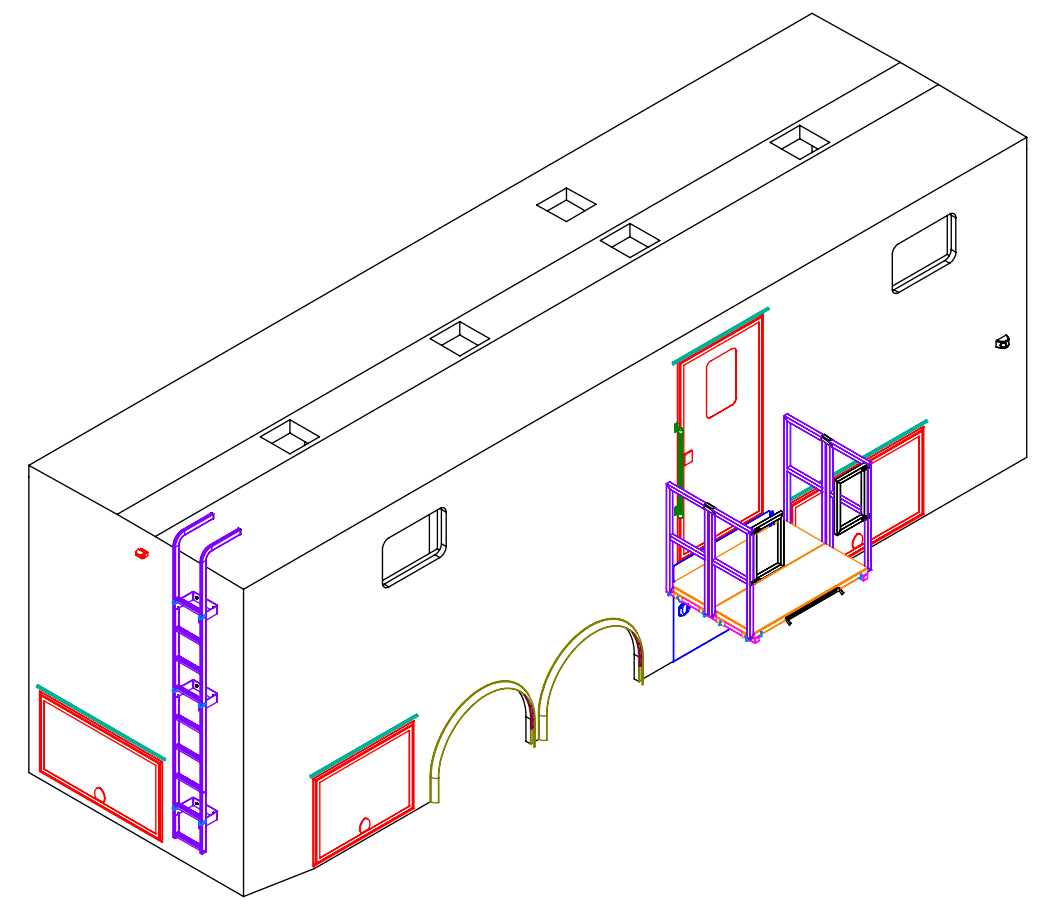
8 7 6 5 4 3 2 1

NOTES: UNLESS OTHERWISE SPECIFIED, **ALL BEND ANGLES = 90°**, **ALL BEND RADIUS = 0.250"**

REVISION NOTES			
ZONE	REV.	DESCRIPTION	DATE

D
C
B
A

D
C
B
A



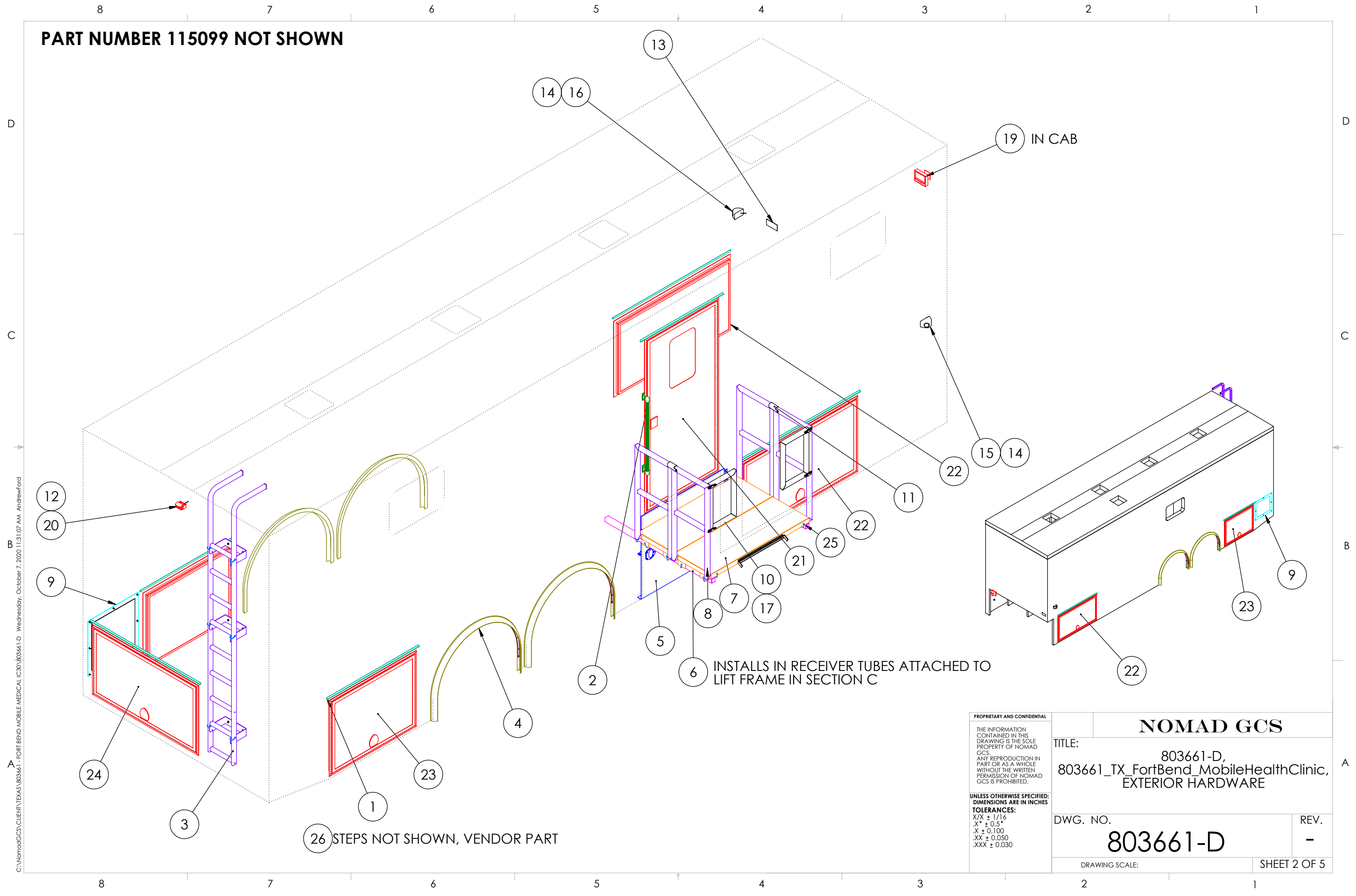
ITEM NO.	DESCRIPTION	PART NUMBER	QTY.	SUPPLIED BY:
1	DRIP RAIL, EXTRUSION, ALUMINUM, .75 X .56 X 12' LENGTH, SILVER LUSTER ANODIZED, M174SL	001175	335	VENDOR STANDARD
2	GRAB RAIL ASSEMBLY, OFFSET STANCHIONS, 36", SPD PARTS	100944	1	FAB,ASY
3	LADDER ASSEMBLY, FORMED SIDE CHANNEL, REMOVABLE MOUNTS, 123.50	116939	1	FAB,WELD,ASY
4	FENDER, FLEXY FLARE, WITH ALUMINUM BACKER, 23.00 RADIUS, 10.00 LEGS	117997	4	ASSEMBLY
5	COMPARTMENT DOOR, ASSEMBLY, BRAUN ADA LIFT, NOMAD FABRICATED, ALUMINUM	117999	1	NOMAD FABRICATED
6	MOUNT, INSERT, PLATFORM, 2 X 2 X .25" STEEL TUBE	118011	2	NOMAD FABRICATED
7	PLATFORM, FLOOR SECTION ASSEMBLY, PIN TOGETHER, ALUMINUM, RAISED EXPANDED FLOOR, 53.500 WIDE X 20.000 DEEP, CANTILEVER STYLE	118015	2	NOMAD FABRICATED
8	PLATFORM,HANDRAIL, ALUMINUM, REMOVABLE	118017	4	NOMAD FABRICATED
9	GRILLE ASSEMBLY, GEN INTAKE, ALUMINUM	118210	1	FAB,WELD,PNT,ASY
10	HANDRAIL, WINGS, FOLDING, ALUMINUM, FOR 803268	118694	2	WELD,ASY
11	CAP, HANDRAIL, FOLDING, BOLT HINGE, FOR 803268	118810	2	CNC,BRK,ASY
12	CABLE, REAR FIXED CAMERA, 60FT, 4 PIN M-F, WELDEX, WDRV-4260	401245	1	VENDOR STANDARD
13	PLATES, IDENTIFICATION, TRUCK AND TRAILER, .062 ZINC, 2 COLORS, 468 BACKING, ENGRAVING, VISION MARK	401826	1	VENDOR FABRICATED
14	CABLE, REAR FIXED CAMERA, 25FT, 4 PIN M-F, WELDEX, WDRV-4225	402837	2	VENDOR STANDARD
15	CAMERA, COLOR, STATIONARY, PASSENGER SIDE VIEW, WELDEX, WDRV-3478C-RT	403892	1	VENDOR STANDARD
16	CAMERA, COLOR, STATIONARY, DRIVERS SIDE VIEW, WELDEX, WDRV-3478C-LT	403896	1	VENDOR STANDARD
17	LATCH, DRAW, ZINC PLATED STEEL, 1-5/16" LATCH DISTANCE, MCMMASTER, 1767A41	405480	4	VENDOR STANDARD
18	HANDLE, GRAB, RUBBER COATED, 11"L X 1"W, ALLEGIS, AC 4303 BLK	408647	1	VENDOR STANDARD
19	MONITOR, 5IN, COLOR LCD HIGH RES, BACKUP REVERSE, 1 STATIONARY CAMERA VIEW, WELDEX, WDRV-5041M	411648	1	VENDOR STANDARD
20	CAMERA, COLOR BLACK, STATIONARY, BACKUP REVERSE, WELDEX, WDRV-7925C	411649	1	VENDOR STANDARD
21	ENTRY DOOR, 38.00W X 80.00H, CHALLENGER, 405 SERIES, WHITE, WHITE TRIM, RIGHT HINGE (SEE ORDER FORM FOR SPECS)	417103	1	VENDOR FABRICATED
22	COMPARTMENT DOOR, 61.125W X 33.500H, CHALLENGER, 405 SERIES, WHITE, TOP HINGE (SEE ORDER FORM FOR SPECS)	417243	2	VENDOR FABRICATED
23	COMPARTMENT DOOR, 45.125W X 33.500H, CHALLENGER, 405 SERIES, WHITE, TOP HINGE (SEE ORDER FORM FOR SPECS)	417244	2	VENDOR FABRICATED
24	COMPARTMENT DOOR, 55.500W X 30.500H, CHALLENGER, 405 SERIES, WHITE, TOP HINGE (SEE ORDER FORM FOR SPECS)	417246	1	VENDOR FABRICATED
25	PIN, LOCKING, WIRE RETAINER, 3/8 X 3.625, 2.875 USABLE LENGTH, STEEL, ZINC PLATED, MCMMASTER CARR # 98416A531	417256	14	VENDOR STANDARD
26	STEPS, SCISSOR, 5 STEP, 24 INCH WIDE, 300# CAPACITY, NON SLIP TREAD, 40-48" HIEGHT, BROPHY, ETRAILER.COM # AS25	417258	1	VENDOR STANDARD

QTY	PROJECT											
<p>UNLESS OTHERWISE SPECIFIED:</p> <p>DIMENSIONS ARE IN INCHES</p> <p>TOLERANCES: X/X ± 1/16 .X° ± 0.5° .X ± 0.100 .XX ± 0.050 .XXX ± 0.030</p> <p>PRODUCED BY: NOMAD FABRICATED</p> <p>MATERIAL Material <not specified></p> <p>FINISH NONE</p> <p>WEIGHT 531.96</p>		<p>PROPRIETARY AND CONFIDENTIAL</p> <p>THE INFORMATION CONTAINED IN THIS DRAWING IS THE SOLE PROPERTY OF NOMAD GCS. ANY REPRODUCTION IN PART OR AS A WHOLE WITHOUT THE WRITTEN PERMISSION OF NOMAD GCS IS PROHIBITED.</p> <table border="1"> <thead> <tr> <th>NAME</th> <th>DATE</th> </tr> </thead> <tbody> <tr> <td>DRAWN ATF</td> <td>10/7/2020</td> </tr> <tr> <td>ENGINEER ATF</td> <td>9/16/2020</td> </tr> <tr> <td>Q.A.</td> <td> </td> </tr> <tr> <td>MFG APPR.</td> <td> </td> </tr> </tbody> </table>	NAME	DATE	DRAWN ATF	10/7/2020	ENGINEER ATF	9/16/2020	Q.A.		MFG APPR.	
NAME	DATE											
DRAWN ATF	10/7/2020											
ENGINEER ATF	9/16/2020											
Q.A.												
MFG APPR.												
<p>NOMAD GCS</p> <p>TITLE: 803661-D, 803661_TX_FortBend_MobileHealthClinic, EXTERIOR HARDWARE</p> <p>DWG. NO. 803661-D</p> <p>REV. -</p>												
<p>DO NOT SCALE DRAWING</p> <p>SHEET 1 OF 5</p>												

C:\NomadGCS\CLIENT\TEXAS\803661 - FORT BEND MOBILE MEDICAL\IC30\803661-D Wednesday, October 7, 2020 11:13:07 AM AndrewFord

8 7 6 5 4 3 2 1

PART NUMBER 115099 NOT SHOWN

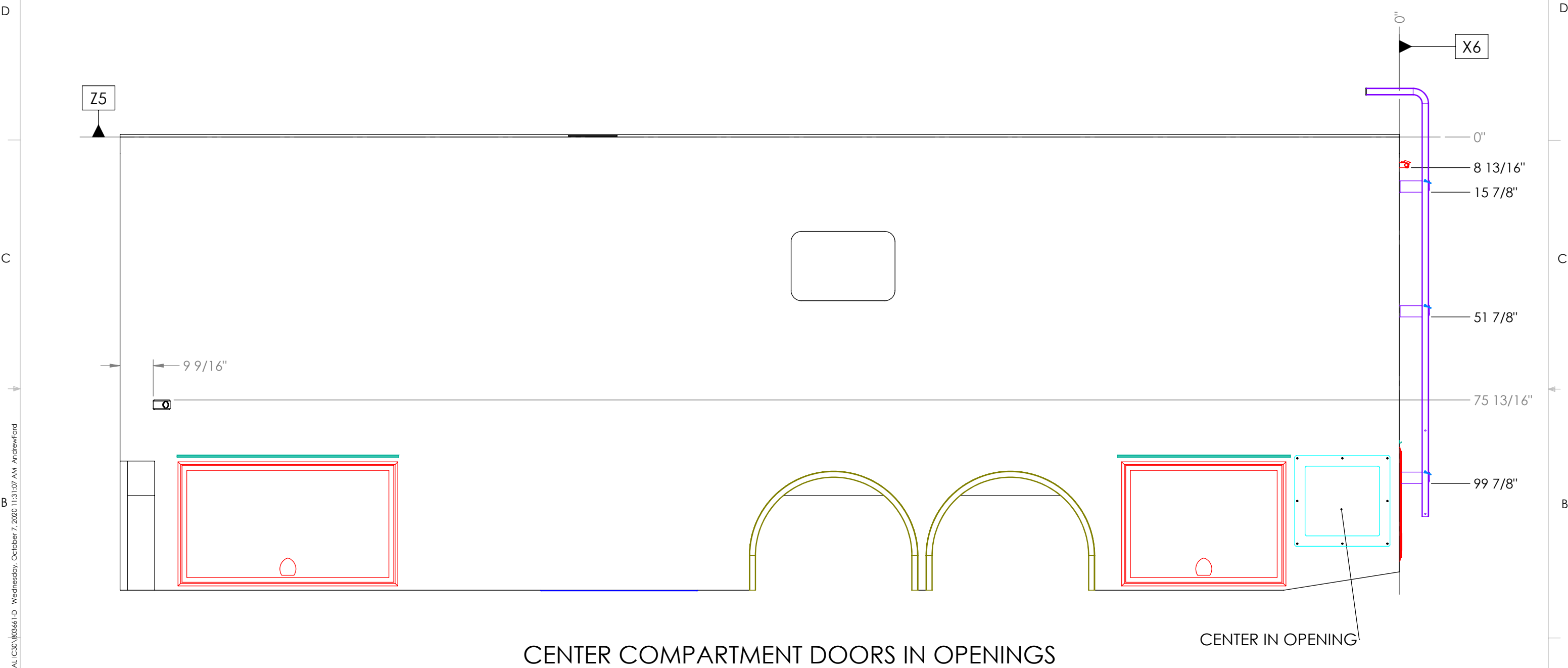


C:\NomadGCS\CLIENT\TEXAS\803661 - FORT BEND MOBILE MEDICAL\IC30\803661-D Wednesday, October 7, 2020 11:13:07 AM AndrewFord

PROPRIETARY AND CONFIDENTIAL
 THE INFORMATION CONTAINED IN THIS DRAWING IS THE SOLE PROPERTY OF NOMAD GCS. ANY REPRODUCTION IN PART OR AS A WHOLE WITHOUT THE WRITTEN PERMISSION OF NOMAD GCS IS PROHIBITED.
UNLESS OTHERWISE SPECIFIED: DIMENSIONS ARE IN INCHES
TOLERANCES:
 X/X ± 1/16
 .X° ± 0.5°
 .X ± 0.100
 .XX ± 0.050
 .XXX ± 0.030

NOMAD GCS	
TITLE: 803661-D, 803661_TX_FortBend_MobileHealthClinic, EXTERIOR HARDWARE	
DWG. NO. 803661-D	REV. -
DRAWING SCALE:	SHEET 2 OF 5

STREETSIDE EXTERIOR



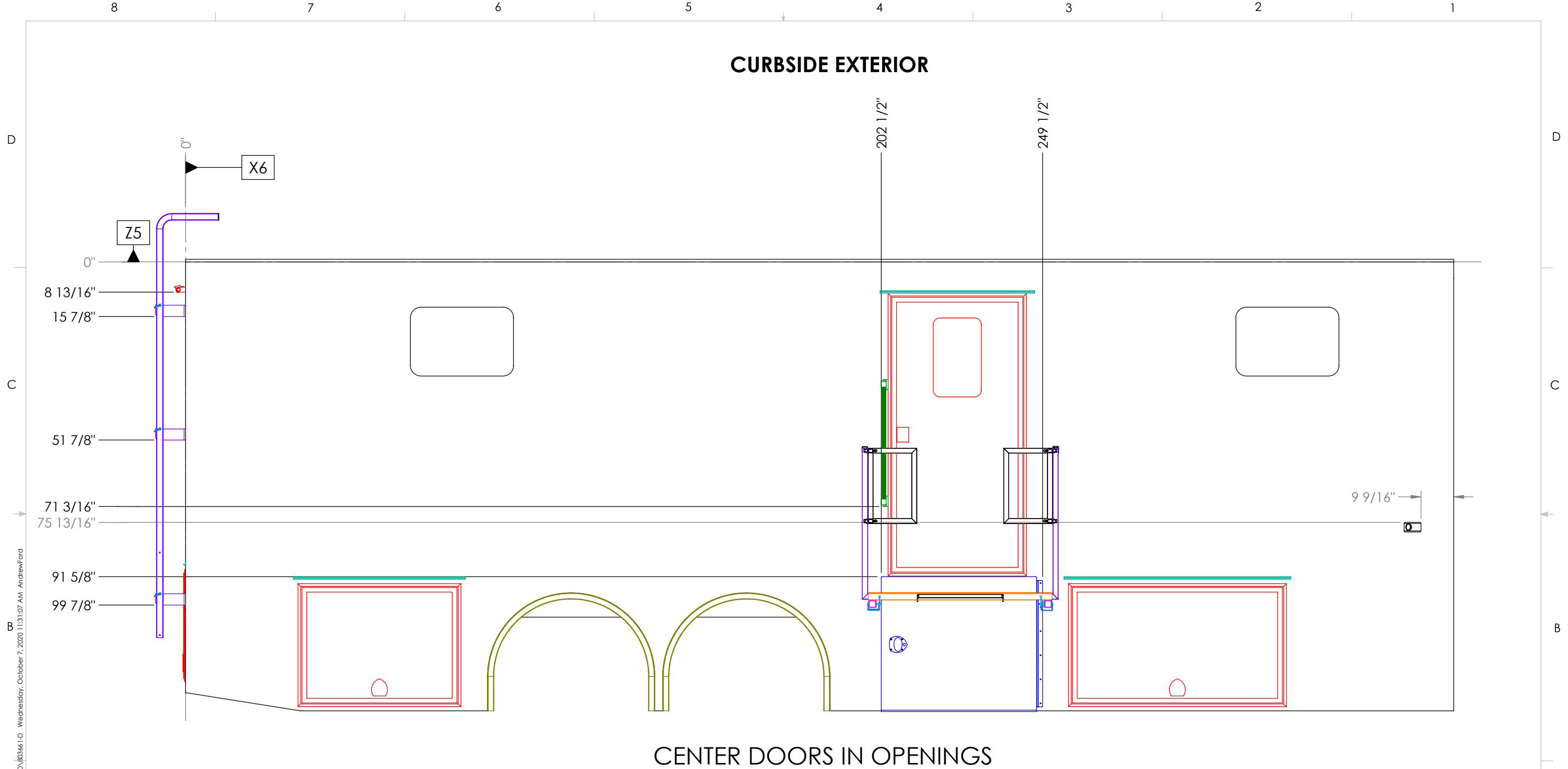
DIMENSIONING NOTES:

DATUM	REFERENCE
X6	REAR EXTERIOR BODY FRAMING
X7	REAR INTERIOR BODY FRAMING
Y8	SS EXTERIOR BODY FRAMING
Y9	SS INTERIOR BODY FRAMING
Z5	TOP OF BODY WALL FRAMING
ZB	TOP OF MAIN FLOOR FRAME
ZD	TOP OF GOOSENECK FLOOR FRAME

<small>PROPRIETARY AND CONFIDENTIAL</small> THE INFORMATION CONTAINED IN THIS DRAWING IS THE SOLE PROPERTY OF NOMAD GCS. ANY REPRODUCTION IN PART OR AS A WHOLE WITHOUT THE WRITTEN PERMISSION OF NOMAD GCS IS PROHIBITED. <small>UNLESS OTHERWISE SPECIFIED: DIMENSIONS ARE IN INCHES</small> TOLERANCES: X/X ± 1/16 .X° ± 0.5° .X ± 0.100 .XX ± 0.050 .XXX ± 0.030	NOMAD GCS	
	TITLE: 803661-D, 803661_TX_FortBend_MobileHealthClinic, EXTERIOR HARDWARE	
	DWG. NO. <h2 style="margin: 0;">803661-D</h2>	REV. -
DRAWING SCALE:		SHEET 3 OF 5

C:\NomadGCS\CLIENT\TEXAS\803661 - FORT BEND MOBILE MEDICAL\CS\803661-D Wednesday, October 7, 2020 11:13:07 AM AndrewFord

CURBSIDE EXTERIOR



CENTER DOORS IN OPENINGS

DIMENSIONING NOTES:

DATUM	REFERENCE
X6	REAR EXTERIOR BODY FRAMING
X7	REAR INTERIOR BODY FRAMING
Y8	SS EXTERIOR BODY FRAMING
Y9	SS INTERIOR BODY FRAMING
Z5	TOP OF BODY WALL FRAMING
ZB	TOP OF MAIN FLOOR FRAME
ZD	TOP OF GOOSENECK FLOOR FRAME

PROPRIETARY AND CONFIDENTIAL

THE INFORMATION CONTAINED IN THIS DRAWING IS THE SOLE PROPERTY OF NOMAD GCS. ANY REPRODUCTION IN PART OR AS A WHOLE WITHOUT THE WRITTEN PERMISSION OF NOMAD GCS IS PROHIBITED.

UNLESS OTHERWISE SPECIFIED: DIMENSIONS ARE IN INCHES

TOLERANCES:
 X/X ± 1/16
 .X* ± 0.5*
 .X ± 0.100
 .XX ± 0.050
 .XXX ± 0.030

NOMAD GCS

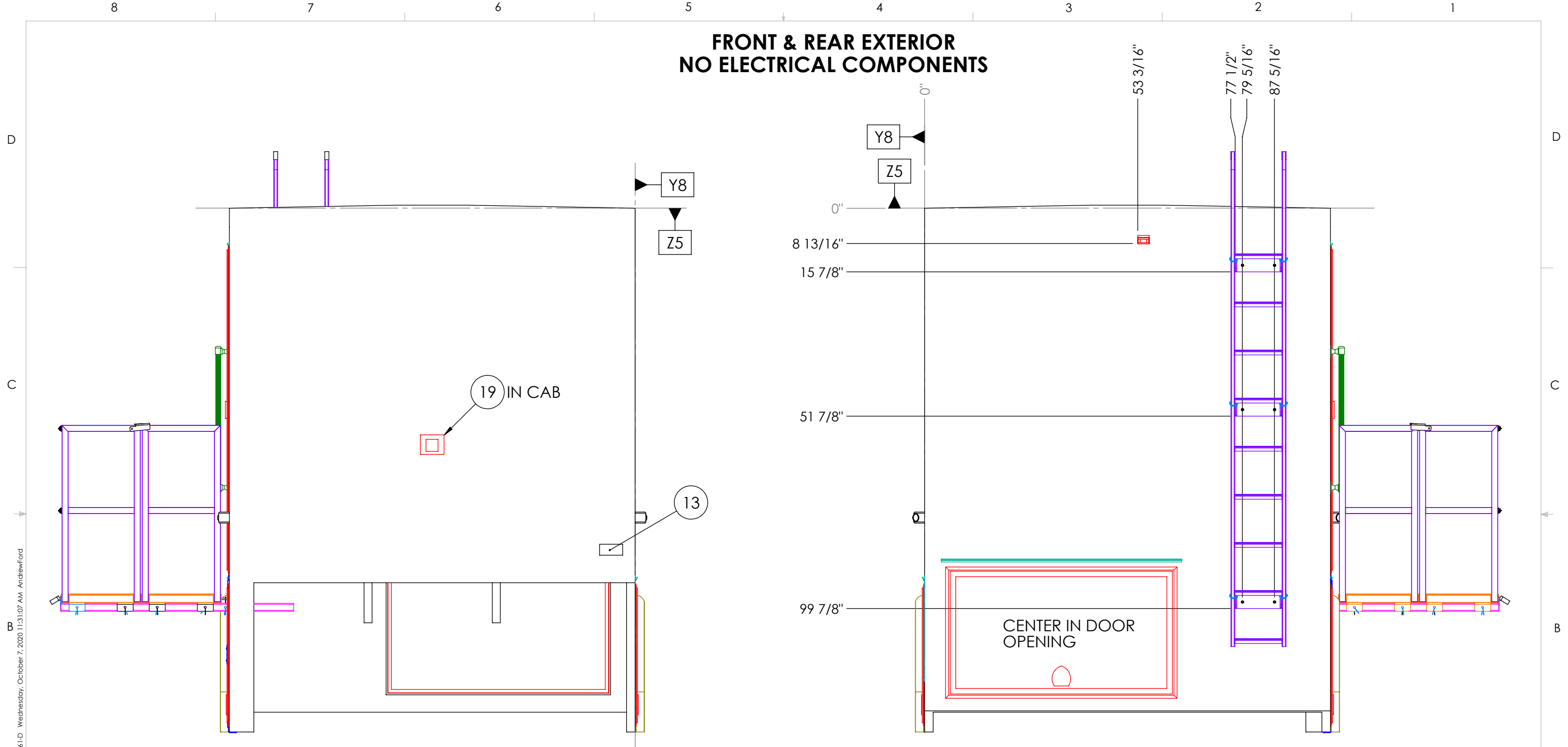
TITLE: 803661-D,
 803661_TX_FortBend_MobileHealthClinic,
 EXTERIOR HARDWARE

DWG. NO. **803661-D** REV. -

DRAWING SCALE: SHEET 4 OF 5

C:\NomadGCS\CLIENT\TEXAS\803661 - FORT BEND MOBILE MEDICAL\CS\803661-D Wednesday, October 7, 2020 11:13:07 AM AndrewFord

FRONT & REAR EXTERIOR NO ELECTRICAL COMPONENTS



DIMENSIONING NOTES:

DATUM	REFERENCE
X6	REAR EXTERIOR BODY FRAMING
X7	REAR INTERIOR BODY FRAMING
Y8	SS EXTERIOR BODY FRAMING
Y9	SS INTERIOR BODY FRAMING
Z5	TOP OF BODY WALL FRAMING
ZB	TOP OF MAIN FLOOR FRAME
ZD	TOP OF GOOSENECK FLOOR FRAME

PROPRIETARY AND CONFIDENTIAL

THE INFORMATION CONTAINED IN THIS DRAWING IS THE SOLE PROPERTY OF NOMAD GCS. ANY REPRODUCTION IN PART OR AS A WHOLE WITHOUT THE WRITTEN PERMISSION OF NOMAD GCS IS PROHIBITED.

UNLESS OTHERWISE SPECIFIED:
DIMENSIONS ARE IN INCHES

TOLERANCES:
 X/X ± 1/16
 X° ± 0.5°
 .X ± 0.100
 .XX ± 0.050
 .XXX ± 0.030

NOMAD GCS

TITLE: **803661-D,
803661_TX_FortBend_MobileHealthClinic,
EXTERIOR HARDWARE**

DWG. NO. **803661-D** REV. **-**

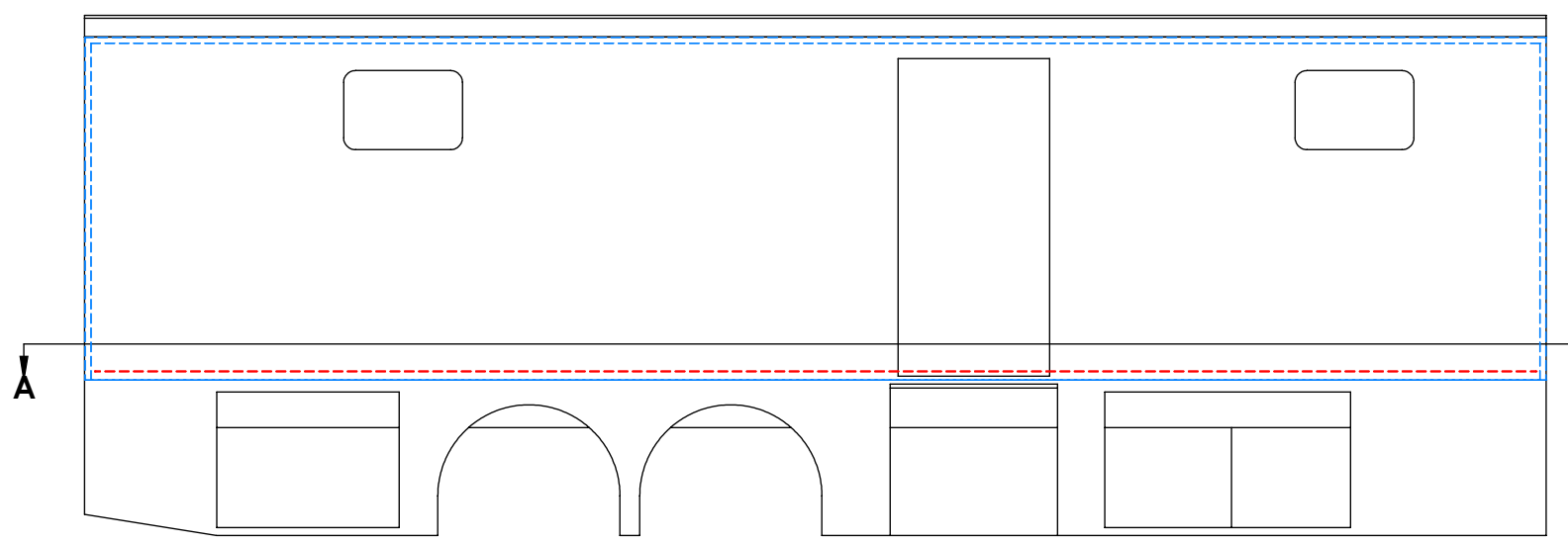
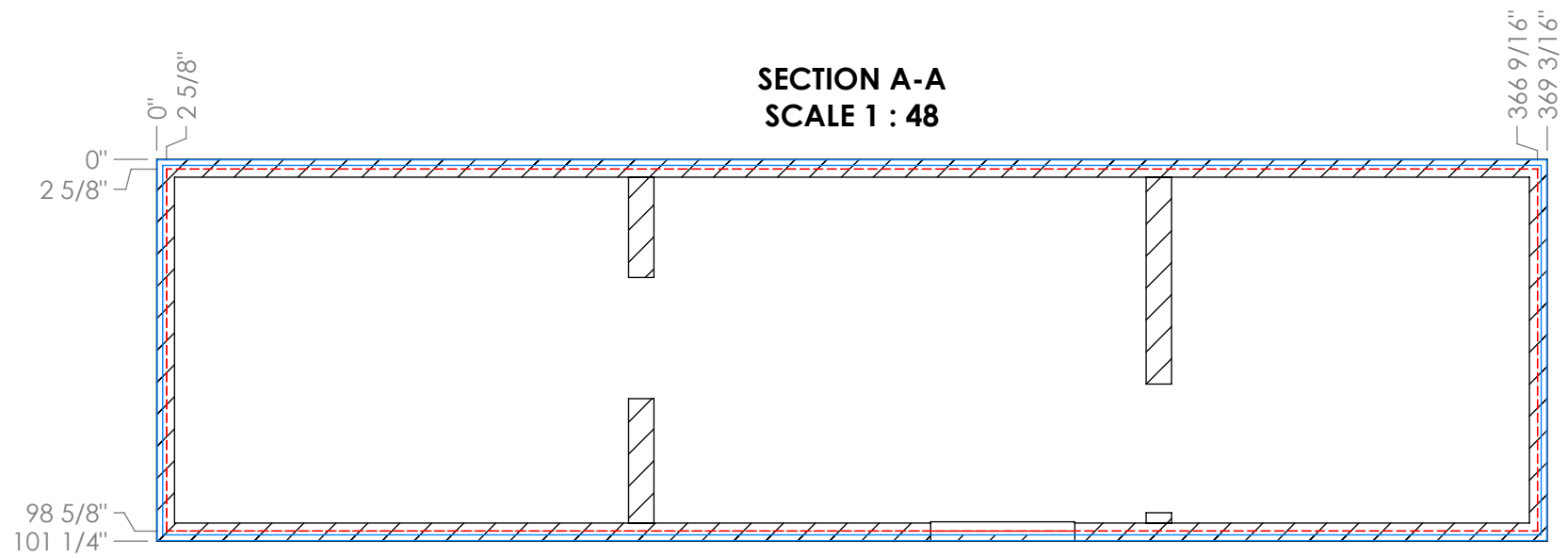
DRAWING SCALE: SHEET 5 OF 5

C:\NomadGCS\CLIENT\TEXAS\803661 - FORT BEND MOBILE MEDICAL\CS0\803661-D Wednesday, October 7, 2020 11:13:07 AM AndrewFord

8 7 6 5 4 3 2 1

REVISION NOTES			
ZONE	REV.	DESCRIPTION	DATE

D
C
B
A



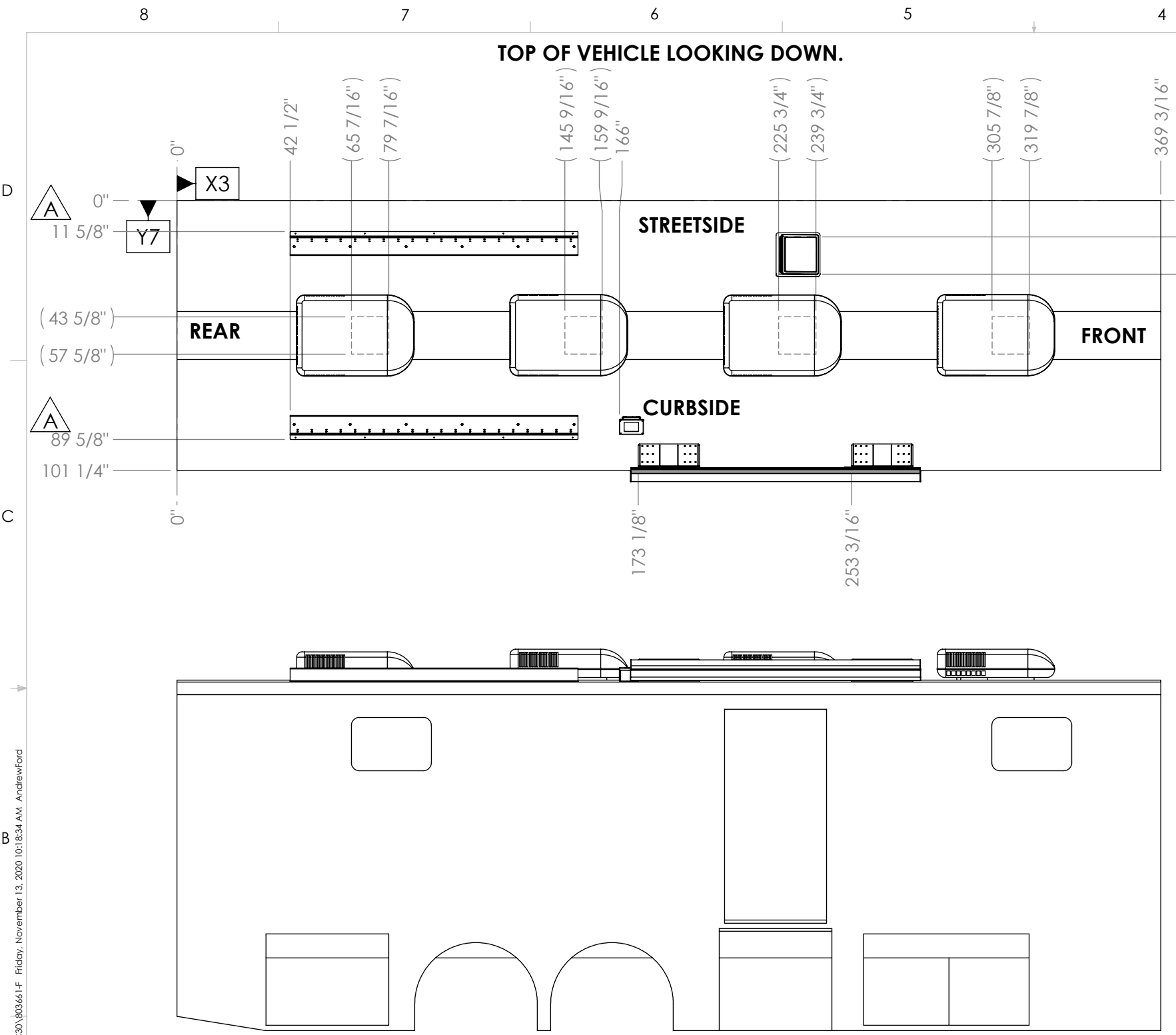
C:\NomadGCS\CLIENT\TEXAS\803661 - FORT BEND MOBILE MEDICAL\CS\803661-E Wednesday, October 7, 2020 2:00:26 PM AndrewFord

NOTES: UNLESS OTHERWISE SPECIFIED, **ALL BEND ANGLES = 90°**, **ALL BEND RADIUS = 0.250"**

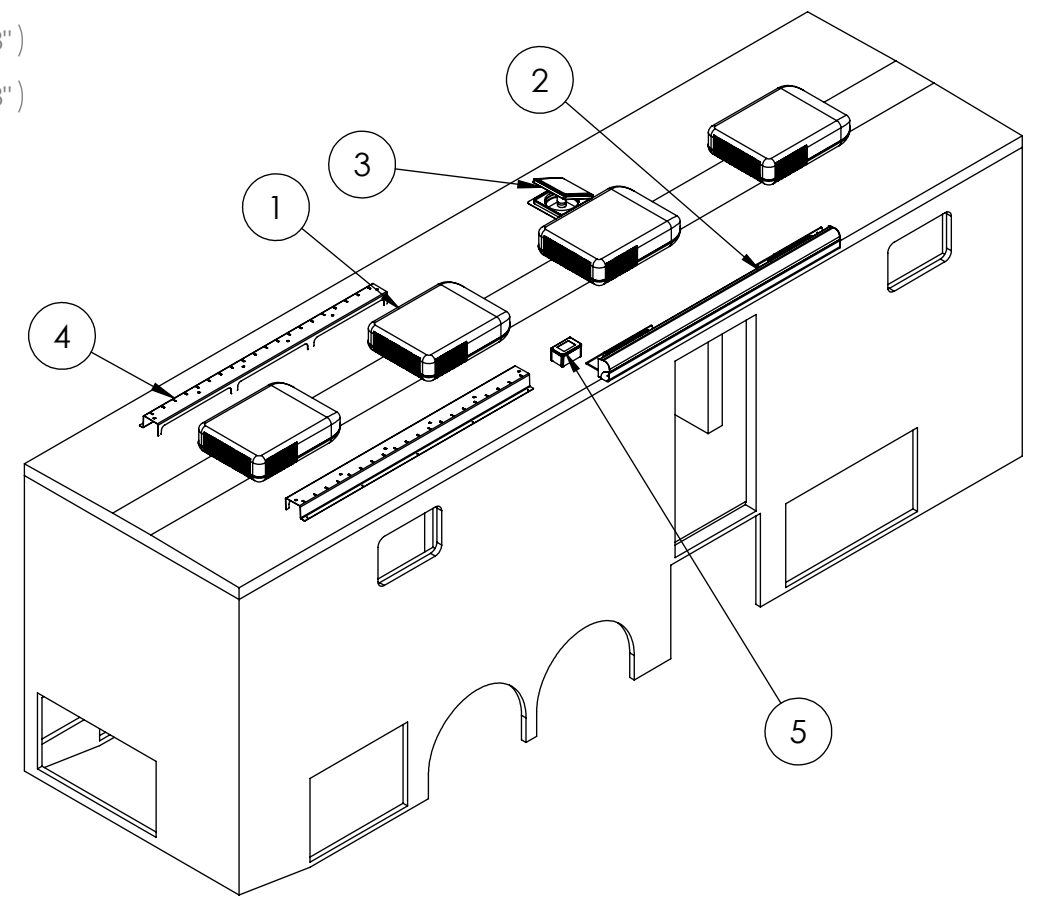
ITEM NO.	DESCRIPTION	PART NUMBER	QTY.	SUPPLIED BY:
1	FLOORING, LONSEAL, LONCOIN, BLACK FLECK, 0.10 X 96.00, 60 FT ROLL	000068	363	VENDOR STANDARD
2	INSULATION, RIGID, FOIL-BACKED, 1.5X48X96, R9.6	001162	2784	VENDOR STANDARD

QTY	PROJECT		
UNLESS OTHERWISE SPECIFIED:		PROPRIETARY AND CONFIDENTIAL	
DIMENSIONS ARE IN INCHES		THE INFORMATION CONTAINED IN THIS DRAWING IS THE SOLE PROPERTY OF NOMAD GCS. ANY REPRODUCTION IN PART OR AS A WHOLE WITHOUT THE WRITTEN PERMISSION OF NOMAD GCS IS PROHIBITED.	
TOLERANCES: X/X ± 1/16			
.X° ± 0.5°			
.X ± 0.100			
.XX ± 0.050			
.XXX ± 0.030			
PRODUCED BY: NOMAD FABRICATED		NAME	DATE
MATERIAL		DRAWN	ATF 10/7/2020
FINISH		ENGINEER	ATF 09/29/2020
WEIGHT 442.81		Q.A.	
		MFG APPR.	
		TITLE: 803661-E, 803661_TX_FortBend_MobileHealthClinic, FLOORING AND INSULATION	
		DWG. NO.	REV.
		803661-E	-
		DRAWING NOT TO SCALE SHEET 1 OF 1	

8 7 6 5 4 3 2 1



REVISION NOTES				
ZONE	REV.	DESCRIPTION	DATE	APPROVED
	A	ADD SIDE-TO-SIDE DIMENSIONS OF RADIO RAILS	11/13/2020	ATF



DIMENSIONING NOTES:

DATUM	REFERENCE
X3	REAR EXTERIOR SKIN
Y7	SS EXTERIOR SKIN
Z5	TOP OF BODY WALL FRAMING

C:\NomadGCS\CLIENT\TEXAS\803661 - FORT BEND MOBILE MEDICAL\IC30\803661-F AndrewFord Friday, November 13, 2020 10:18:34 AM

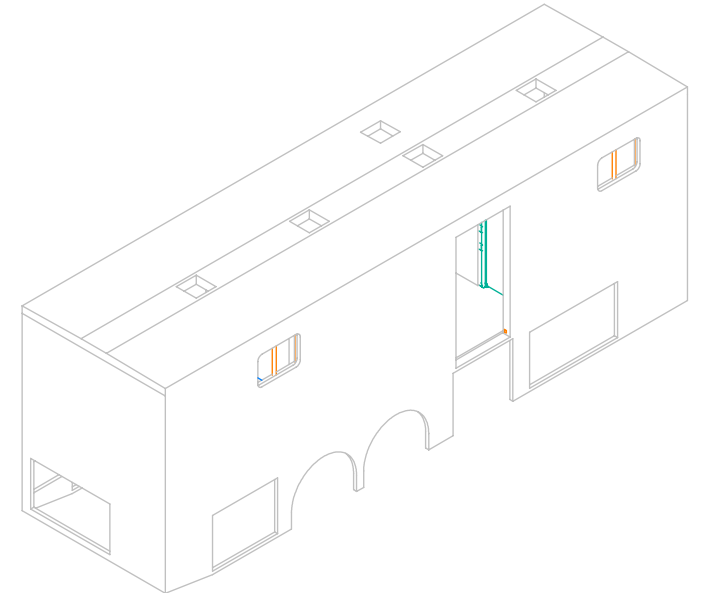
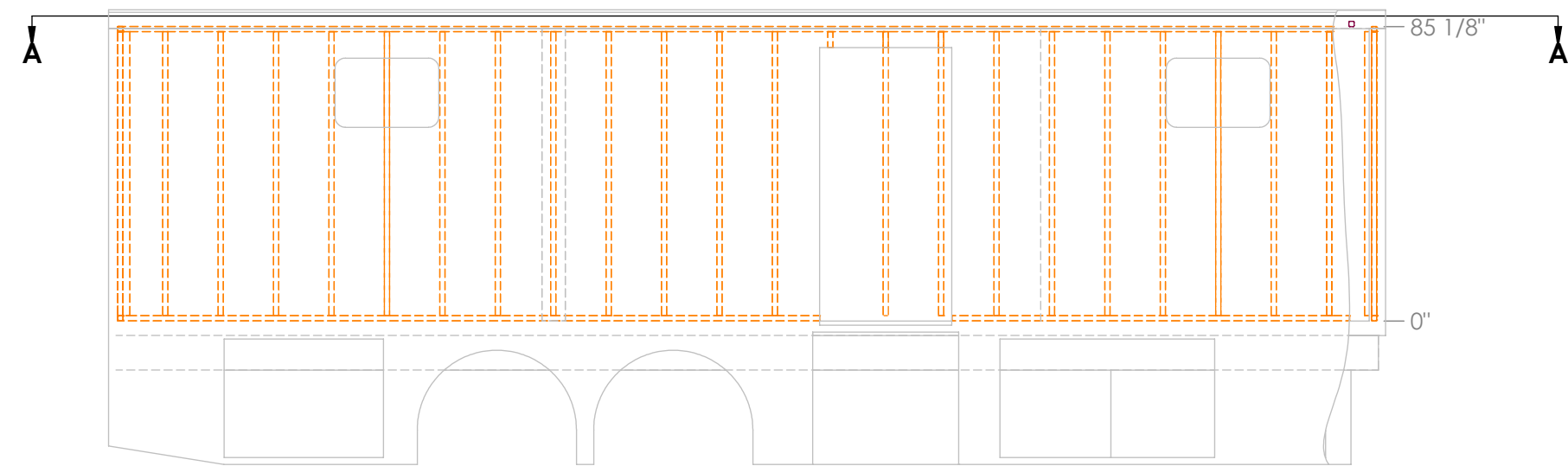
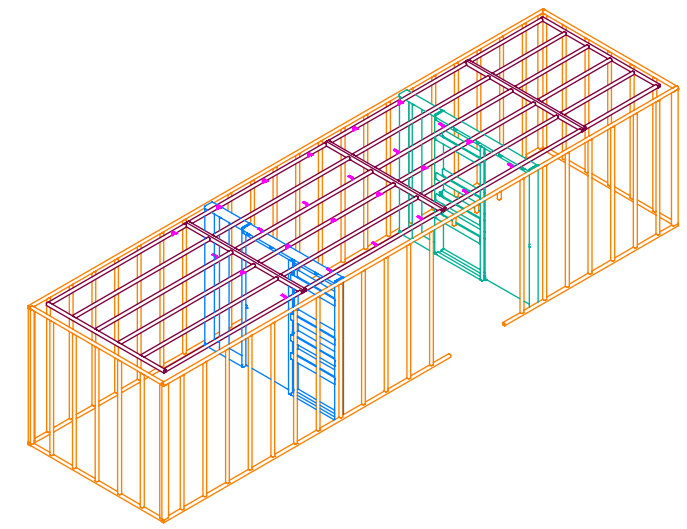
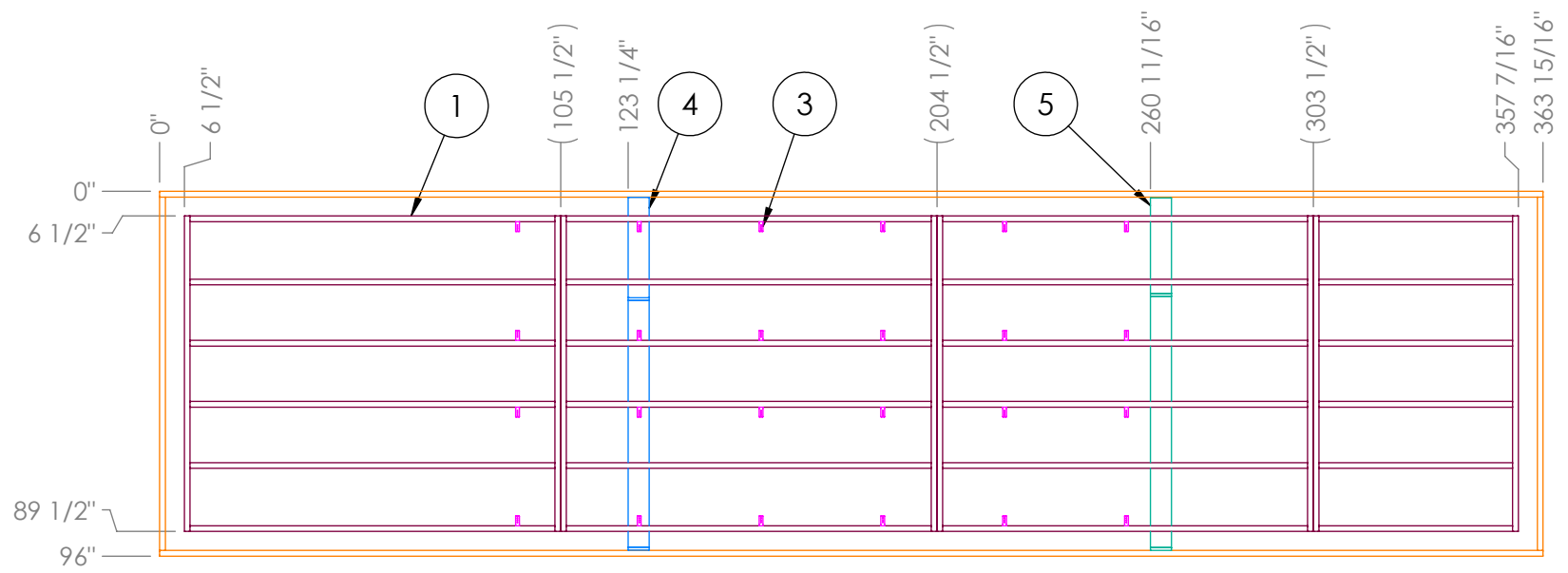
ITEM NO.	DESCRIPTION	PART NUMBER	QTY.	SUPPLIED BY:
1	HVAC, AIR CONDITIONER ASSEMBLY, 13,500BTU, HEAT STRIP, CONDENSATE PUMP, NON-DUCTED, ARCTIC WHITE, COLEMAN	105834	4	ASSEMBLY
2	AWNING, ASSEMBLY, ROOF MOUNT, 9' X 8' EXTENSION, LATERAL ARM RV PATIO, MOTOR ON LEFT SIDE, WHITE FRAME, WHITE FABRIC, GIRARD, G2000	117709	1	ASSEMBLY
3	VENT FAN ASSEMBLY, 12VDC, ROOF, POWER HATCH, BUILT-IN THERMOSTAT, RAIN SENSOR, WHITE, 14X14, FAN-TASTIC, WITH INSULATED LID, ASSEMBLY	107050	1	NOMAD FABRICATED
4	ANTENNA RAIL, SEMI-ENCLOSED, 108.00L, 6X NMO	121105	2	CNC, BRK
5	CABLE PASS THRU, ASSEMBLY, ROOF MOUNT, NEMA ENCLOSURE STYLE, WITH ROXTEC EZENTRY 10	115137	1	ASSEMBLY

QTY	PROJECT		
UNLESS OTHERWISE SPECIFIED: DIMENSIONS ARE IN INCHES			
<p>TOLERANCES: X/X ± 1/16 .X° ± 0.5° .X ± 0.100 .XX ± 0.050 .XXX ± 0.030</p>		<p>PROPRIETARY AND CONFIDENTIAL THE INFORMATION CONTAINED IN THIS DRAWING IS THE SOLE PROPERTY OF NOMAD GCS. ANY REPRODUCTION IN PART OR AS A WHOLE WITHOUT THE WRITTEN PERMISSION OF NOMAD GCS IS PROHIBITED.</p>	
<p>PRODUCED BY: NOMAD FABRICATED</p>		NAME	DATE
<p>MATERIAL Material <not specified></p>		DRAWN	ATF 10/16/2020
<p>FINISH NONE</p>		ENGINEER	BLP 9/10/2020
<p>WEIGHT 474.34</p>		Q.A.	
		MFG APPR.	
NOMAD GCS			REV. A
TITLE: NOMAD VEHICLE, FORT BEND MOBILE MEDICAL, IC30, , 803661-F, ROOF HARDWARE			
DWG. NO. 803661-F			
DO NOT SCALE DRAWING			SHEET 1 OF 1

8 7 6 5 4 3 2 1

REVISION NOTES			
ZONE	REV.	DESCRIPTION	DATE

**SECTION A-A
SCALE 1 : 48**



NOTES: UNLESS OTHERWISE SPECIFIED, ALL BEND ANGLES = 90°, ALL BEND RADIUS = 0.250"

ITEM NO.	DESCRIPTION	PART NUMBER	QTY.	SUPPLIED BY:
1	STICK, 2.00 X 2.00, FIR, 8 FT	000004	3680	VENDOR STANDARD
2	STICK, 2.00 X 2.00, FIR, 8 FT	000004	6592	VENDOR STANDARD
3	BRACKET, ANGLE, CEILING FRAME MOUNT, 2.25 X 1.50 X 1.00 X .125, AL 5052	111480	24	CNC,BRK,ASY
4	MIDWALL, ASSEMBLY, POCKET DOOR, 92.75W X 85.13H, 32.00W X 80.00H DOOR, MISTED ZEPHYR	117743	1	ASSEMBLY
5	MIDWALL ASSEMBLY, POCKET DOOR, 92.75W X 85.13H, 32.00W X 80.00H DOOR, MISTED ZEPHYR, ADA FRAMING FOR 32" CLEAR OPENING	117749	1	ASSEMBLY

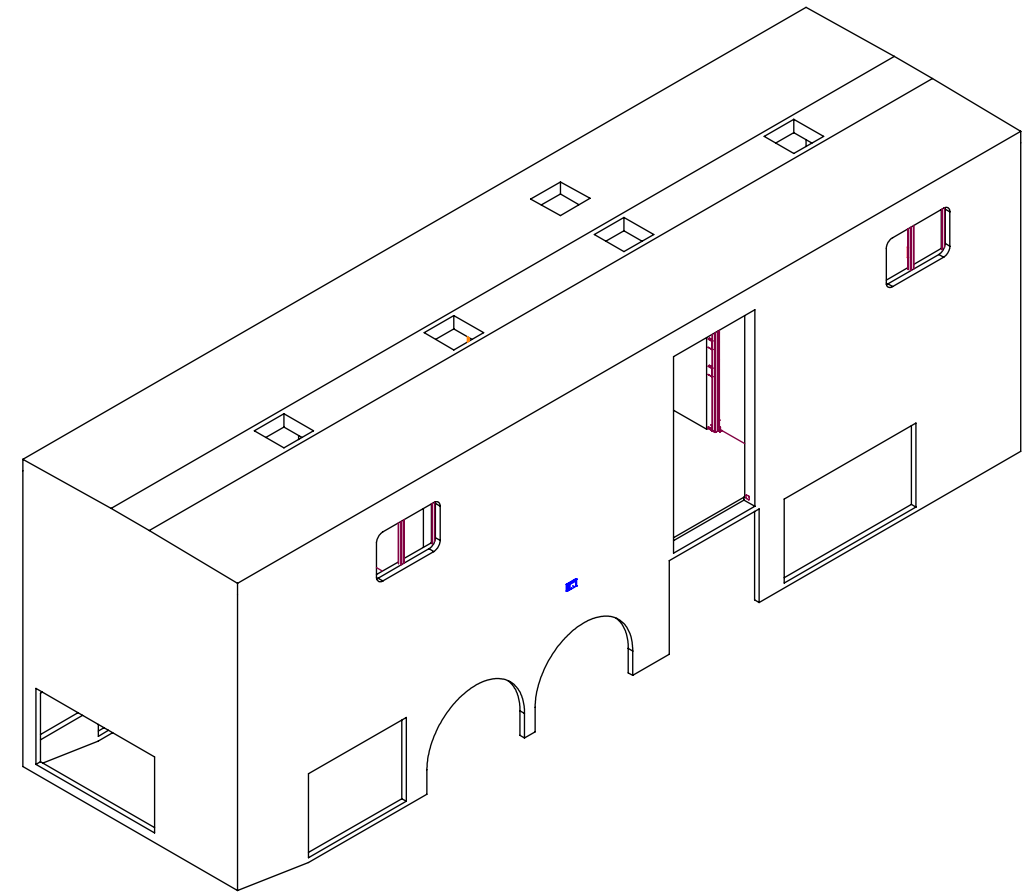
QTY	PROJECT		
UNLESS OTHERWISE SPECIFIED:		PROPRIETARY AND CONFIDENTIAL	
DIMENSIONS ARE IN INCHES		THE INFORMATION CONTAINED IN THIS DRAWING IS THE SOLE PROPERTY OF NOMAD GCS. ANY REPRODUCTION IN PART OR AS A WHOLE WITHOUT THE WRITTEN PERMISSION OF NOMAD GCS IS PROHIBITED.	
TOLERANCES: X/X ± 1/16		TITLE: 803661-G, 803661_TX_FortBend_MobileHealthClinic, WALL, CEILING, AND INTERIOR FRAMING	
.X° ± 0.5°		DWG. NO. 803661-G	
.X ± 0.100		REV. -	
.XX ± 0.050		DRAWN: ATF 10/8/2020	
.XXX ± 0.030		ENGINEER: ATF 9/29/2020	
PRODUCED BY: NOMAD FABRICATED		Q.A.	
MATERIAL: Material <not specified>		MFG APPR.	
FINISH: NONE		DRAWING NOT TO SCALE	
WEIGHT: 478.06		SHEET 1 OF 1	

C:\NomadGCS\CLIENT\TEXAS\803661-1 - FORT BEND MOBILE MEDICAL\CS\803661-G Thursday, October 8, 2020 11:18:53 AM AndrewFord

8 7 6 5 4 3 2 1

NOTES: UNLESS OTHERWISE SPECIFIED, **ALL BEND ANGLES = 90°**, **ALL BEND RADIUS = 0.250"**

REVISION NOTES				
ZONE	REV.	DESCRIPTION	DATE	APPROVED
	A	ADD OUTLET AND IT FACEPLATE FOR TV, RENAME OUTLETS PER EE	10/28/2020	ATF
	B	CHANGED CALLOUTS TO MATCH H06	11/13/2020	ATF
	C	ADD TANK HEATER SWITCH AND TANK MONITOR	11/18/2020	ATF

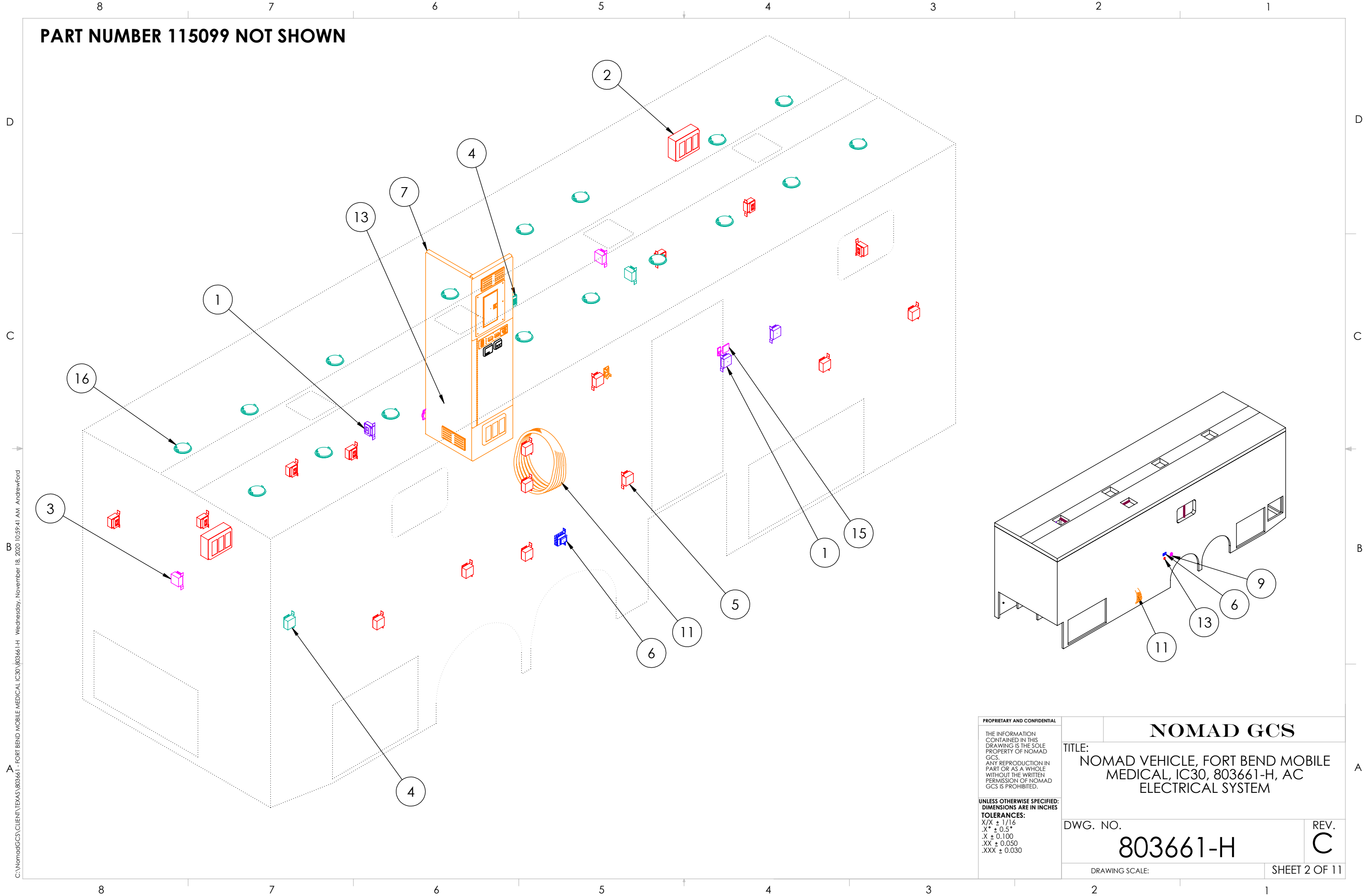


ITEM NO.	DESCRIPTION	PART NUMBER	QTY.	SUPPLIED BY:
1	SWITCH ASSEMBLY, DECORA, SPST, 20A, WHITE	103166	4	NOMAD FABRICATED
2	HEATER, FAN-FORCED WALL HEATER, COM-PAK MAX, 400/700/1100/1500/1900W, 240VAC, COMPLETE UNIT, SURFACE MOUNT, WHITE, CADET	113684	2	ASSEMBLY
3	OUTLET ASSEMBLY, SINGLE GANG, DEEP BOX, DUPLEX OUTLET, 120V, 20A, USB CHARGING PORTS, DECORA, WHITE, HOSPITAL GRADE	117930	2	ASSEMBLY
4	OUTLET ASSEMBLY, SINGLE GANG, DEEP BOX, DUPLEX OUTLET, 120V, 20A, GFCI, DECORA, WHITE, HOSPITAL GRADE	117933	3	ASSEMBLY
5	OUTLET ASSEMBLY, DUAL GANG, DEEP BOX, 120V, 20A, DECORA, WHITE, WHITE FACEPLATE, TAMPER RESISTANT, HOSPITAL GRADE	117935	16	ASSEMBLY
6	OUTLET ASSEMBLY, SINGLE GANG, DUPLEX OUTLET, 120V, 20A, GFCI, WEATHERPROOF, WHITE, HOSPITAL GRADE	117945	2	ASSEMBLY
7	COMPARTMENT, ELECTRICAL, COMPLETE, FOR 803661	121163	1	ASSEMBLY
8	EXTRA ELECTRICAL COMPONENTS, FOR 803661	121194	1	NOMAD FABRICATED
9	INLET, FEMALE, SHORE POWER, 50A, 125/250V, STAINLESS, MARINCO, 6373EL.OEM	400129	1	VENDOR STANDARD
10	TANK MONITOR, 3 TANK PLUS BATTERY, JRV PRODUCTS, R7748RBN	400874	1	VENDOR STANDARD
11	CORD, SHORE, 50A 125/250V FEMALE LOCKING, 30A 125V MALE STRAIGHT PLUG, 25FT, YELLOW, MARINCO, 124ARV-25	401978	1	VENDOR STANDARD
12	RING, W/ SCREW WINGS, OLD CONSTRUCTION, SINGLE GANG, LOW VOLTAGE, NONMETALLIC, CARLON, SC100RR	403361	1	VENDOR STANDARD
13	INLET, MALE, SHORE POWER, 15A, 125V, STANDARD EXT. CORD, WATERPROOF, BLACK, MARINCO, 150BBI	403697	1	VENDOR STANDARD
14	SWITH ASSEMBLY, 12VDC, 3 SWITCH, TANK/PIPE HEATER, ULTRAHEAT, SWPK-3 13.5 VDC	409269	1	VENDOR STANDARD
15	KIT, AWNING, SINGLE CONTROLLER, G-LINK, W/12V MOTION SENSOR, INCLUDES: MOTOR CONTROL - 12V MOTION SENSOR - SINGLE CHANNEL REMOTE - SINGLE CHANNEL WIRELESS WALL SWITCH, GIRARD, 98GCK-19	412863	1	VENDOR STANDARD
16	LIGHT, 120V, 13W, 1020 LUMENS, LED, RECESSED DOWNLIGHT, 6", 3000K (BRIGHT WHITE), COMPRESSION MOUNT, MATTE WHITE, LITHONIA LIGHTING, WF6 LED 30K MW M6	415071	17	VENDOR STANDARD

QTY	PROJECT										
<p>UNLESS OTHERWISE SPECIFIED:</p> <p>DIMENSIONS ARE IN INCHES</p> <p>TOLERANCES: X/X ± 1/16 .X° ± 0.5° .X ± 0.100 .XX ± 0.050 .XXX ± 0.030</p>											
<p>PROPRIETARY AND CONFIDENTIAL</p> <p>THE INFORMATION CONTAINED IN THIS DRAWING IS THE SOLE PROPERTY OF NOMAD GCS. ANY REPRODUCTION IN PART OR AS A WHOLE WITHOUT THE WRITTEN PERMISSION OF NOMAD GCS IS PROHIBITED.</p>											
<p>PRODUCED BY: NOMAD FABRICATED</p>											
<p>MATERIAL Material <not specified></p>											
<p>FINISH NONE</p>											
<p>WEIGHT 720.77</p>											
<table border="1"> <thead> <tr> <th>NAME</th> <th>DATE</th> </tr> </thead> <tbody> <tr> <td>DRAWN ATF</td> <td>10/8/2020</td> </tr> <tr> <td>ENGINEER ATF</td> <td>9/10/2020</td> </tr> <tr> <td>Q.A.</td> <td></td> </tr> <tr> <td>MFG APPR.</td> <td></td> </tr> </tbody> </table>		NAME	DATE	DRAWN ATF	10/8/2020	ENGINEER ATF	9/10/2020	Q.A.		MFG APPR.	
NAME	DATE										
DRAWN ATF	10/8/2020										
ENGINEER ATF	9/10/2020										
Q.A.											
MFG APPR.											
<p>NOMAD GCS</p> <p>TITLE: NOMAD VEHICLE, FORT BEND MOBILE MEDICAL, IC30, 803661-H, AC ELECTRICAL SYSTEM</p>											
<p>DWG. NO. 803661-H</p>											
<p>REV. C</p>											
<p>DO NOT SCALE DRAWING</p>											
<p>SHEET 1 OF 11</p>											

C:\NomadGCS\CLIENT\TEXAS\803661-1 - FORT BEND MOBILE MEDICAL IC30\803661-H Wednesday, November 18, 2020 10:59:41 AM AndrewFord

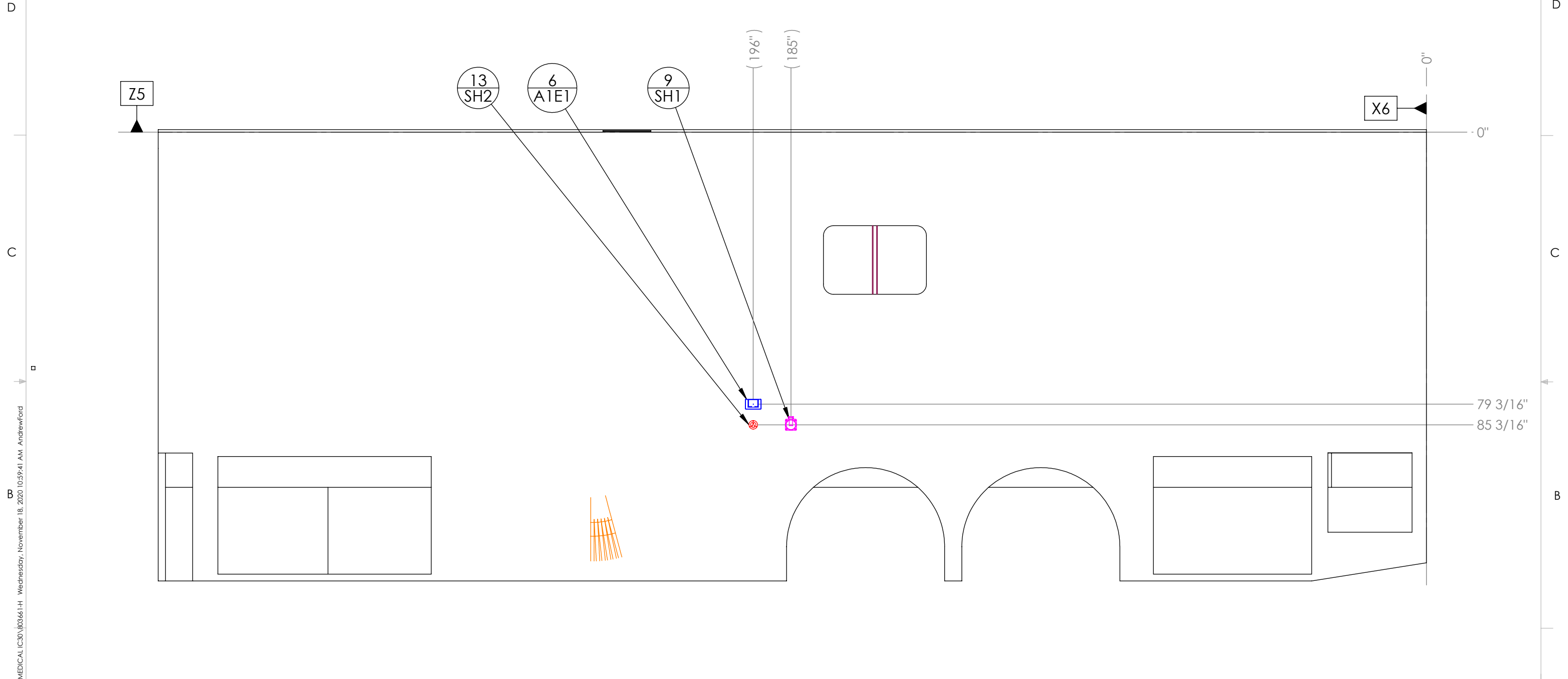
PART NUMBER 115099 NOT SHOWN



C:\NomadGCS\CLIENT\TEXAS\803661-1 - FORT BEND MOBILE MEDICAL IC30\803661-H Wednesday, November 18, 2020 10:59:41 AM AndrewFord

<p>PROPRIETARY AND CONFIDENTIAL</p> <p>THE INFORMATION CONTAINED IN THIS DRAWING IS THE SOLE PROPERTY OF NOMAD GCS. ANY REPRODUCTION IN PART OR AS A WHOLE WITHOUT THE WRITTEN PERMISSION OF NOMAD GCS IS PROHIBITED.</p> <p>UNLESS OTHERWISE SPECIFIED: DIMENSIONS ARE IN INCHES</p> <p>TOLERANCES: X/X ± 1/16 X° ± 0.5° .X ± 0.100 .XX ± 0.050 .XXX ± 0.030</p>	<h2>NOMAD GCS</h2>	
	<p>TITLE: NOMAD VEHICLE, FORT BEND MOBILE MEDICAL, IC30, 803661-H, AC ELECTRICAL SYSTEM</p>	
<p>DWG. NO.</p> <h1 style="text-align: center;">803661-H</h1>	<p>REV. C</p>	
<p>DRAWING SCALE:</p>	<p>SHEET 2 OF 11</p>	

STREETSIDE EXTERIOR



DIMENSIONING NOTES:

DATUM	REFERENCE
X6	REAR EXTERIOR BODY FRAMING
X7	REAR INTERIOR BODY FRAMING
Y8	SS EXTERIOR BODY FRAMING
Y9	SS INTERIOR BODY FRAMING
Z5	TOP OF BODY WALL FRAMING
ZB	TOP OF MAIN FLOOR FRAME
ZD	TOP OF GOOSENECK FLOOR FRAME

PROPRIETARY AND CONFIDENTIAL

THE INFORMATION CONTAINED IN THIS DRAWING IS THE SOLE PROPERTY OF NOMAD GCS. ANY REPRODUCTION IN PART OR AS A WHOLE WITHOUT THE WRITTEN PERMISSION OF NOMAD GCS IS PROHIBITED.

UNLESS OTHERWISE SPECIFIED: DIMENSIONS ARE IN INCHES

TOLERANCES:
 X/X ± 1/16
 .X* ± 0.5*
 .X ± 0.100
 .XX ± 0.050
 .XXX ± 0.030

NOMAD GCS

TITLE:
 NOMAD VEHICLE, FORT BEND MOBILE
 MEDICAL, IC30, 803661-H, AC
 ELECTRICAL SYSTEM

DWG. NO.

803661-H

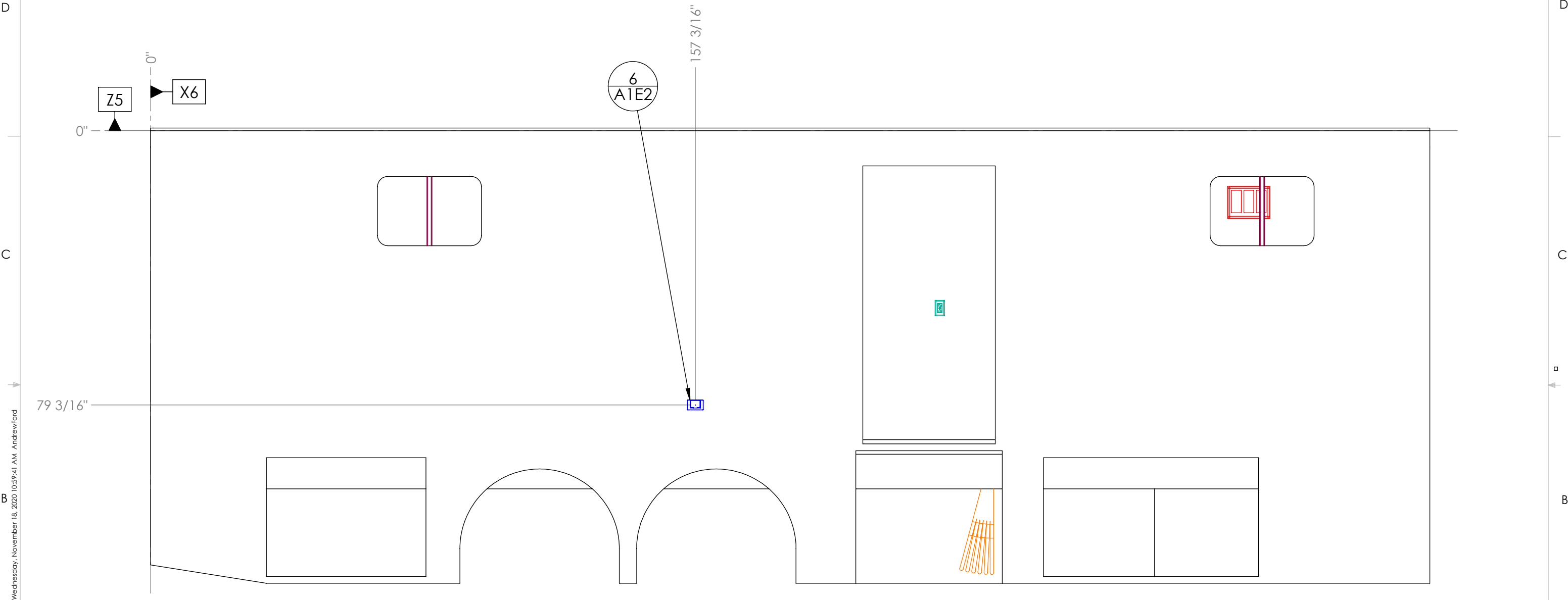
REV.

C

DRAWING SCALE:

SHEET 3 OF 11

CURBSIDE EXTERIOR



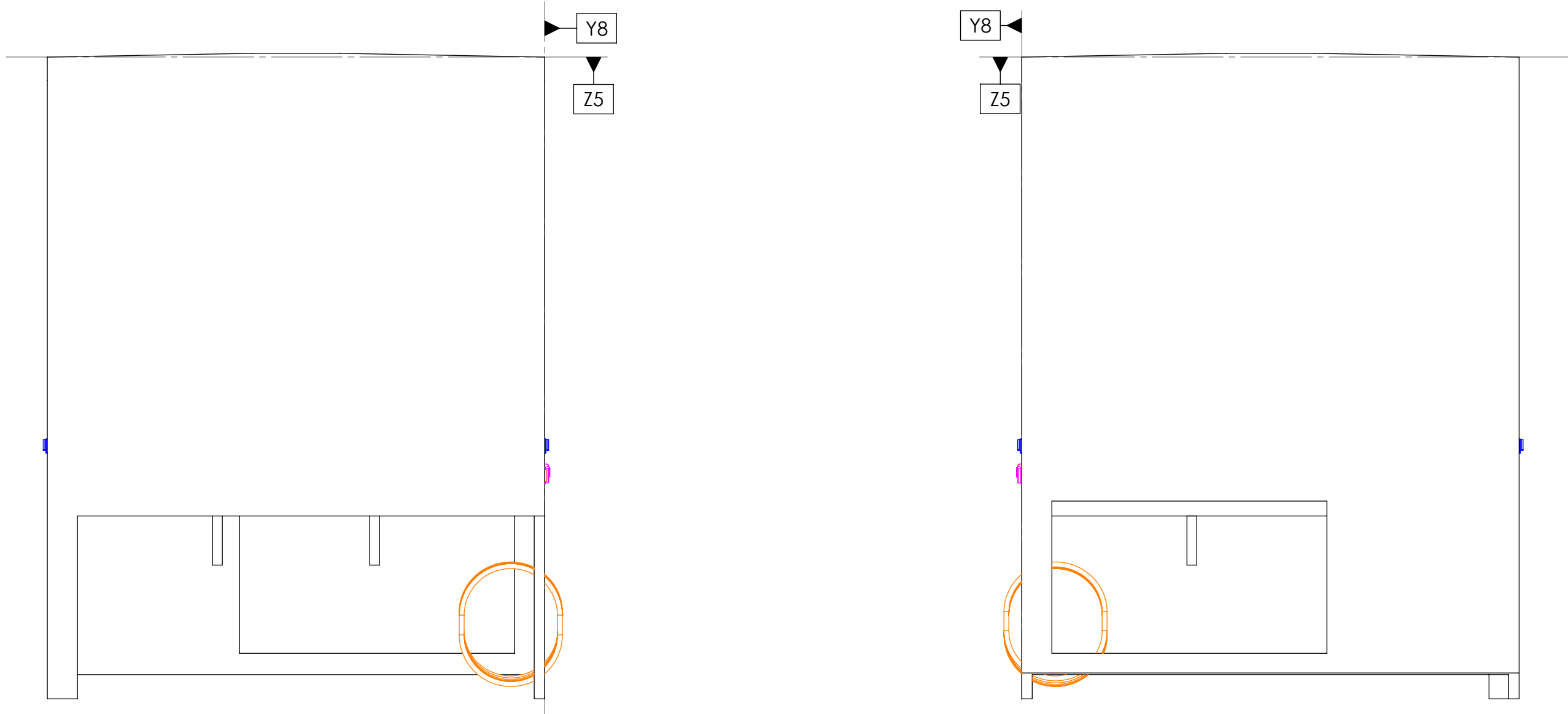
DIMENSIONING NOTES:

DATUM	REFERENCE
X6	REAR EXTERIOR BODY FRAMING
X7	REAR INTERIOR BODY FRAMING
Y8	SS EXTERIOR BODY FRAMING
Y9	SS INTERIOR BODY FRAMING
Z5	TOP OF BODY WALL FRAMING
ZB	TOP OF MAIN FLOOR FRAME
ZD	TOP OF GOOSENECK FLOOR FRAME

PROPRIETARY AND CONFIDENTIAL THE INFORMATION CONTAINED IN THIS DRAWING IS THE SOLE PROPERTY OF NOMAD GCS. ANY REPRODUCTION IN PART OR AS A WHOLE WITHOUT THE WRITTEN PERMISSION OF NOMAD GCS IS PROHIBITED.	NOMAD GCS
TITLE: NOMAD VEHICLE, FORT BEND MOBILE MEDICAL, IC30, 803661-H, AC ELECTRICAL SYSTEM	
DWG. NO. 803661-H	REV. C
UNLESS OTHERWISE SPECIFIED: DIMENSIONS ARE IN INCHES TOLERANCES: X/X ± 1/16 X° ± 0.5° .X ± 0.100 .XX ± 0.050 .XXX ± 0.030	DRAWING SCALE: _____ SHEET 4 OF 11

C:\NomadGCS\CLIENT\TEXAS\803661 - FORT BEND MOBILE MEDICAL\IC30\803661-H Wednesday, November 18, 2020 10:59:41 AM AndrewFord

**FRONT & REAR EXTERIOR
NO ELECTRICAL COMPONENTS**



D
C
B
A

8 7 6 5 4 3 2 1

8 7 6 5 4 3 2 1

DIMENSIONING NOTES:

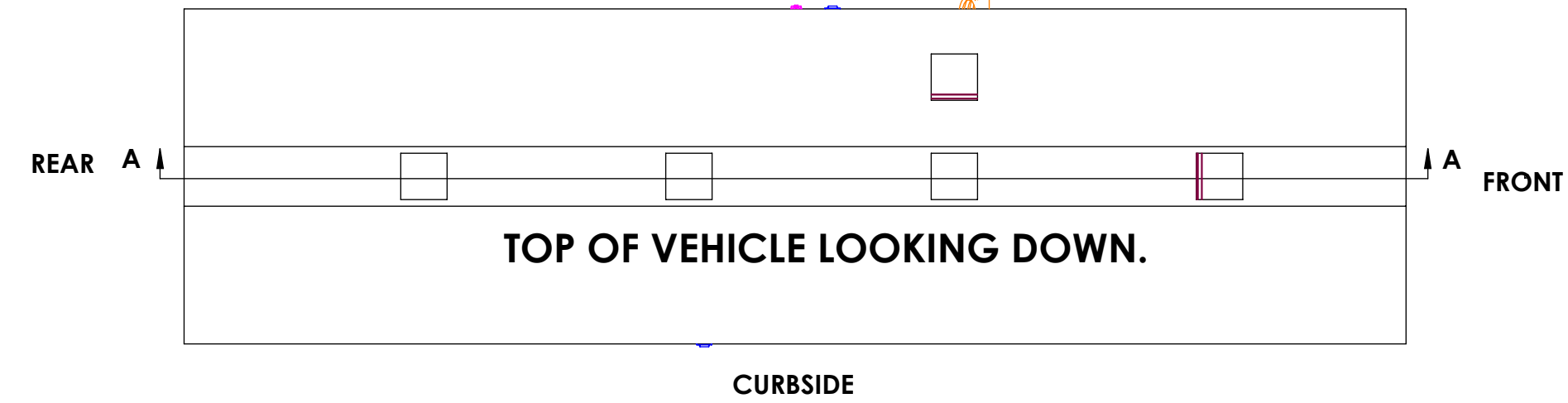
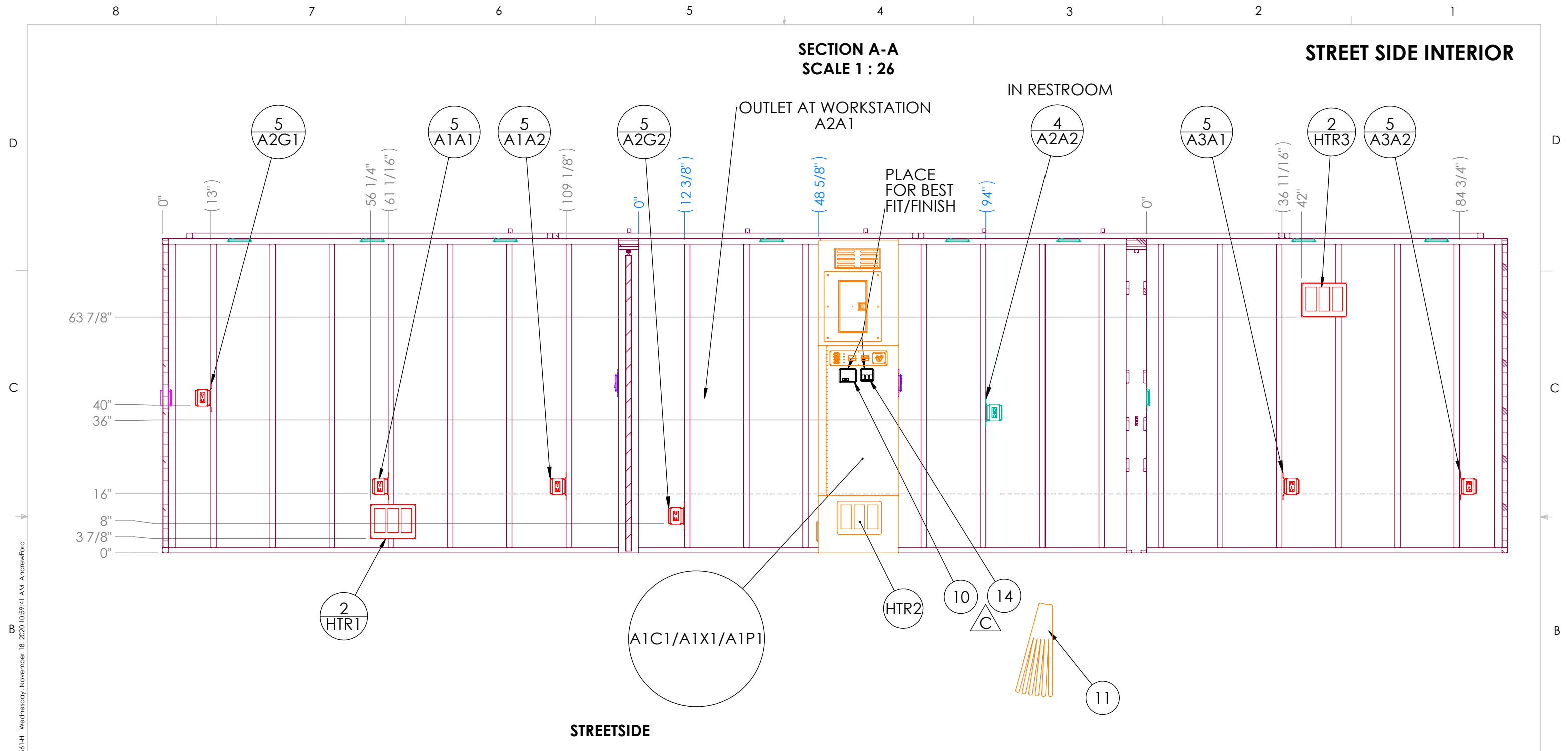
DATUM	REFERENCE
X6	REAR EXTERIOR BODY FRAMING
X7	REAR INTERIOR BODY FRAMING
Y8	SS EXTERIOR BODY FRAMING
Y9	SS INTERIOR BODY FRAMING
Z5	TOP OF BODY WALL FRAMING
ZB	TOP OF MAIN FLOOR FRAME
ZD	TOP OF GOOSENECK FLOOR FRAME

<small>PROPRIETARY AND CONFIDENTIAL</small> THE INFORMATION CONTAINED IN THIS DRAWING IS THE SOLE PROPERTY OF NOMAD GCS. ANY REPRODUCTION IN PART OR AS A WHOLE WITHOUT THE WRITTEN PERMISSION OF NOMAD GCS IS PROHIBITED. <small>UNLESS OTHERWISE SPECIFIED: DIMENSIONS ARE IN INCHES</small> TOLERANCES: X/X ± 1/16 X° ± 0.5° .X ± 0.100 .XX ± 0.050 .XXX ± 0.030	NOMAD GCS	
	TITLE: NOMAD VEHICLE, FORT BEND MOBILE MEDICAL, IC30, 803661-H, AC ELECTRICAL SYSTEM	
	DWG. NO. <h1>803661-H</h1>	REV. <h1>C</h1>
DRAWING SCALE:		SHEET 5 OF 11

C:\NomadGCS\CLIENT\TEXAS\803661 - FORT BEND MOBILE MEDICAL IC30\803661-H Wednesday, November 18, 2020 10:59:41 AM Andrewford

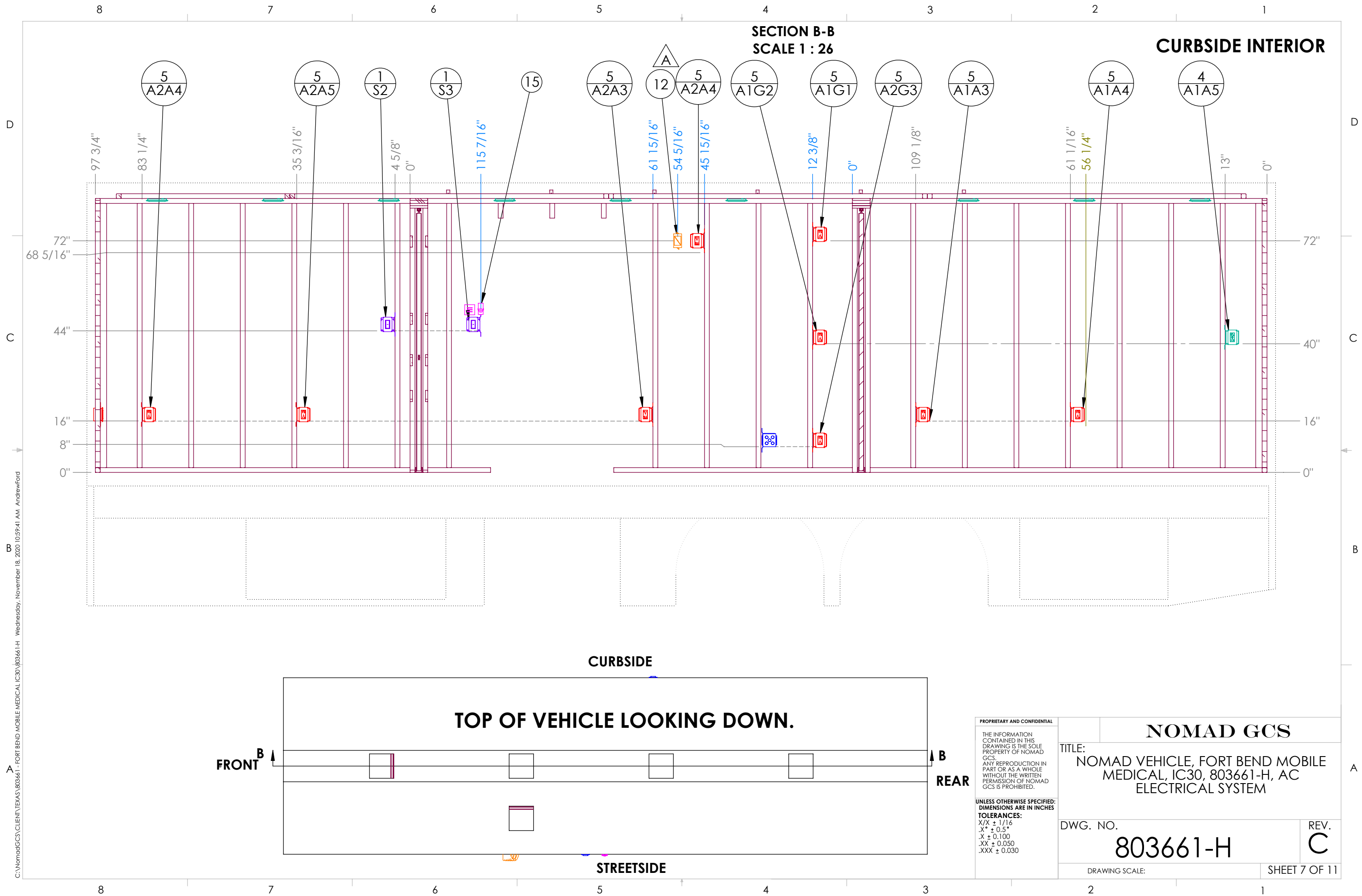
STREET SIDE INTERIOR

**SECTION A-A
SCALE 1 : 26**



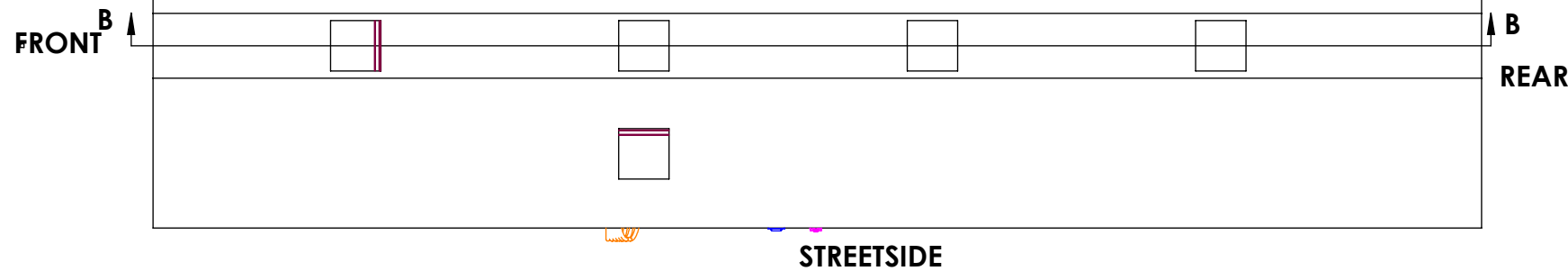
<small>PROPRIETARY AND CONFIDENTIAL</small> THE INFORMATION CONTAINED IN THIS DRAWING IS THE SOLE PROPERTY OF NOMAD GCS. ANY REPRODUCTION IN PART OR AS A WHOLE WITHOUT THE WRITTEN PERMISSION OF NOMAD GCS IS PROHIBITED. <small>UNLESS OTHERWISE SPECIFIED: DIMENSIONS ARE IN INCHES</small> TOLERANCES: X/X ± 1/16 X° ± 0.5° .X ± 0.100 .XX ± 0.050 .XXX ± 0.030	NOMAD GCS	
	TITLE: NOMAD VEHICLE, FORT BEND MOBILE MEDICAL, IC30, 803661-H, AC ELECTRICAL SYSTEM	
DWG. NO.	803661-H	REV.
DRAWING SCALE:		SHEET 6 OF 11

C:\NomadGCS\CLIENT\TEXAS\803661 - FORT BEND MOBILE MEDICAL IC30\803661-H Wednesday, November 18, 2020 10:59:41 AM AndrewFord



C:\NomadGCS\CLIENT\TEXAS\803661-H\FORT BEND MOBILE MEDICAL\IC30\803661-H Wednesday, November 18, 2020 10:59:41 AM AndrewFord
 B
 A

TOP OF VEHICLE LOOKING DOWN.



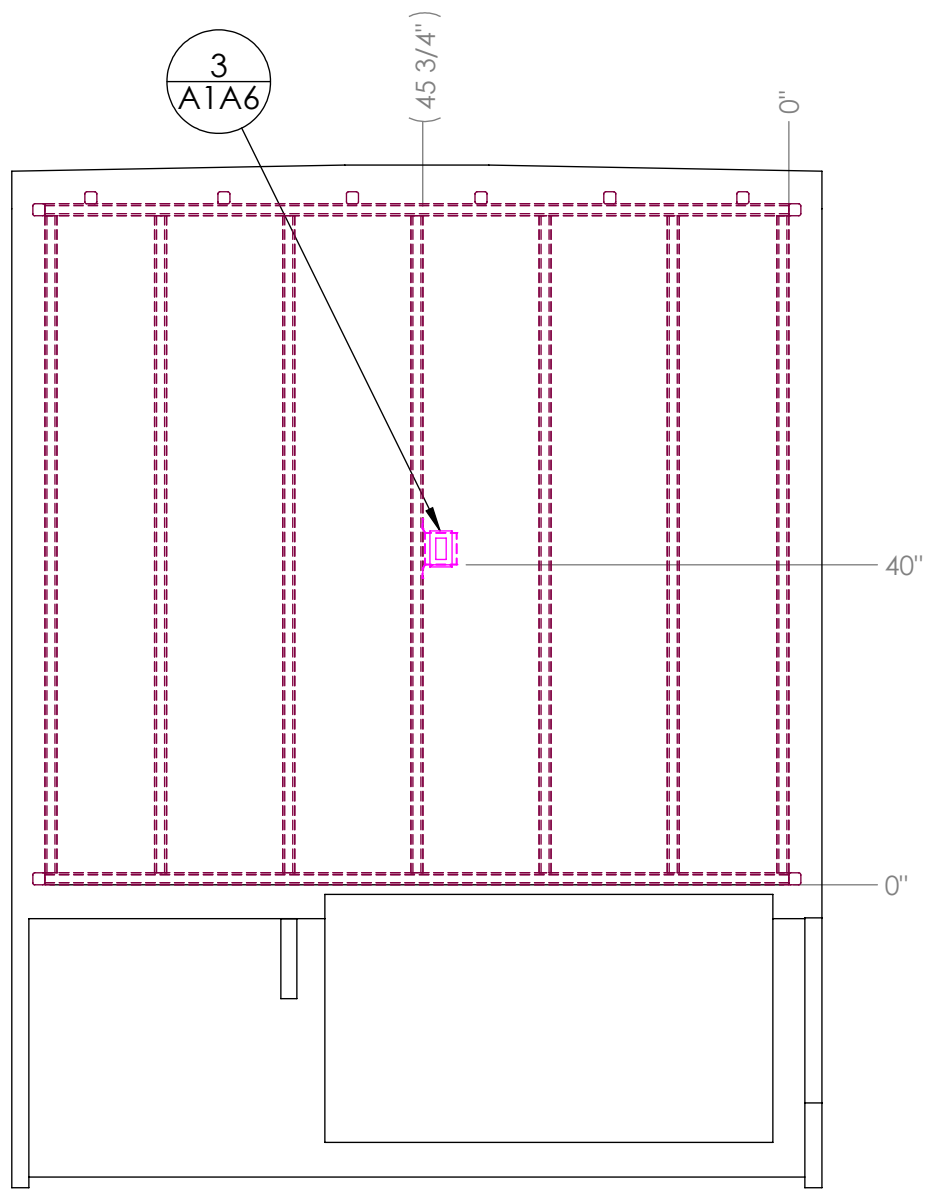
PROPRIETARY AND CONFIDENTIAL
 THE INFORMATION CONTAINED IN THIS DRAWING IS THE SOLE PROPERTY OF NOMAD GCS. ANY REPRODUCTION IN PART OR AS A WHOLE WITHOUT THE WRITTEN PERMISSION OF NOMAD GCS IS PROHIBITED.
 UNLESS OTHERWISE SPECIFIED: DIMENSIONS ARE IN INCHES
TOLERANCES:
 X/X ± 1/16
 X° ± 0.5°
 .X ± 0.100
 .XX ± 0.050
 .XXX ± 0.030

NOMAD GCS	
TITLE: NOMAD VEHICLE, FORT BEND MOBILE MEDICAL, IC30, 803661-H, AC ELECTRICAL SYSTEM	
DWG. NO. <h1 style="margin: 0;">803661-H</h1>	REV. <h1 style="margin: 0;">C</h1>
DRAWING SCALE:	SHEET 7 OF 11

C:\NomadGCS\CLIENT\TEXAS\803661 - FORT BEND MOBILE MEDICAL\IC30\803661-H Wednesday, November 18, 2020 10:59:41 AM AndrewFord

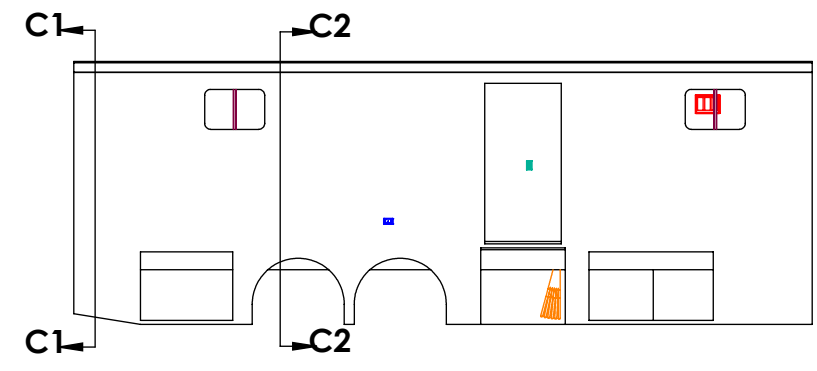
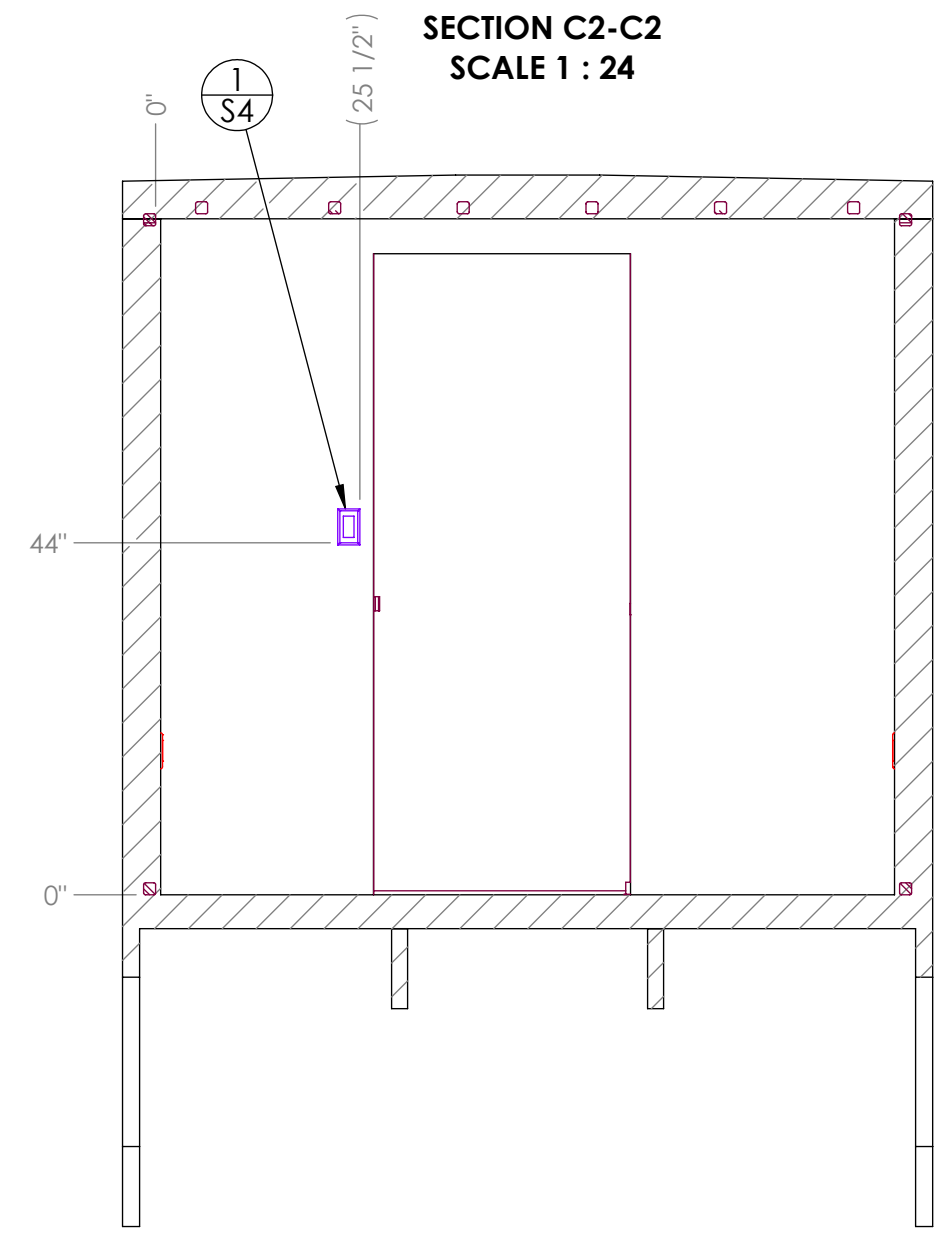
REAR ROOM LOOKING REARWARD

SECTION C1-C1
SCALE 1 : 24



REAR ROOM LOOKING FORWARD

SECTION C2-C2
SCALE 1 : 24



PROPRIETARY AND CONFIDENTIAL

THE INFORMATION CONTAINED IN THIS DRAWING IS THE SOLE PROPERTY OF NOMAD GCS. ANY REPRODUCTION IN PART OR AS A WHOLE WITHOUT THE WRITTEN PERMISSION OF NOMAD GCS IS PROHIBITED.

UNLESS OTHERWISE SPECIFIED: DIMENSIONS ARE IN INCHES

TOLERANCES:
 X/X ± 1/16
 .X° ± 0.5°
 .X ± 0.100
 .XX ± 0.050
 .XXX ± 0.030

NOMAD GCS	
TITLE: NOMAD VEHICLE, FORT BEND MOBILE MEDICAL, IC30, 803661-H, AC ELECTRICAL SYSTEM	
DWG. NO. 803661-H	REV. C
DRAWING SCALE:	SHEET 8 OF 11

8 7 6 5 4 3 2 1

8 7 6 5 4 3 2 1

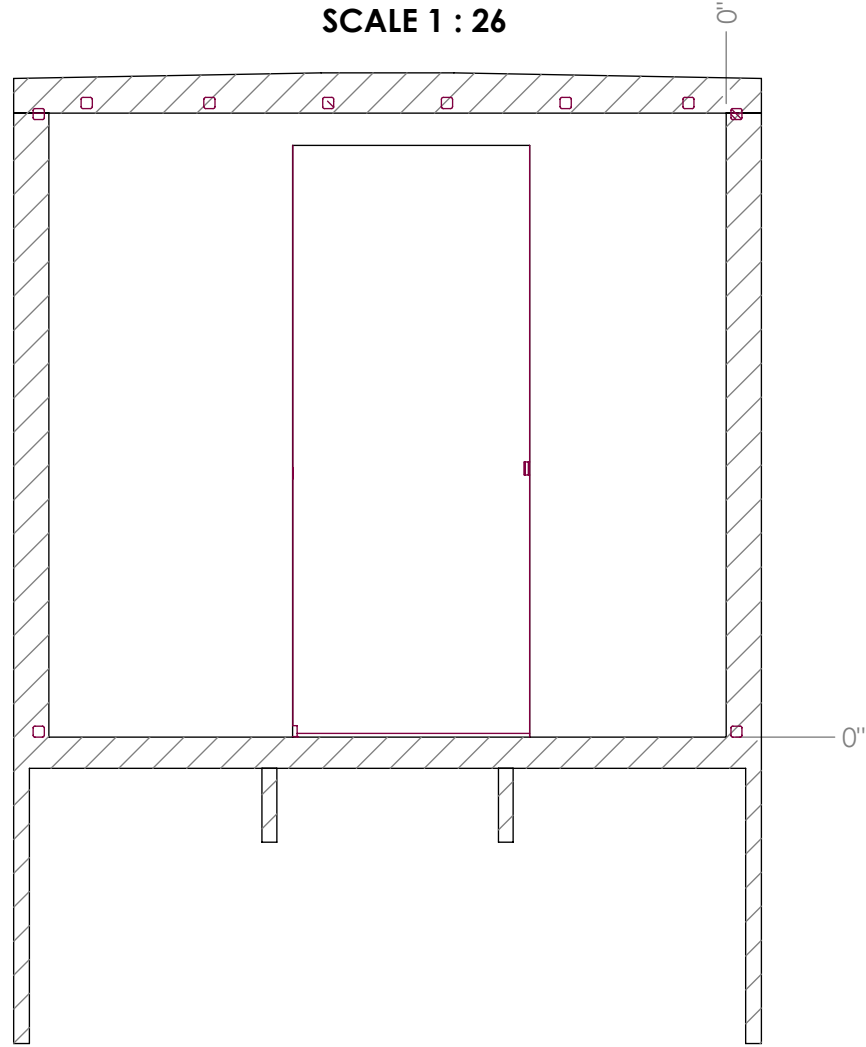
D
C
B
A

D
C
B
A

8 7 6 5 4 3 2 1

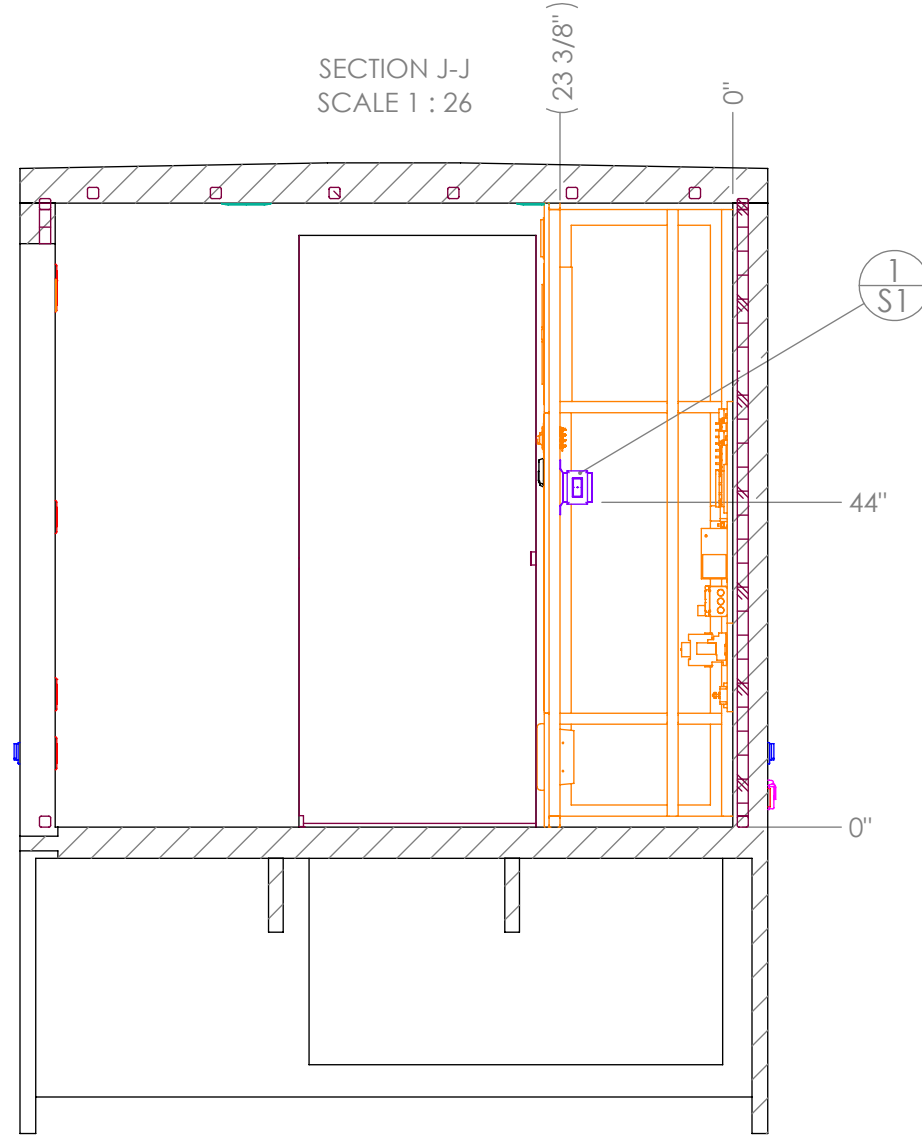
MIDDLE ROOM LOOKING REARWARD

SECTION D-D
SCALE 1 : 26



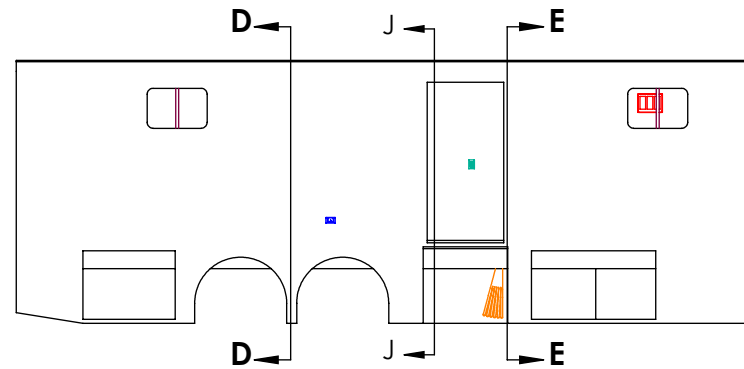
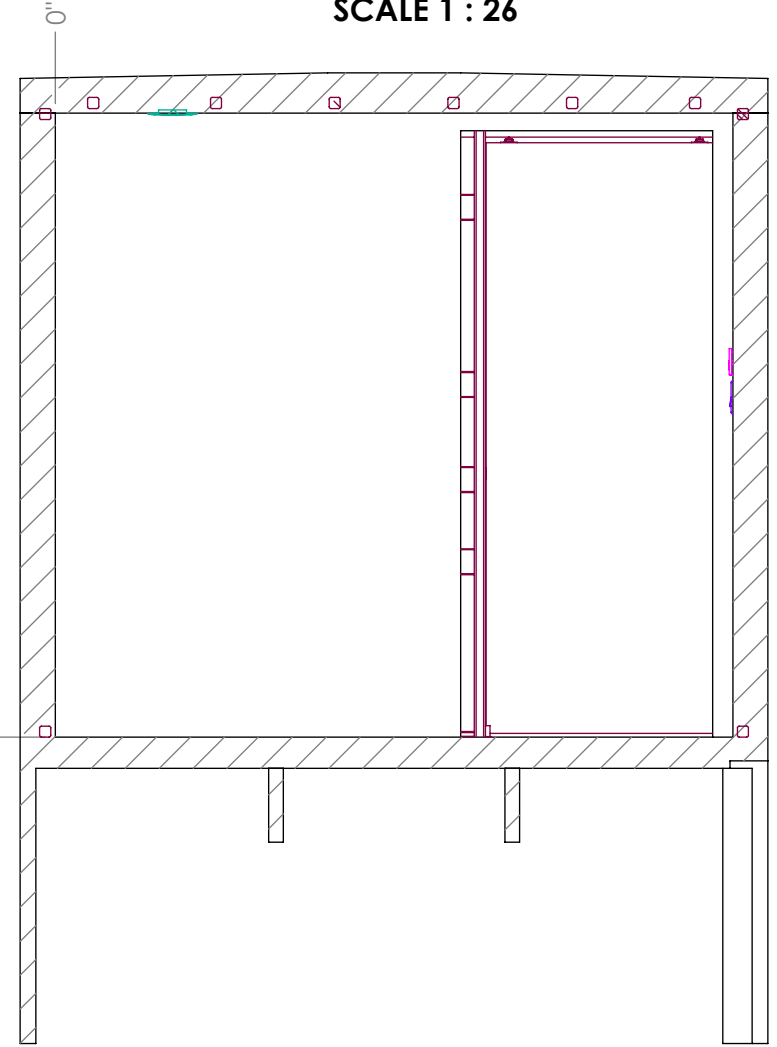
RESTROOM LOOKING REARWARD

SECTION J-J
SCALE 1 : 26



MIDDLE ROOM LOOKING FORWARD

SECTION E-E
SCALE 1 : 26



C:\NomadGCS\CLIENT\TEXAS\803661-1 - FORT BEND MOBILE MEDICAL IC30\803661-H Wednesday, November 18, 2020 10:59:41 AM AndrewFord

PROPRIETARY AND CONFIDENTIAL

THE INFORMATION CONTAINED IN THIS DRAWING IS THE SOLE PROPERTY OF NOMAD GCS. ANY REPRODUCTION IN PART OR AS A WHOLE WITHOUT THE WRITTEN PERMISSION OF NOMAD GCS IS PROHIBITED.

UNLESS OTHERWISE SPECIFIED: DIMENSIONS ARE IN INCHES

TOLERANCES:

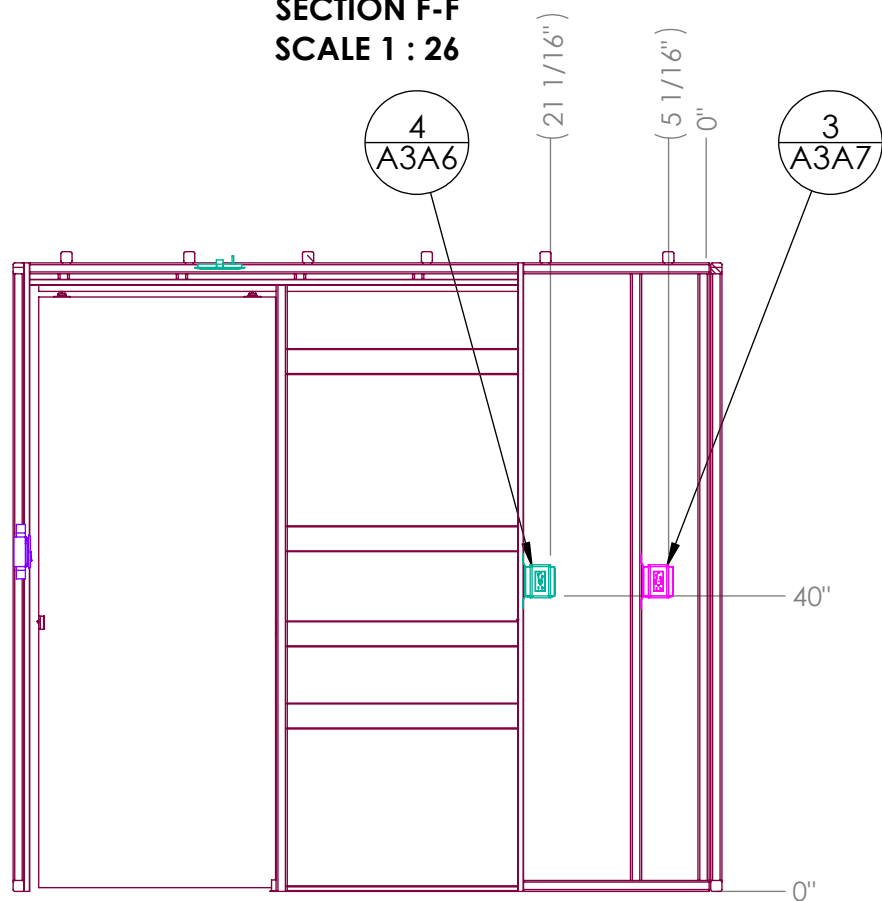
X/X ± 1/16
 X° ± 0.5°
 .X ± 0.100
 .XX ± 0.050
 .XXX ± 0.030

NOMAD GCS	
TITLE: NOMAD VEHICLE, FORT BEND MOBILE MEDICAL, IC30, 803661-H, AC ELECTRICAL SYSTEM	
DWG. NO. 803661-H	REV. C
DRAWING SCALE:	SHEET 9 OF 11

8 7 6 5 4 3 2 1

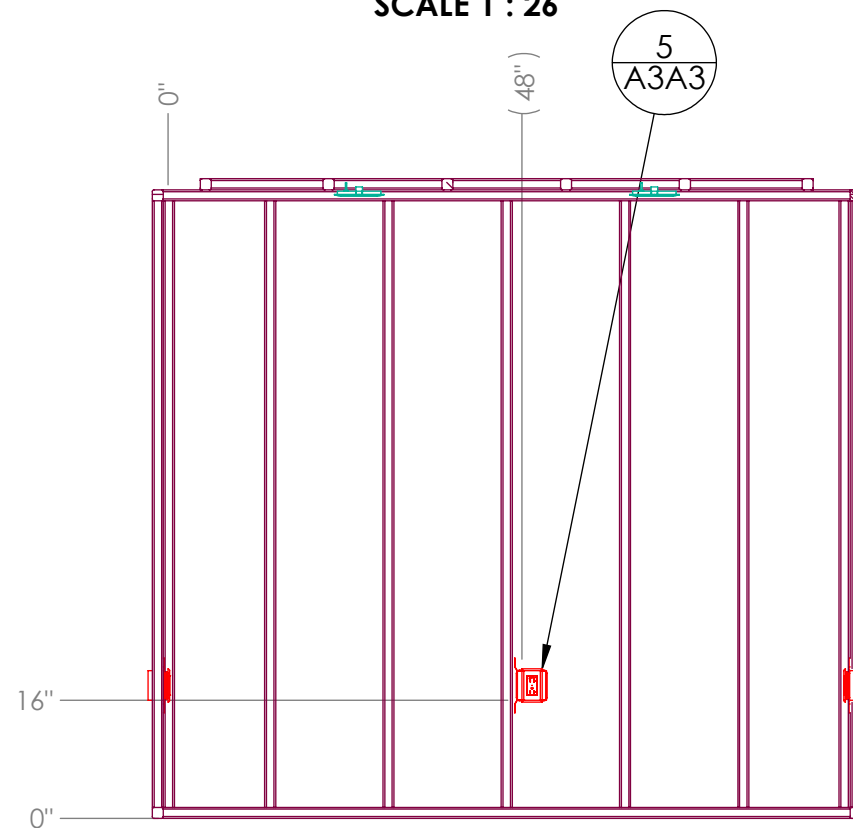
**FRONT ROOM
LOOKING REARWARD**

**SECTION F-F
SCALE 1 : 26**



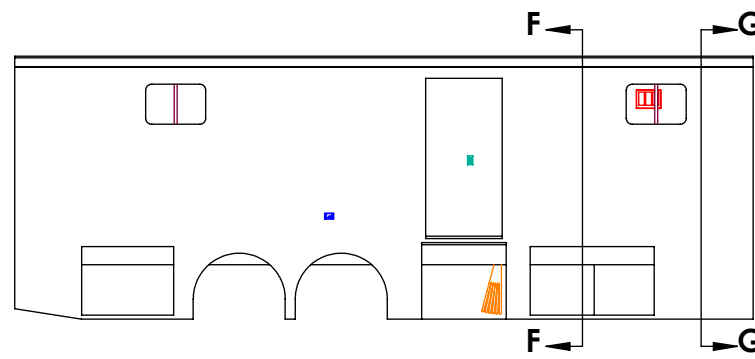
**FRONT ROOM
LOOKING FORWARD**

**SECTION G-G
SCALE 1 : 26**



DIMENSIONING NOTES:

DATUM	REFERENCE
X6	REAR EXTERIOR BODY FRAMING
X7	REAR INTERIOR BODY FRAMING
Y8	SS EXTERIOR BODY FRAMING
Y9	SS INTERIOR BODY FRAMING
Z5	TOP OF BODY WALL FRAMING
ZB	TOP OF MAIN FLOOR FRAME
ZD	TOP OF GOOSENECK FLOOR FRAME



PROPRIETARY AND CONFIDENTIAL

THE INFORMATION CONTAINED IN THIS DRAWING IS THE SOLE PROPERTY OF NOMAD GCS. ANY REPRODUCTION IN PART OR AS A WHOLE WITHOUT THE WRITTEN PERMISSION OF NOMAD GCS IS PROHIBITED.

UNLESS OTHERWISE SPECIFIED:

DIMENSIONS ARE IN INCHES
TOLERANCES:
 X/X ± 1/16
 X° ± 0.5°
 .X ± 0.100
 .XX ± 0.050
 .XXX ± 0.030

NOMAD GCS

TITLE:
**NOMAD VEHICLE, FORT BEND MOBILE
 MEDICAL, IC30, 803661-H, AC
 ELECTRICAL SYSTEM**

DWG. NO.

803661-H

REV.

C

DRAWING SCALE:

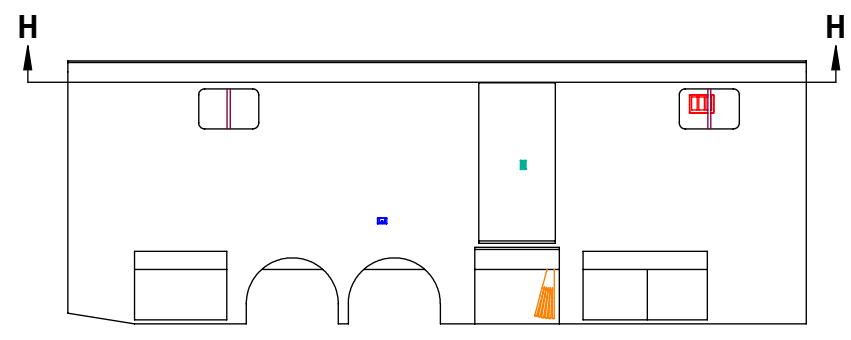
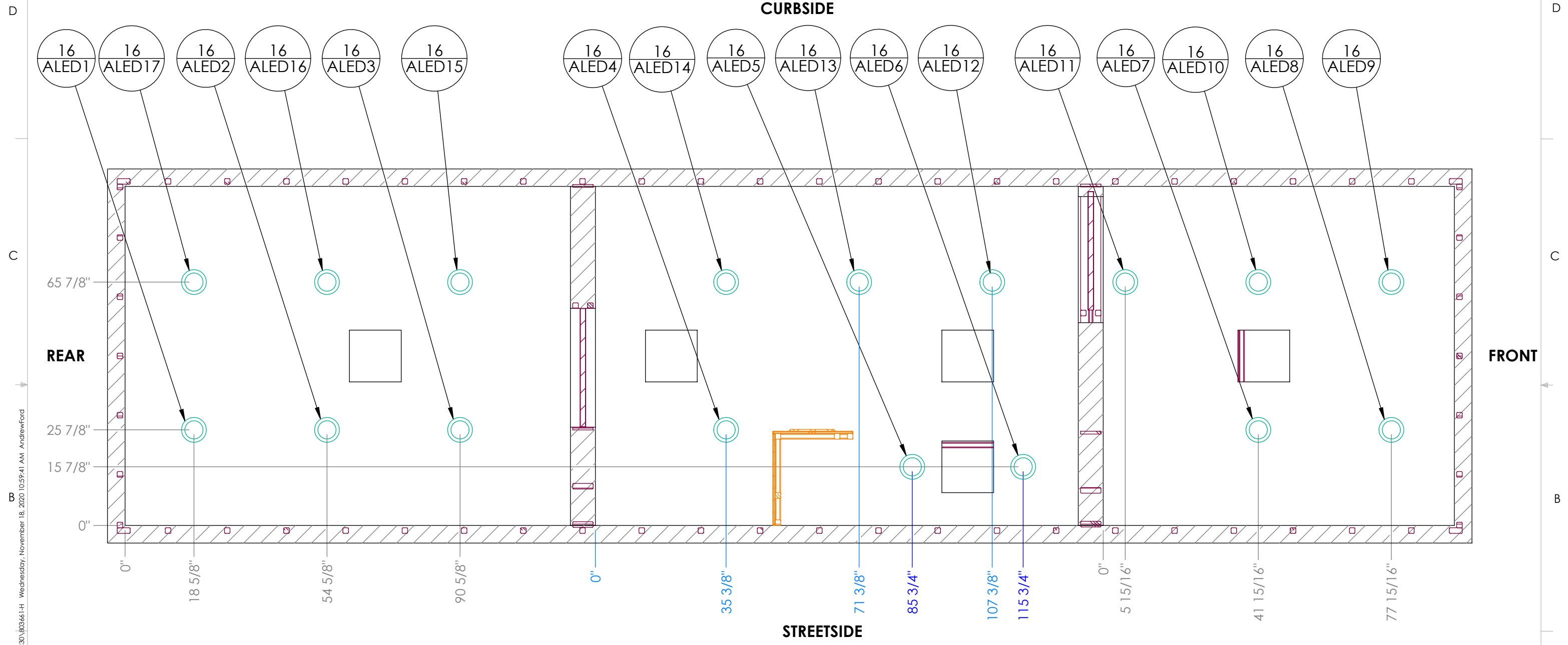
SHEET 10 OF 11

C:\NomadGCS\CLIENT\TEXAS\803661 - FORT BEND MOBILE MEDICAL IC30\803661-H Wednesday, November 18, 2020 10:59:41 AM AndrewFord

OVERHEAD LIGHTS

SECTION H-H
SCALE 1 : 26

CURBSIDE



PROPRIETARY AND CONFIDENTIAL

THE INFORMATION CONTAINED IN THIS DRAWING IS THE SOLE PROPERTY OF NOMAD GCS. ANY REPRODUCTION IN PART OR AS A WHOLE WITHOUT THE WRITTEN PERMISSION OF NOMAD GCS IS PROHIBITED.

UNLESS OTHERWISE SPECIFIED: DIMENSIONS ARE IN INCHES

TOLERANCES:
X/X ± 1/16
X° ± 0.5°
.X ± 0.100
.XX ± 0.050
.XXX ± 0.030

NOMAD GCS	
TITLE: NOMAD VEHICLE, FORT BEND MOBILE MEDICAL, IC30, 803661-H, AC ELECTRICAL SYSTEM	
DWG. NO. 803661-H	REV. C
DO NOT SCALE DRAWING	SHEET 11 OF 11

C:\NomadGCS\CLIENT\TEXAS\803661 - FORT BEND MOBILE MEDICAL\IC30\803661-H Wednesday, November 18, 2020 10:59:41 AM AndrewFord

Nomad Wire Color Code Abbreviations

BK - Black
 BR - Brown
 BL - Blue
 GN - Green
 GR - use GY for Grey | Gray
 GY - Grey | Gray
 LB - Light Blue
 LG - Light Green
 OR - Orange
 PK - Pink
 RD - Red
 TN - Tan
 VT - Violet
 WT - White

Wire Capacity
 *60° insulation rating based on 30° ambient

AWG	Fuse/CB
18 ga	5 amps
18 ga	7.5 amps
16 ga	10 amps
14 ga	15 amps
12 ga	20 amps
12 ga	25 amps
10 ga	30 amps
8 ga	40 amps
6 ga	55 amps
4 ga	70 amps
3 ga	85 amps
2 ga	95 amps
1 ga	110 amps
1/0 ga	125 amps
2/0 ga	145 amps
3/0 ga	165 amps
4/0 ga	195 amps


*NEC 110.14(C)(1) specifies 60° rated conductors for equipment 100A or less unless terminals are rated higher.

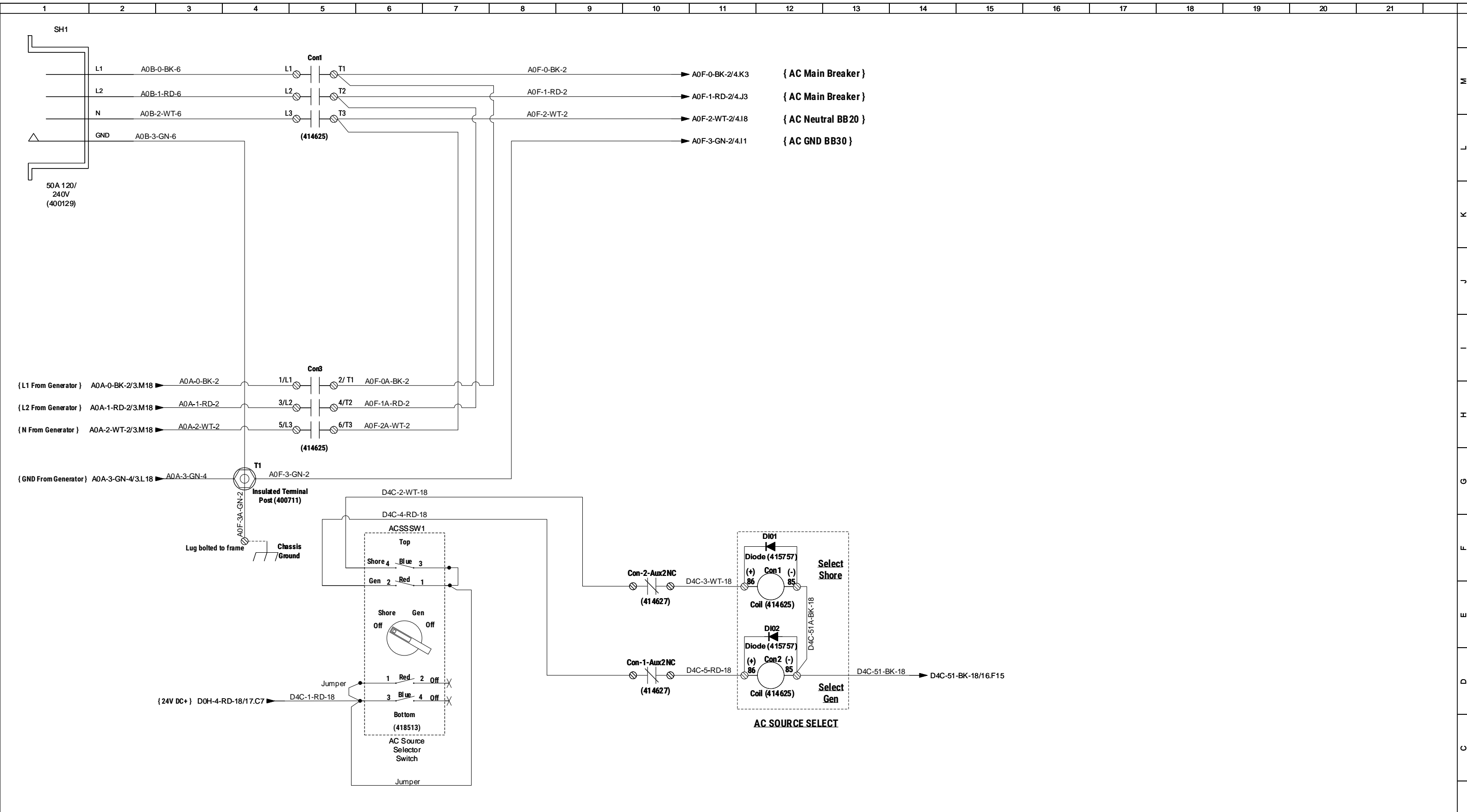
Total number of current-carrying conductors in conduit or bundle	Derating Percent of Fuse/CB rating
2-3	100%
4-6	80%
7-9	70%
10-20	50%

Ambient Temp (°C)	Derating Percent for 60° Insulated wire
31-35	91%
36-40	82%
41-45	71%
46-50	58%

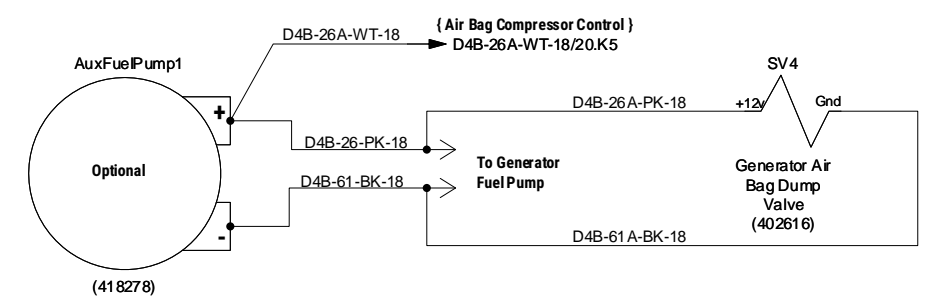
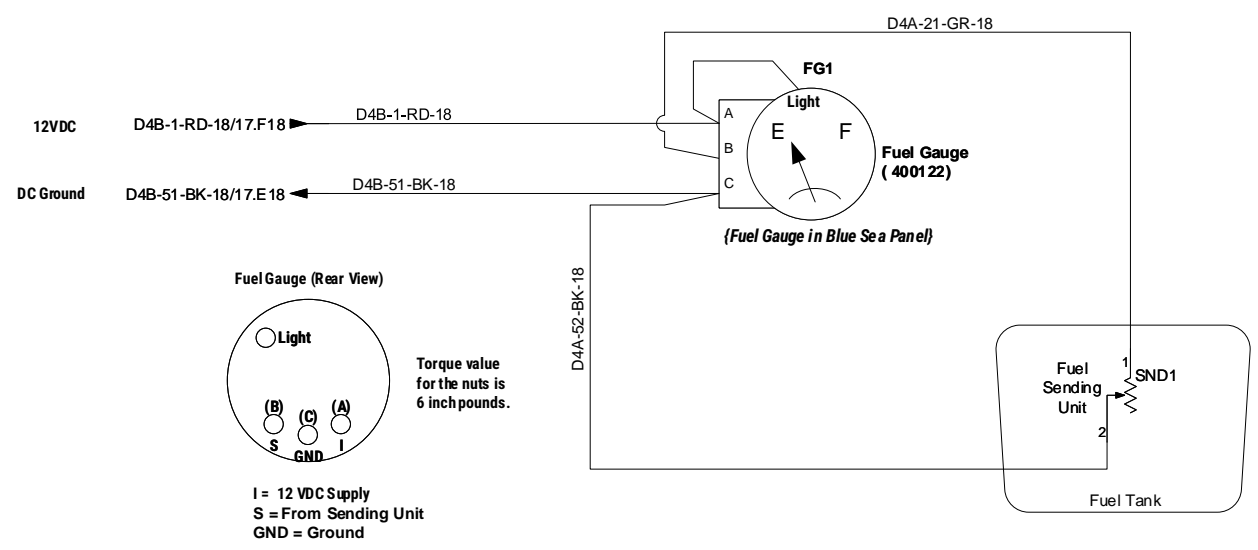
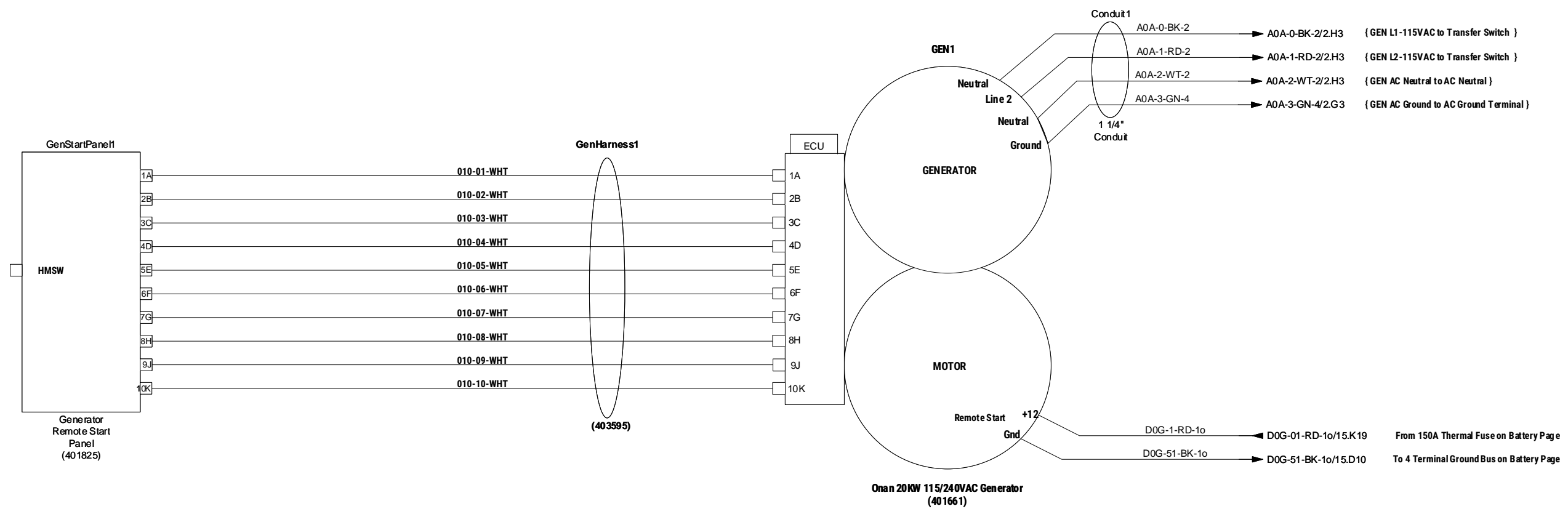
Rev	Date	Drawn	Eng	Revised Page	Description	R/C
0.1	11/04/20	DC/MJ	MJ		Initial Release	-
0.2	11/12/20	WSJ	MJ	ALL	ALL-Removed NTC, converted ATS to MTS Moved A0A-3 (Gen Gnd) Changed from P4:BB30 to P2:T1 Insulated Terminal	D
0.21	11/17/20	WSJ	MJ	2,3,17,25	P2-Changed one of two A0A-3 to A0F-3 going to BB30 P2-Changed PN on Transfer Switch to 418513 P3-Added PN for Gen Harness P25-Removed FB7 & Hopkins Diode Pack P25-Moved D3B-0 (Scene Light Control Power) to P17 FB-2 P17-Labeled CB_A32 as spare (No NTC power now)	D
0.22	11/18/20	MRJ	MJ	16,17, 27	P16 - Added D2K-61, D4R-52, D4J-51, D4F-53, D4F-52, D4H-51, D4F-51 P17 - Added D0H-1A, D4R-02, D4I-01, D2K-1, D4H-01, D4I-05, DF4-01 P17 - Added FB3 P27 - Changed page title to Restroom Plumbing / Vent Fan P27 - Added Fan1, D2K-1, D2K-61 P27 - Added tank monitor and associated wiring P27 - Added tank/plumbing heaters, control switches, and associated wiring	D
0.23	12/9/20	MRJ	MJ	15	p15 - Added FU12 and Holder. p15 - Moved D0A-0 from battery to FU12 output. p15 - Added D0A-1 p15 - Added FU13 and Holder. p15 - Moved D24-2 from battery to FU13 output. p15 - Added D24-4. p15 - Moved D24-0 to output of DS-4. p15 - Renamed D24-0 -> D24-2.	C
0.24	7/29/21	WSJ	MJ	10	P10-swapped K2 with K4 P11-Reordered HVAC control wiring to match P10 order	C

Item	Title	Page
1	Notes	1
2	AC Supply	2
3	AC Generator	3
4	AC Distribution 1	4
5	AC Outlets Street Side	5
6	AC Outlets Curb Side	6
7	AC Outlets Workstations	7
8	AC Outlets Exterior	8
9	HVAC	9
10	HVAC Control	10
11	AC Heaters	11
12	AC Auxillary Converter Charging	12
13	AC Interior Lighting	13
14	AC/DC Awning	14
15	Batteries	15
16	DC Supply	16
17	DC Power Distribution	17
18	DC Back Up Camera	18
19	DC Leveling Legs	19
20	DC Gen Air Bag Compressor	20
21	DC Scene Lights	21
22	DC Courtsey Light	22
23	DC Compartment Lights	23
24	DC Wheelchair Lift	24
25	NTC Power	25
26	DOT Lights	26
27	Rest Room Plumbing / Vent Fan	27
28	Apendix A	28
29	BLANK	29

Proprietary And Confidential The information contained in this drawing is the sole property of Nomad GCS. Any reproduction in part, or as a whole, without written permission of Nomad GCS is prohibited.		Project TX_FortBend_MobileHealthClinic		Nomad GCS 	
Drawn WSJ/MJ	Date 29 Jul 2021	Title Notes			
File O:\Engineering\Wiring Diagrams\ 803661_TX_FortBend_MobileHealthClinic\803661-H06_rev 0.24.vsd		Drawing No 803661-H06	Revision 0.24	Page 1 of 29	

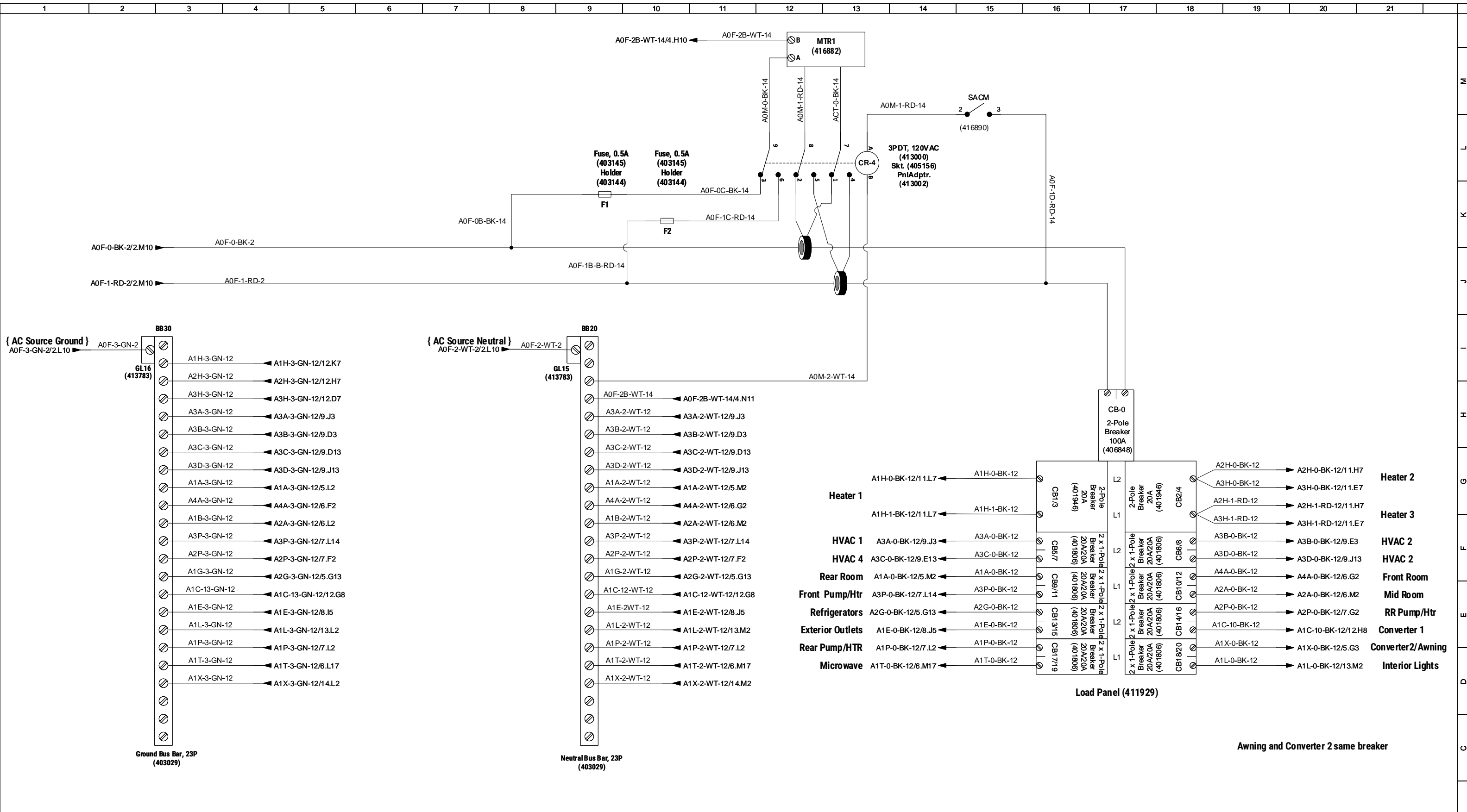


Proprietary And Confidential The information contained in this drawing is the sole property of Nomad GCS. Any reproduction in part, or as a whole, without written permission of Nomad GCS is prohibited.		Project TX_FortBend_MobileHealthClinic		
Drawn WSJ/MJ	Date 29 Jul 2021	Title AC Supply		
File O:\Engineering\Wiring Diagrams\803661_TX_FortBend_MobileHealthClinic\803661-H06_rev 0.24.vsd		Drawing No 803661-H06	Revision 0.24	Page 2 of 29

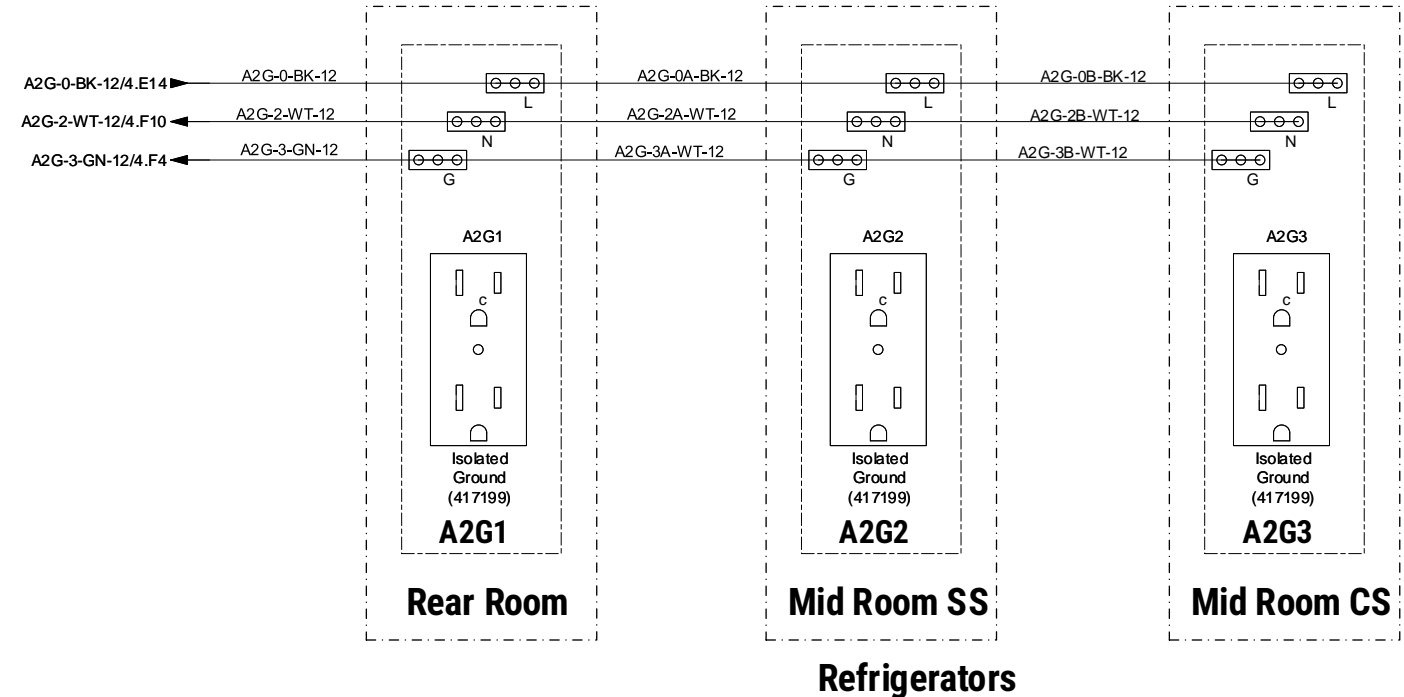
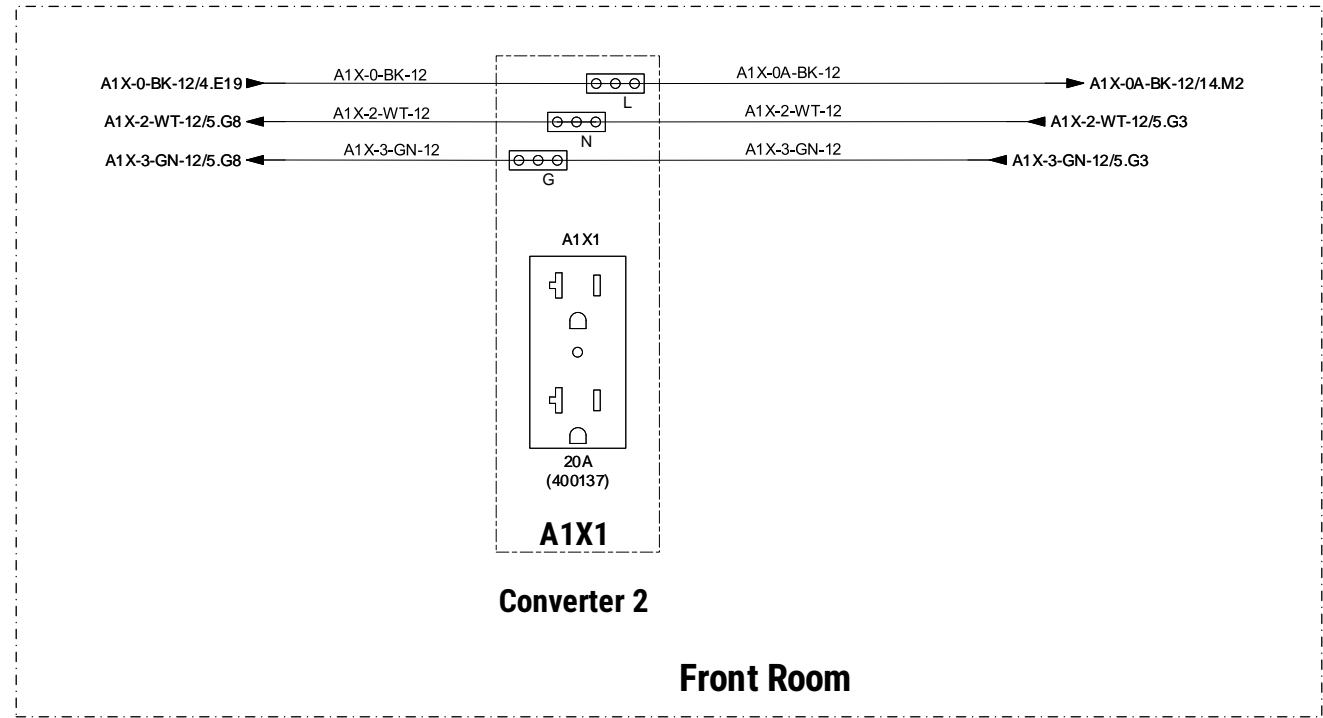
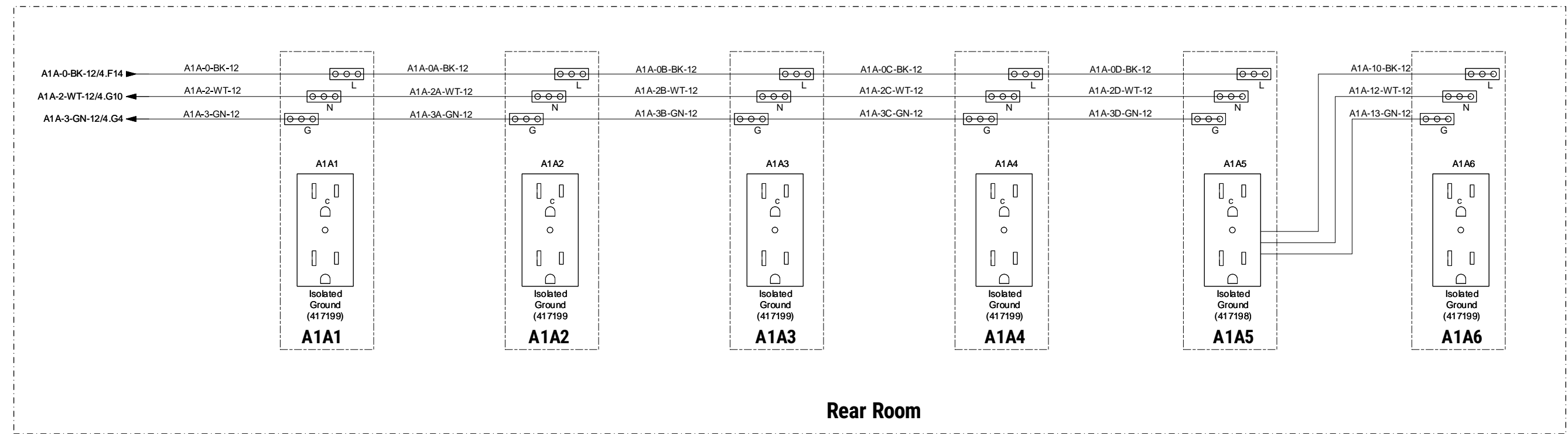


Proprietary And Confidential The information contained in this drawing is the sole property of Nomad GCS. Any reproduction in part, or as a whole, without written permission of Nomad GCS is prohibited.		Project TX_FortBend_MobileHealthClinic		Nomad GCS	
Drawn WSJ/MJ	Date 29 Jul 2021	Title AC Generator			
File O:\Engineering\Wiring Diagrams\803661_TX_FortBend_MobileHealthClinic\803661-H06_rev 0.24.vsd		Drawing No 803661-H06	Revision 0.24	Page 3 of 29	

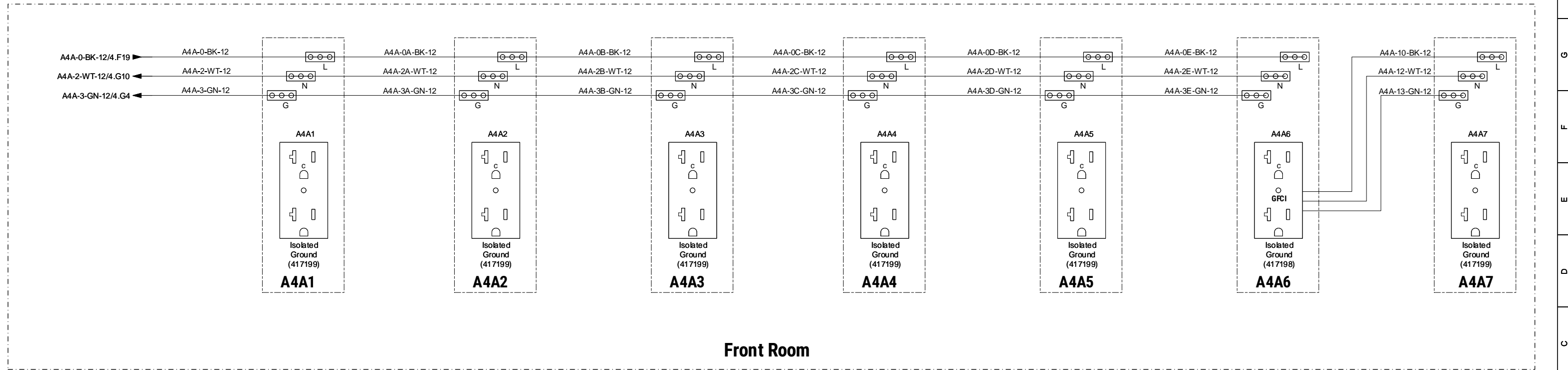
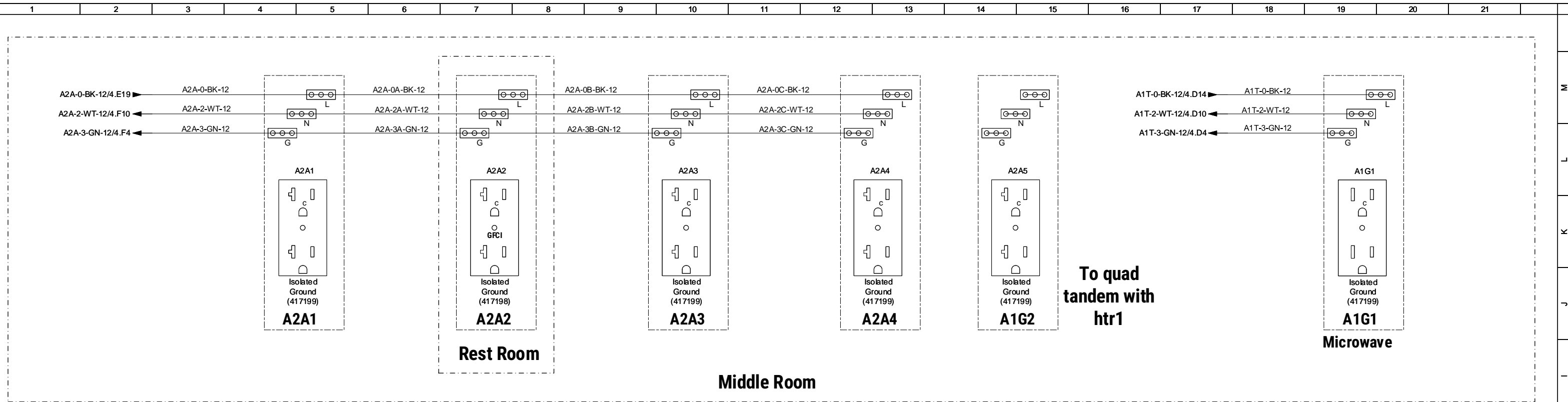




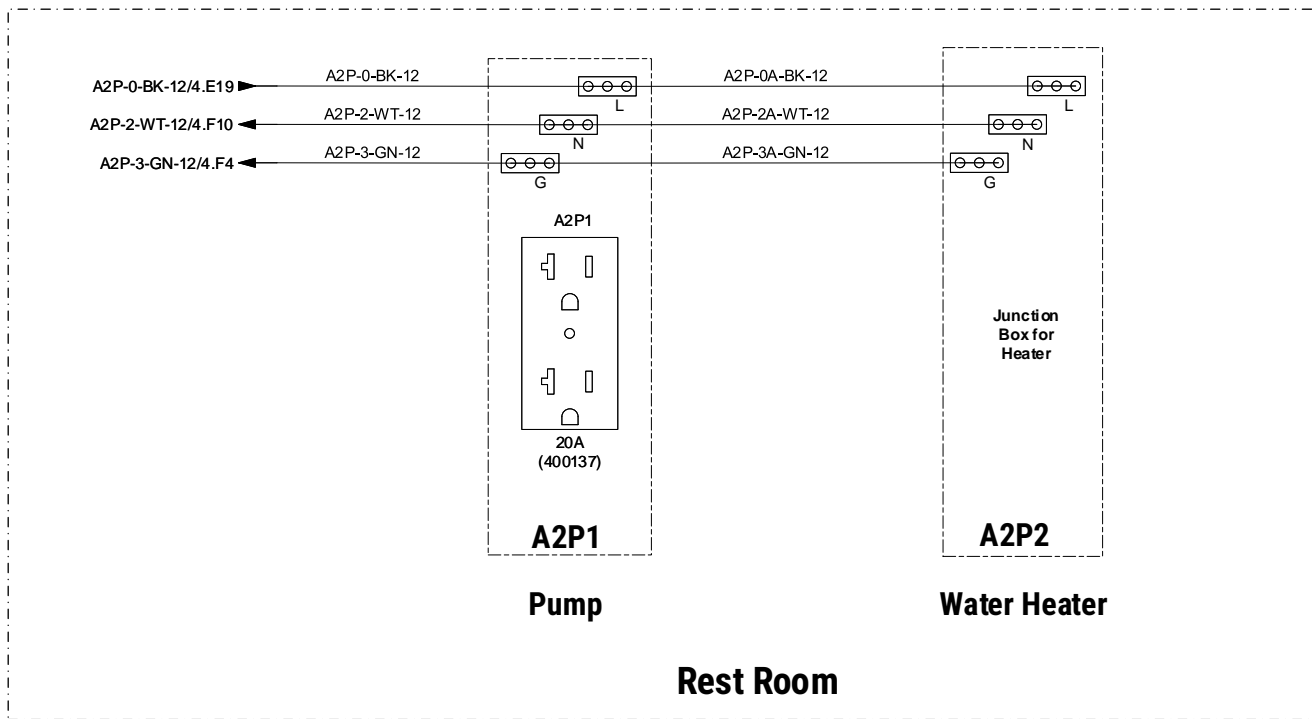
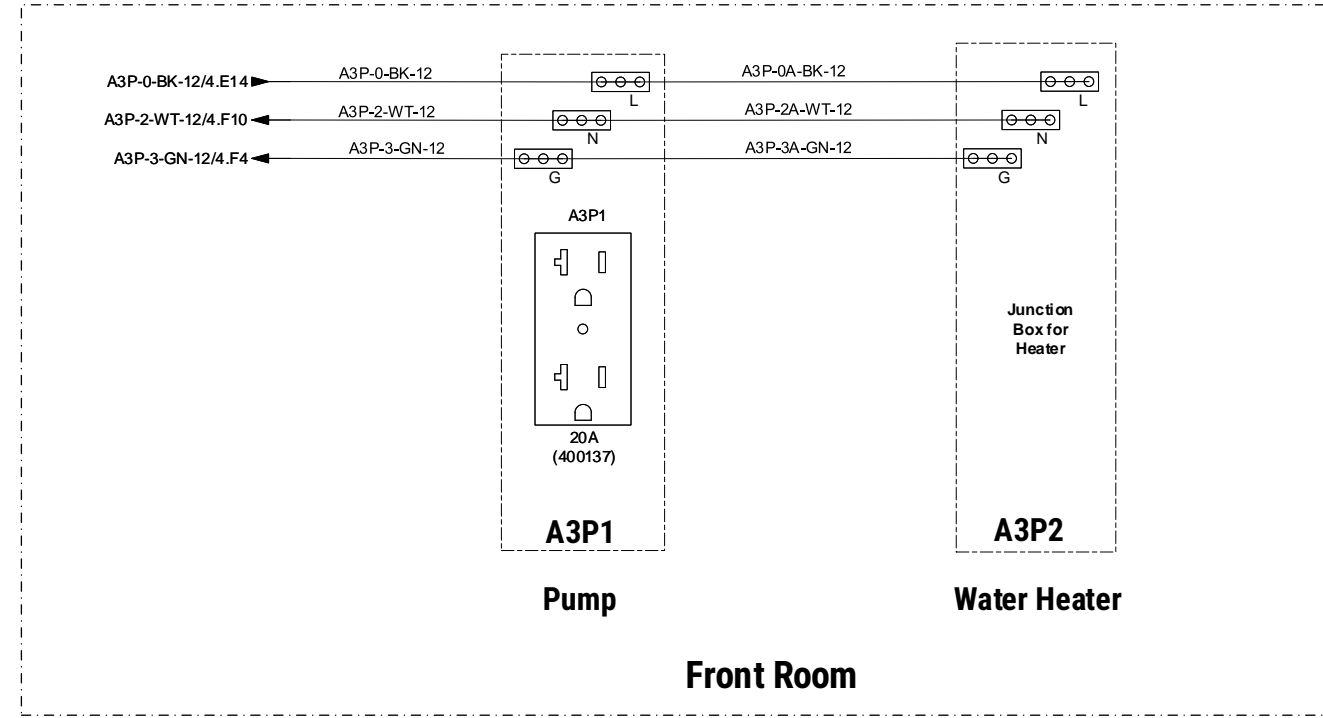
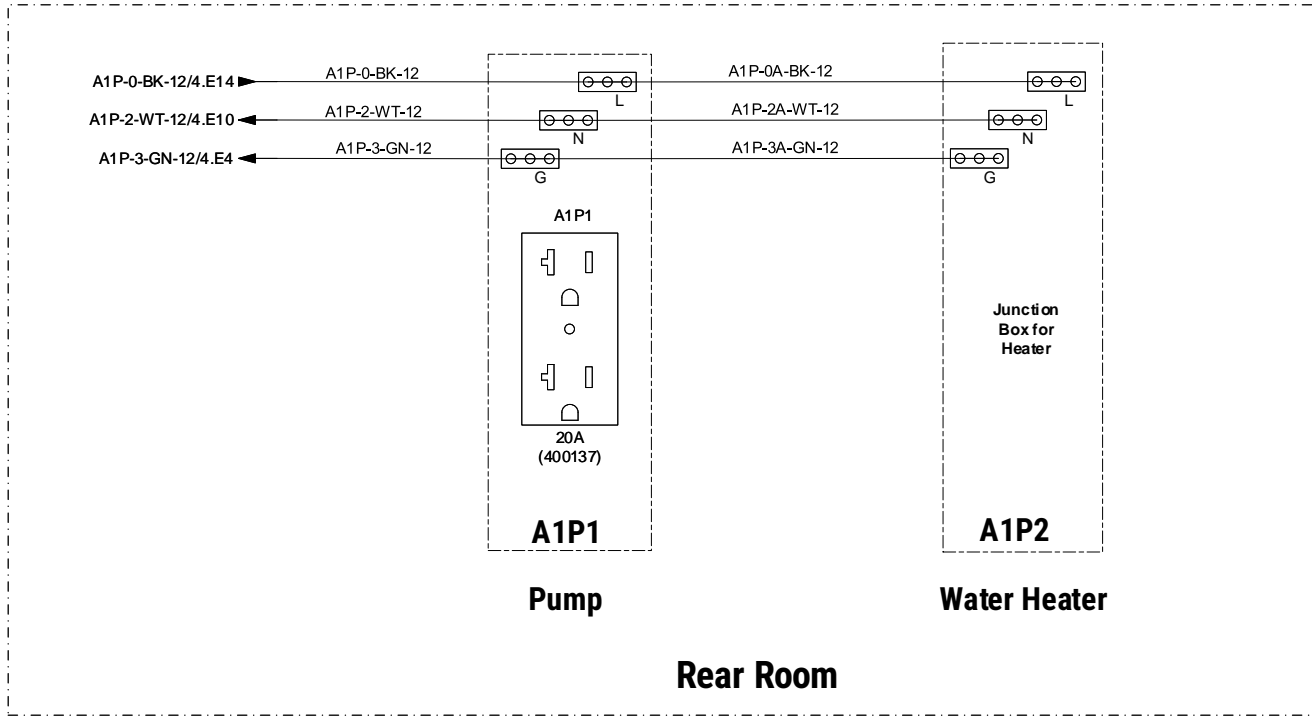
Proprietary And Confidential The information contained in this drawing is the sole property of Nomad GCS. Any reproduction in part, or as a whole, without written permission of Nomad GCS is prohibited.		Project TX_FortBend_MobileHealthClinic		
Drawn WSJ/MJ	Date 29 Jul 2021	Title AC Distribution 1		
File O:\Engineering\Wiring Diagrams\803661_TX_FortBend_MobileHealthClinic\803661-H06_rev 0.24.vsd		Drawing No 803661-H06	Revision 0.24	Page 4 of 29



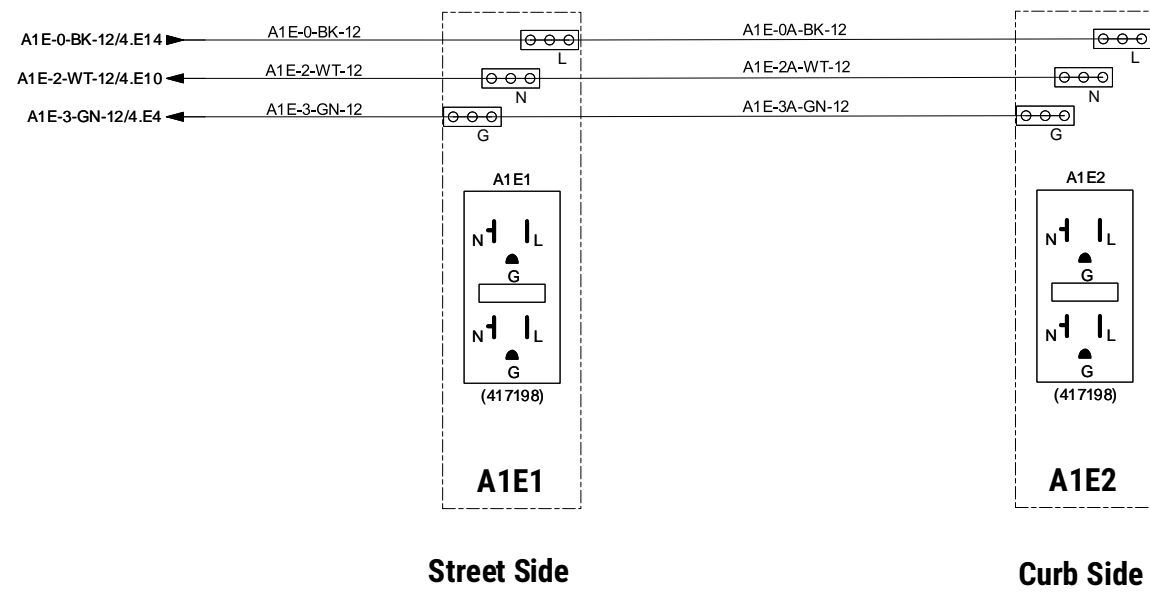
Proprietary And Confidential The information contained in this drawing is the sole property of Nomad GCS. Any reproduction in part, or as a whole, without written permission of Nomad GCS is prohibited.		Project TX_FortBend_MobileHealthClinic		
Drawn WSJ/MJ	Date 29 Jul 2021	Title AC Outlets Street Side		
File O:\Engineering\Wiring Diagrams\803661_TX_FortBend_MobileHealthClinic\803661-H06_rev 0.24.vsd		Drawing No 803661-H06	Revision 0.24	Page 5 of 29




Proprietary And Confidential The information contained in this drawing is the sole property of Nomad GCS. Any reproduction in part, or as a whole, without written permission of Nomad GCS is prohibited.		Project TX_FortBend_MobileHealthClinic		
Drawn WSJ/MJ	Date 29 Jul 2021	Title AC Outlets Curb Side		
File O:\Engineering\Wiring Diagrams\803661_TX_FortBend_MobileHealthClinic\803661-H06_rev 0.24.vsd		Drawing No 803661-H06	Revision 0.24	Page 6 of 29

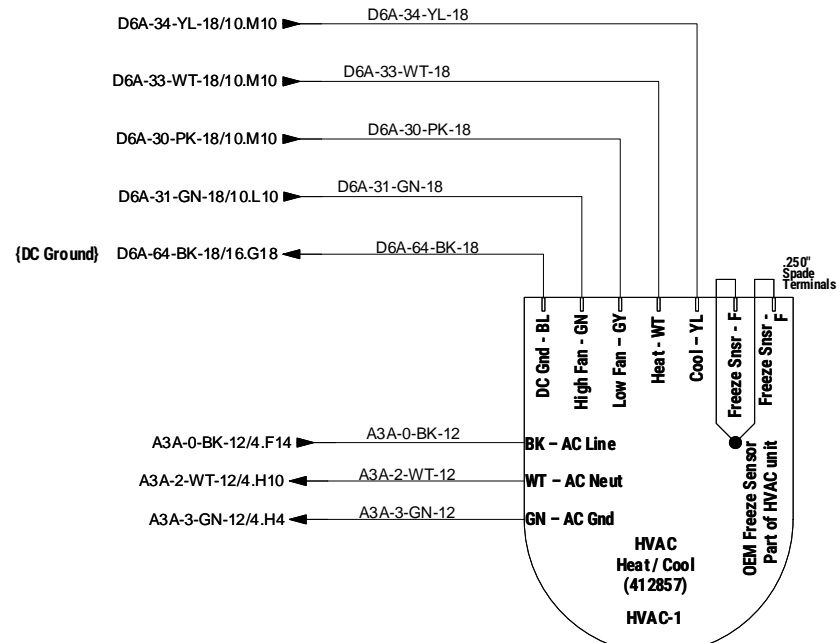


Proprietary And Confidential The information contained in this drawing is the sole property of Nomad GCS. Any reproduction in part, or as a whole, without written permission of Nomad GCS is prohibited.		Project TX_FortBend_MobileHealthClinic		
Drawn WSJ/MJ	Date 29 Jul 2021	Title AC Outlets Workstations		
File O:\Engineering\Wiring Diagrams\803661_TX_FortBend_MobileHealthClinic\803661-H06_rev 0.24.vsd		Drawing No 803661-H06	Revision 0.24	Page 7 of 29

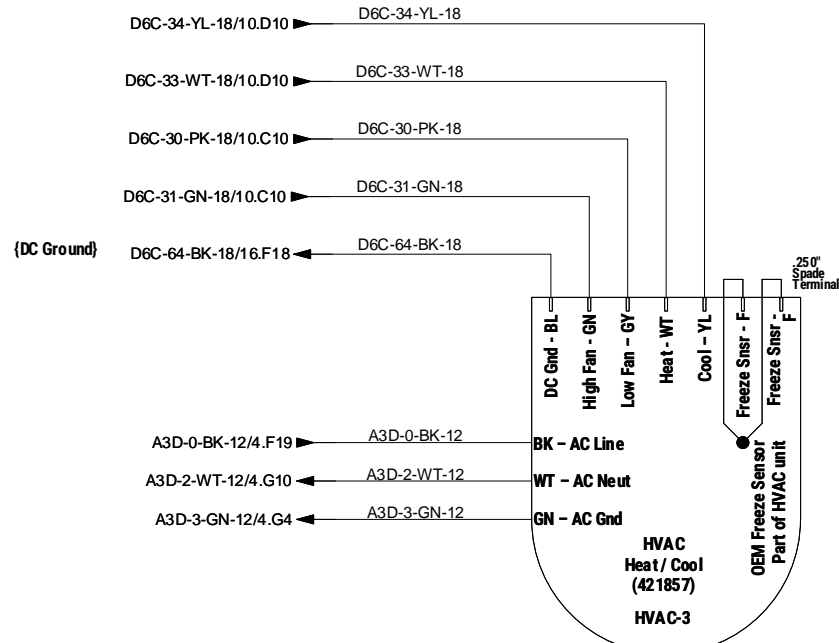


OK

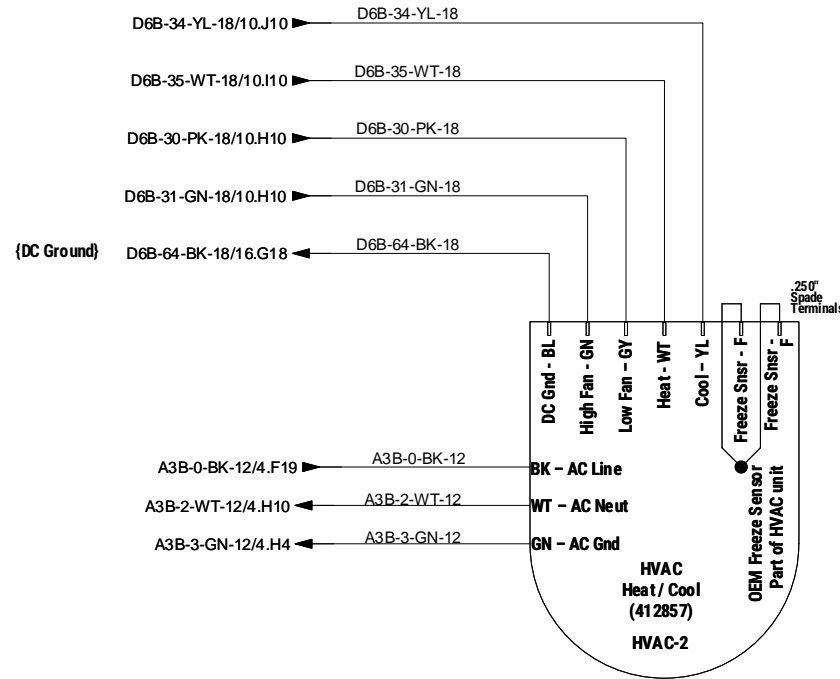
Proprietary And Confidential <small>The information contained in this drawing is the sole property of Nomad GCS. Any reproduction in part, or as a whole, without written permission of Nomad GCS is prohibited.</small>		Project TX_FortBend_MobileHealthClinic		
Drawn WSJ/MJ	Date 29 Jul 2021	Title AC Outlets Exterior		
File O:\Engineering\Wiring Diagrams\803661_TX_FortBend_MobileHealthClinic\803661-H06_rev 0.24.vsd		Drawing No 803661-H06	Revision 0.24	Page 8 of 29



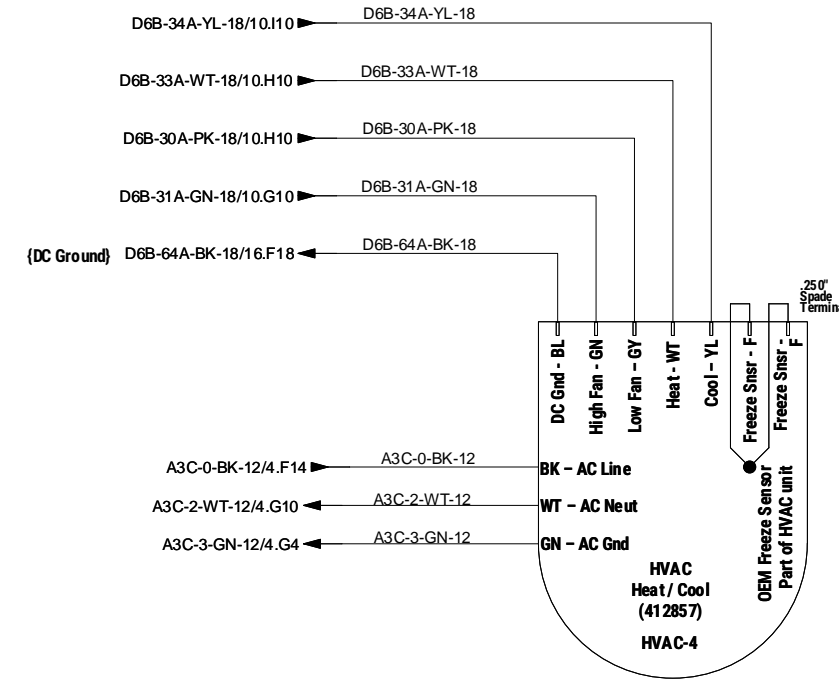
Front Air Conditioner



REAR Air Conditioner



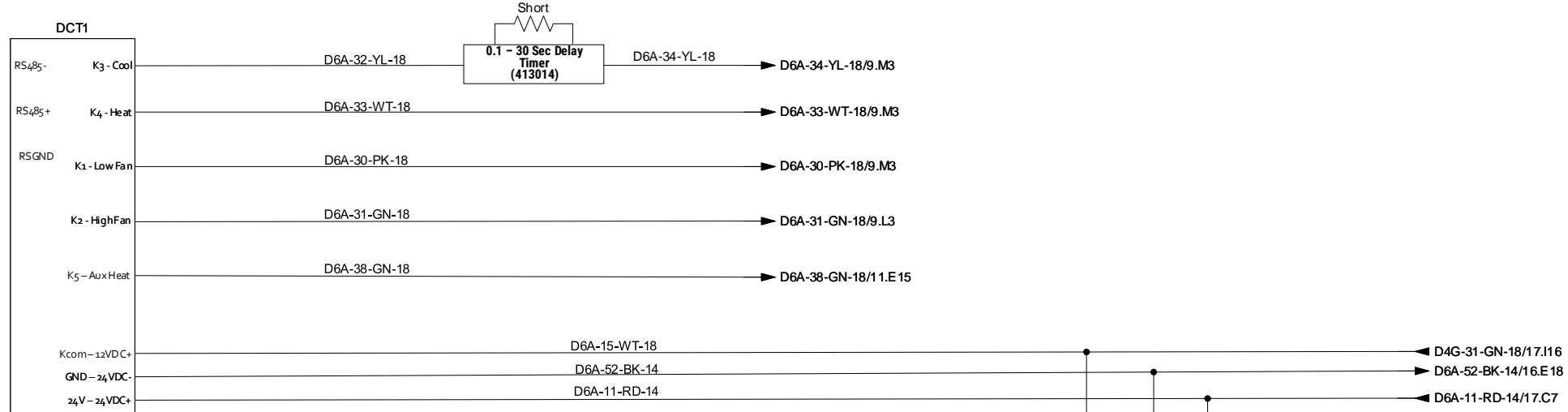
Front MID Air Conditioner



Rear MID Air Conditioner

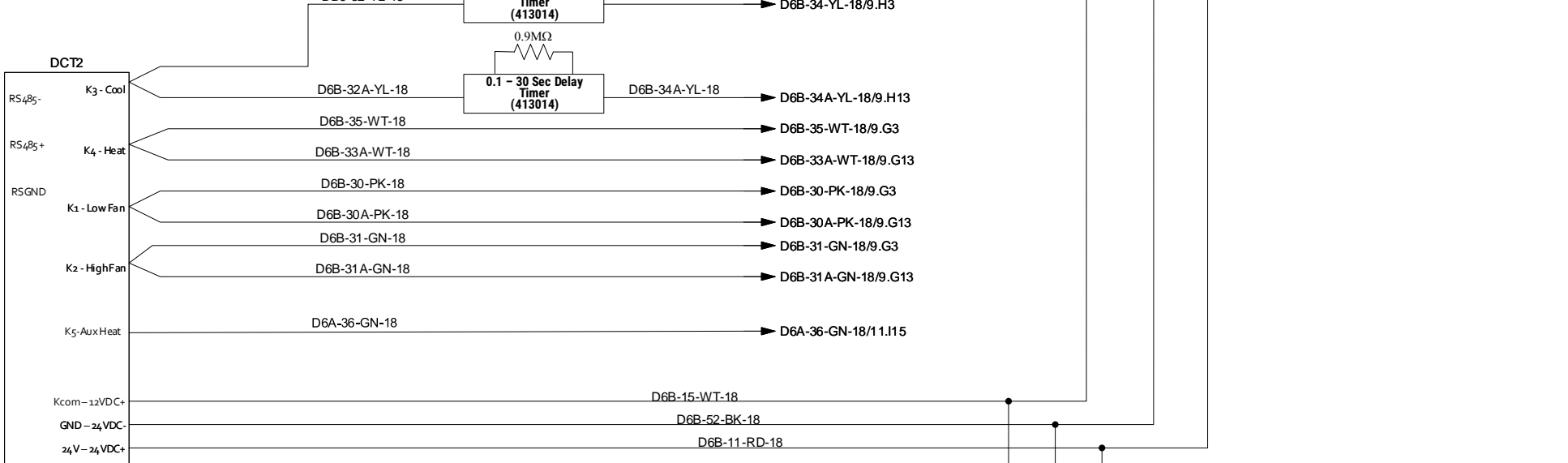
Each HVAC has a (409947) Heatstrip installed.

Proprietary And Confidential The information contained in this drawing is the sole property of Nomad GCS. Any reproduction in part, or as a whole, without written permission of Nomad GCS is prohibited.		Project TX_FortBend_MobileHealthClinic		
Drawn WSJ/MJ	Date 29 Jul 2021	Title HVAC		
File O:\Engineering\Wiring Diagrams\803661_TX_FortBend_MobileHealthClinic\803661-H06_rev 0.24.vsd		Drawing No 803661-H06	Revision 0.24	Page 9 of 29



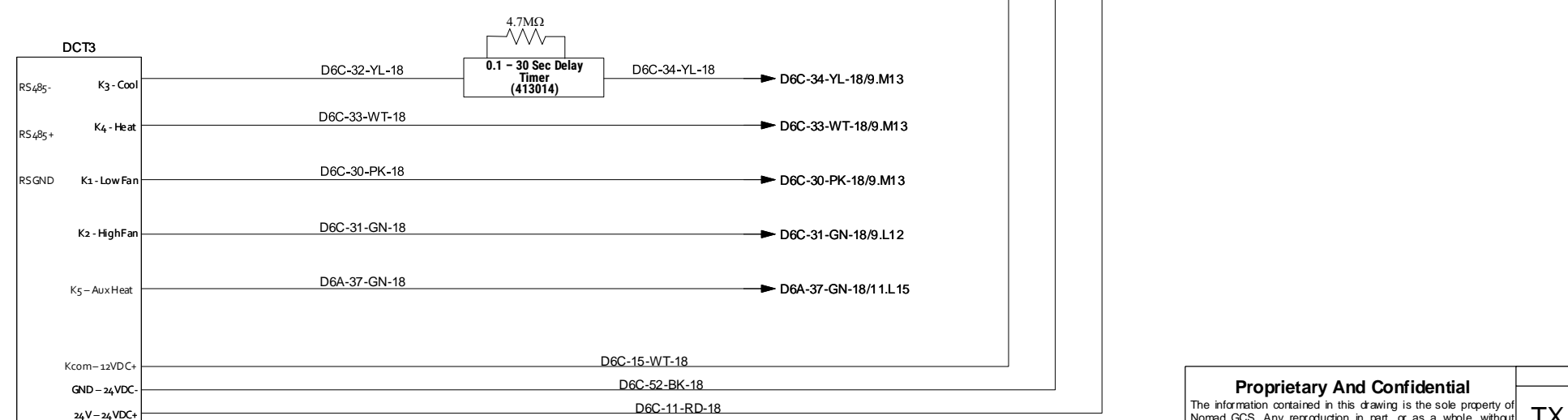
Digital Thermostat
Heat / Cool
(415892)

Front Room



Digital Thermostat
Heat / Cool
(415892)

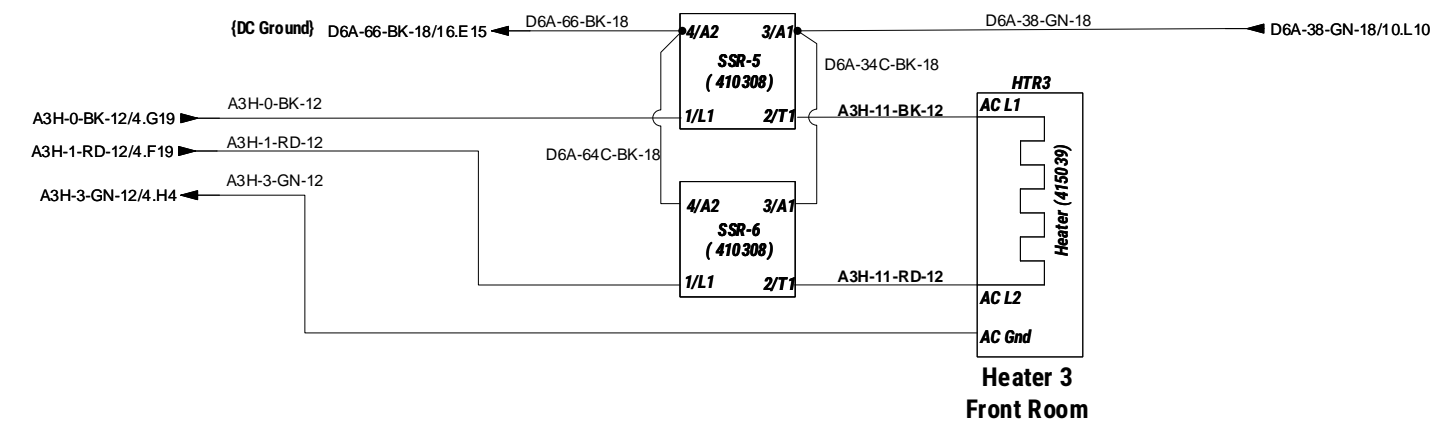
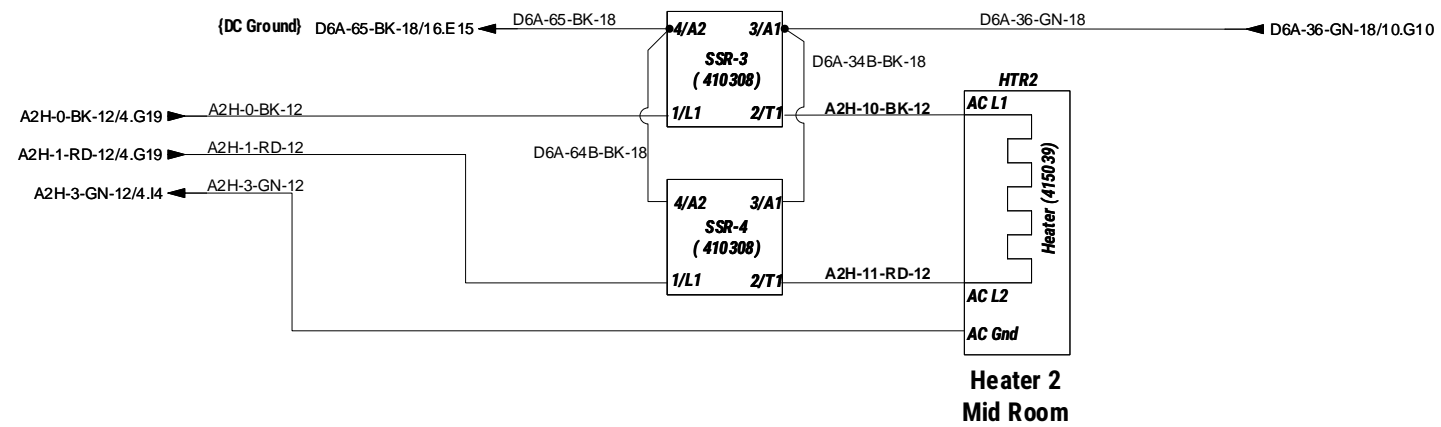
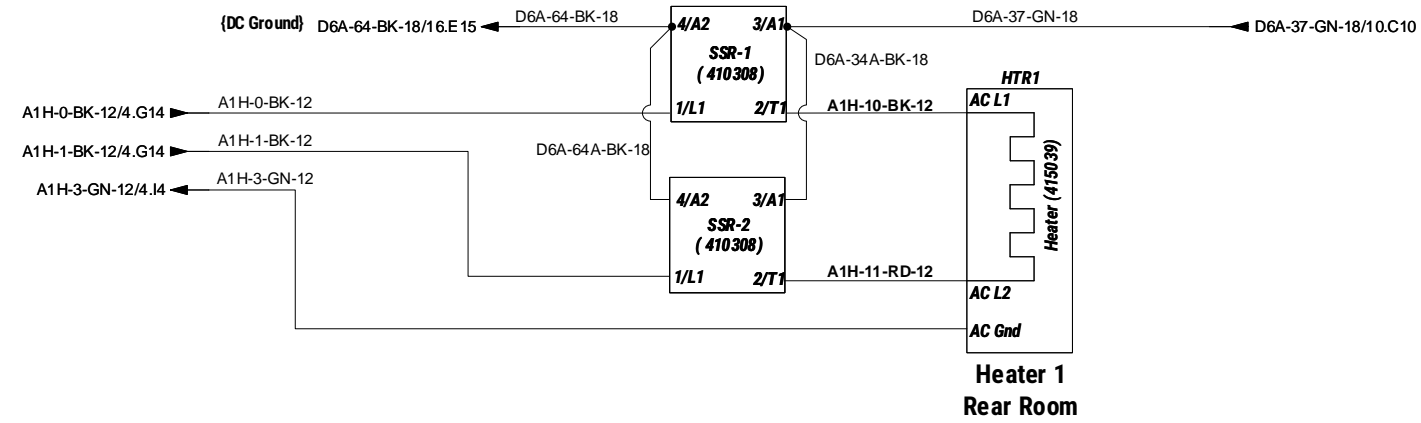
Mid Room




Digital Thermostat
Heat / Cool
(415892)

Rear Room

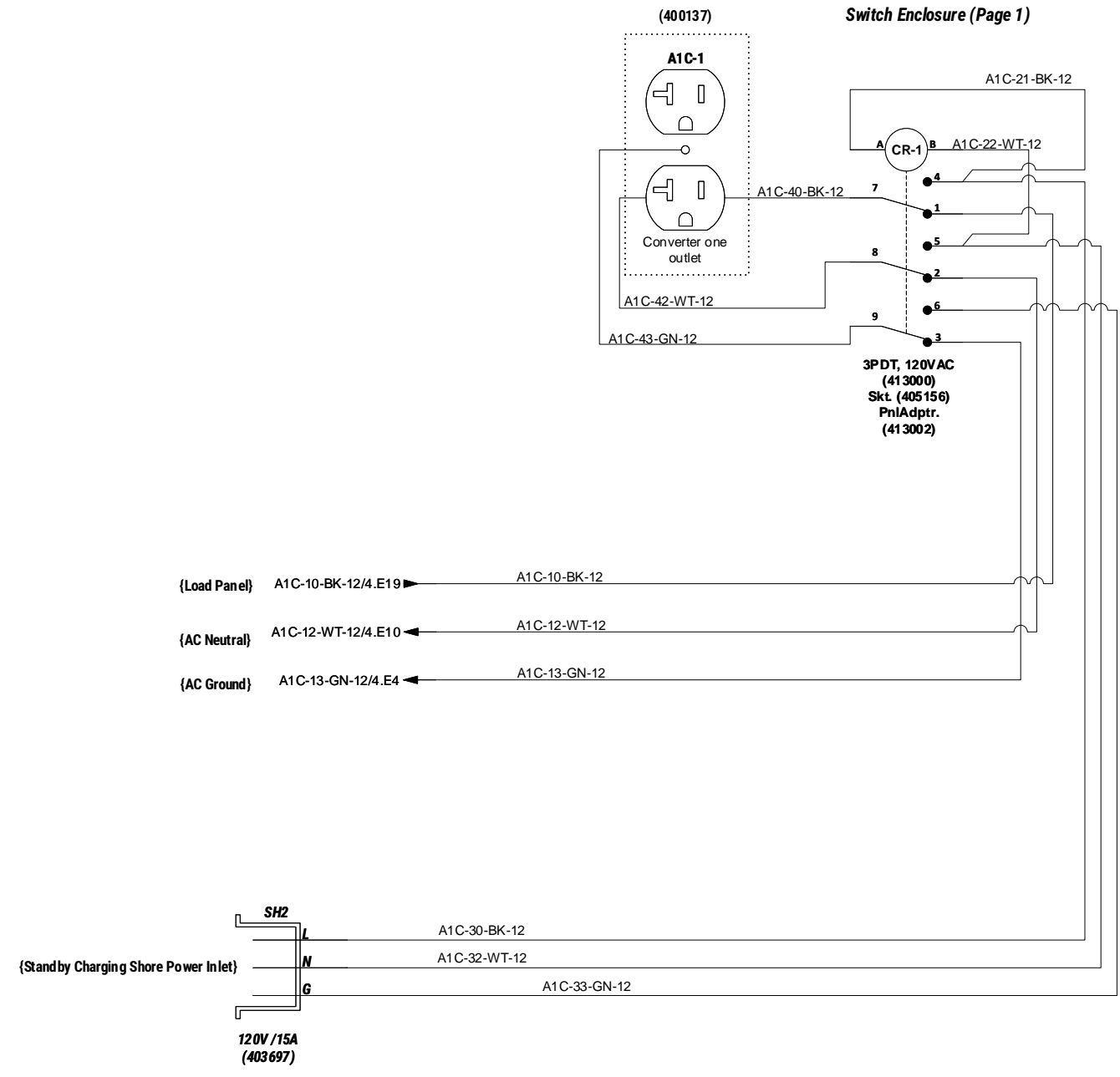
Proprietary And Confidential The information contained in this drawing is the sole property of Nomad GCS. Any reproduction in part, or as a whole, without written permission of Nomad GCS is prohibited.		Project TX_FortBend_MobileHealthClinic			
Drawn WSJ/MJ	Date 29 Jul 2021	Title HVAC Control			
File O:\Engineering\Wiring Diagrams\803661_TX_FortBend_MobileHealthClinic\803661-H06_rev 0.24.vsd		Drawing No 803661-H06	Revision 0.24	Page 10 of 29	



OK

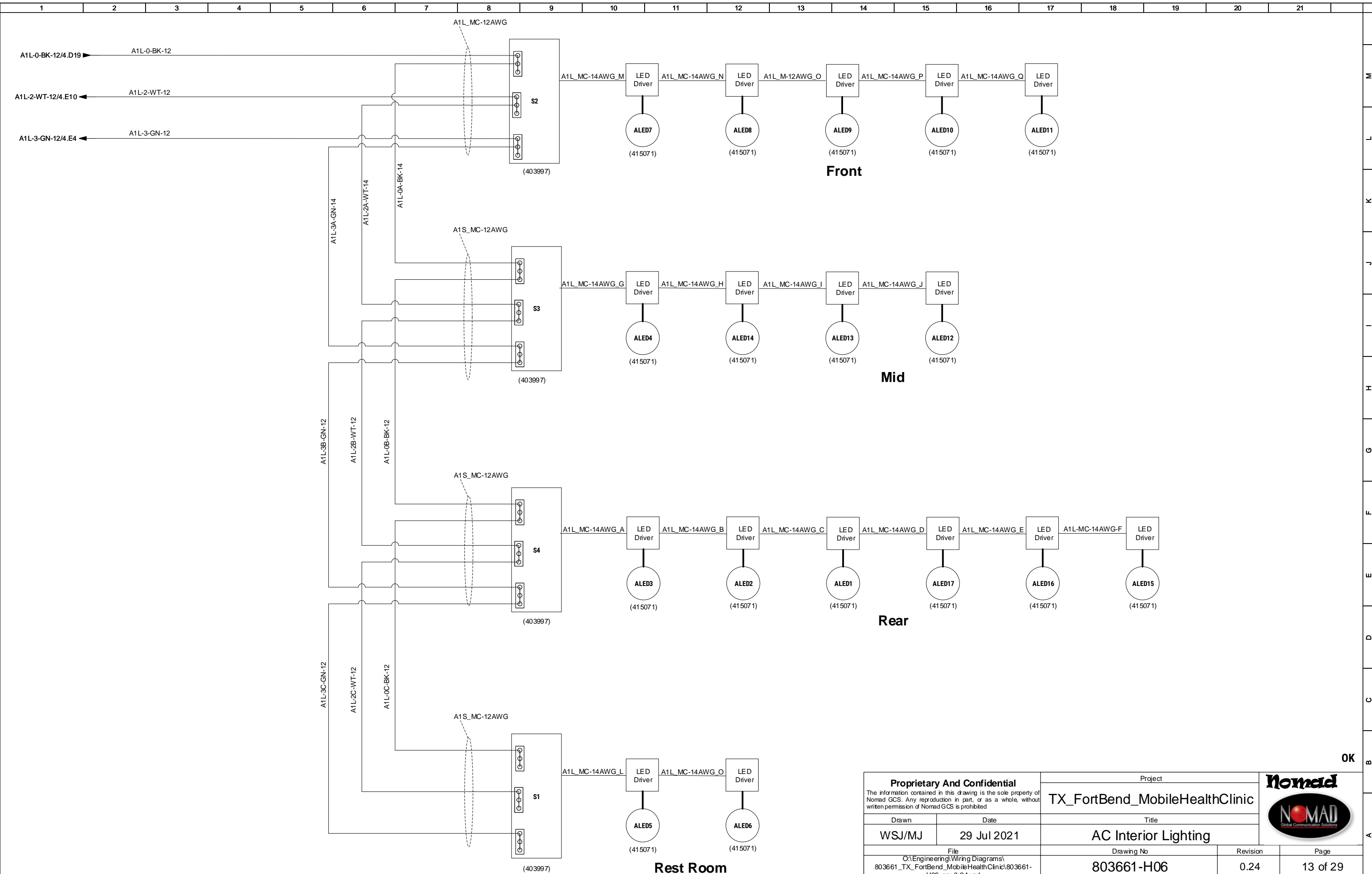
Proprietary And Confidential The information contained in this drawing is the sole property of Nomad GCS. Any reproduction in part, or as a whole, without written permission of Nomad GCS is prohibited.		Project		
		TX_FortBend_MobileHealthClinic		
Drawn	Date	Title		
WSJ/MJ	29 Jul 2021	AC Heaters		
File		Drawing No	Revision	Page
O:\Engineering\Wiring Diagrams\803661_TX_FortBend_MobileHealthClinic\803661-H06_rev 0.24.vsd		803661-H06	0.24	11 of 29

**Mount Relay in
NTC Automatic Transfer
Switch Enclosure (Page 1)**



OK

Proprietary And Confidential <small>The information contained in this drawing is the sole property of Nomad GCS. Any reproduction in part, or as a whole, without written permission of Nomad GCS is prohibited.</small>		Project		
		TX_FortBend_MobileHealthClinic		
Drawn	Date	Title		
WSJ/MJ	29 Jul 2021	AC Auxillary Converter Charging		
File		Drawing No	Revision	Page
O:\Engineering\Wiring Diagrams\803661_TX_FortBend_MobileHealthClinic\803661-H06_rev 0.24.vsd		803661-H06	0.24	12 of 29



Proprietary And Confidential
 The information contained in this drawing is the sole property of Nomad GCS. Any reproduction in part, or as a whole, without written permission of Nomad GCS is prohibited.


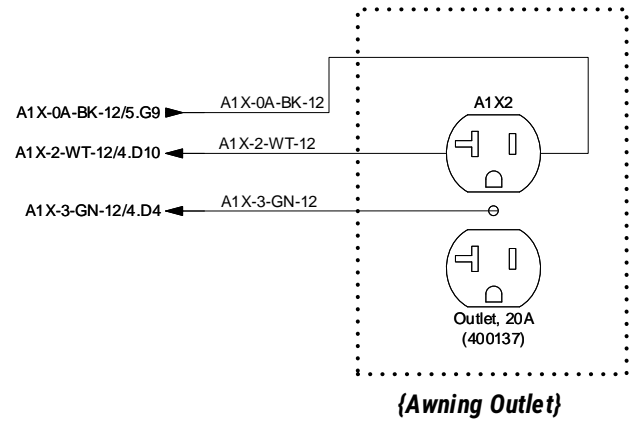
Drawn	Date
WSJ/MJ	29 Jul 2021

File: O:\Engineering\Wiring Diagrams\803661_TX_FortBend_MobileHealthClinic\803661-H06_rev 0.24.vsd


Project		TX_FortBend_MobileHealthClinic	
Title		AC Interior Lighting	
Drawing No	Revision	Page	
803661-H06	0.24	13 of 29	

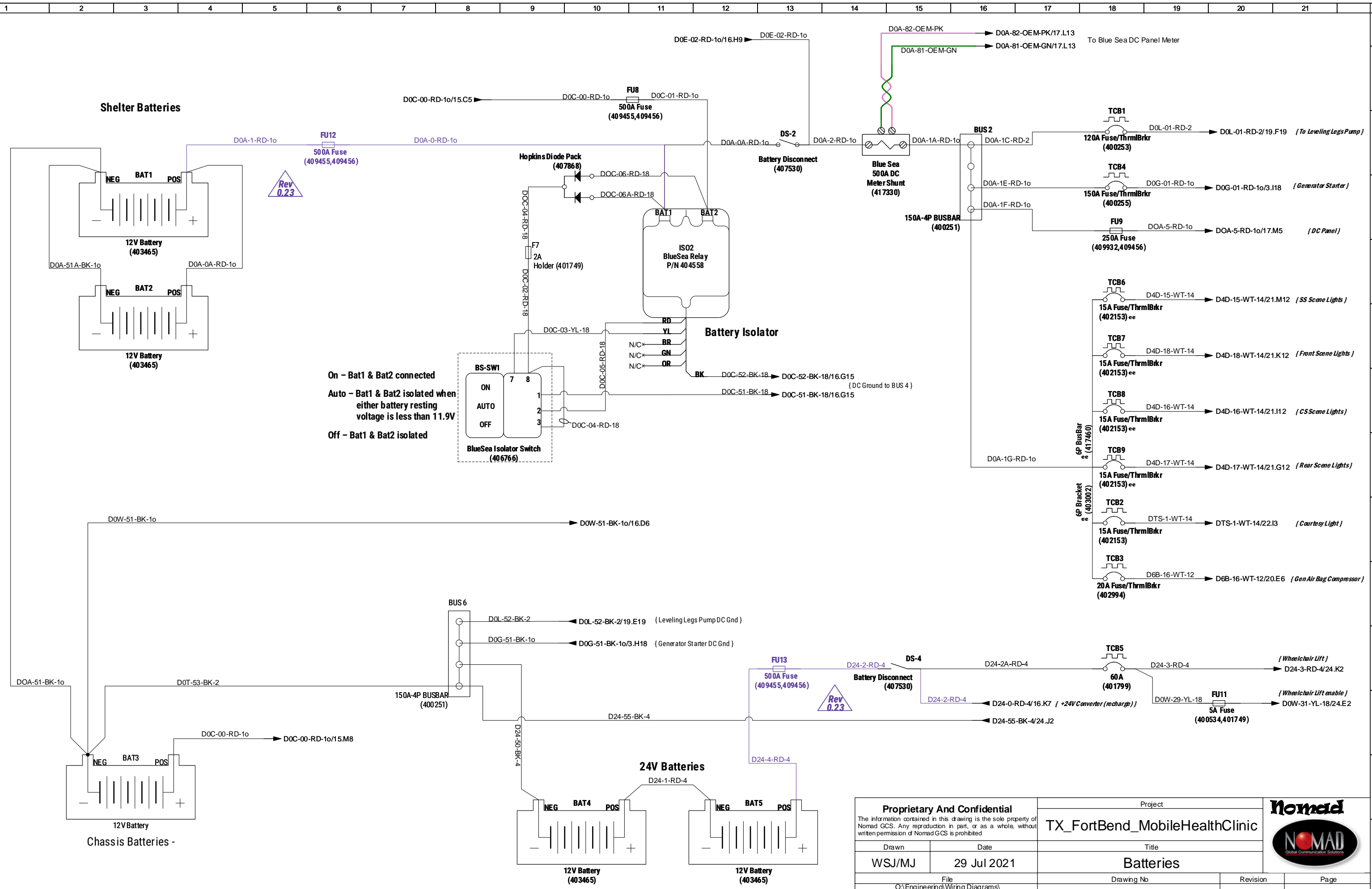


OK



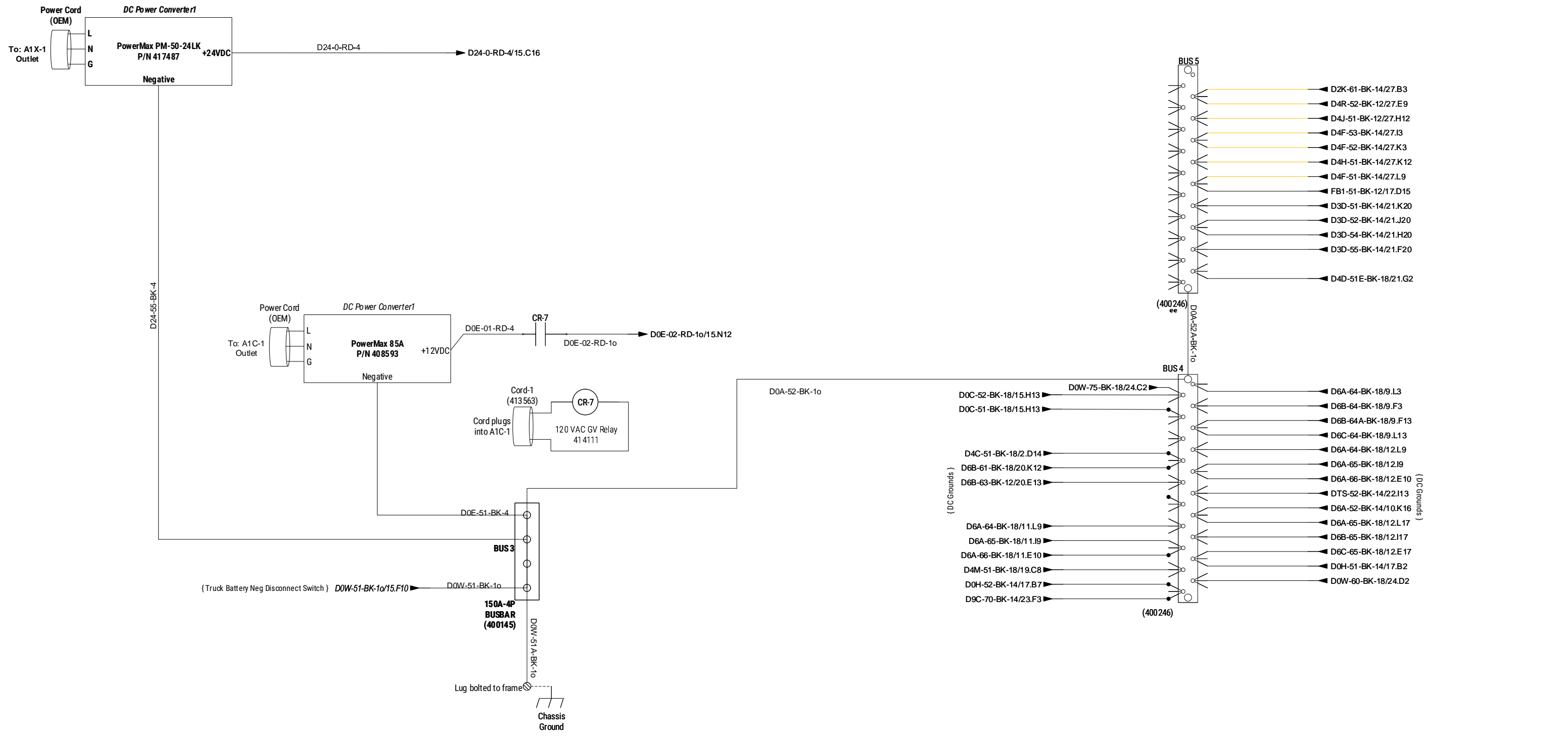
OK

Proprietary And Confidential <small>The information contained in this drawing is the sole property of Nomad GCS. Any reproduction in part, or as a whole, without written permission of Nomad GCS is prohibited.</small>		Project TX_FortBend_MobileHealthClinic		
Drawn WSJ/MJ	Date 29 Jul 2021	Title AC/DC Awning		
File O:\Engineering\Wiring Diagrams\803661_TX_FortBend_MobileHealthClinic\803661-H06_rev 0.24.vsd		Drawing No 803661-H06	Revision 0.24	Page 14 of 29

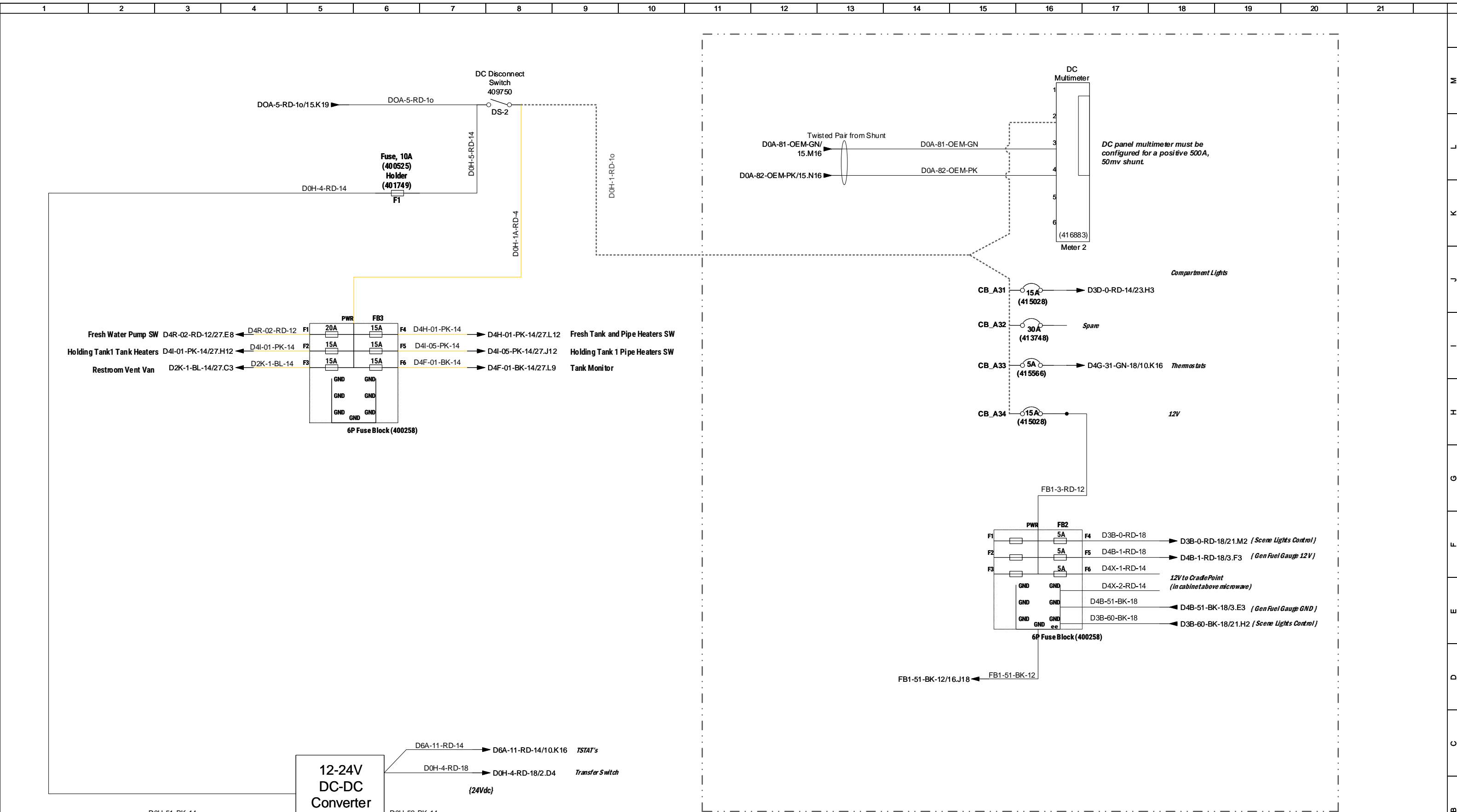


On - Bat1 & Bat2 connected
 Auto - Bat1 & Bat2 isolated when either battery resting voltage is less than 11.9V
 Off - Bat1 & Bat2 isolated

Proprietary And Confidential The information contained in this drawing is the sole property of Nomad GCS. Any reproduction in part, or as a whole, without written permission of Nomad GCS is prohibited.		Project TX_FortBend_MobileHealthClinic		
Drawn WSJ/MJ	Date 29 Jul 2021	Title Batteries		
File O:\Engineering\Wiring Diagrams\803661_TX_FortBend_MobileHealthClinic\803661-H06_rev 0.24.vsd		Drawing No 803661-H06	Revision 0.24	Page 15 of 29

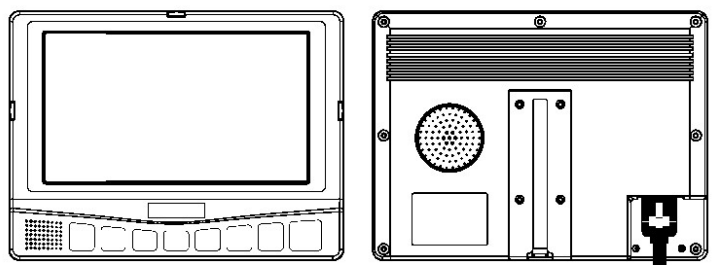


Proprietary And Confidential The information contained in this drawing is the sole property of Nomad GCS. Any reproduction in part, or as a whole, without written permission of Nomad GCS is prohibited.		Project TX_FortBend_MobileHealthClinic		
Drawn WSJ/MJ	Date 29 Jul 2021	Title DC Supply		
File O:\Engineering\Wiring Diagrams\ 803661_TX_FortBend_MobileHealthClinic\803661- H06_rev 0.24.vsd		Drawing No 803661-H06	Revision 0.24	Page 16 of 29



Proprietary And Confidential The information contained in this drawing is the sole property of Nomad GCS. Any reproduction in part, or as a whole, without written permission of Nomad GCS is prohibited.		Project	
		TX_FortBend_MobileHealthClinic	
Drawn	Date	Title	
WSJ/MJ	29 Jul 2021	DC Power Distribution	
File		Drawing No	Revision
O:\Engineering\Wiring Diagrams\803661_TX_FortBend_MobileHealthClinic\803661-H06_rev 0.24.vsd		803661-H06	0.24
		Page	
		17	29

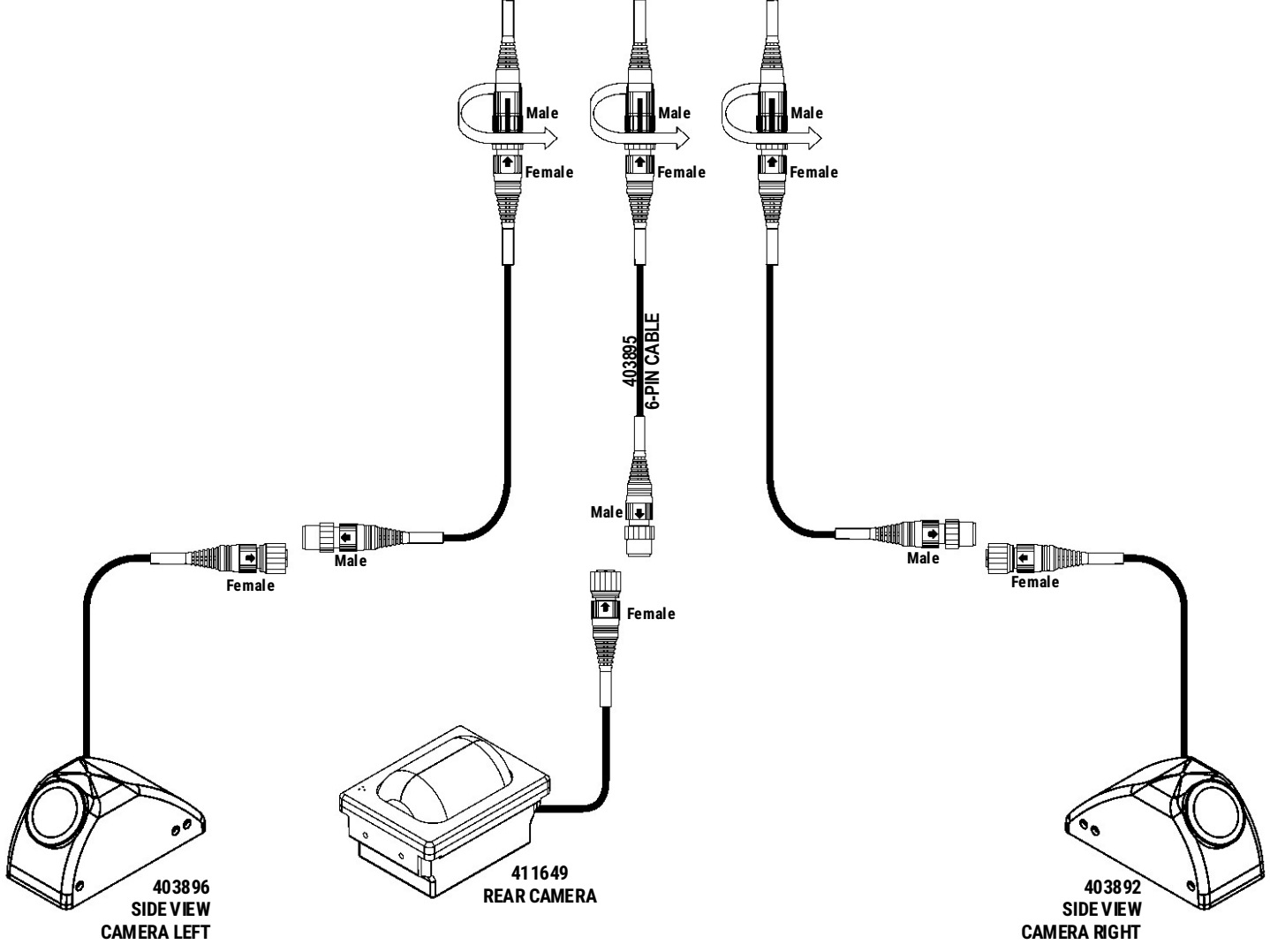




411648
7" MONITOR

Connects to Truck's BAT wire
DC Ground

D52-27-BK Connects to Truck wiring backup signal

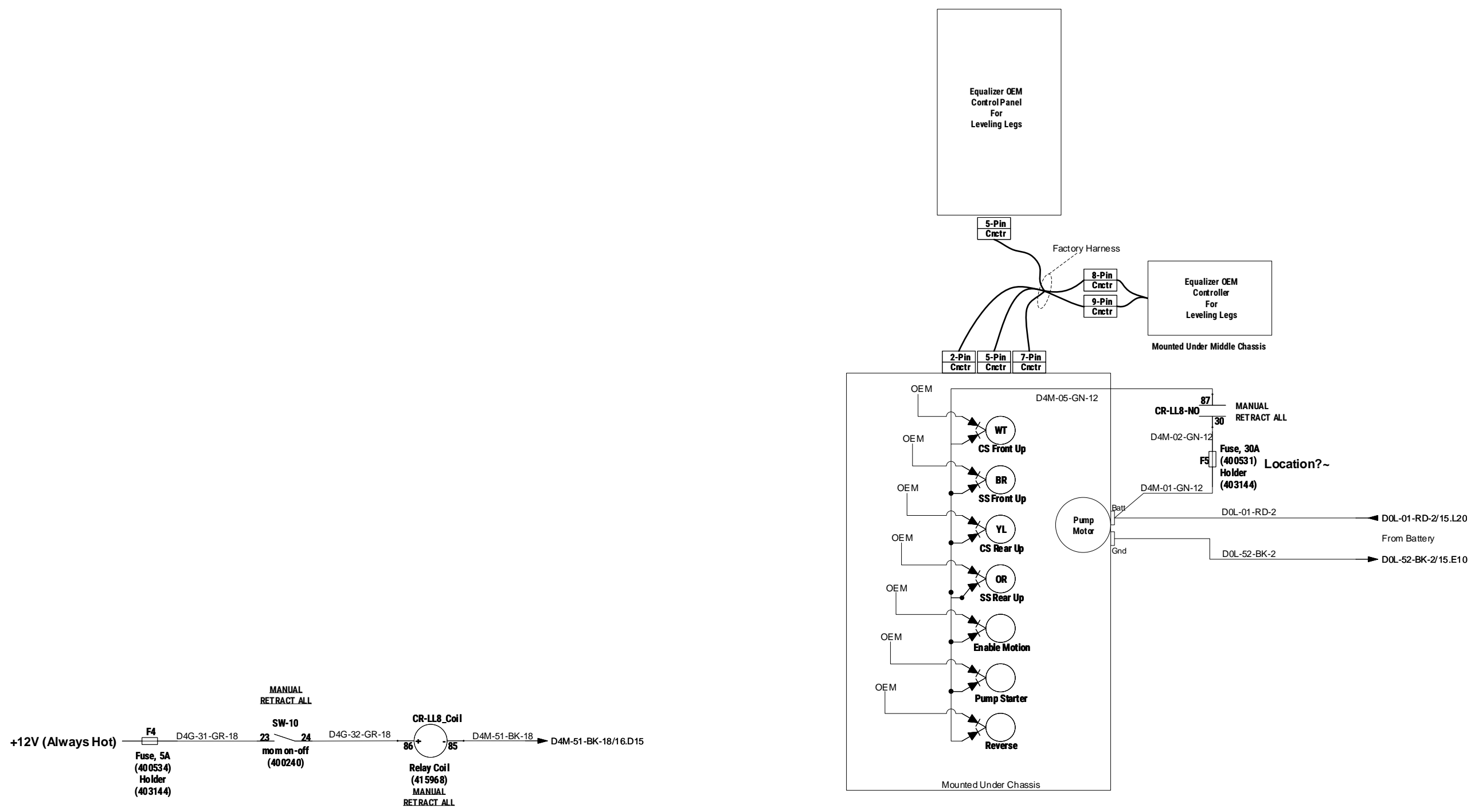



403896
SIDE VIEW
CAMERA LEFT

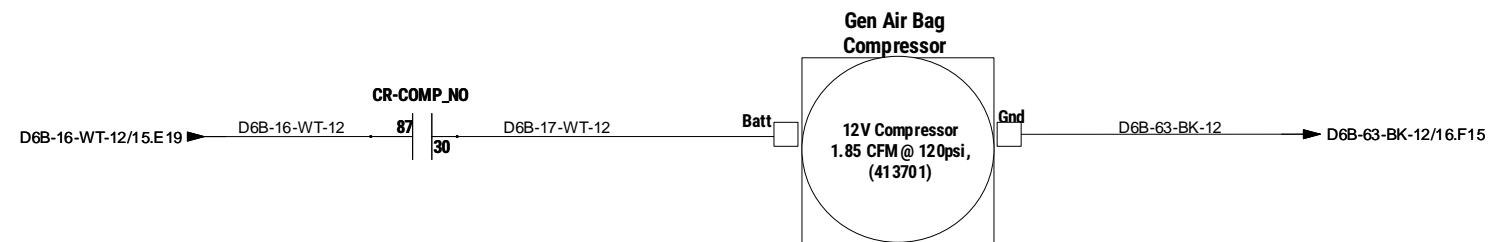
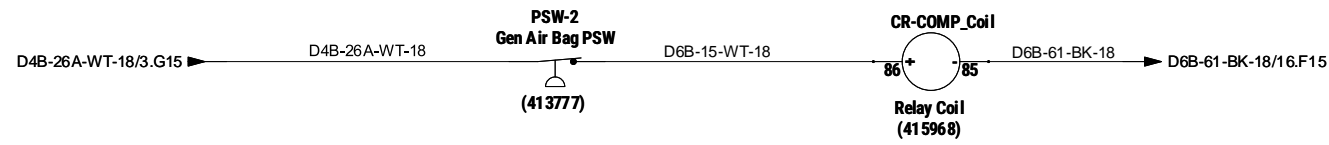
411649
REAR CAMERA


403892
SIDE VIEW
CAMERA RIGHT

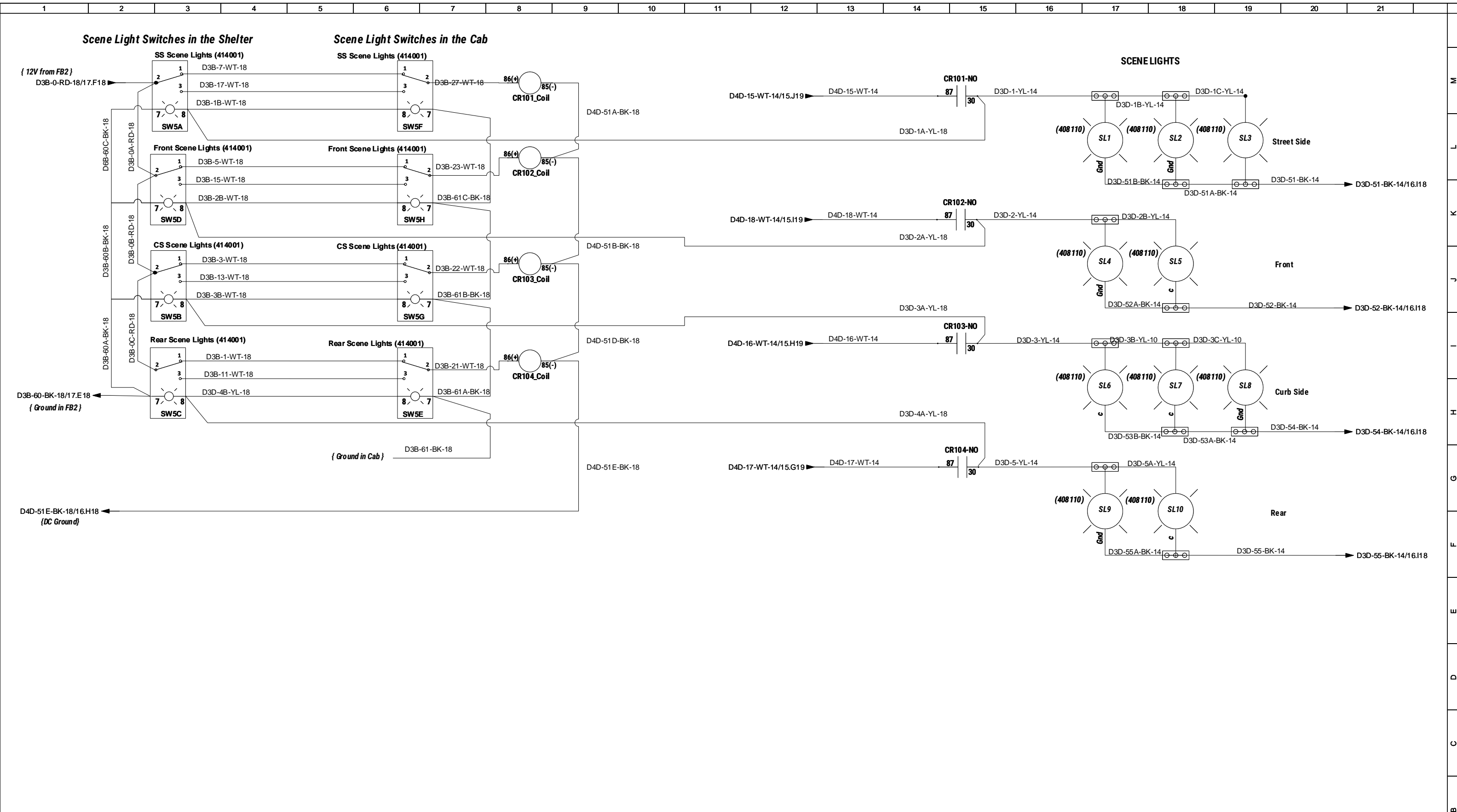
Proprietary And Confidential The information contained in this drawing is the sole property of Nomad GCS. Any reproduction in part, or as a whole, without written permission of Nomad GCS is prohibited.		Project TX_FortBend_MobileHealthClinic		
Drawn WSJ/MJ	Date 29 Jul 2021	Title DC Back Up Camera		
File O:\Engineering\Wiring Diagrams\803661_TX_FortBend_MobileHealthClinic\803661-H06_rev 0.24.vsd		Drawing No 803661-H06	Revision 0.24	Page 18 of 29




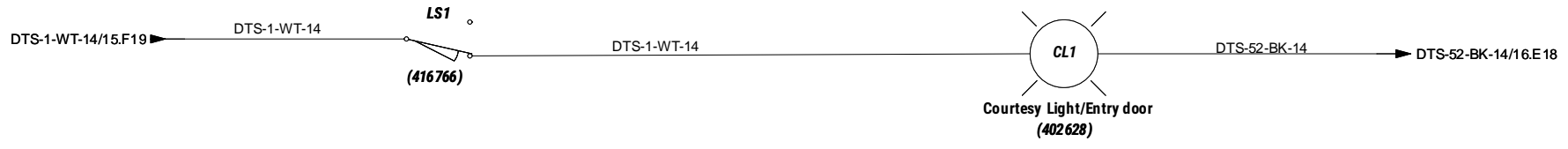
Proprietary And Confidential The information contained in this drawing is the sole property of Nomad GCS. Any reproduction in part, or as a whole, without written permission of Nomad GCS is prohibited.		Project TX_FortBend_MobileHealthClinic		
Drawn WSJ/MJ	Date 29 Jul 2021	Title DC Leveling Legs		
File O:\Engineering\Wiring Diagrams\ 803661_TX_FortBend_MobileHealthClinic\803661-H06_rev 0.24.vsd	Drawing No 803661-H06	Revision 0.24	Page 19 of 29	




Proprietary And Confidential <small>The information contained in this drawing is the sole property of Nomad GCS. Any reproduction in part, or as a whole, without written permission of Nomad GCS is prohibited.</small>		Project		
		TX_FortBend_MobileHealthClinic		
Drawn	Date	Title		
WSJ/MJ	29 Jul 2021	DC Gen Air Bag Compressor		
File		Drawing No	Revision	Page
O:\Engineering\Wiring Diagrams\803661_TX_FortBend_MobileHealthClinic\803661-H06_rev 0.24.vsd		803661-H06	0.24	20 of 29

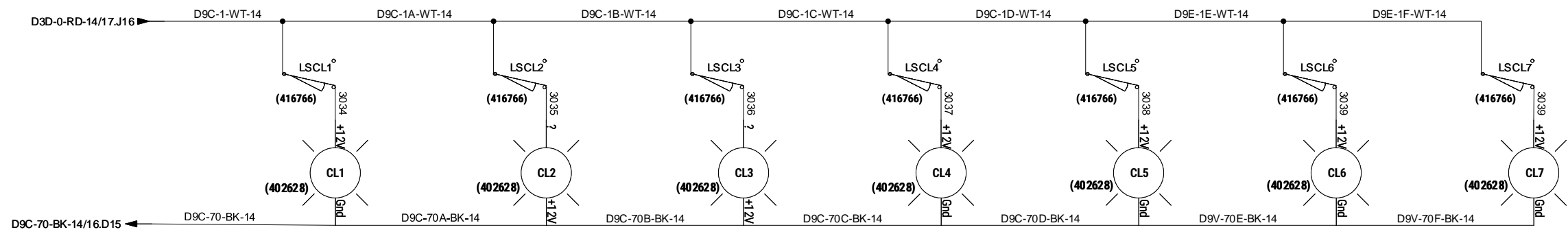


Proprietary And Confidential The information contained in this drawing is the sole property of Nomad GCS. Any reproduction in part, or as a whole, without written permission of Nomad GCS is prohibited.		Project TX_FortBend_MobileHealthClinic		
Drawn WSJ/MJ	Date 29 Jul 2021	Title DC Scene Lights		
File O:\Engineering\Wiring Diagrams\803661_TX_FortBend_MobileHealthClinic\803661-H06_rev 0.24.vsd		Drawing No 803661-H06	Revision 0.24	Page 21 of 29




Proprietary And Confidential <small>The information contained in this drawing is the sole property of Nomad GCS. Any reproduction in part, or as a whole, without written permission of Nomad GCS is prohibited.</small>		Project TX_FortBend_MobileHealthClinic		
Drawn WSJ/MJ	Date 29 Jul 2021	Title DC Courtsey Light		
File O:\Engineering\Wiring Diagrams\803661_TX_FortBend_MobileHealthClinic\803661-H06_rev 0.24.vsd		Drawing No 803661-H06	Revision 0.24	Page 22 of 29

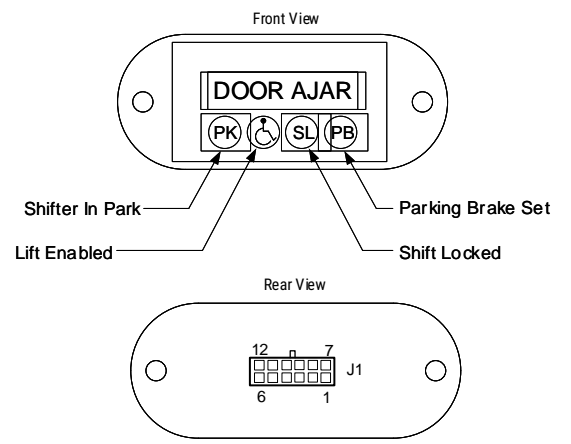
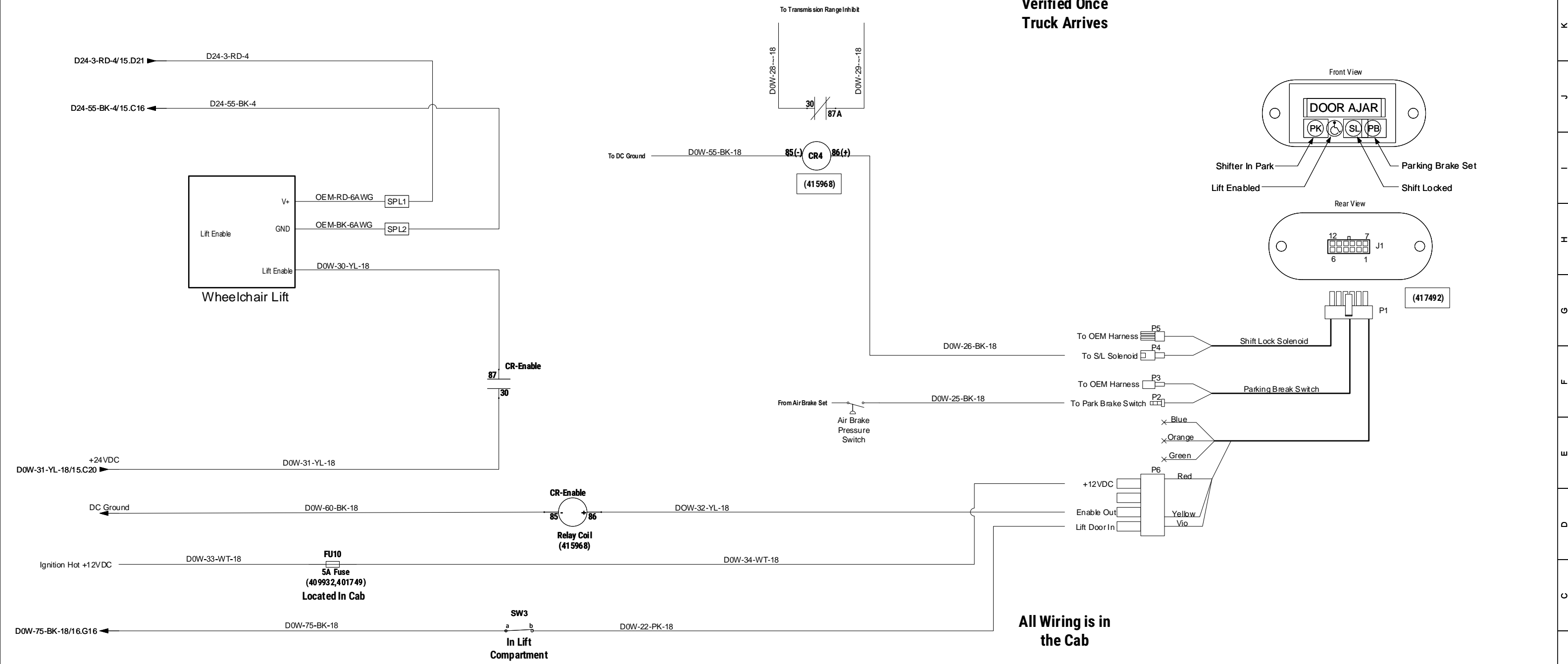
M
L
K
J
I
H
G
F
E
D
C
B
A



Compartment Lights

Proprietary And Confidential <small>The information contained in this drawing is the sole property of Nomad GCS. Any reproduction in part, or as a whole, without written permission of Nomad GCS is prohibited.</small>		Project		
		TX_FortBend_MobileHealthClinic		
Drawn	Date	Title		
WSJ/MJ	29 Jul 2021	DC Compartment Lights		
File		Drawing No	Revision	Page
O:\Engineering\Wiring Diagrams\803661_TX_FortBend_MobileHealthClinic\803661-H06_rev 0.24.wsd		803661-H06	0.24	23 of 29


**Interlock
Wiring to be
Verified Once
Truck Arrives**

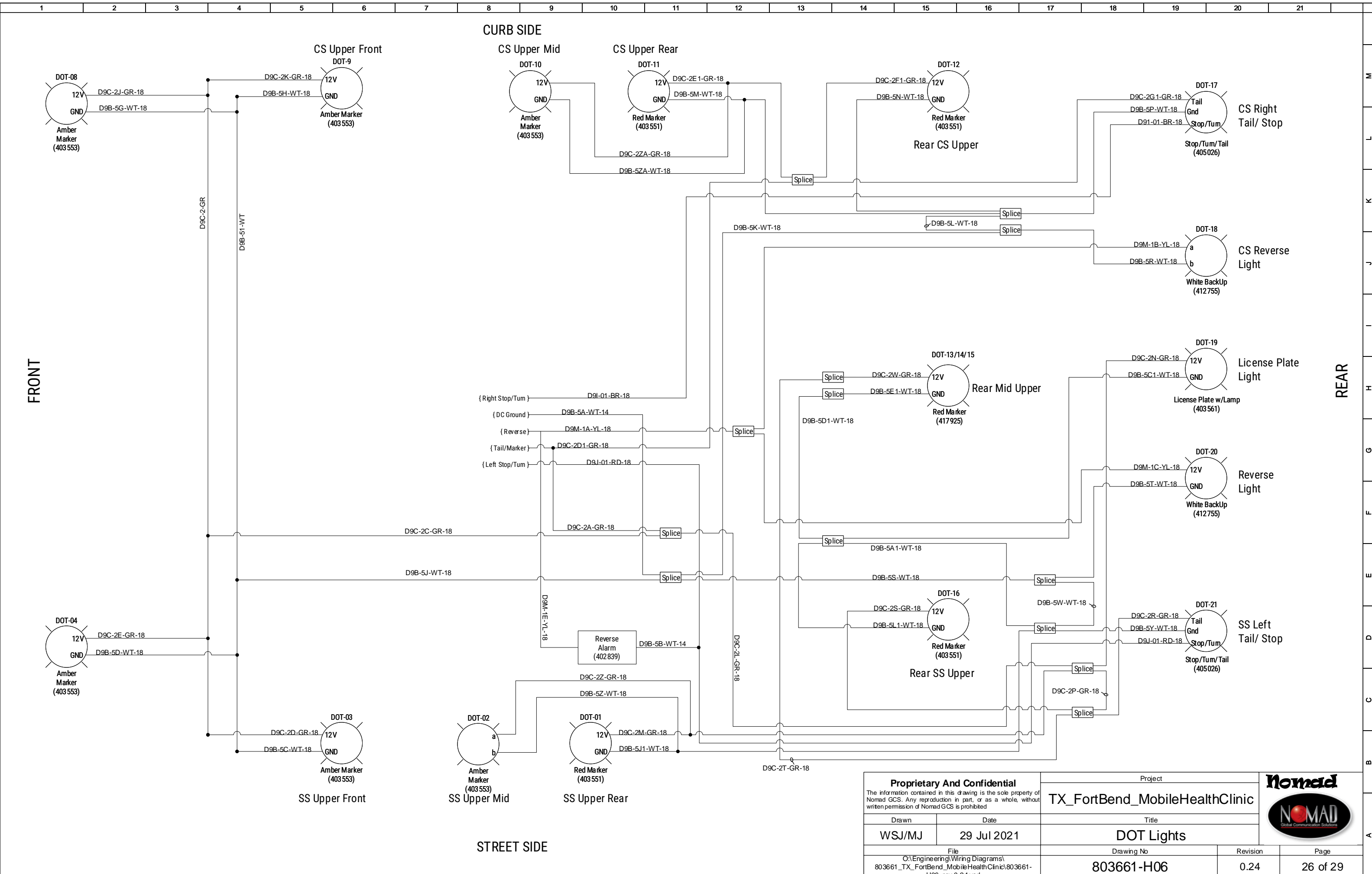


**All Wiring is in
the Cab**

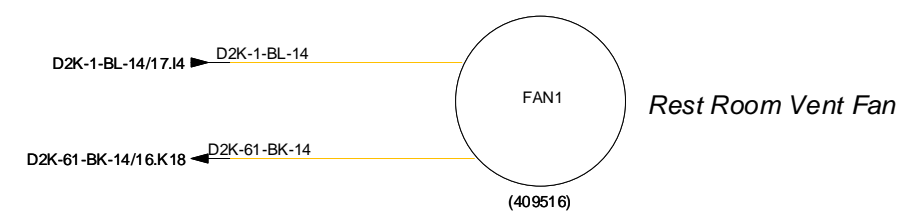
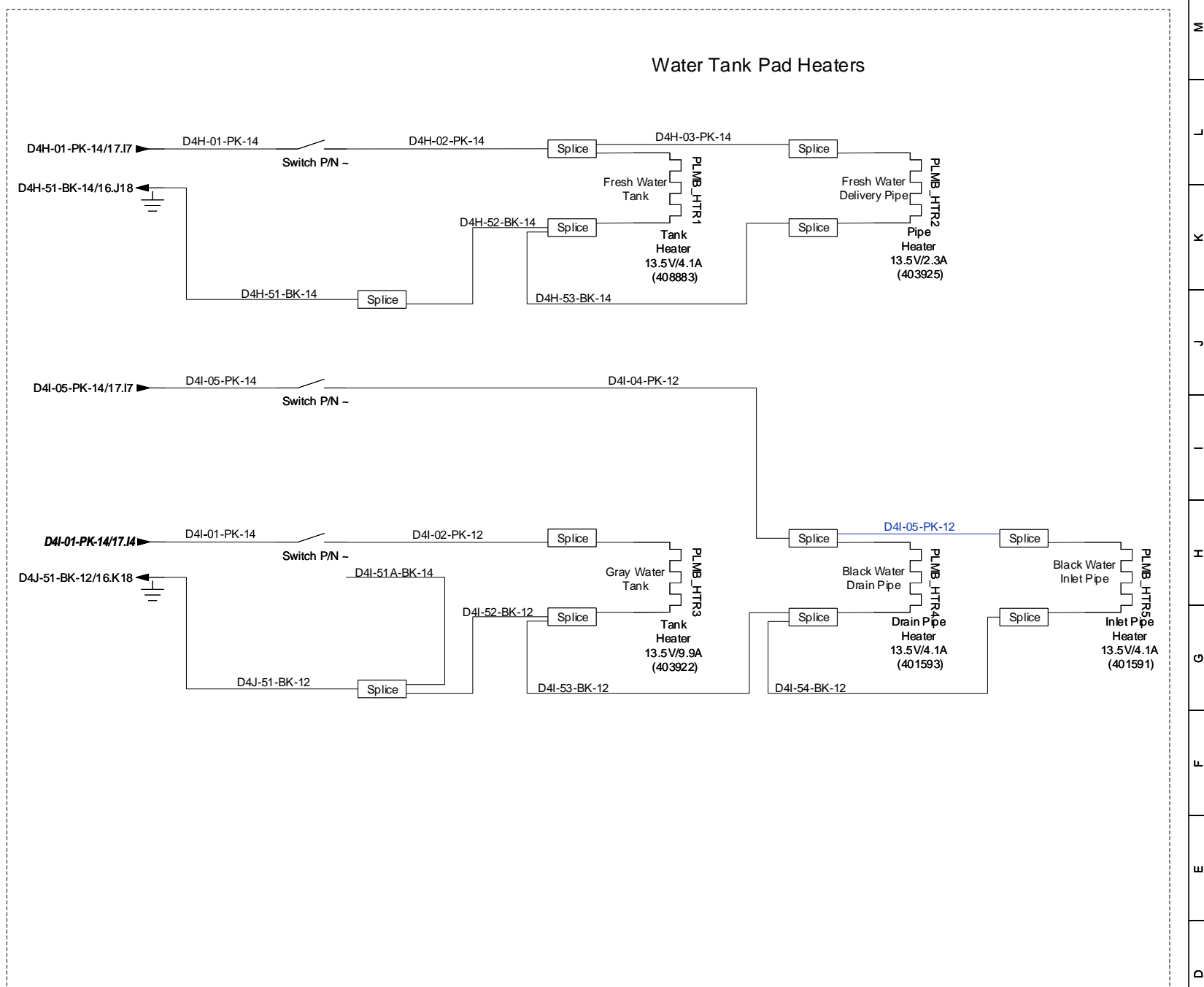
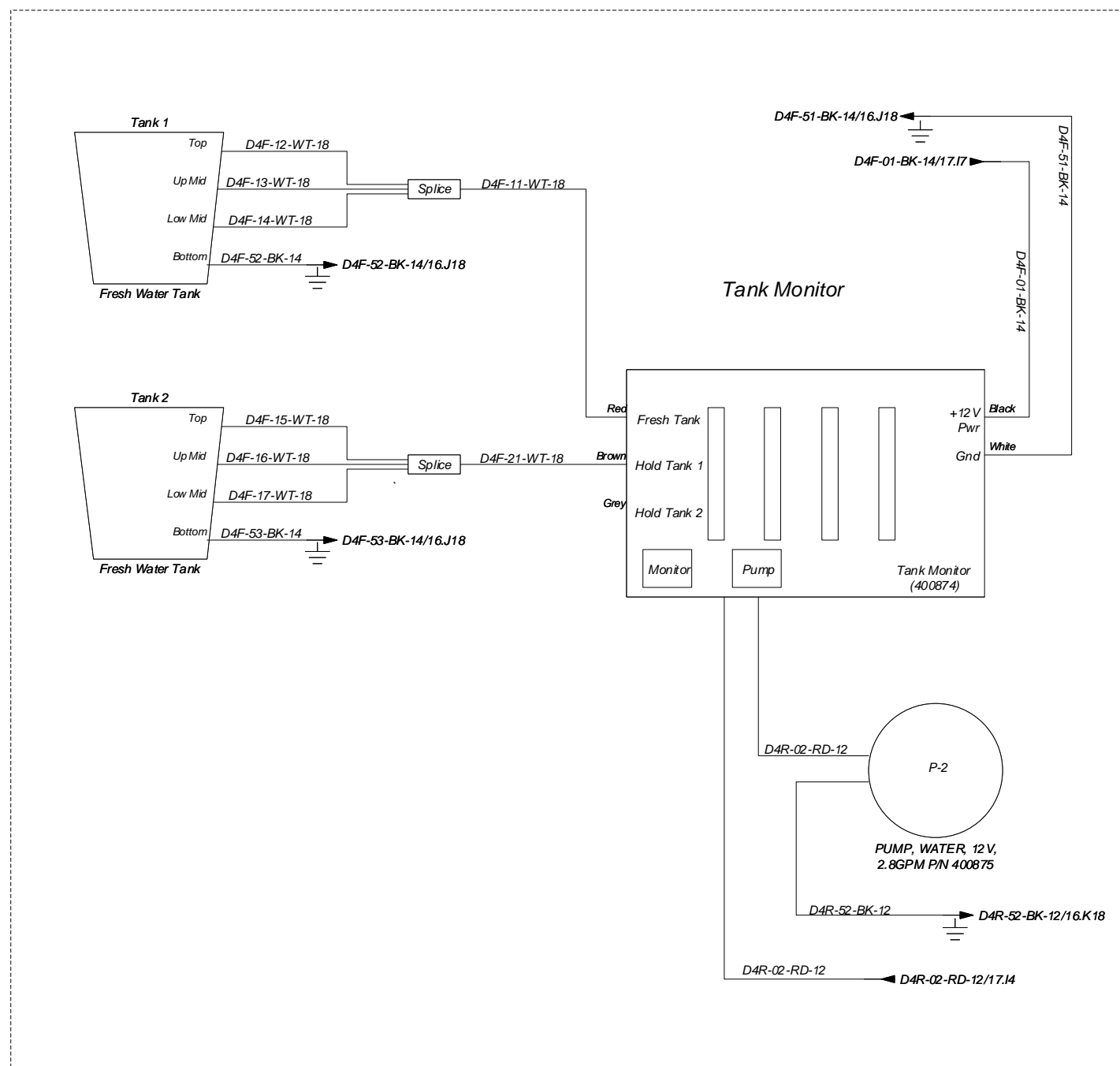
Proprietary And Confidential The information contained in this drawing is the sole property of Nomad GCS. Any reproduction in part, or as a whole, without written permission of Nomad GCS is prohibited.		Project TX_FortBend_MobileHealthClinic		Nomad GCS	
Drawn WSJ/MJ	Date 29 Jul 2021	Title DC Wheelchair Lift			
File O:\Engineering\Wiring Diagrams\803661_TX_FortBend_MobileHealthClinic\803661-H06_rev 0.24.vsd		Drawing No 803661-H06	Revision 0.24		

No NTC

Proprietary And Confidential <small>The information contained in this drawing is the sole property of Nomad GCS. Any reproduction in part, or as a whole, without written permission of Nomad GCS is prohibited</small>		Project		Nomad GCS 
Drawn		Title		
Date		Revision		
WSJ/MJ	29 Jul 2021	TX_FortBend_MobileHealthClinic		
File		Drawing No	Revision	Page
O:\Engineering\Wiring Diagrams\803661_TX_FortBend_MobileHealthClinic\803661-H06_rev 0.24.vsd		803661-H06	0.24	25 of 29

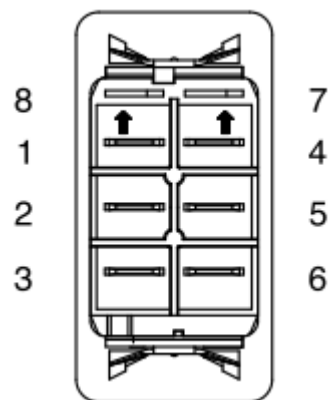


Proprietary And Confidential The information contained in this drawing is the sole property of Nomad GCS. Any reproduction in part, or as a whole, without written permission of Nomad GCS is prohibited.		Project TX_FortBend_MobileHealthClinic		
Drawn WSJ/MJ	Date 29 Jul 2021	Title DOT Lights		
File O:\Engineering\Wiring Diagrams\803661_TX_FortBend_MobileHealthClinic\803661-H06_rev 0.24.vsd		Drawing No 803661-H06	Revision 0.24	Page 26 of 29

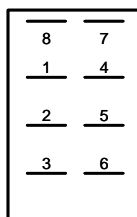


Proprietary And Confidential The information contained in this drawing is the sole property of Nomad GCS. Any reproduction in part, or as a whole, without written permission of Nomad GCS is prohibited.		Project TX_FortBend_MobileHealthClinic		
Drawn WSJ/MJ	Date 29 Jul 2021	Title Rest Room Plumbing / Vent Fan		
File O:\Engineering\Wiring Diagrams\803661_TX_FortBend_MobileHealthClinic\803661-H06_rev 0.24.vsd		Drawing No 803661-H06	Revision 0.24	Page 27 of 29

Contura Switches



Contura Switch Master Pinout

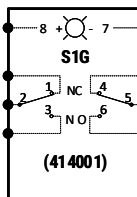


Pushing lever "Up" connects pins 2-3 & 5-6

Some pins will not be present, but numbers and locations don't change.

"Down" is Normal, Default, Off


When Pin 8 not present, Positive side of Top LED (On) connects to Pin 3 internally (lights up when switch is Up)



Proprietary And Confidential The information contained in this drawing is the sole property of Nomad GCS. Any reproduction in part, or as a whole, without written permission of Nomad GCS is prohibited.		Project TX_FortBend_MobileHealthClinic		
Drawn WSJ/MJ	Date 29 Jul 2021	Title Appendix A		
File O:\Engineering\Wiring Diagrams\803661_TX_FortBend_MobileHealthClinic\803661-H06_rev 0.24.vsd		Drawing No 803661-H06	Revision 0.24	Page 28 of 29

M
L
K
J
I
H
G
F
E
D
C
B
A

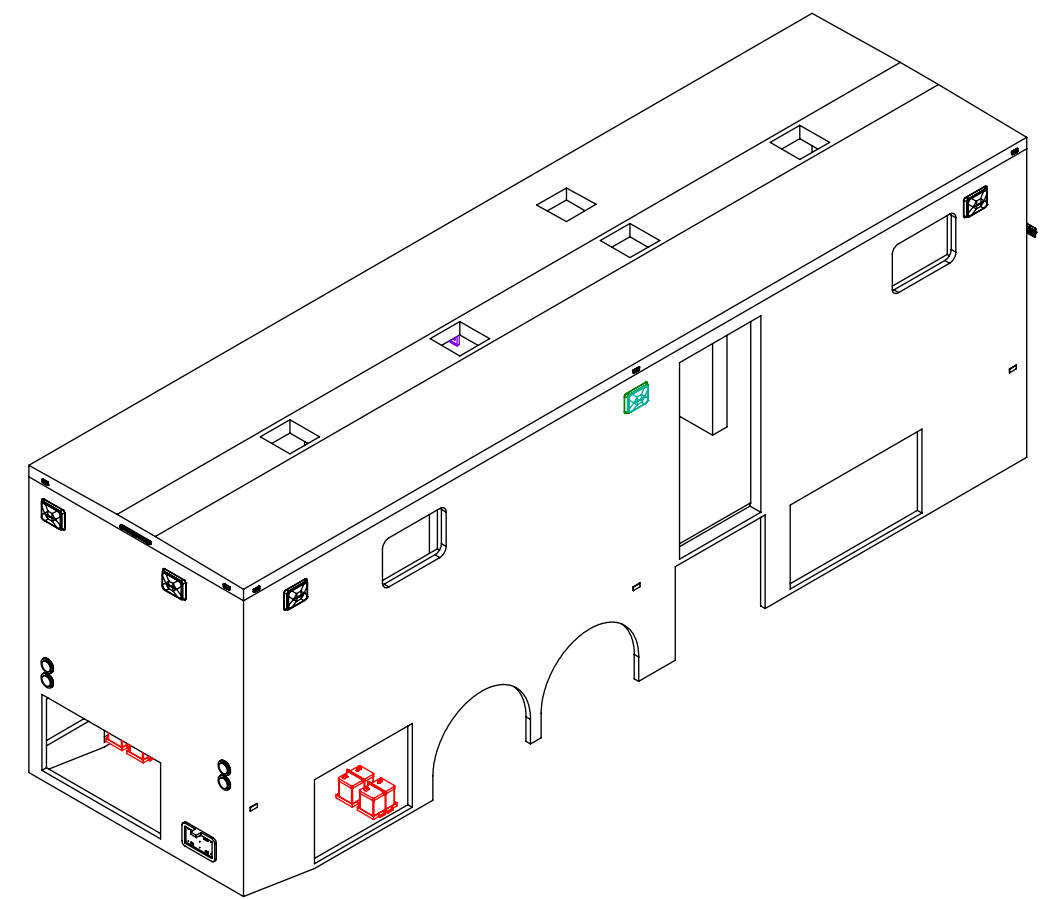
BLANK

Proprietary And Confidential <small>The information contained in this drawing is the sole property of Nomad GCS. Any reproduction in part, or as a whole, without written permission of Nomad GCS is prohibited.</small>		Project TX_FortBend_MobileHealthClinic		
Drawn WSJ/MJ	Date 29 Jul 2021	Title BLANK		
File O:\Engineering\Wiring Diagrams\803661_TX_FortBend_MobileHealthClinic\803661-H06_rev 0.24.vsd		Drawing No 803661-H06	Revision 0.24	Page 29 of 29

8 7 6 5 4 3 2 1

NOTES: UNLESS OTHERWISE SPECIFIED, **ALL BEND ANGLES = 90°**, **ALL BEND RADIUS = 0.250"**

REVISION NOTES				
ZONE	REV.	DESCRIPTION	DATE	APPROVED



D
C
B
A

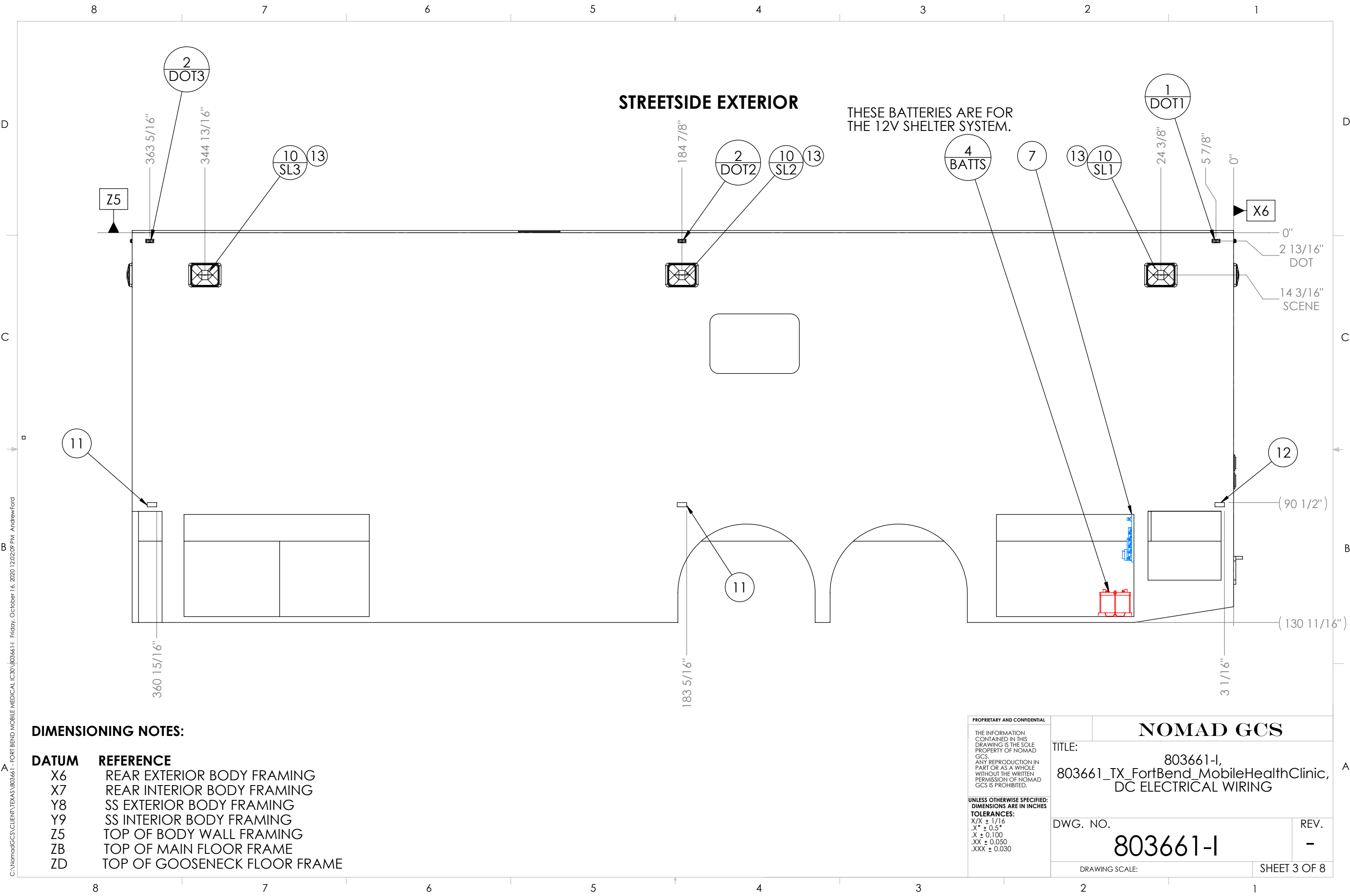
D
C
B
A

ITEM NO.	DESCRIPTION	PART NUMBER	QTY.	SUPPLIED BY:
1	LIGHT, 2 RED LEDS, 12VDC, INT/EXT LIGHT BAR, COMMAND ELECTRONICS, ASSEMBLY	102406	4	ASSEMBLY
2	LIGHT, 2 AMBER LEDS, 12VDC, INT/EXT LIGHT BAR, COMMAND ELECTRONICS, ASSEMBLY	102407	6	ASSEMBLY
3	LIGHT, SURFACE MOUNT, 20 RED LEDS, 12VDC, STOP-TURN-TAIL LIGHT, WITH REFLEX, WITH GASKET, COMMAND ELECTRONICS, ASSEMBLY	105692	2	ASSEMBLY
4	BATTERY GROUP, 12V, DEEP CYCLE, 85AH, CENTENNIAL, DC24MF W/TRAY	107583	4	ASSEMBLY
5	SWITCH ASSEMBLY, 12V, CONTURA, 4 SWITCH, 'SS SCENE LTS, CS SCENE LTS, REAR SCENE LTS, FRONT SCENE LIGHTS', RED LENS (X4)	108213	2	FAB,ASY
6	LIGHT, SURFACE MOUNT, 21 WHITE LEDS, 12VDC, BACK-UP LIGHT, WITH GASKET, COMMAND ELECTRONICS, 003-6019, ASSEMBLY	109971	2	ASSEMBLY
7	ELECTRICAL COMPONENT ASSEMBLY, BATTERY, BATTERY COMPARTMENT, FOR 802756	112349	1	NOMAD FABRICATED
8	LIGHT, 12V, LED, REAR IDENTIFICATION LIGHT BAR, 3 LED, RED, OPTRONICS, MCL98RB, ASSEMBLY	119196	1	ASSEMBLY
9	HOLDER, LICENSE PLATE, BLACK PLASTIC W/ LIGHT, COMMAND ELECTRONICS	403561	1	VENDOR STANDARD
10	LIGHT, 12V, LED, SCENE LIGHT, 9X7, FEDERAL SIGNAL, QL97LEDSCENE	408110	10	VENDOR STANDARD
11	REFLECTOR, AMBER, 3.18L X 1.44W, ADHESIVE BACKING	410767	4	VENDOR STANDARD
12	REFLECTOR, RED, 3.18L X 1.44W, ADHESIVE BACKING	410771	2	VENDOR STANDARD
13	LIGHT, FLANGE, FOR 9X7 LIGHT, CHROME, FEDERAL SIGNAL, QL97MC	414988	10	VENDOR STANDARD
14	THERMOSTAT, BACNET TSTAT8, 12~24VAC/DC, MODBUS, TSAT8	415892	3	VENDOR STANDARD
15	MOUNT, TABLET, VESA, SECURITY HOLDER, LOCKABLE, 9.75"-13" X 7"-9.75"	416959	1	VENDOR STANDARD
16	WHEELCHAIR LIFT INTERLOCK MODULE, WITH HARNESS, INPOWER ITM126	417492	1	VENDOR STANDARD
17	CONVERTER, 24V, 55A, 120V, POWERMAX, PM3-50-24LK	417487	1	VENDOR STANDARD

QTY	PROJECT											
<p>UNLESS OTHERWISE SPECIFIED:</p> <p>DIMENSIONS ARE IN INCHES</p> <p>TOLERANCES: X/X ± 1/16 .X° ± 0.5° .X ± 0.100 .XX ± 0.050 .XXX ± 0.030</p> <p>PRODUCED BY: NOMAD FABRICATED</p> <p>MATERIAL Material <not specified></p> <p>FINISH NONE</p> <p>WEIGHT 247.25</p>		<p>PROPRIETARY AND CONFIDENTIAL</p> <p>THE INFORMATION CONTAINED IN THIS DRAWING IS THE SOLE PROPERTY OF NOMAD GCS. ANY REPRODUCTION IN PART OR AS A WHOLE WITHOUT THE WRITTEN PERMISSION OF NOMAD GCS IS PROHIBITED.</p> <table border="1"> <thead> <tr> <th>NAME</th> <th>DATE</th> </tr> </thead> <tbody> <tr> <td>DRAWN ATF</td> <td>10/8/2020</td> </tr> <tr> <td>ENGINEER ATF</td> <td>9/16/2020</td> </tr> <tr> <td>Q.A.</td> <td></td> </tr> <tr> <td>MFG APPR.</td> <td></td> </tr> </tbody> </table>	NAME	DATE	DRAWN ATF	10/8/2020	ENGINEER ATF	9/16/2020	Q.A.		MFG APPR.	
NAME	DATE											
DRAWN ATF	10/8/2020											
ENGINEER ATF	9/16/2020											
Q.A.												
MFG APPR.												
<p>NOMAD GCS</p> <p>TITLE: 803661-I, 803661_TX_FortBend_MobileHealthClinic, DC ELECTRICAL WIRING</p> <p>DWG. NO. 803661-I</p> <p>REV. -</p>												
<p>DO NOT SCALE DRAWING</p> <p>SHEET 1 OF 8</p>												

8 7 6 5 4 3 2 1

C:\NomadGCS\CLIENT\TEXAS\803661-1 - FORT BEND MOBILE MEDICAL\CS\803661-1 Friday, October 16, 2020 12:02:09 PM Andrew Ford



STREETSIDE EXTERIOR

THESE BATTERIES ARE FOR THE 12V SHELTER SYSTEM.

DIMENSIONING NOTES:

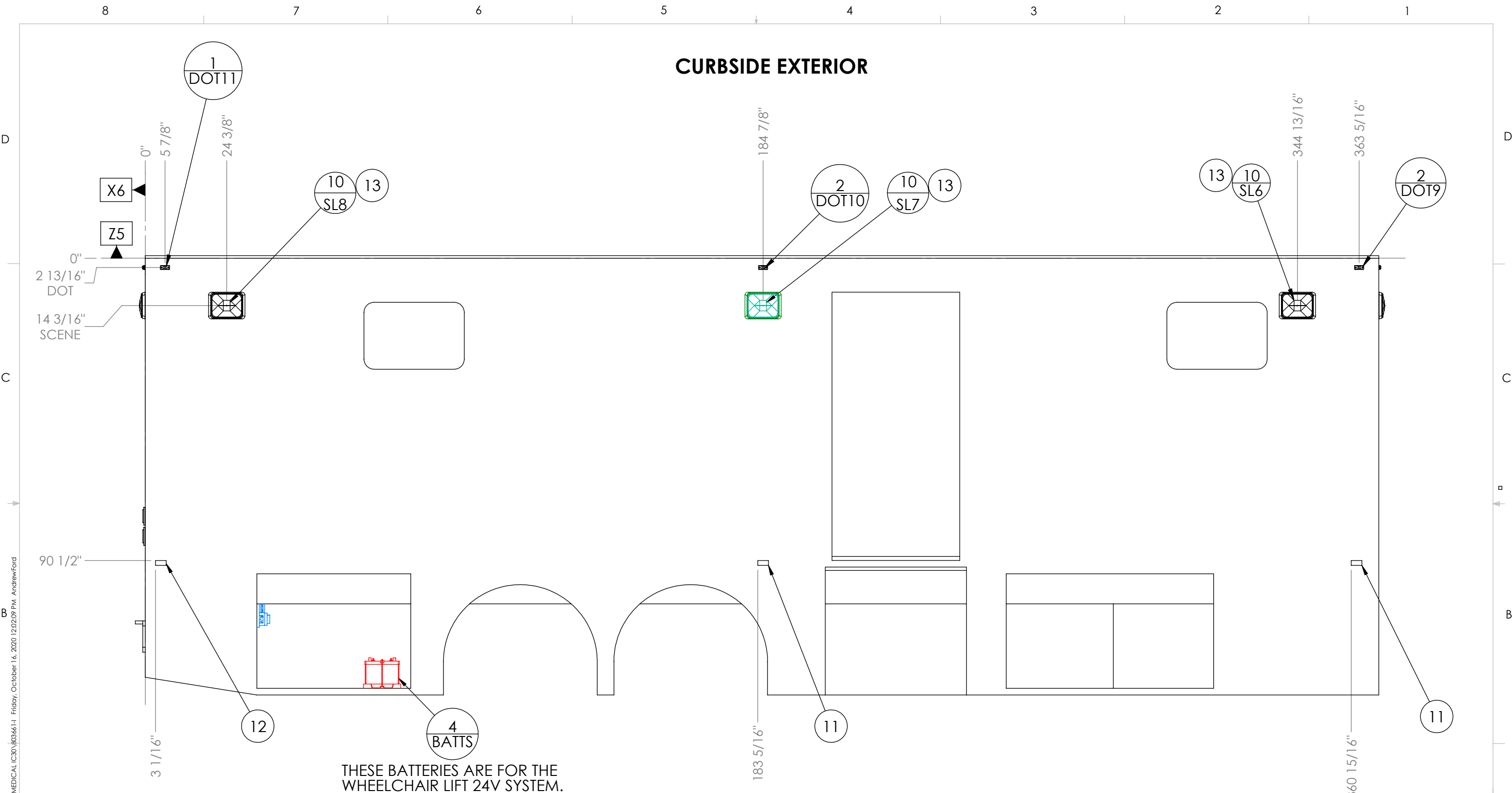
DATUM	REFERENCE
X6	REAR EXTERIOR BODY FRAMING
X7	REAR INTERIOR BODY FRAMING
Y8	SS EXTERIOR BODY FRAMING
Y9	SS INTERIOR BODY FRAMING
Z5	TOP OF BODY WALL FRAMING
ZB	TOP OF MAIN FLOOR FRAME
ZD	TOP OF GOOSENECK FLOOR FRAME

PROPRIETARY AND CONFIDENTIAL
 THE INFORMATION CONTAINED IN THIS DRAWING IS THE SOLE PROPERTY OF NOMAD GCS. ANY REPRODUCTION IN PART OR AS A WHOLE WITHOUT THE WRITTEN PERMISSION OF NOMAD GCS IS PROHIBITED.
UNLESS OTHERWISE SPECIFIED: DIMENSIONS ARE IN INCHES
TOLERANCES:
 X/X ± 1/16
 .X° ± 0.5°
 .X ± 0.100
 .XX ± 0.050
 .XXX ± 0.030

NOMAD GCS	
TITLE: 803661-I, 803661_TX_FortBend_MobileHealthClinic, DC ELECTRICAL WIRING	
DWG. NO. 803661-I	REV. -
DRAWING SCALE:	SHEET 3 OF 8

C:\NomadGCS\CLIENT\TEXAS\803661 - FORT BEND MOBILE MEDICAL\CS\803661-I Friday, October 16, 2020 12:02:09 PM Andrew Ford

CURBSIDE EXTERIOR



THESE BATTERIES ARE FOR THE WHEELCHAIR LIFT 24V SYSTEM.

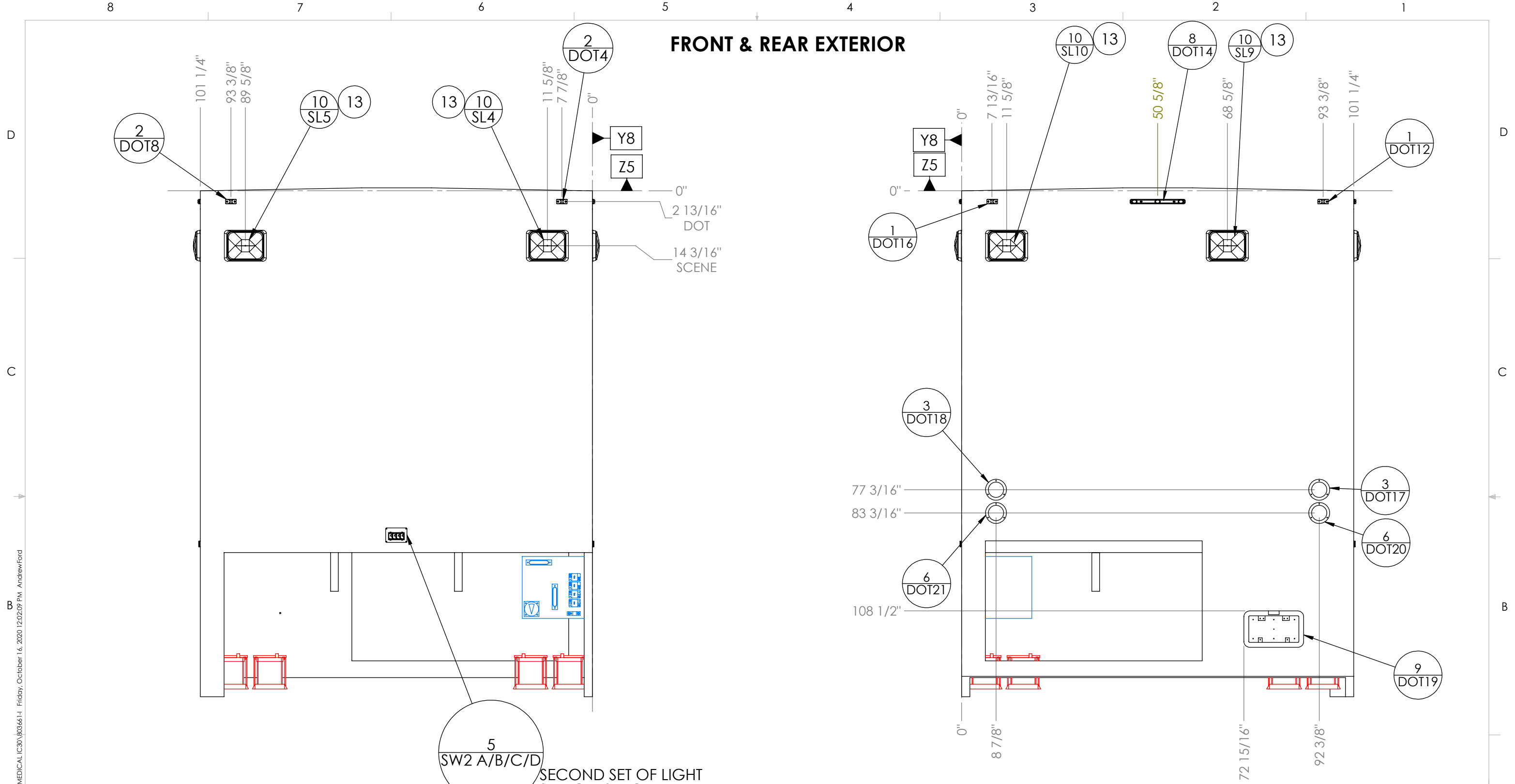
DIMENSIONING NOTES:

DATUM	REFERENCE
X6	REAR EXTERIOR BODY FRAMING
X7	REAR INTERIOR BODY FRAMING
Y8	SS EXTERIOR BODY FRAMING
Y9	SS INTERIOR BODY FRAMING
Z5	TOP OF BODY WALL FRAMING
ZB	TOP OF MAIN FLOOR FRAME
ZD	TOP OF GOOSENECK FLOOR FRAME

PROPRIETARY AND CONFIDENTIAL THE INFORMATION CONTAINED IN THIS DRAWING IS THE SOLE PROPERTY OF NOMAD GCS. ANY REPRODUCTION IN PART OR AS A WHOLE WITHOUT THE WRITTEN PERMISSION OF NOMAD GCS IS PROHIBITED.	NOMAD GCS
UNLESS OTHERWISE SPECIFIED: DIMENSIONS ARE IN INCHES TOLERANCES: X/X ± 1/16 .X° ± 0.5° .X ± 0.100 .XX ± 0.050 .XXX ± 0.030	TITLE: 803661-I, 803661_TX_FortBend_MobileHealthClinic, DC ELECTRICAL WIRING
DWG. NO. 803661-I	REV. -
DRAWING SCALE:	SHEET 4 OF 8

C:\NomadGCS\CLIENT\TEXAS\803661-1 - FORT BEND MOBILE MEDICAL\CS\803661-1 Friday, October 16, 2020 12:02:09 PM Andrew Ford

FRONT & REAR EXTERIOR



DIMENSIONING NOTES:

DATUM	REFERENCE
X6	REAR EXTERIOR BODY FRAMING
X7	REAR INTERIOR BODY FRAMING
Y8	SS EXTERIOR BODY FRAMING
Y9	SS INTERIOR BODY FRAMING
Z5	TOP OF BODY WALL FRAMING
ZB	TOP OF MAIN FLOOR FRAME
ZD	TOP OF GOOSENECK FLOOR FRAME

SECOND SET OF LIGHT SWITCHES MOUNTED IN CAB

PROPRIETARY AND CONFIDENTIAL

THE INFORMATION CONTAINED IN THIS DRAWING IS THE SOLE PROPERTY OF NOMAD GCS. ANY REPRODUCTION IN PART OR AS A WHOLE WITHOUT THE WRITTEN PERMISSION OF NOMAD GCS IS PROHIBITED.

UNLESS OTHERWISE SPECIFIED: DIMENSIONS ARE IN INCHES

TOLERANCES:
 X/X ± 1/16
 .X° ± 0.5°
 .X ± 0.100
 .XX ± 0.050
 .XXX ± 0.030

NOMAD GCS

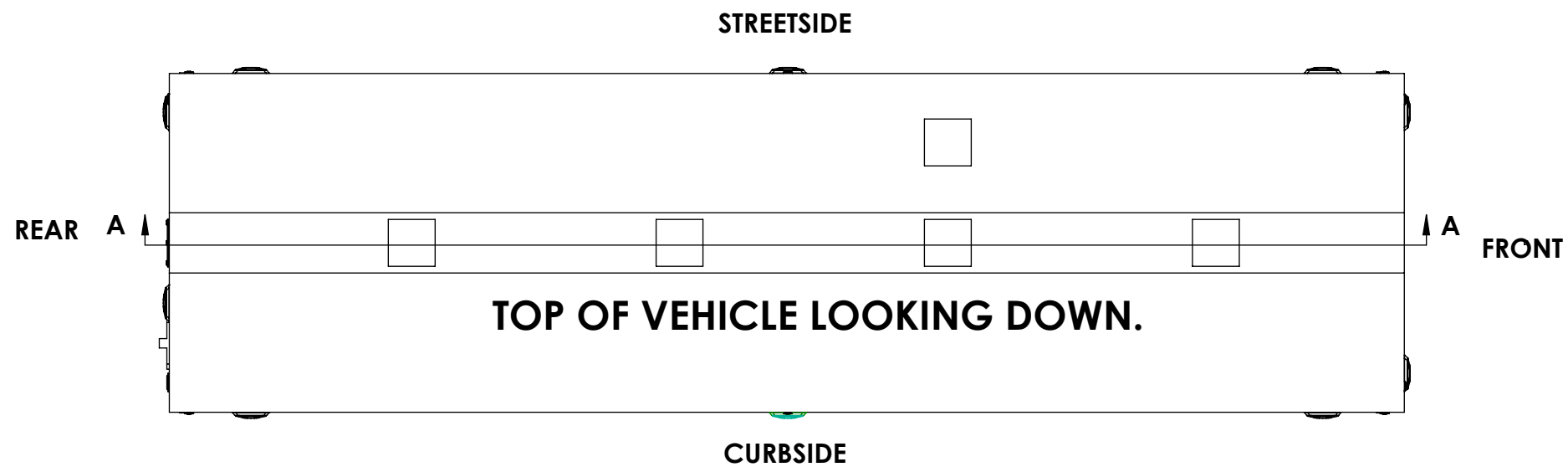
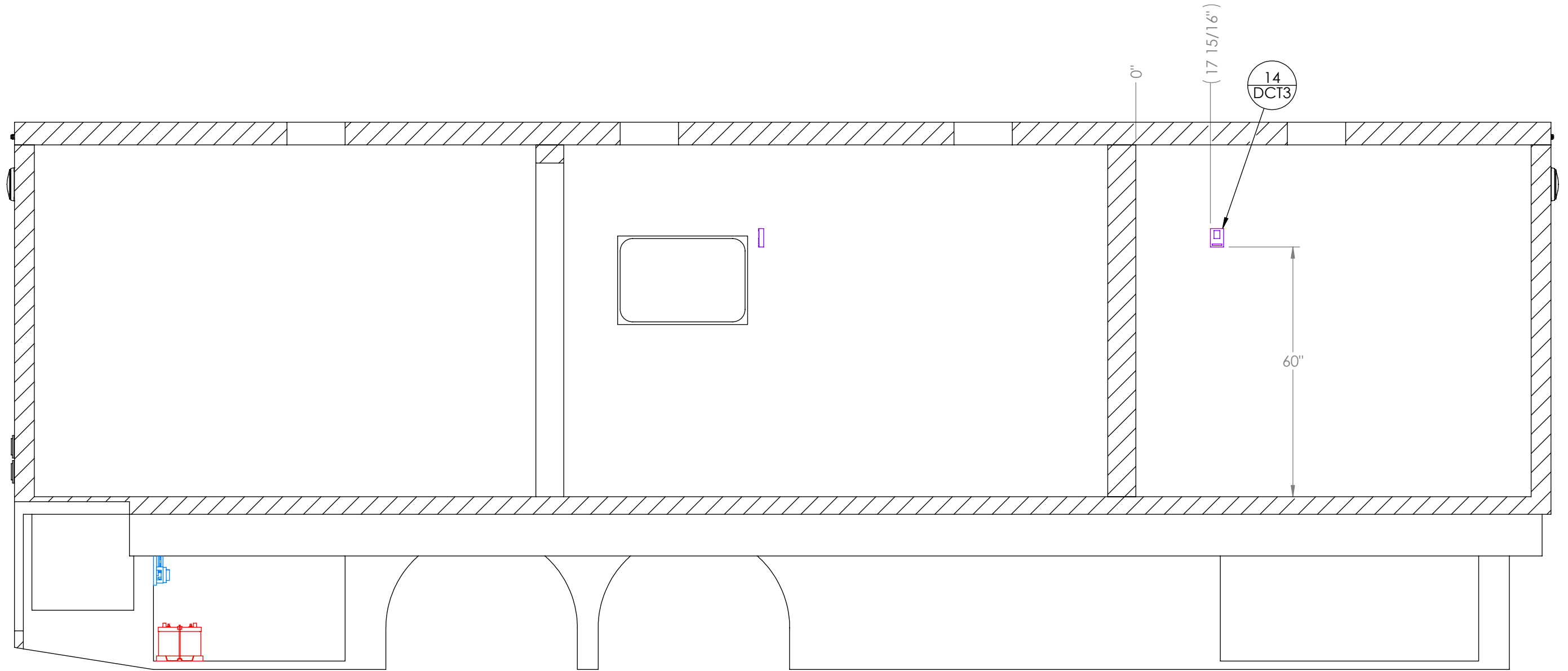
TITLE: 803661-I,
 803661_TX_FortBend_MobileHealthClinic,
 DC ELECTRICAL WIRING

DWG. NO. 803661-I REV. -

DRAWING SCALE: SHEET 5 OF 8

STREET SIDE INTERIOR

**SECTION A-A
SCALE 1 : 26**



TOP OF VEHICLE LOOKING DOWN.

PROPRIETARY AND CONFIDENTIAL

THE INFORMATION CONTAINED IN THIS DRAWING IS THE SOLE PROPERTY OF NOMAD GCS. ANY REPRODUCTION IN PART OR AS A WHOLE WITHOUT THE WRITTEN PERMISSION OF NOMAD GCS IS PROHIBITED.

UNLESS OTHERWISE SPECIFIED:

TOLERANCES:
X/X ± 1/16
X° ± 0.5°
.X ± 0.100
.XX ± 0.050
.XXX ± 0.030

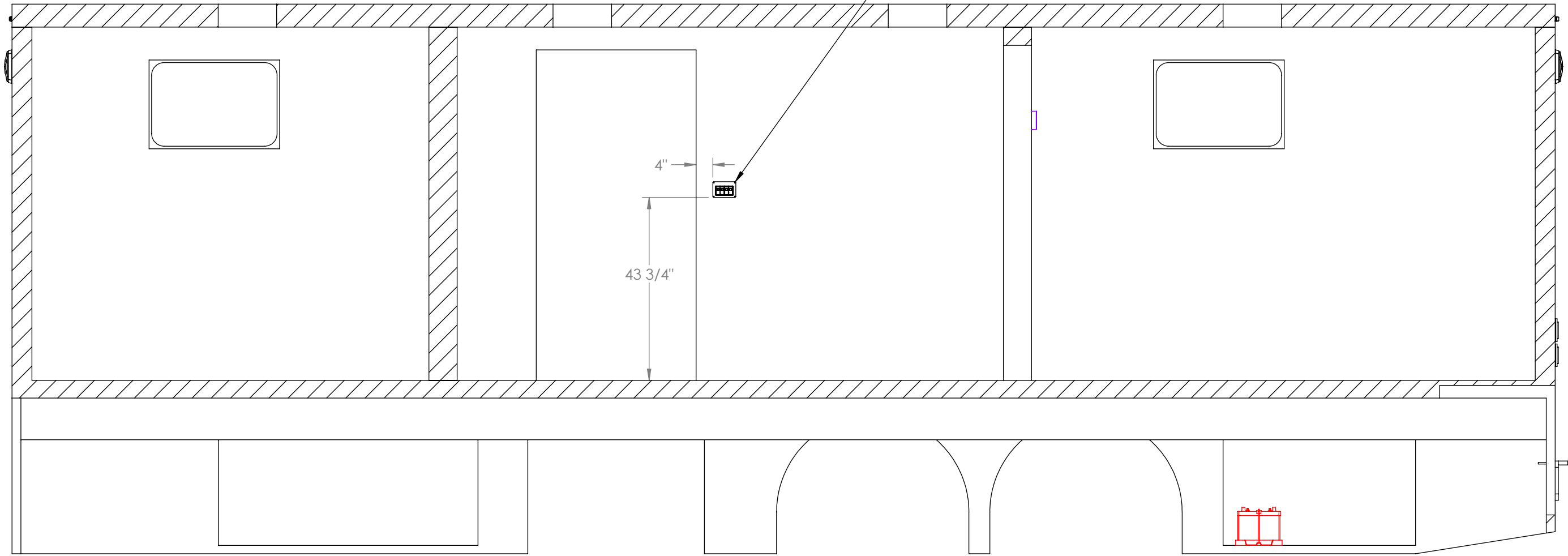
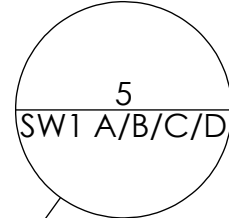
NOMAD GCS

TITLE: 803661-I,
803661_TX_FortBend_MobileHealthClinic,
DC ELECTRICAL WIRING


DWG. NO. **803661-I** REV. -

DRAWING SCALE: SHEET 6 OF 8

SECTION B-B
SCALE 1 : 26



STREETSIDE



TOP OF VEHICLE LOOKING DOWN.

CURBSIDE

PROPRIETARY AND CONFIDENTIAL
THE INFORMATION CONTAINED IN THIS DRAWING IS THE SOLE PROPERTY OF NOMAD GCS. ANY REPRODUCTION IN PART OR AS A WHOLE WITHOUT THE WRITTEN PERMISSION OF NOMAD GCS IS PROHIBITED.

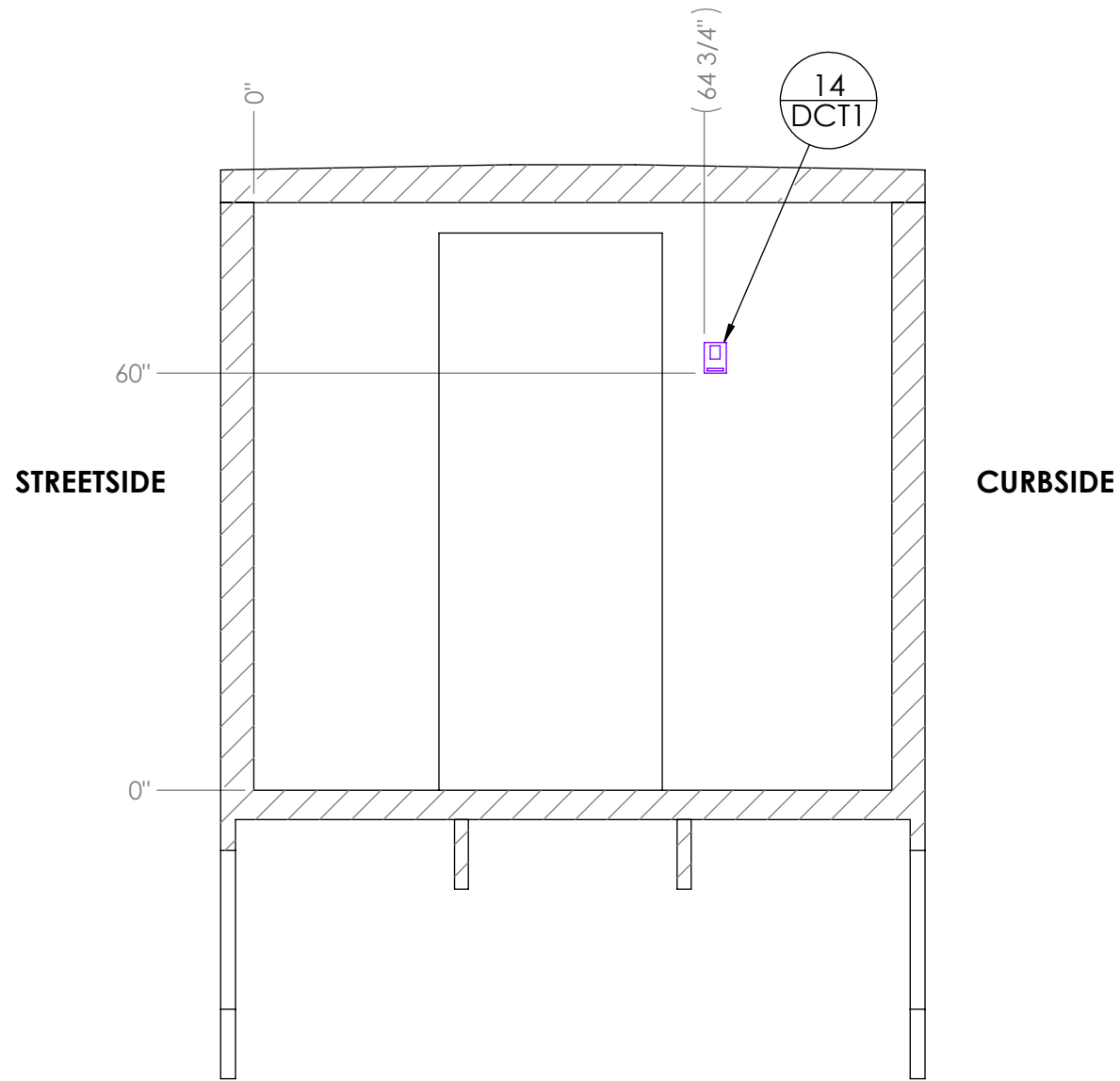
UNLESS OTHERWISE SPECIFIED: DIMENSIONS ARE IN INCHES
TOLERANCES:
X/X ± 1/16
.X° ± 0.5°
.X ± 0.100
.XX ± 0.050
.XXX ± 0.030

NOMAD GCS

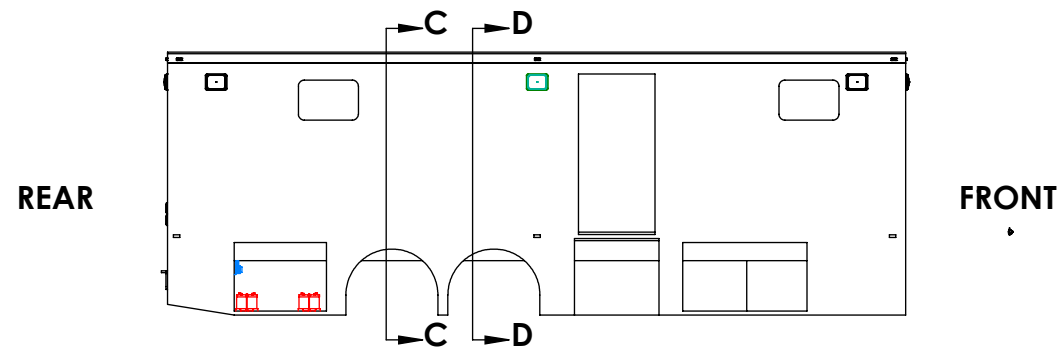
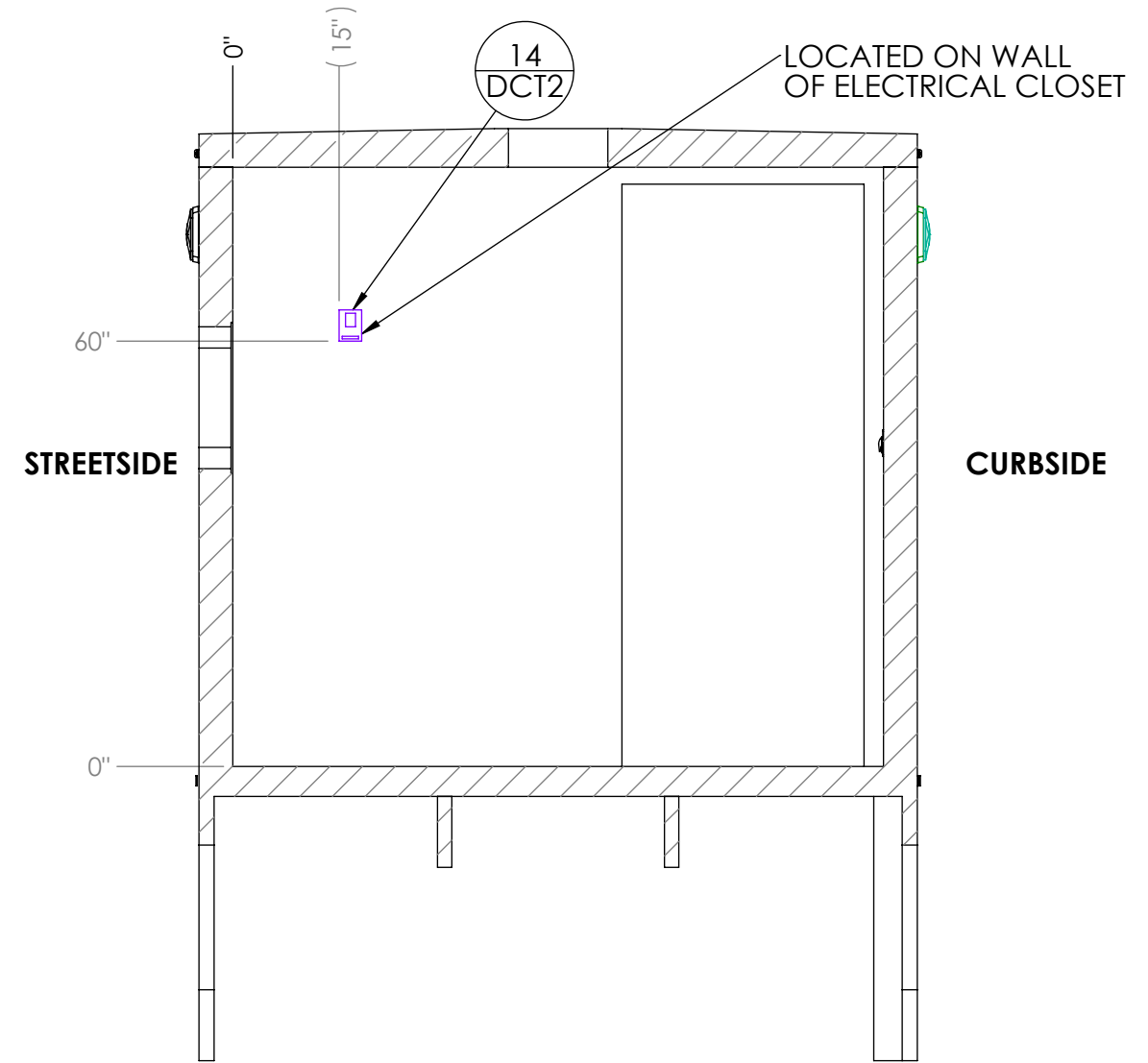
TITLE: 803661-I,
803661_TX_FortBend_MobileHealthClinic,
DC ELECTRICAL WIRING

DWG. NO. 803661-I REV. -

SECTION C-C
SCALE 1 : 26
**REAR ROOM
LOOKING FORWARD**



SECTION D-D
SCALE 1 : 26
**MIDDLE ROOM
LOOKING FORWARD**

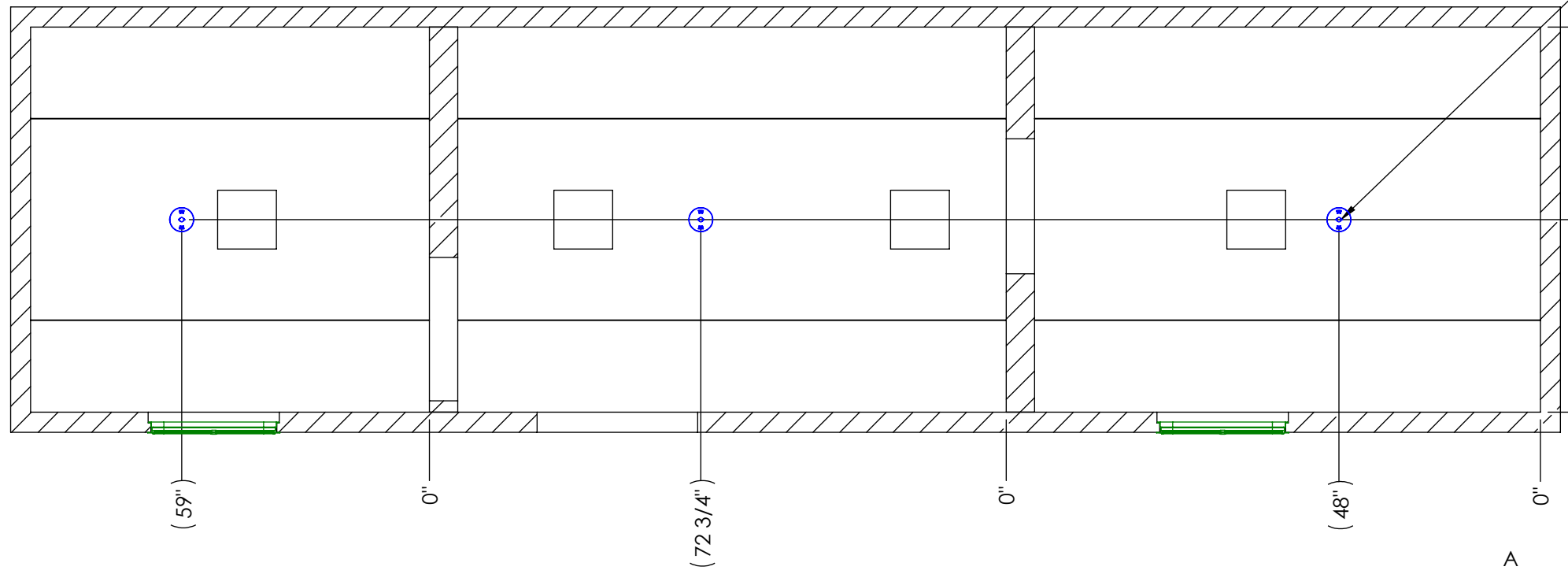


PROPRIETARY AND CONFIDENTIAL
THE INFORMATION CONTAINED IN THIS DRAWING IS THE SOLE PROPERTY OF NOMAD GCS. ANY REPRODUCTION IN PART OR AS A WHOLE WITHOUT THE WRITTEN PERMISSION OF NOMAD GCS IS PROHIBITED.
UNLESS OTHERWISE SPECIFIED: DIMENSIONS ARE IN INCHES
TOLERANCES:
X/X ± 1/16
.X* ± 0.5"
.X ± 0.100
.XX ± 0.050
.XXX ± 0.030

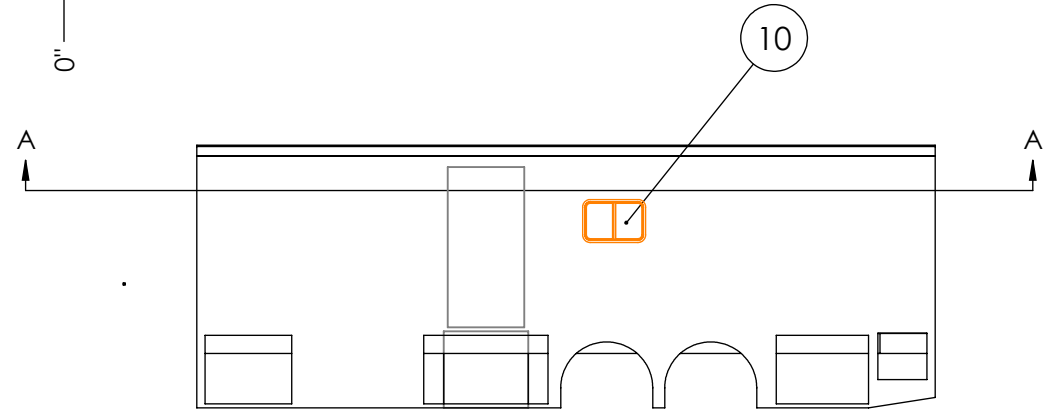
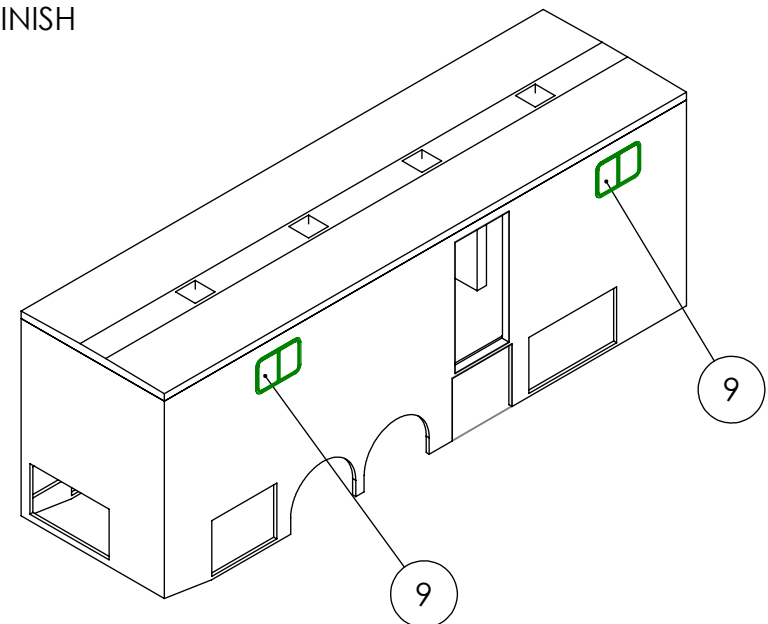
NOMAD GCS	
TITLE: 803661-I, 803661_TX_FortBend_MobileHealthClinic, DC ELECTRICAL WIRING	
DWG. NO. 803661-I	REV. -
DRAWING SCALE:	SHEET 8 OF 8

ZONE		REV.	REVISION NOTES	DESCRIPTION	DATE	APPROVED

SECTION A-A
SCALE 1 : 36



8 INSTALL FOR BEST FIT AND FINISH



USE KAPPET SCREWS AND COVERS FOR ATTACHING CEILING PANELS WITH VINYL.

NOTE: WALLS FRP, CEILING VINYL.

ITEM NO.	DESCRIPTION	PART NUMBER	QTY.	SUPPLIED BY:
1	ADHESIVE, FRP, 4 GALLON KIT	000254	11	VENDOR STANDARD
2	MOLDING, INSIDE CORNER AND COVE, 8FT, 0.090 PANEL, ALUMINUM, UNPAINTED, ANODIZED, NUDO, A-32	000351	2304	VENDOR STANDARD
3	MOLDING, DIVISION BAR, 8FT, 0.090 PANEL, ALUMINUM, UNPAINTED, ANODIZED, NUDO, A-30	000352	1440	VENDOR STANDARD
4	MOLDING, OUTSIDE CORNER, 8FT, 0.090 PANEL, ALUMINUM, UNPAINTED, ANODIZED, NUDO, A-34	000353	1152	VENDOR STANDARD
5	FRP, .075 X 48.00 X 144.00, SMOOTH GLOSS FINISH, GLASBORD PSI, CLASS C FIRE RATED, SURFSEAL, 85 WHITE, KEMLITE	000812	3183	VENDOR STANDARD
6	PLYWOOD, 3/8 X 48.00 X 96.00, UNDERLAY	001822	3312	VENDOR STANDARD
7	FABRIC, VINYL, MARINE, GRAY, STARBOARD CRUISER GRAY STB11, 54 IN WIDTH, MEDIUM DUTY, DECORATIVE FABRICS DIRECT	001968	765	VENDOR STANDARD
8	SAFETY, DETECTOR, SMOKE, CO, W/ VOICE ALARM, KIDDE, NIGHT HAWK	404141	3	VENDOR STANDARD
9	WINDOW, EGRESS, SLIDER, CURBSIDE, 30.00W X 20.00H R.O., 2.25 WALL DEPTH, RADIUS CORNER, GREY 20 TINT, SINGLE GLAZED, BLACK METAL FRAME, WITH TRIM RING, KINRO 8500, 850SP/FE 30.0X20.0 G20 TP BK, C850-30576	413335	2	VENDOR STANDARD
10	WINDOW, EGRESS, SLIDER, STREETSIDE, 30.00W X 20.00H R.O., 2.25 WALL DEPTH, RADIUS CORNER, GREY 20 TINT, SINGLE GLAZED, BLACK METAL FRAME, WITH TRIM RING, KINRO 8500, 850PS/FE 30.0X20.0 G20 TP BK, C850-31855	413336	1	VENDOR STANDARD
11	SCREW, KAPPET, #8 X 1-1/2 IN, ZINC-PLATED STEEL, PRO-DEC, 3/8-150	415201	288	VENDOR STANDARD
12	CAP, KAPPET, ALUMINUM TONE, POLYPROPYLENE, PRO-DEC, 3/3-171	418949	360	VENDOR STANDARD

QTY	PROJECT

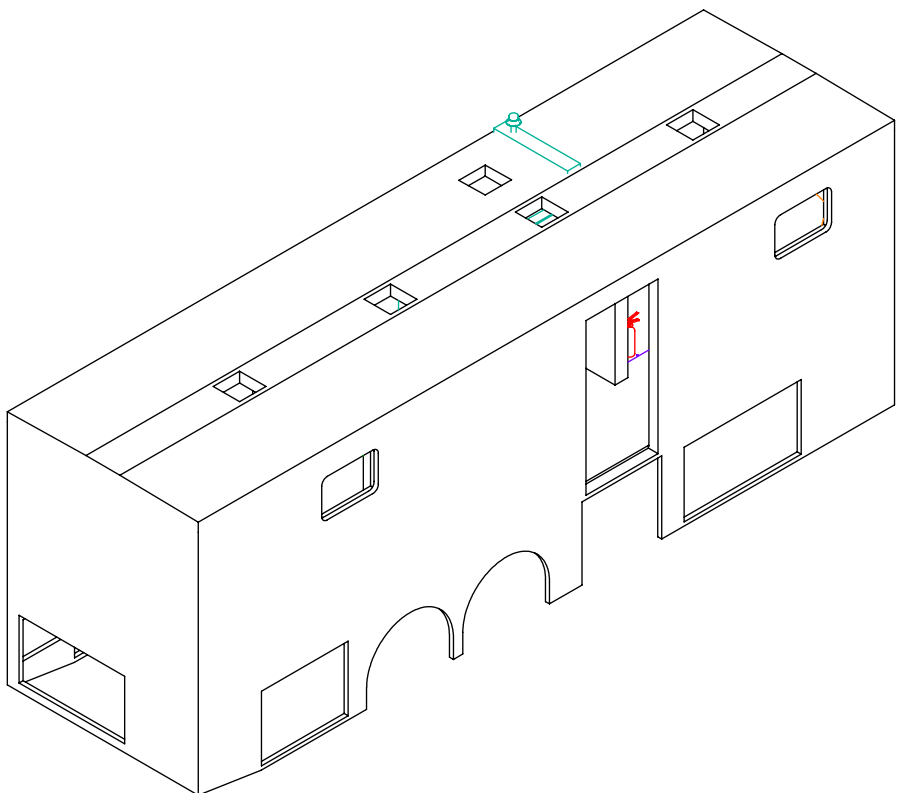
UNLESS OTHERWISE SPECIFIED:		PROPRIETARY AND CONFIDENTIAL	
DIMENSIONS ARE IN INCHES		THE INFORMATION CONTAINED IN THIS DRAWING IS THE SOLE PROPERTY OF NOMAD GCS. ANY REPRODUCTION IN PART OR AS A WHOLE WITHOUT THE WRITTEN PERMISSION OF NOMAD GCS IS PROHIBITED.	
TOLERANCES: X/X ± 1/16		PRODUCED BY:	
.X° ± 0.5°	.X ± 0.100	NOMAD FABRICATED	
.XX ± 0.050	.XXX ± 0.030	MATERIAL	
MATERIAL		Material <not specified>	
FINISH		NONE	
WEIGHT		111.46	

NOMAD GCS		
TITLE: 803661-L, 803661_TX_FortBend_MedicalHealthClinic, WALL AND CEILING PANELING		
DWG. NO.	803661-L	REV.
		-
DRAWING NOT TO SCALE		SHEET 1 OF 1

C:\NomadGCS\CLIENT\TEXAS\803661 - FORT BEND MOBILE MEDICAL\IC30\803661-L Monday, October 12, 2020 2:24:21 PM AndrewFord

8 7 6 5 4 3 2 1

REVISION NOTES				
ZONE	REV.	DESCRIPTION	DATE	APPROVED
	A	ADD TV MOUNT	10/28/2020	ATF

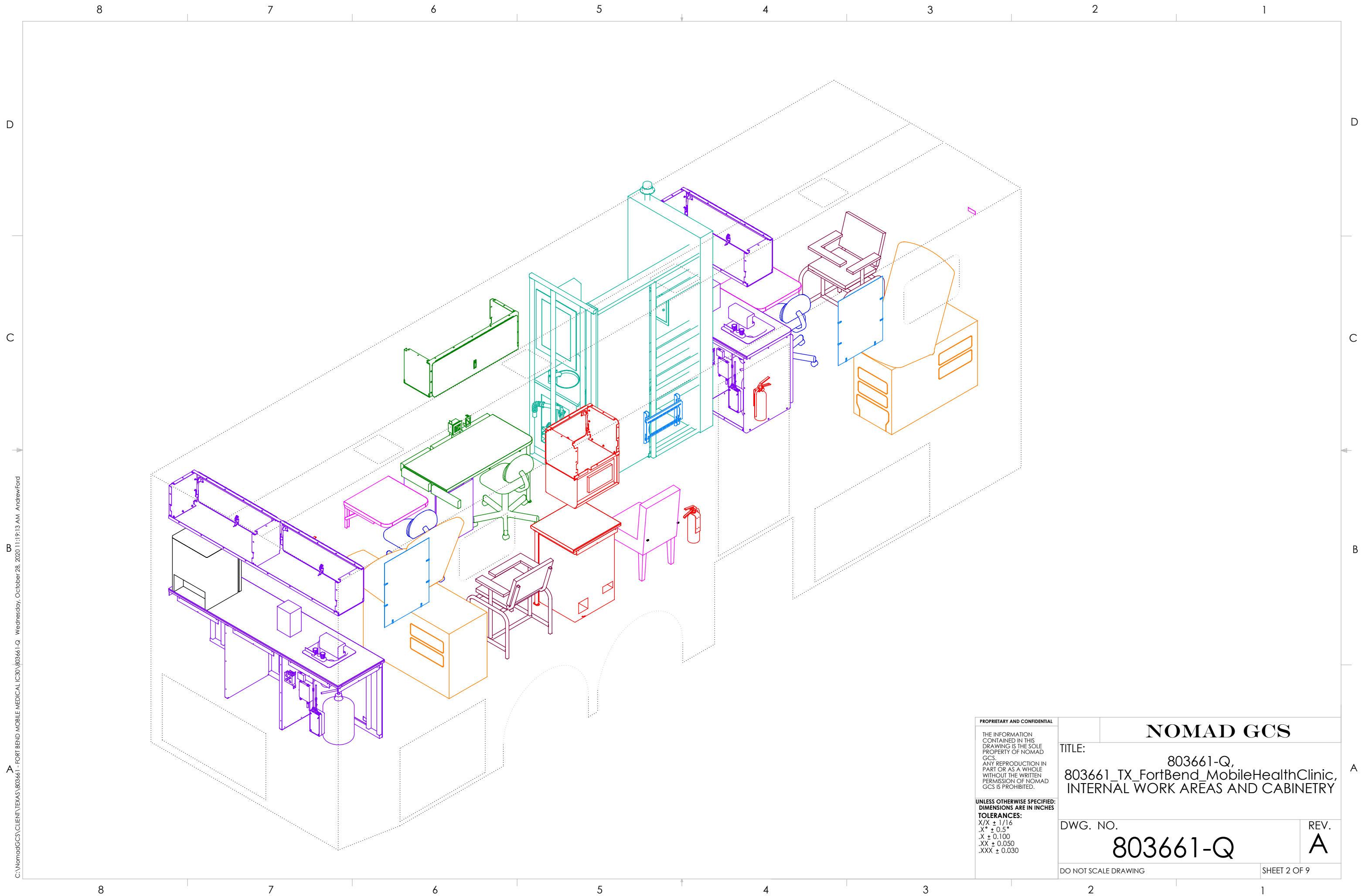


ITEM NO.	DESCRIPTION	PART NUMBER	QTY.	SUPPLIED BY:
1	MIRROR, GLASS, BEVELED EDGE, 24 x 30, ASSEMBLY	100501	2	NOMAD FABRICATED
2	FOLDING WORKSTATION, ASSEMBLY, MISTED ZEPHYR, VINYL EDGE, 24.00W X 23.00D, FOLDING BRACKETS	117887	2	NOMAD FABRICATED
3	WORKSTATION, ASSEMBLY, 91.50W X 24.00D, MISTED ZYPHYR, LEFT WALL, RIGHT WALL, REAR WALL, 3 FULL DOOR CABINET FACE	117893	1	NOMAD FABRICATED
4	WORKSTATION, ASSEMBLY, 48.00 X 23.00, MISTED ZEPHYR. WYNYL EDGING, LEFT WALL, RIGHT OPEN, 1-PERSON, WITH UPPER CABINETS	117909	1	ASSEMBLY
5	SINK STATION, ASSEMBLY, 48.00W X 24.00D, MISTED ZYPHYR, LEFT OPEN, RIGHT WALL, WATER BOTTLE SYSTEM	117918	1	NOMAD FABRICATED
6	GALLEY, UPPER AND LOWER, MICROWAVE, REFRIGERATOR, 25.50W, RIGHT OPEN, LEFT OPEN, REAR WALL, 90.50 CEILING HEIGHT, MISTED ZEPHYR, VINYL EDGING	118829	1	ASSEMBLY
7	RESTROOM, 65.10 X 30.25, TOILET, CORNER VANITY, POCKET DOOR, FOR 803216	121162	1	ASSEMBLY
8	HANGER RING, CHAIR TRAVEL MOUNTS, 1 HOLE, 14/PK	400552	2	VENDOR STANDARD
9	FIRE EXTINGUISHER, ABC, 3A 40B, 5LB, RECHARGEABLE, RECERTIFIABLE	401564	3	VENDOR STANDARD
10	PLATES, IDENTIFICATION, TRUCK AND TRAILER, .062 ZINC, 2 COLORS, 468 BACKING, ENGRAVING, VISION MARK	401826	1	VENDOR FABRICATED
11	CHAIR, BLOOD DRAW, EXTRA LARGE, WINCO, 2575, BLACK	403536	2	Vendor Standard
12	LABEL, 3.75 X 1.50 X 0.063, .150 AND .013 TEXT, TEXTURED OUTDOOR RED/WHITE, 'VEHICLE HEIGHT, GVWR, FRANT GAWR, REAR GAWR', FOR 800410	408340	1	VENDOR FABRICATED
13	MOUNT, TV, UNIVERSAL, 23" TO 42", 13 DEGREE DOWN / 8 DEGREE UP TILT, 100 LBS MAX CAPACITY, BLACK, STRONG, SM-T-M	413384	1	VENDOR STANDARD
14	REFRIGERATOR, 2.65 CU FT, 120V AC, BLACK, HAIER, HC27SG42RB	415931	2	VENDOR STANDARD
15	CHAIR, DINING, FABRIC, STONE GRAY FAUX LEATHER, ASHFORD PARSON	416458	1	VENDOR STANDARD
16	EXAM TABLE, UMF 5420, MANUAL, WITH UPHOLSTERED TOP AND FOOTREST, GREY COLORED UPHOLSTERY	417182	2	VENDOR STANDARD
17	STOOL, MEDICAL, ROLLING, WITH BACK, BLACK, BOSS OFFICE PRODUCTS B245-BK	417184	2	VENDOR STANDARD

QTY	PROJECT										
<p>UNLESS OTHERWISE SPECIFIED:</p> <p>DIMENSIONS ARE IN INCHES</p> <p>TOLERANCES: X/X ± 1/16 .X° ± 0.5° .X ± 0.100 .XX ± 0.050 .XXX ± 0.030</p>											
<p>PROPRIETARY AND CONFIDENTIAL</p> <p>THE INFORMATION CONTAINED IN THIS DRAWING IS THE SOLE PROPERTY OF NOMAD GCS. ANY REPRODUCTION IN PART OR AS A WHOLE WITHOUT THE WRITTEN PERMISSION OF NOMAD GCS IS PROHIBITED.</p>											
<p>NOMAD GCS</p> <p>TITLE: 803661-Q, 803661_TX_FortBend_MobileHealthClinic, INTERNAL WORK AREAS AND CABINETRY</p>											
<p>PRODUCED BY: NOMAD FABRICATED</p>											
<table border="1"> <thead> <tr> <th>NAME</th> <th>DATE</th> </tr> </thead> <tbody> <tr> <td>DRAWN ATF</td> <td>10/13/2020</td> </tr> <tr> <td>ENGINEER ATF</td> <td>10/13/2020</td> </tr> <tr> <td>Q.A.</td> <td></td> </tr> <tr> <td>MFG APPR.</td> <td></td> </tr> </tbody> </table>		NAME	DATE	DRAWN ATF	10/13/2020	ENGINEER ATF	10/13/2020	Q.A.		MFG APPR.	
NAME	DATE										
DRAWN ATF	10/13/2020										
ENGINEER ATF	10/13/2020										
Q.A.											
MFG APPR.											
<p>MATERIAL</p>											
<p>FINISH NONE</p>											
<p>WEIGHT 1892.73</p>											
<p>DWG. NO. 803661-Q REV. A</p>											
<p>DRAWING NOT TO SCALE SHEET 1 OF 9</p>											

C:\NomadGCS\CLIENT\TEXAS\803661 - FORT BEND MOBILE MEDICAL\CS\803661-Q Wednesday, October 28, 2020 11:19:13 AM AndrewFord

8 7 6 5 4 3 2 1

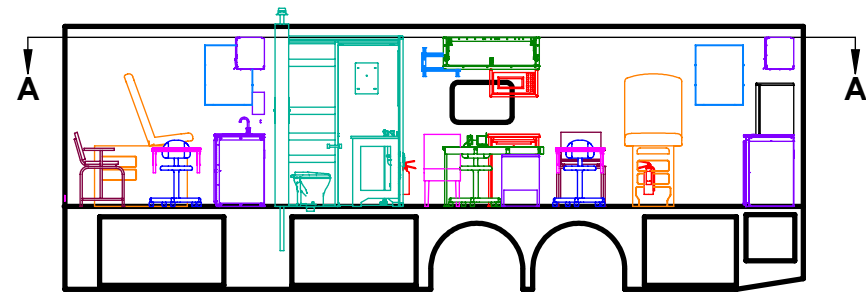
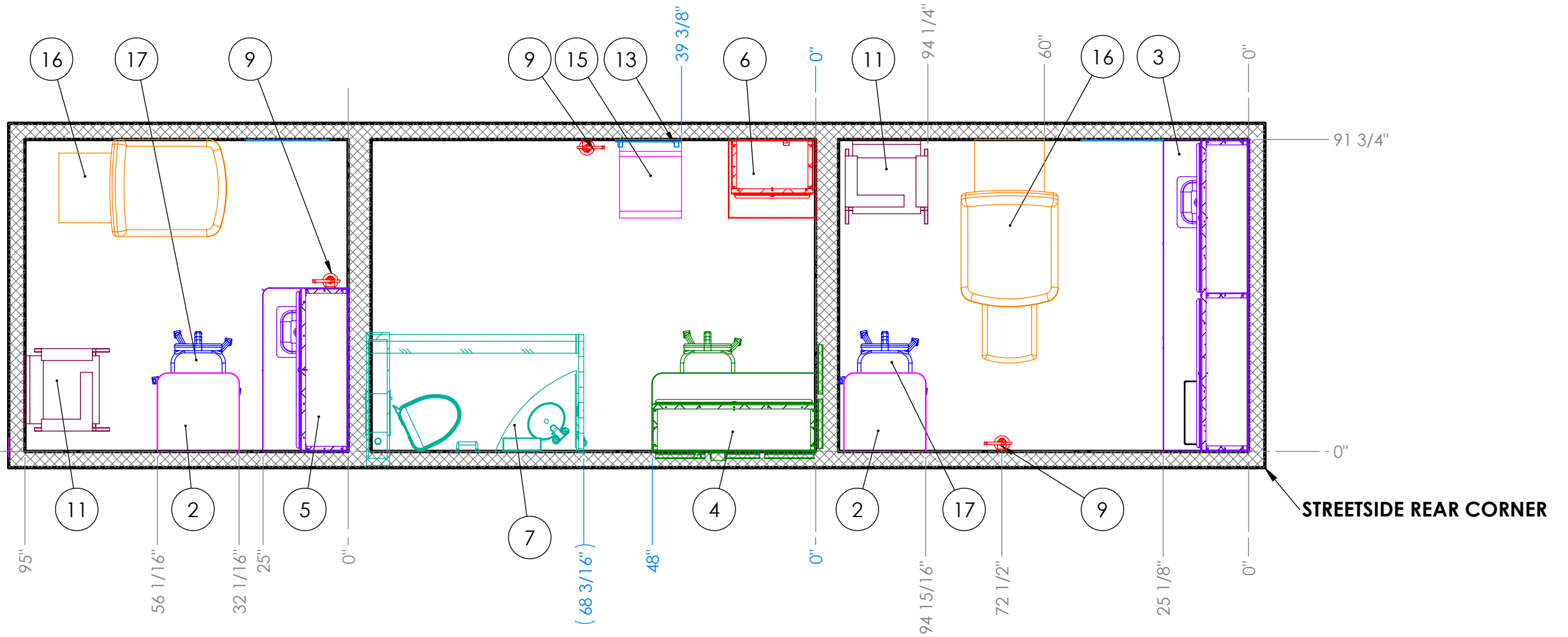


C:\NomadGCS\CLIENT\TEXAS\803661 - FORT BEND MOBILE MEDICAL\CS\803661-Q Wednesday, October 28, 2020 11:19:13 AM AndrewFord

<p>PROPRIETARY AND CONFIDENTIAL</p> <p>THE INFORMATION CONTAINED IN THIS DRAWING IS THE SOLE PROPERTY OF NOMAD GCS. ANY REPRODUCTION IN PART OR AS A WHOLE WITHOUT THE WRITTEN PERMISSION OF NOMAD GCS IS PROHIBITED.</p> <p>UNLESS OTHERWISE SPECIFIED: DIMENSIONS ARE IN INCHES</p> <p>TOLERANCES: X/X ± 1/16 X° ± 0.5° .X ± 0.100 .XX ± 0.050 .XXX ± 0.030</p>	NOMAD GCS	
	<p>TITLE:</p> <p style="text-align: center;">803661-Q, 803661_TX_FortBend_MobileHealthClinic, INTERNAL WORK AREAS AND CABINTRY</p>	
	<p>DWG. NO.</p> <p style="text-align: center; font-size: 24pt;">803661-Q</p>	<p>REV.</p> <p style="text-align: center; font-size: 24pt;">A</p>
DO NOT SCALE DRAWING		SHEET 2 OF 9

OVERHEAD VIEW

SECTION A-A SCALE 1 : 36



PROPRIETARY AND CONFIDENTIAL

THE INFORMATION CONTAINED IN THIS DRAWING IS THE SOLE PROPERTY OF NOMAD GCS. ANY REPRODUCTION IN PART OR AS A WHOLE WITHOUT THE WRITTEN PERMISSION OF NOMAD GCS IS PROHIBITED.

UNLESS OTHERWISE SPECIFIED:

DIMENSIONS ARE IN INCHES

TOLERANCES:

X/X ± 1/16"

X° ± 0.5°

.X ± 0.100

.XX ± 0.050

.XXX ± 0.030

NOMAD GCS

TITLE:
803661-Q,
803661_TX_FortBend_MobileHealthClinic,
INTERNAL WORK AREAS AND CABINERY

DWG. NO.

803661-Q

REV.

A

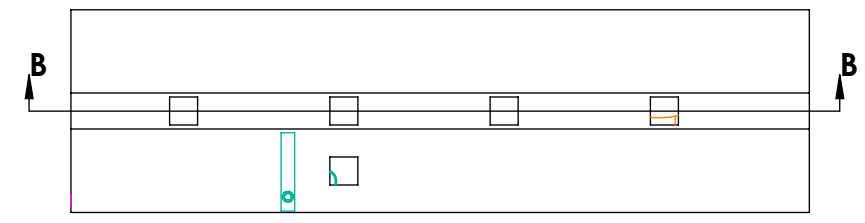
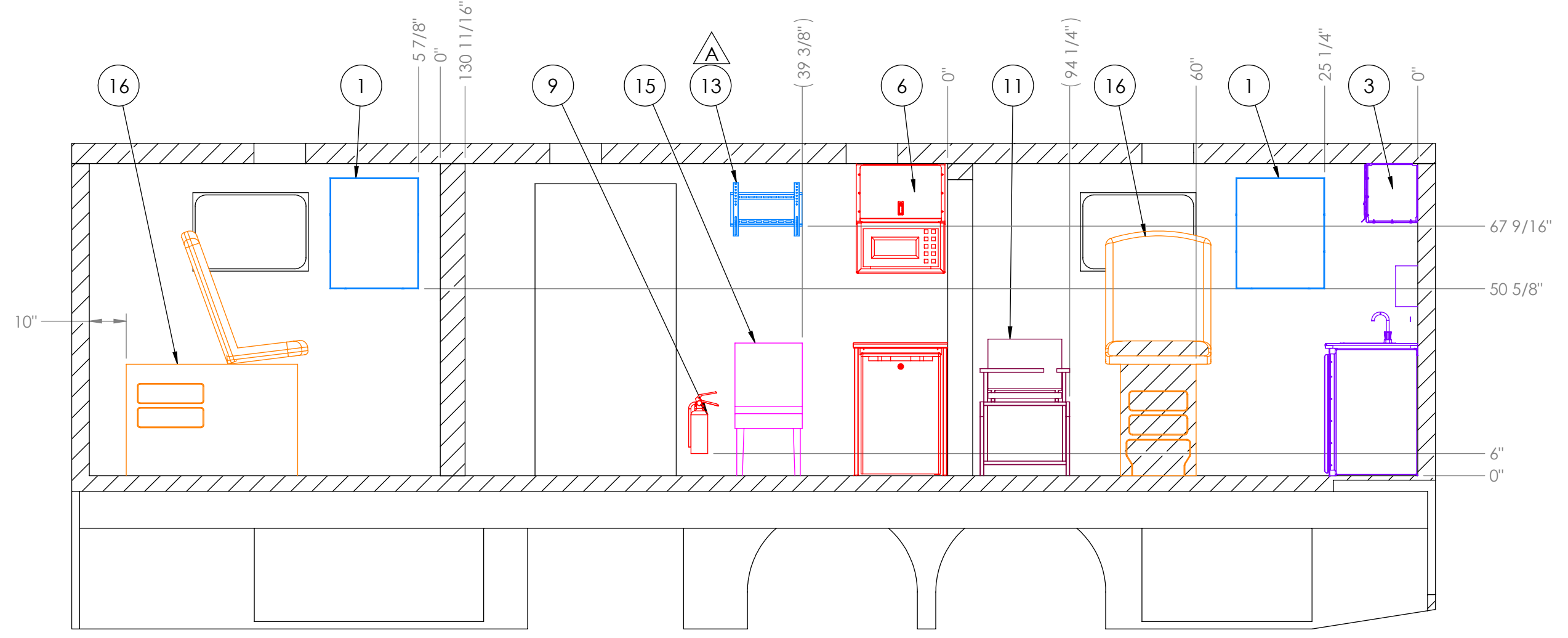
DO NOT SCALE DRAWING

SHEET 3 OF 9

8 7 6 5 4 3 2 1

SECTION B-B
SCALE 1 : 32

CURBSIDE INTERIOR



C:\NomadGCS\CLIENT\TEXAS\803661 - FORT BEND MOBILE MEDICAL\CS\803661-Q Wednesday, October 28, 2020 11:19:13 AM AndrewFord

PROPRIETARY AND CONFIDENTIAL

THE INFORMATION CONTAINED IN THIS DRAWING IS THE SOLE PROPERTY OF NOMAD GCS. ANY REPRODUCTION IN PART OR AS A WHOLE WITHOUT THE WRITTEN PERMISSION OF NOMAD GCS IS PROHIBITED.

UNLESS OTHERWISE SPECIFIED: DIMENSIONS ARE IN INCHES

TOLERANCES:
 X/X ± 1/16
 X° ± 0.5°
 .X ± 0.100
 .XX ± 0.050
 .XXX ± 0.030

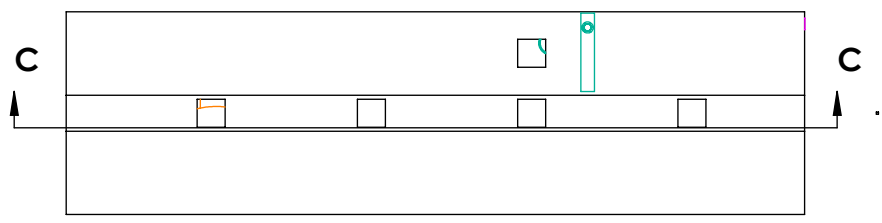
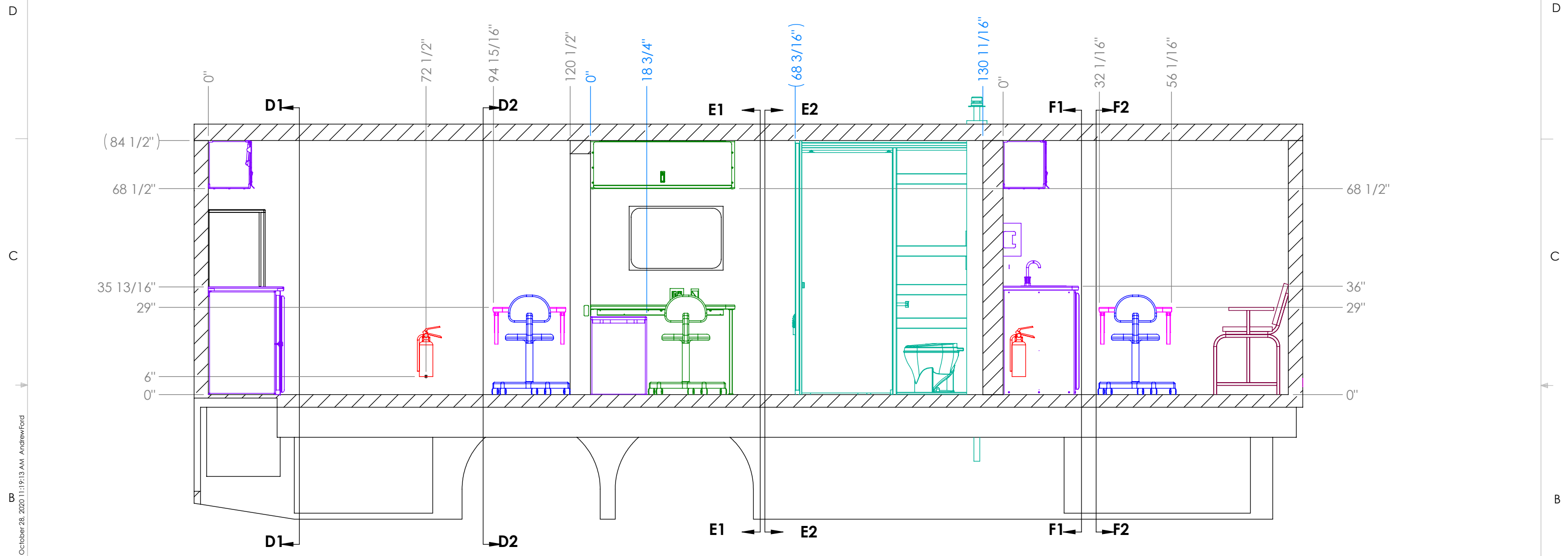
NOMAD GCS	
TITLE: 803661-Q, 803661_TX_FortBend_MobileHealthClinic, INTERNAL WORK AREAS AND CABINTRY	
DWG. NO. 803661-Q	REV. A
DO NOT SCALE DRAWING	SHEET 4 OF 9

8 7 6 5 4 3 2 1

8 7 6 5 4 3 2 1

SECTION C-C
SCALE 1 : 32

STREETSIDE INTERIOR



C:\NomadGCS\CLIENT\TEXAS\803661 - FORT BEND MOBILE MEDICAL\C30\803661-Q Wednesday, October 28, 2020 11:19:13 AM Andrew Ford

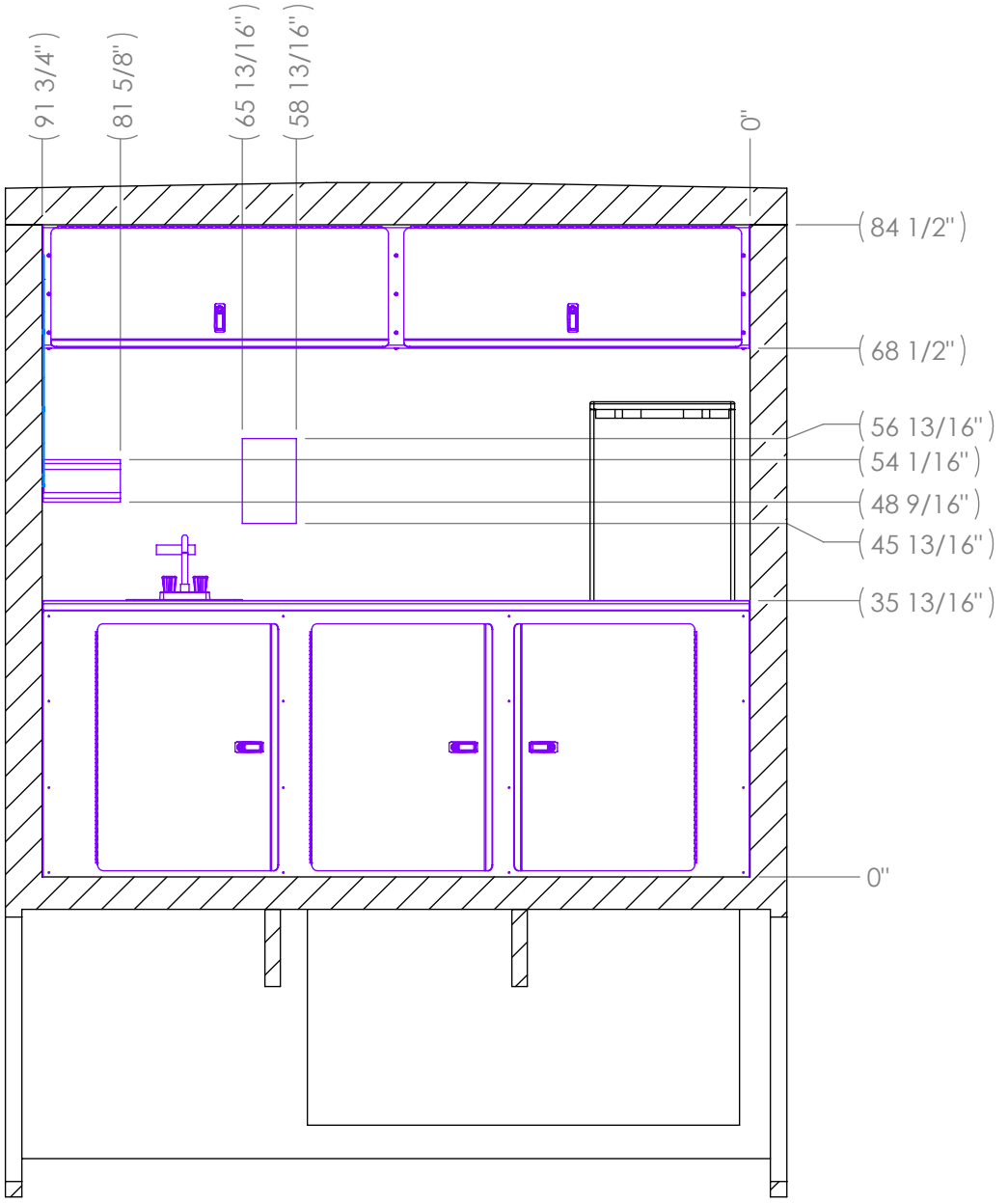
<small>PROPRIETARY AND CONFIDENTIAL</small> THE INFORMATION CONTAINED IN THIS DRAWING IS THE SOLE PROPERTY OF NOMAD GCS. ANY REPRODUCTION IN PART OR AS A WHOLE WITHOUT THE WRITTEN PERMISSION OF NOMAD GCS IS PROHIBITED. <small>UNLESS OTHERWISE SPECIFIED: DIMENSIONS ARE IN INCHES</small> TOLERANCES: X/X ± 1/16 X° ± 0.5° .X ± 0.100 .XX ± 0.050 .XXX ± 0.030	NOMAD GCS	
	TITLE: 803661-Q, 803661_TX_FortBend_MobileHealthClinic, INTERNAL WORK AREAS AND CABINERY	
DWG. NO.	803661-Q	REV. A
DO NOT SCALE DRAWING		SHEET 5 OF 9

8 7 6 5 4 3 2 1

8 7 6 5 4 3 2 1

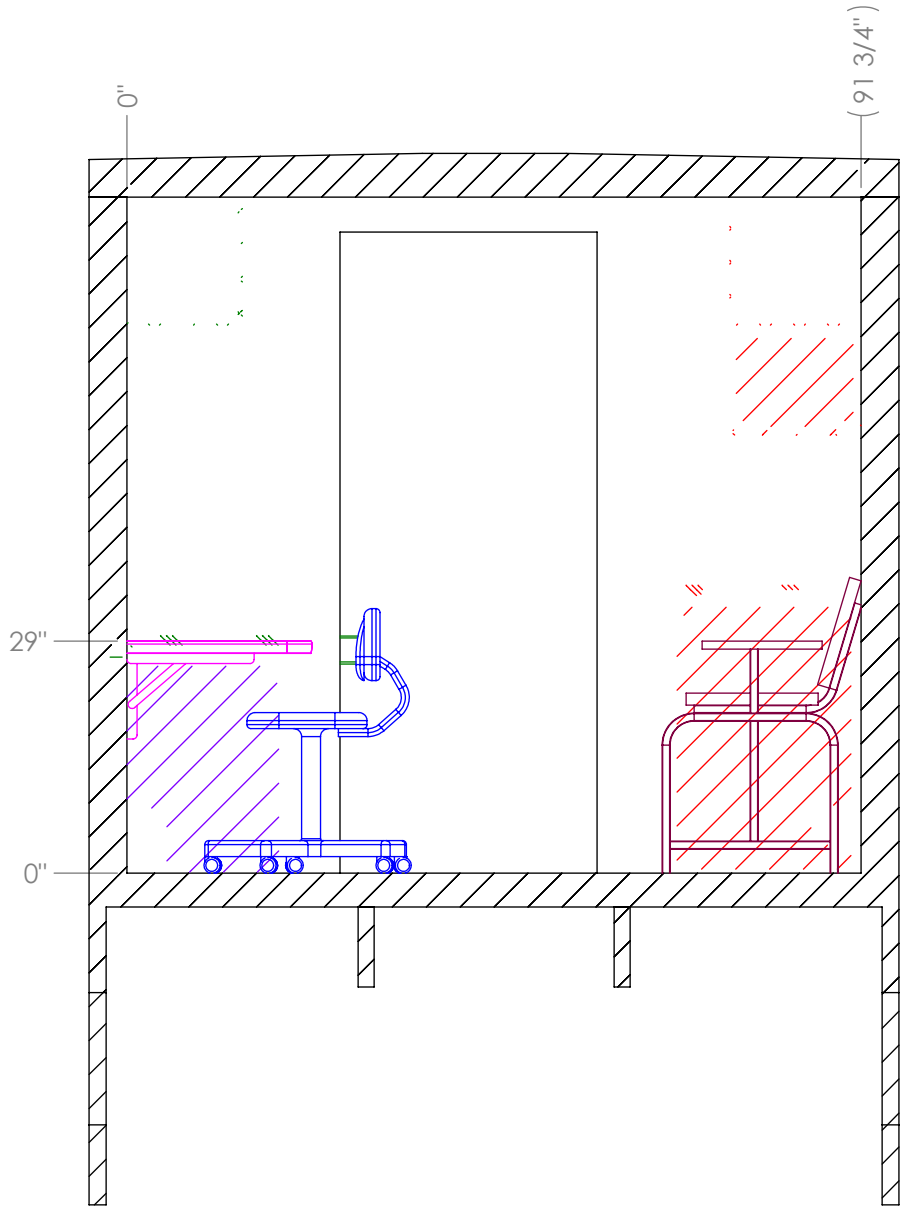
**SECTION D1-D1
SCALE 1 : 24**

REAR ROOM LOOKING REARWARD



**SECTION D2-D2
SCALE 1 : 24**

REAR ROOM LOOKING FORWARD



C:\NomadGCS\CLIENT\TEXAS\803661 - FORT BEND MOBILE MEDICAL\CS\803661-Q Wednesday, October 28, 2020 11:19:13 AM AndrewFord

<p>PROPRIETARY AND CONFIDENTIAL</p> <p>THE INFORMATION CONTAINED IN THIS DRAWING IS THE SOLE PROPERTY OF NOMAD GCS. ANY REPRODUCTION IN PART OR AS A WHOLE WITHOUT THE WRITTEN PERMISSION OF NOMAD GCS IS PROHIBITED.</p> <p>UNLESS OTHERWISE SPECIFIED: DIMENSIONS ARE IN INCHES</p> <p>TOLERANCES: X/X ± 1/16 X° ± 0.5° .X ± 0.100 .XX ± 0.050 .XXX ± 0.030</p>	NOMAD GCS	
	<p>TITLE: 803661-Q, 803661_TX_FortBend_MobileHealthClinic, INTERNAL WORK AREAS AND CABINTRY</p>	
	<p>DWG. NO. 803661-Q</p>	<p>REV. A</p>
DO NOT SCALE DRAWING		SHEET 6 OF 9

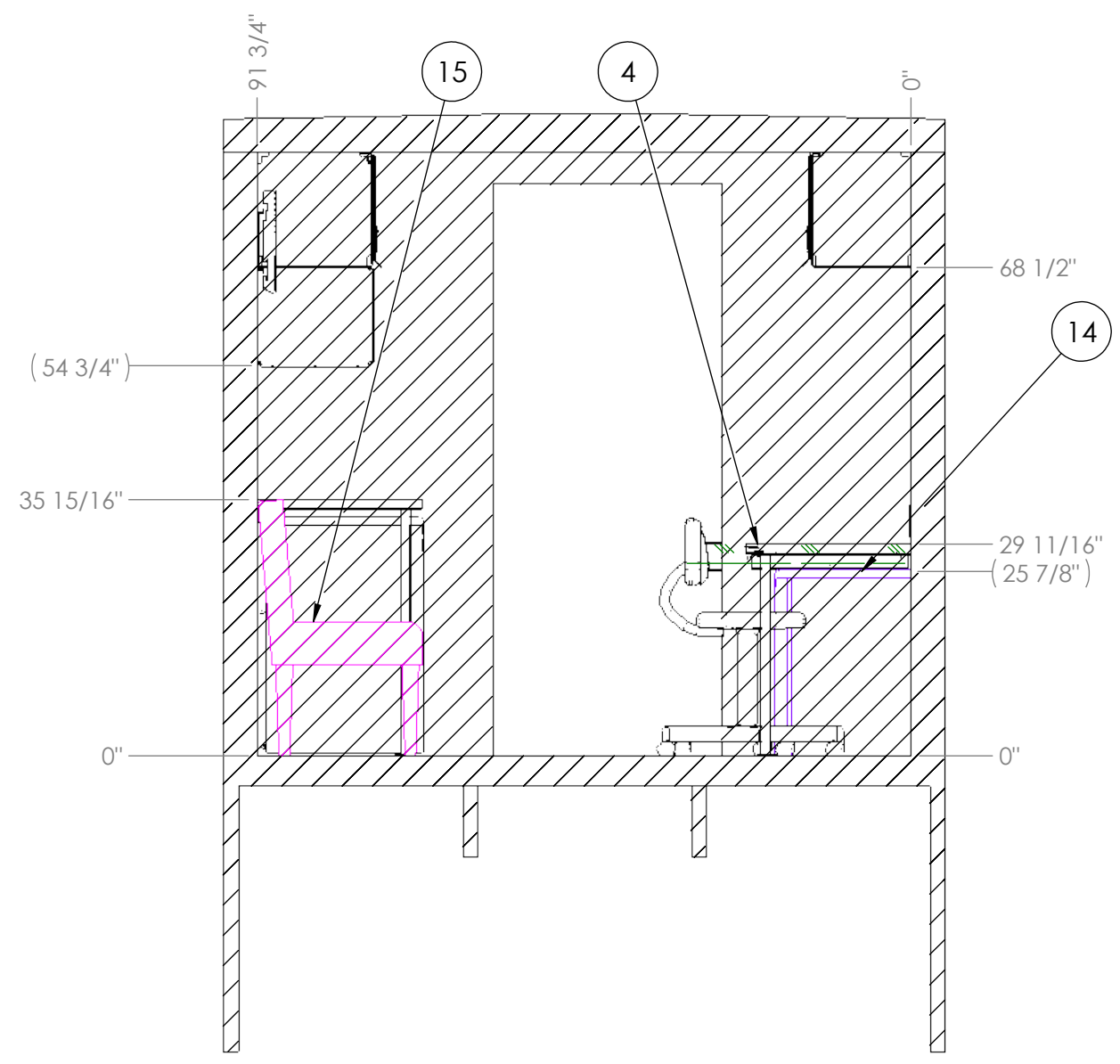
8 7 6 5 4 3 2 1

C:\NomadGCS\CLIENT\TEXAS\803661 - FORT BEND MOBILE MEDICAL\CS0\803661-Q Wednesday, October 28, 2020 11:19:13 AM Andrew Ford

8 7 6 5 4 3 2 1

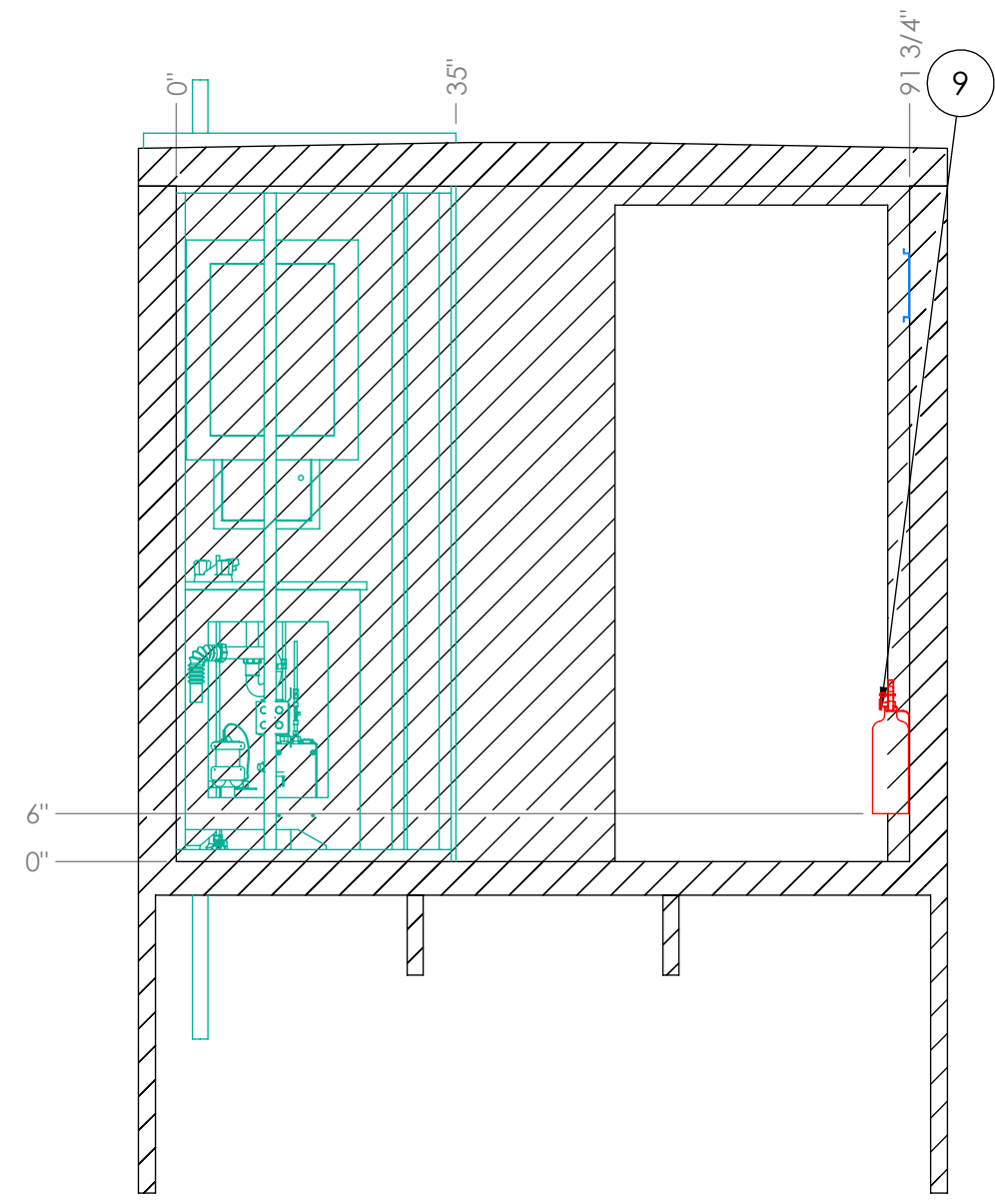
**SECTION E1-E1
SCALE 1 : 24**

MIDDLE ROOM LOOKING REARWARD



**SECTION E2-E2
SCALE 1 : 24**

MIDDLE ROOM LOOKING FORWARD



8 7 6 5 4 3 2 1

<p>PROPRIETARY AND CONFIDENTIAL</p> <p>THE INFORMATION CONTAINED IN THIS DRAWING IS THE SOLE PROPERTY OF NOMAD GCS. ANY REPRODUCTION IN PART OR AS A WHOLE WITHOUT THE WRITTEN PERMISSION OF NOMAD GCS IS PROHIBITED.</p> <p>UNLESS OTHERWISE SPECIFIED: DIMENSIONS ARE IN INCHES</p> <p>TOLERANCES: X/X ± 1/16 .X* ± 0.5* .X ± 0.100 .XX ± 0.050 .XXX ± 0.030</p>	NOMAD GCS	
	<p>TITLE:</p> <p style="text-align: center;">803661-Q, 803661_TX_FortBend_MobileHealthClinic, INTERNAL WORK AREAS AND CABINERY</p>	
	<p>DWG. NO.</p> <p style="text-align: center; font-size: 24pt;">803661-Q</p>	<p>REV.</p> <p style="text-align: center; font-size: 24pt;">A</p>
<p>DO NOT SCALE DRAWING</p>		<p>SHEET 7 OF 9</p>

A

A

D

D

C

C

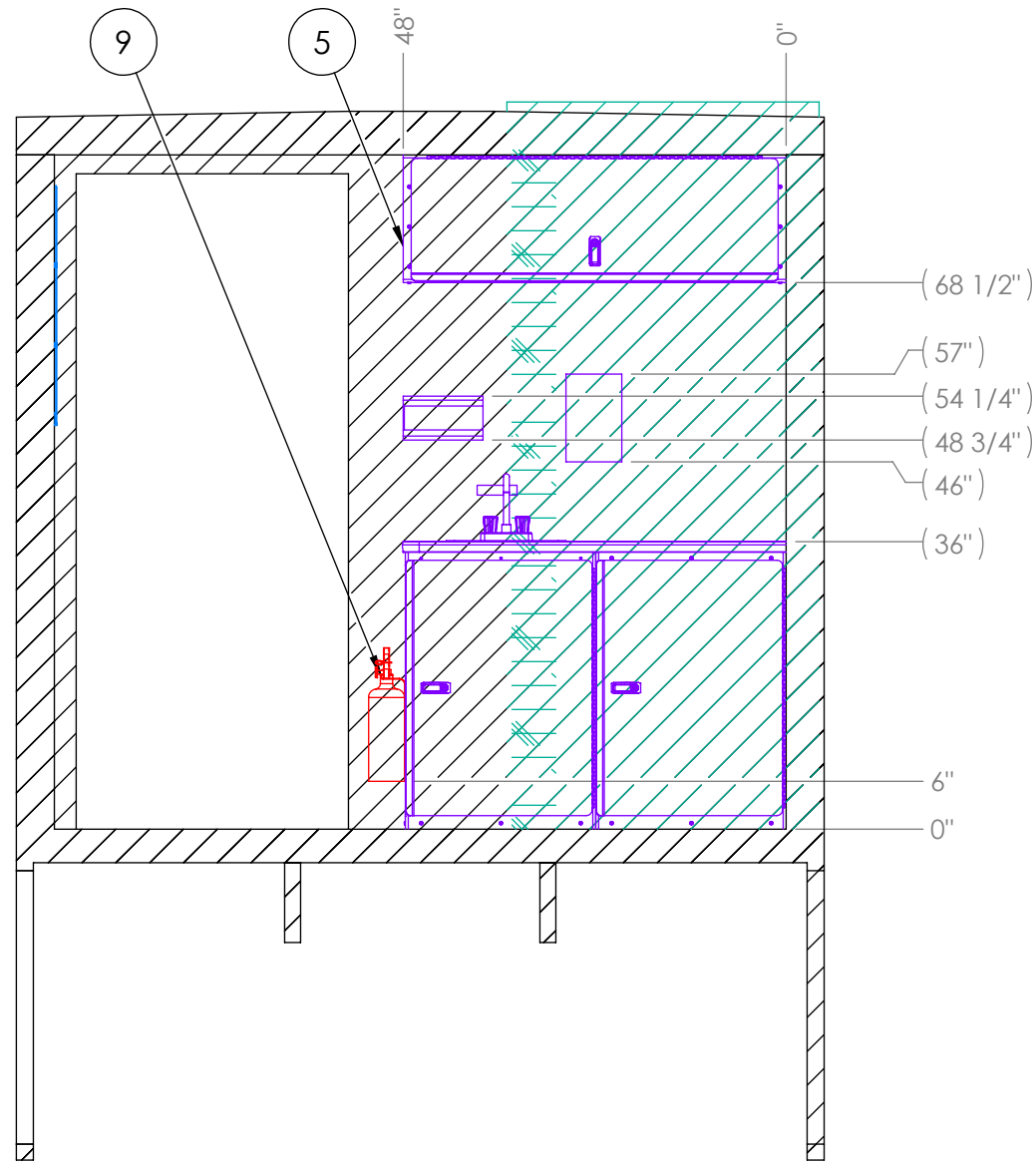
B

B

8 7 6 5 4 3 2 1

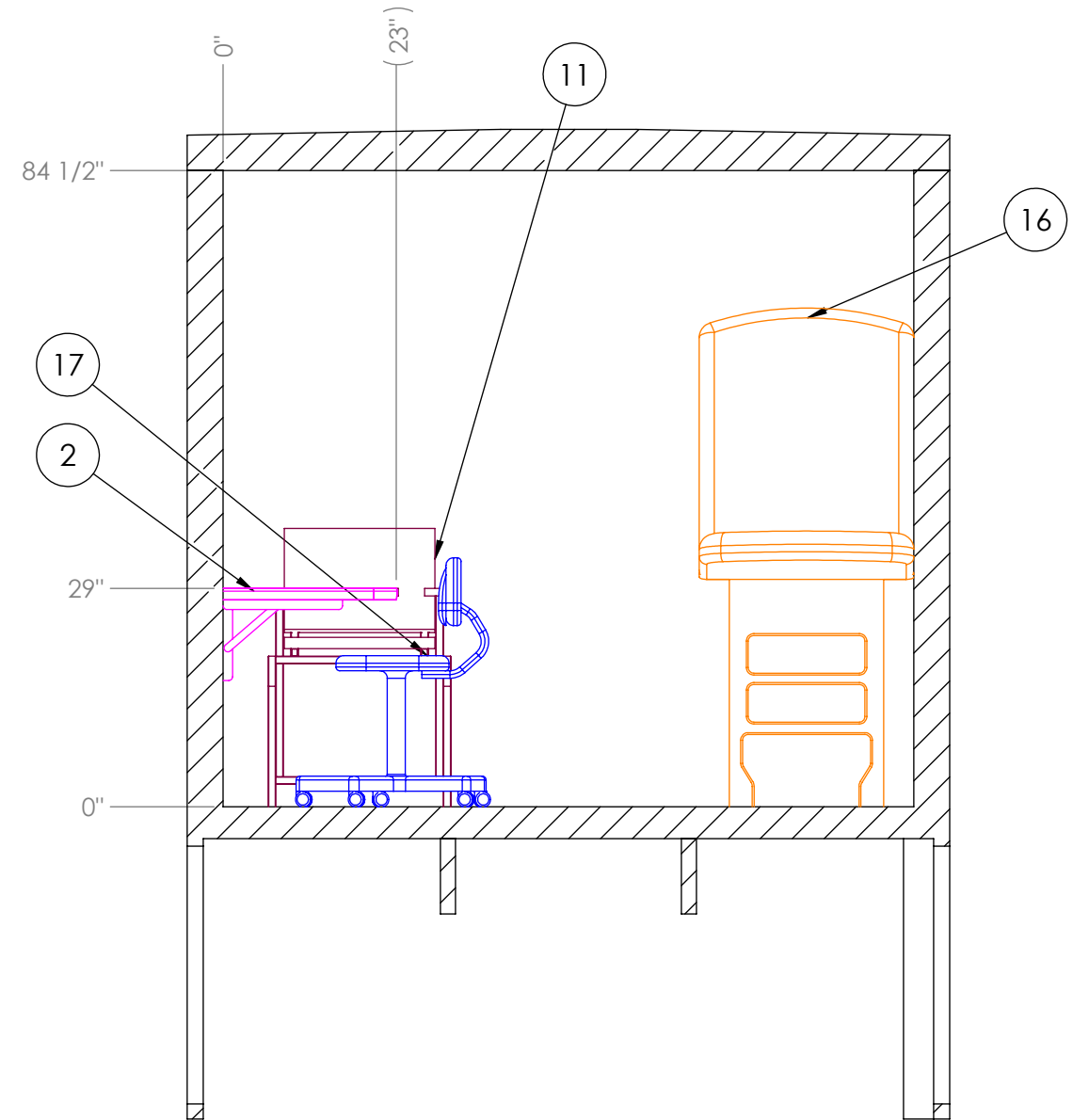
**SECTION F1-F1
SCALE 1 : 24**

FRONT ROOM LOOKING REARWARD



**SECTION F2-F2
SCALE 1 : 24**

FRONT ROOM LOOKING FORWARD

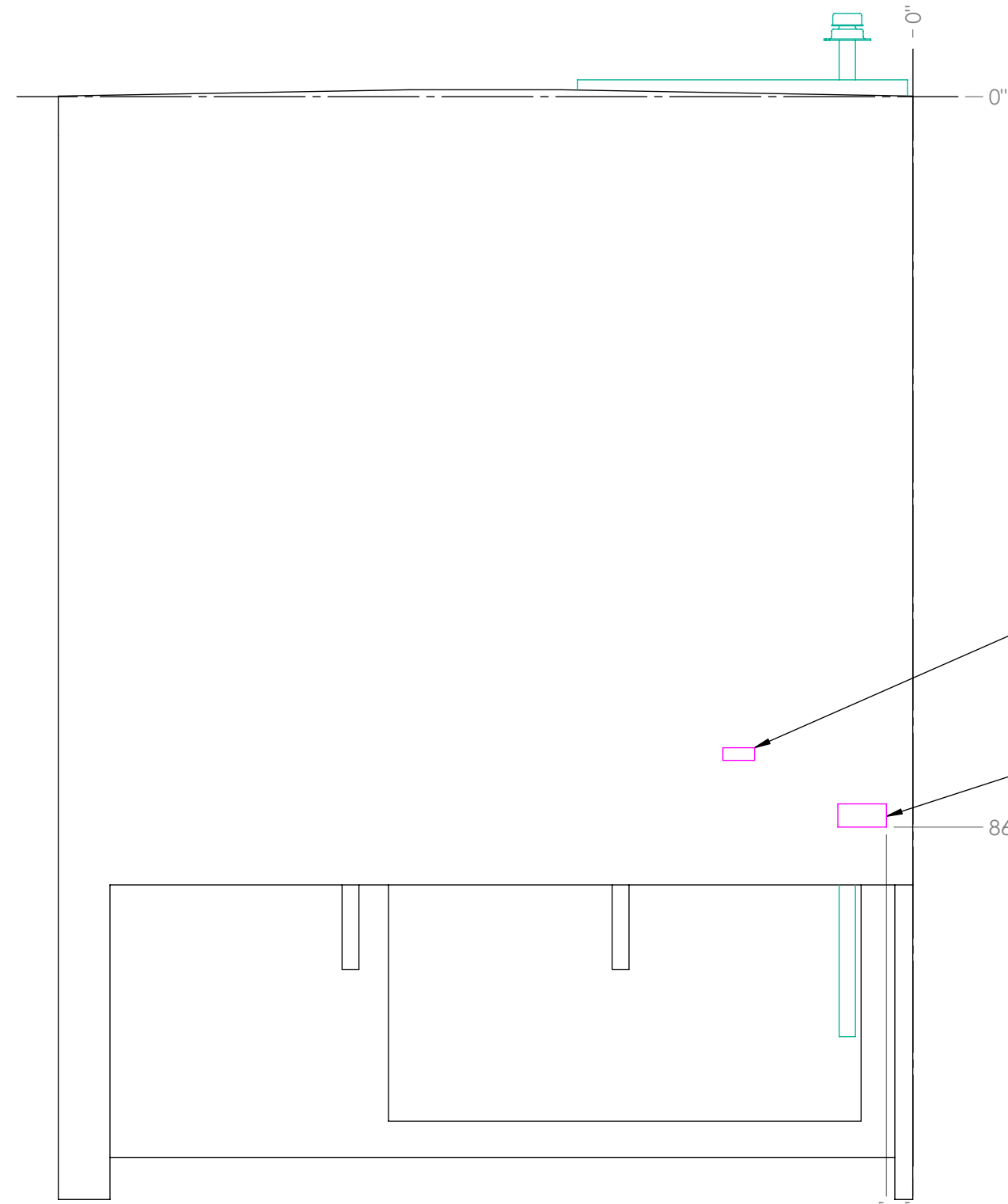


C:\NomadGCS\CLIENT\TEXAS\803661 - FORT BEND MOBILE MEDICAL\CS\803661-Q Wednesday, October 28, 2020 11:19:13 AM AndrewFord

<p>PROPRIETARY AND CONFIDENTIAL</p> <p>THE INFORMATION CONTAINED IN THIS DRAWING IS THE SOLE PROPERTY OF NOMAD GCS. ANY REPRODUCTION IN PART OR AS A WHOLE WITHOUT THE WRITTEN PERMISSION OF NOMAD GCS IS PROHIBITED.</p> <p>UNLESS OTHERWISE SPECIFIED: DIMENSIONS ARE IN INCHES</p> <p>TOLERANCES: X/X ± 1/16 X° ± 0.5° .X ± 0.100 .XX ± 0.050 .XXX ± 0.030</p>	NOMAD GCS	
	<p>TITLE: 803661-Q, 803661_TX_FortBend_MobileHealthClinic, INTERNAL WORK AREAS AND CABINERY</p>	
<p>DWG. NO. 803661-Q</p>	<p>REV. A</p>	
<p>DO NOT SCALE DRAWING</p>	<p>SHEET 8 OF 9</p>	

8 7 6 5 4 3 2 1

FRONT EXTERIOR



12 MOUNT IN CAB

10

86 1/2"

3 1/8"

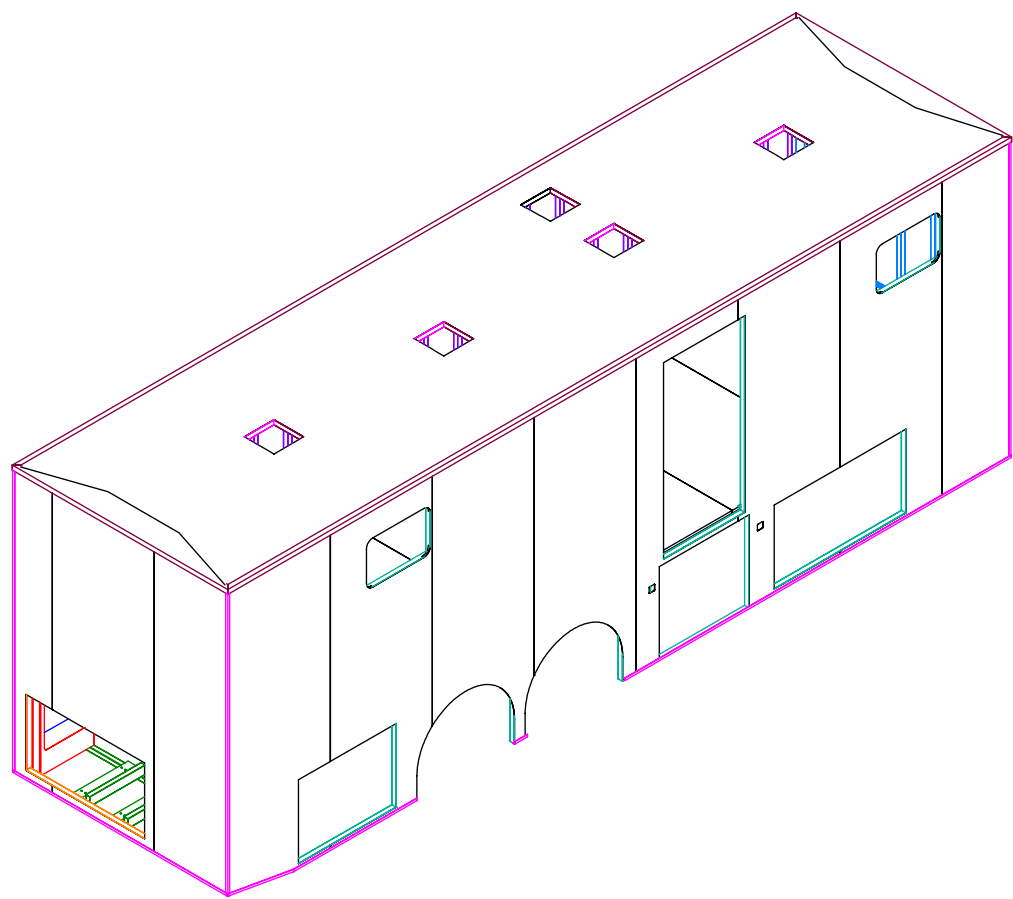
C:\NomadGCS\CLIENT\TEXAS\803661 - FORT BEND MOBILE MEDICAL\CS\803661-Q Wednesday, October 28, 2020 11:19:13 AM AndrewFord

<small>PROPRIETARY AND CONFIDENTIAL</small> THE INFORMATION CONTAINED IN THIS DRAWING IS THE SOLE PROPERTY OF NOMAD GCS. ANY REPRODUCTION IN PART OR AS A WHOLE WITHOUT THE WRITTEN PERMISSION OF NOMAD GCS IS PROHIBITED.	NOMAD GCS	
	TITLE: 803661-Q, 803661_TX_FortBend_MobileHealthClinic, INTERNAL WORK AREAS AND CABINTRY	
<small>UNLESS OTHERWISE SPECIFIED: DIMENSIONS ARE IN INCHES</small> TOLERANCES: X/X ± 1/16 .X° ± 0.5° .X ± 0.100 .XX ± 0.050 .XXX ± 0.030	DWG. NO. <h2 style="margin: 0;">803661-Q</h2>	REV. <h2 style="margin: 0;">A</h2>
DO NOT SCALE DRAWING	SHEET 9 OF 9	

8 7 6 5 4 3 2 1

REVISION NOTES				
ZONE	REV.	DESCRIPTION	DATE	APPROVED
	A	DIMENSION UPDATES, PREVIOUS REV HAD DIMENSIONS THAT DIDN'T ADD UP	3/16/2021	JTM

**ALIGN CUT OUTS TO FRAMING!
OPENING SIZES FOR SKIN CUTS AND FRAMING
FOR DOOR AND WINDOWS ARE CRITICAL.**

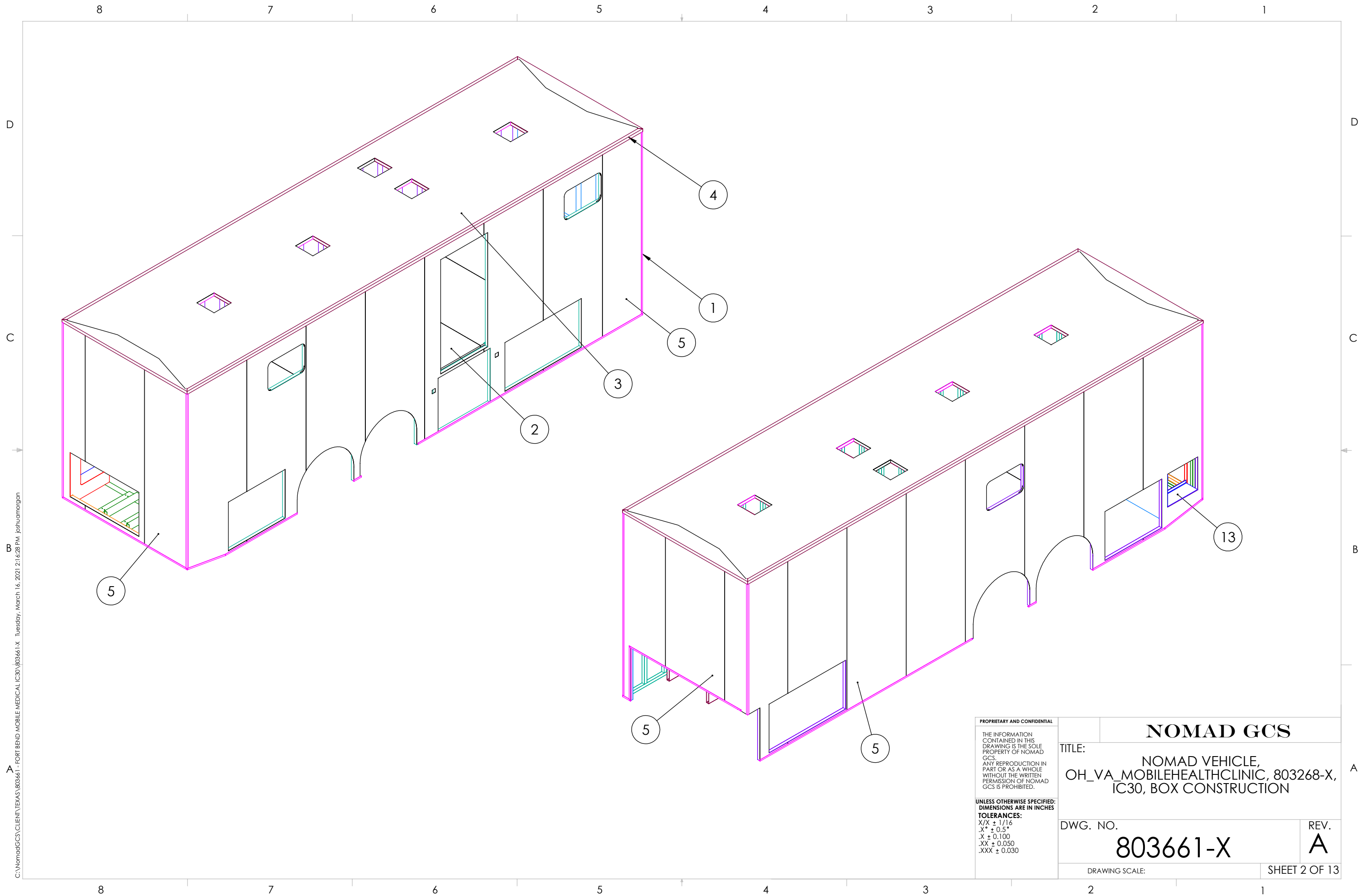


ITEM NO.	DESCRIPTION	PART NUMBER	QTY.	SUPPLIED BY:
1	LA, 1.00 X 1.00 X .060, AL 6061	000027	1570	VENDOR STANDARD
2	PLYWOOD, 1-1/8 X 48.00 X 96.00, TIG	000748	768	VENDOR STANDARD
3	SH, 0.040 X 102.00 X CONTINUOUS SHEET, AL (4000#, APPRX 850')	000976	368	VENDOR STANDARD
4	LS, 2.00 X 2.00 X 0.125, AL 6061	000998	1080	VENDOR STANDARD
5	SH, 0.090 X 48.00 X 144.00, AL, 5052	001138	3096	VENDOR STANDARD
6	ROOF, BOW, FLAT, 97.00, 2.00 X 2.00 X .125, AL	106415	2	FAB,WELD
7	ROOF, BOW, LOW, 97.00, 2.00 X 2.00 X .125, AL	106416	22	FAB,WELD
8	REINFORCEMENT, VENT HOLE, FOR 800778	107695	10	FAB,WELD
9	(DELETE - REPLACE WITH 419358) CORNER GUIDE, 3.00R, FOR CUTTING OUT WINDOWS	111137	12	CNC
10	SUB FLOOR, STEEL, IC30, 803268	117663	1	NOMAD FABRICATED
11	MOUNTING BRACKET, UNDER CHASSIS, GENERATOR, ONAN 20KW, 34.00 SKIRT, STEEL	117664	1	NOMAD FABRICATED
12	SIDE, GEN COMPARTMENT, AIR INTAKE, FOR 803268	117665	1	CNC,BRK,ASY
13	SHROUD, GEN COMPARTMENT, AIR INTAKE, FOR 803268	117666	1	CNC,BRK,ASY
14	BACK, GEN COMPARTMENT, FOR 803268	117667	1	SHEAR
15	RIGHT SIDE, GEN COMPARTMENT, FOR 803268	117668	1	SHEAR
16	WALL FRAMING, SS, ALUMINUM, IC30, 803268	121048	1	FAB,WELD
17	WALL FRAMING, FRONT, ALUMINUM, IC30, 803661	121049	1	FAB,WELD
18	WALL FRAMING, REAR, ALUMINUM, IC30, 803661	121051	1	FAB,WELD
19	WALL FRAMING, CS, ALUMINUM, IC30, 803268	121052	1	FAB,WELD
20	LS, 1.00 X 1.00 X 0.130, AL 6061	000030	3840	VENDOR STANDARD
21	TAPE, ADHESIVE DOUBLE BACKED, VHB, 0.045" THICK, 1/2" X 36YD, 3M, 5952P, 02120059967	000687	11664	VENDOR STANDARD
22	ADHESIVE, STRUCTURAL, POLYURETHANE, WHITE, 20OZ SAUSAGE, SOLIDBOND, 122250-20W	001988	220	VENDOR STANDARD
23	SEALANT, AUTOBODY, ALL AROUND ADHESIVE	001595	40	VENDOR STANDARD

QTY	PROJECT
UNLESS OTHERWISE SPECIFIED:	
DIMENSIONS ARE IN INCHES	
TOLERANCES: X/X ± 1/16	
.X° ± 0.5°	
.X ± 0.100	
.XX ± 0.050	
.XXX ± 0.030	
PRODUCED BY: NOMAD FABRICATED	
MATERIAL Material <not specified>	
FINISH NONE	
WEIGHT 4869.25	
PROPRIETARY AND CONFIDENTIAL	
THE INFORMATION CONTAINED IN THIS DRAWING IS THE SOLE PROPERTY OF NOMAD GCS. ANY REPRODUCTION IN PART OR AS A WHOLE WITHOUT THE WRITTEN PERMISSION OF NOMAD GCS IS PROHIBITED.	
TITLE: NOMAD GCS NOMAD VEHICLE, OH_VA_MOBILEHEALTHCLINIC, 803268-X, IC30, BOX CONSTRUCTION	
DWG. NO. 803661-X	
REV. A	
DO NOT SCALE DRAWING	
SHEET 1 OF 13	

C:\NomadGCS\CLIENT\TEXAS\803661-1 - FORT BEND MOBILE MEDICAL IC30\803661-X Tuesday, March 16, 2021 2:16:28 PM joshuamorgan

8 7 6 5 4 3 2 1

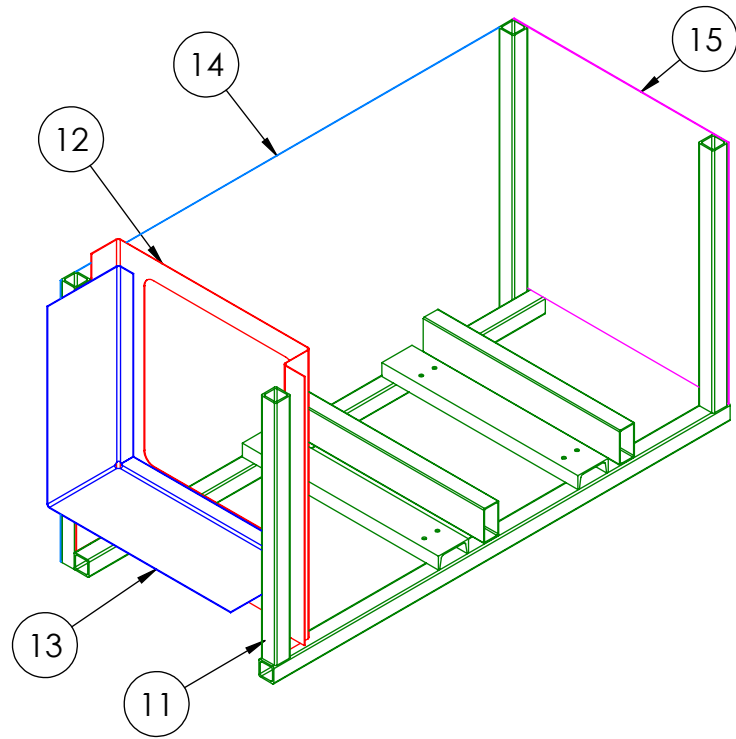


C:\NomadGCS\CLIENT\TEXAS\803661 - FORT BEND MOBILE MEDICAL IC30\803661-X Tuesday, March 16, 2021 2:16:28 PM jshuamorgan
 A

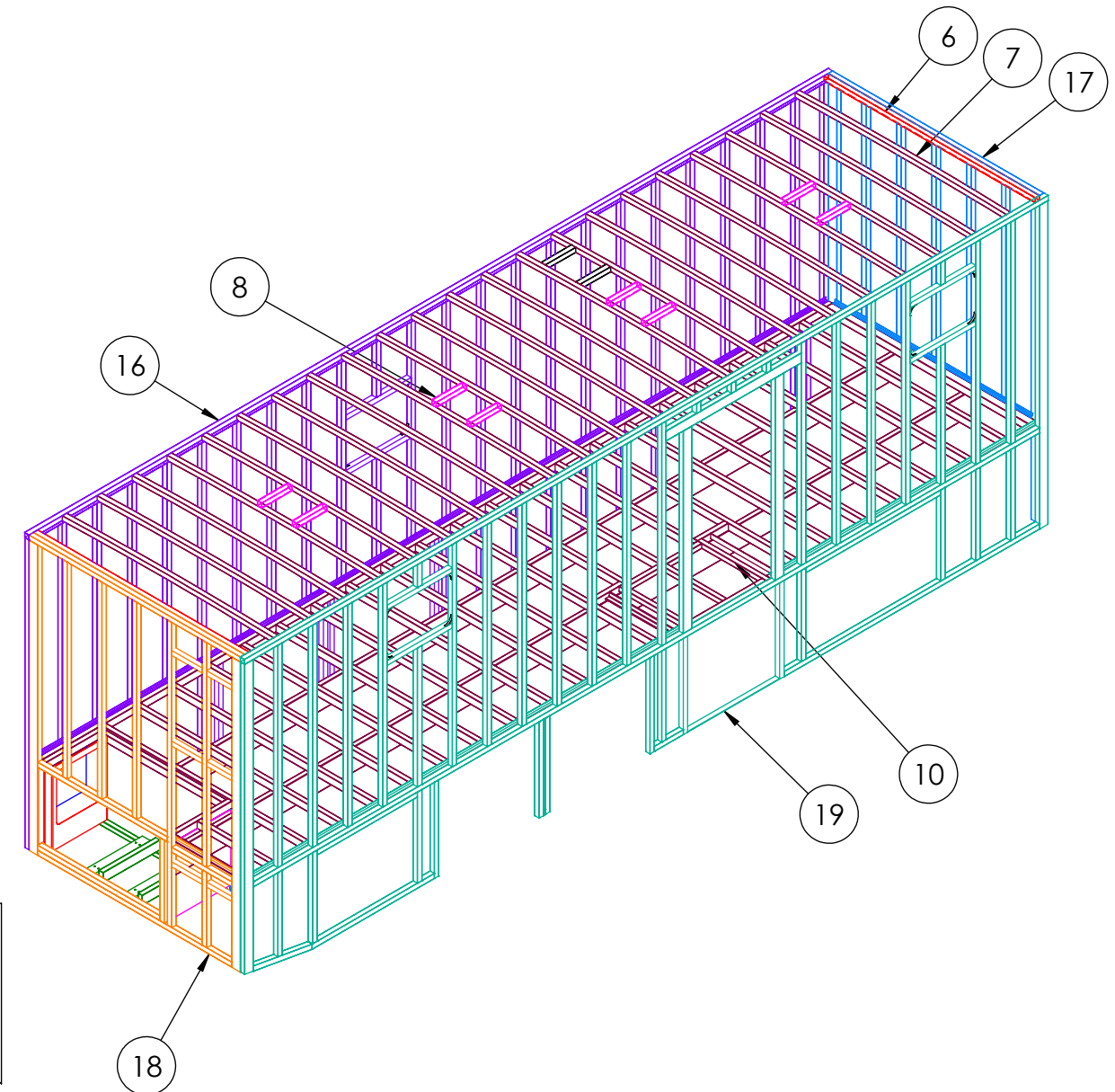
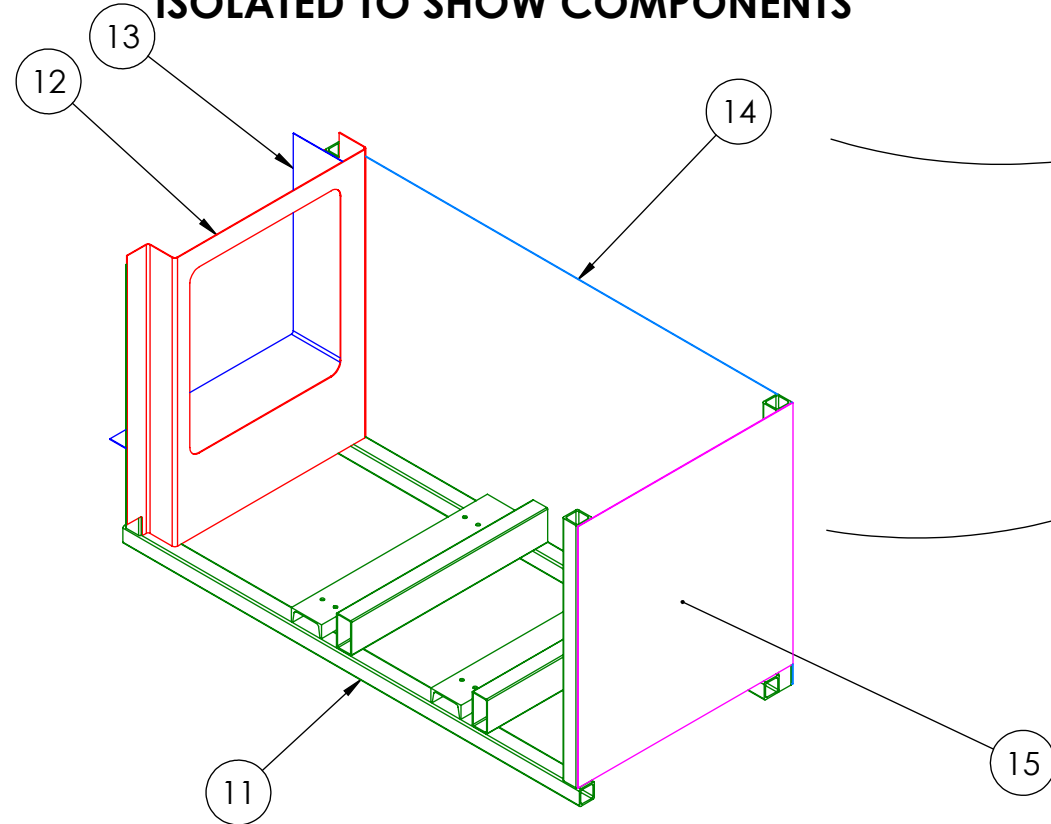
PROPRIETARY AND CONFIDENTIAL
 THE INFORMATION CONTAINED IN THIS DRAWING IS THE SOLE PROPERTY OF NOMAD GCS. ANY REPRODUCTION IN PART OR AS A WHOLE WITHOUT THE WRITTEN PERMISSION OF NOMAD GCS IS PROHIBITED.
UNLESS OTHERWISE SPECIFIED: DIMENSIONS ARE IN INCHES
TOLERANCES:
 X/X ± 1/16
 .X° ± 0.5°
 .X ± 0.100
 .XX ± 0.050
 .XXX ± 0.030

NOMAD GCS	
TITLE: NOMAD VEHICLE, OH_VA_MOBILEHEALTHCLINIC, 803268-X, IC30, BOX CONSTRUCTION	
DWG. NO. <h1 style="margin: 0;">803661-X</h1>	REV. <h1 style="margin: 0;">A</h1>
DRAWING SCALE:	SHEET 2 OF 13

SHEET METAL SIDES, EXTERIOR TRIM AND PLYWOOD FLOORING HIDDEN



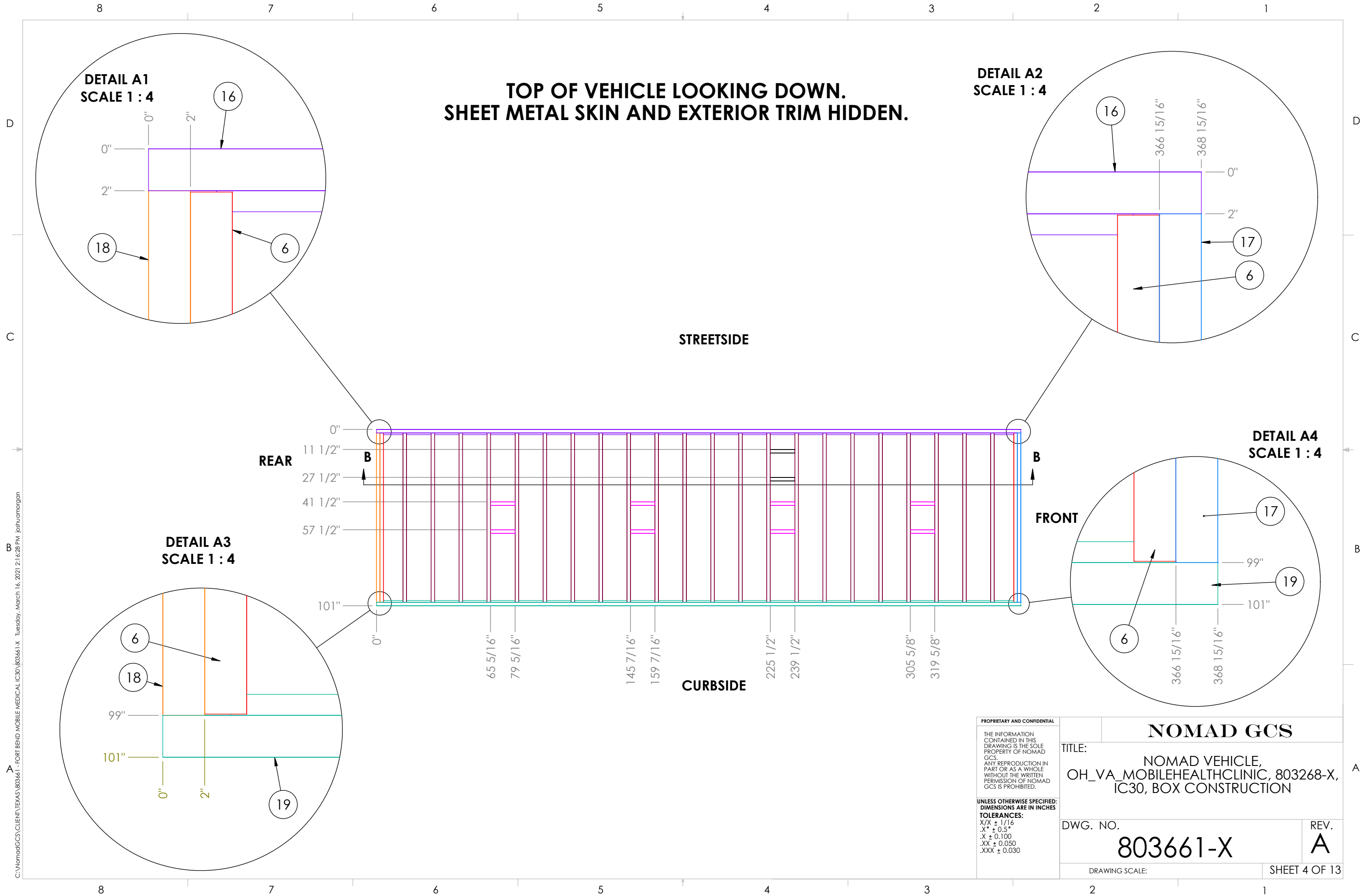
GENERATOR COMPARTMENT ISOLATED TO SHOW COMPONENTS



C:\NomadGCS\CLIENT\TEXAS\803661 - FORT BEND MOBILE MEDICAL IC30\803661-X Tuesday, March 16, 2021 2:16:28 PM jshuamorgan

PROPRIETARY AND CONFIDENTIAL
 THE INFORMATION CONTAINED IN THIS DRAWING IS THE SOLE PROPERTY OF NOMAD GCS. ANY REPRODUCTION IN PART OR AS A WHOLE WITHOUT THE WRITTEN PERMISSION OF NOMAD GCS IS PROHIBITED.
UNLESS OTHERWISE SPECIFIED: DIMENSIONS ARE IN INCHES
TOLERANCES:
 X/X ± 1/16
 .X* ± 0.5°
 .X ± 0.100
 .XX ± 0.050
 .XXX ± 0.030

NOMAD GCS	
TITLE: NOMAD VEHICLE, OH_VA_MOBILEHEALTHCLINIC, 803268-X, IC30, BOX CONSTRUCTION	
DWG. NO. 803661-X	REV. A
DRAWING SCALE:	SHEET 3 OF 13



**TOP OF VEHICLE LOOKING DOWN.
SHEET METAL SKIN AND EXTERIOR TRIM HIDDEN.**

**DETAIL A2
SCALE 1 : 4**

**DETAIL A1
SCALE 1 : 4**

**DETAIL A3
SCALE 1 : 4**

**DETAIL A4
SCALE 1 : 4**

PROPRIETARY AND CONFIDENTIAL
THE INFORMATION CONTAINED IN THIS DRAWING IS THE SOLE PROPERTY OF NOMAD GCS. ANY REPRODUCTION IN PART OR AS A WHOLE WITHOUT THE WRITTEN PERMISSION OF NOMAD GCS IS PROHIBITED.

**UNLESS OTHERWISE SPECIFIED:
DIMENSIONS ARE IN INCHES**
TOLERANCES:
X/X ± 1/16
.X* ± 0.5*
.X ± 0.100
.XX ± 0.050
.XXX ± 0.030

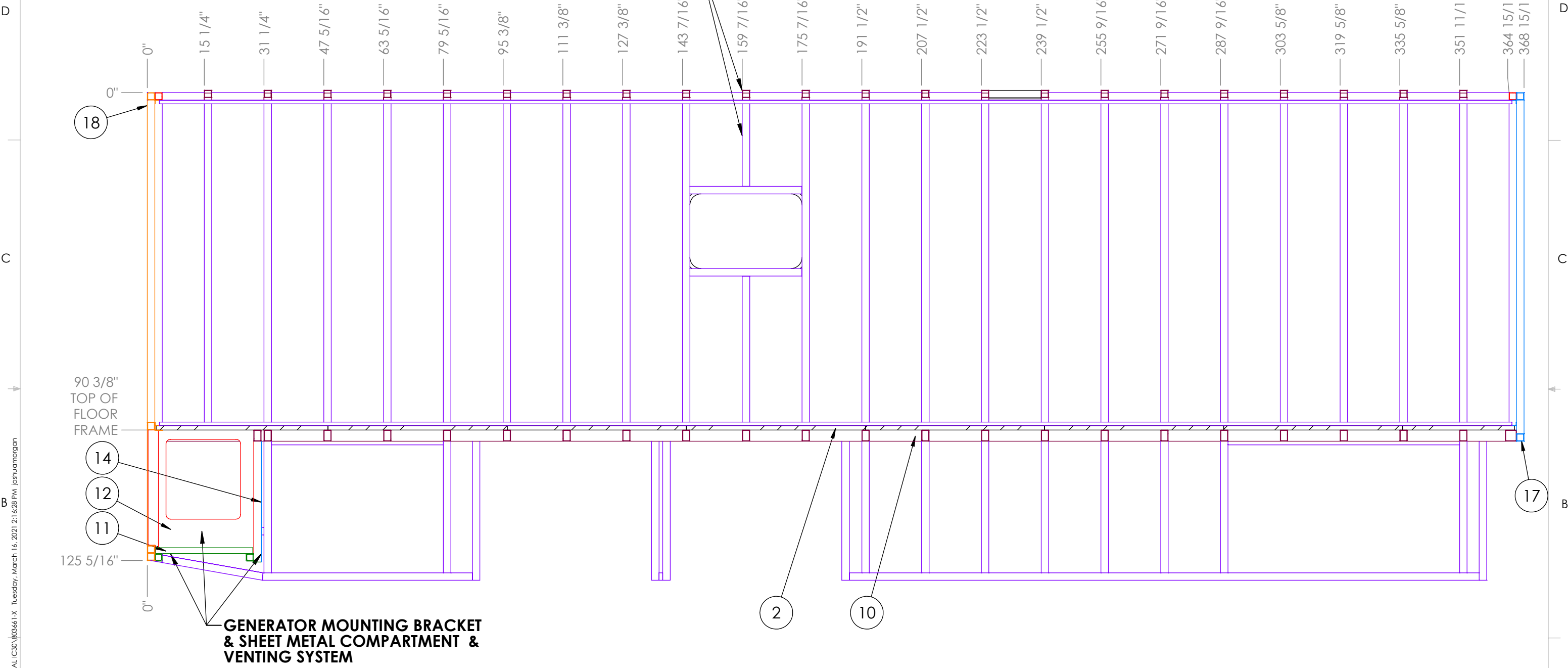
NOMAD GCS	
TITLE: NOMAD VEHICLE, OH_VA_MOBILEHEALTHCLINIC, 803268-X, IC30, BOX CONSTRUCTION	
DWG. NO. 803661-X	REV. A
DRAWING SCALE:	SHEET 4 OF 13

C:\NomadGCS\CLIENT\TEXAS\803661-X - FORT BEND MOBILE MEDICAL IC30\803661-X - Tuesday, March 16, 2021 2:16:28 PM joshuamorgan

STREET SIDE INTERIOR

NOTE POSITIONING OF THESE TUBES! ROOF BOWS ARE DIRECTLY ABOVE WALL STUDS.

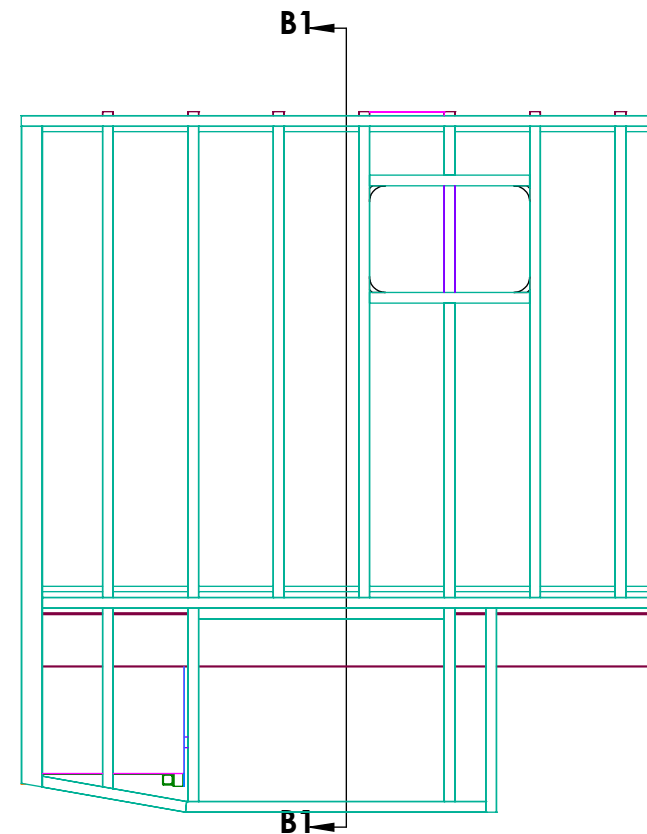
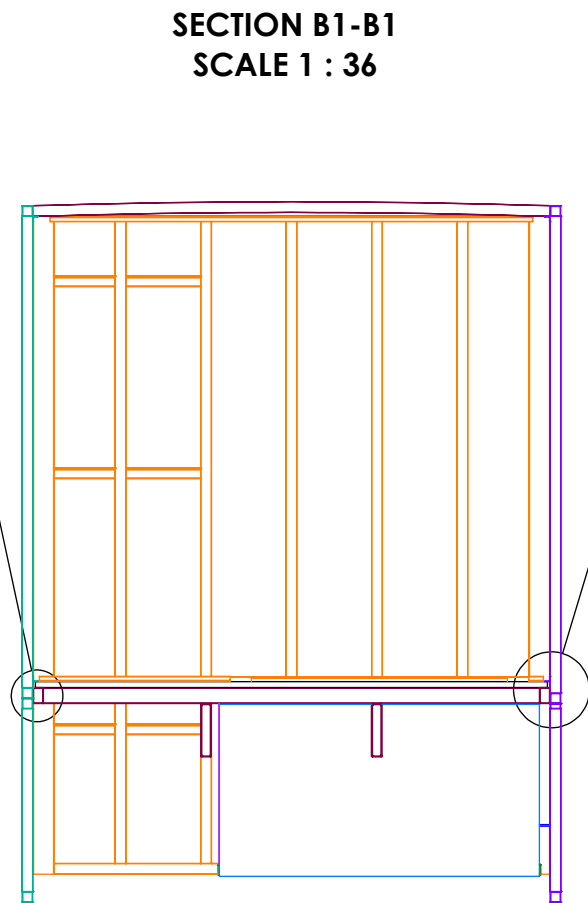
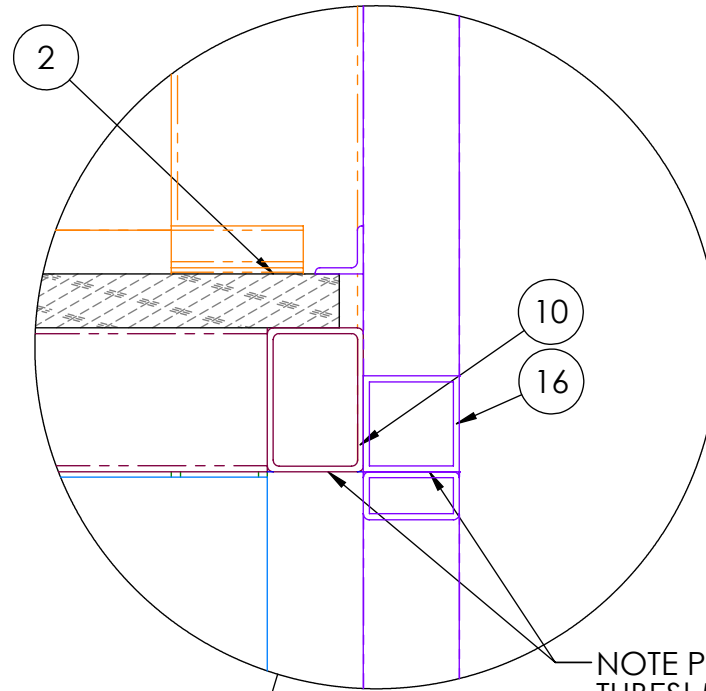
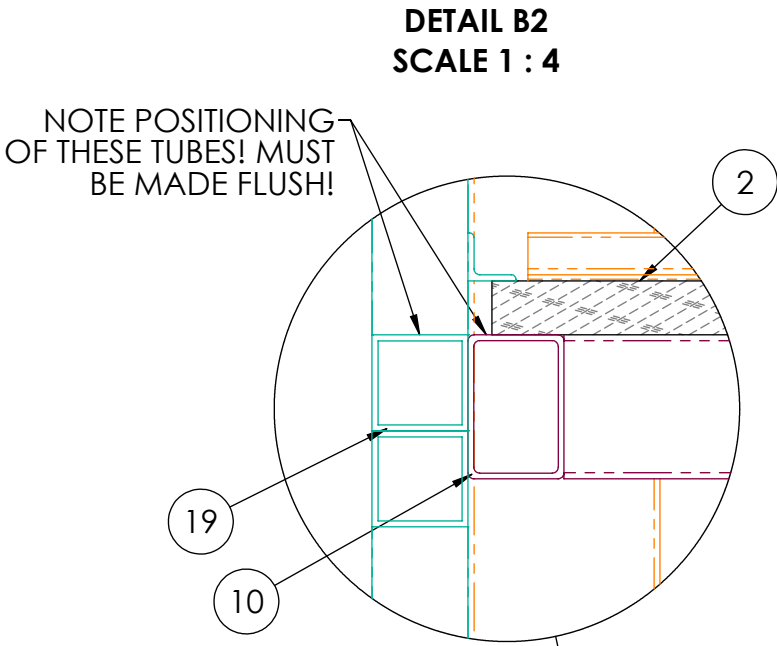
**SECTION B-B
SCALE 1 : 26**



C:\NomadGCS\CLIENT\TEXAS\803661-X\FORT BEND MOBILE MEDICAL\IC30\803661-X Tuesday, March 16, 2021 2:16:28 PM joshuamorgan

<small>PROPRIETARY AND CONFIDENTIAL</small> THE INFORMATION CONTAINED IN THIS DRAWING IS THE SOLE PROPERTY OF NOMAD GCS. ANY REPRODUCTION IN PART OR AS A WHOLE WITHOUT THE WRITTEN PERMISSION OF NOMAD GCS IS PROHIBITED. <small>UNLESS OTHERWISE SPECIFIED: DIMENSIONS ARE IN INCHES</small> TOLERANCES: X/X ± 1/16 X° ± 0.5° .X ± 0.100 .XX ± 0.050 .XXX ± 0.030	NOMAD GCS	
	TITLE: NOMAD VEHICLE, OH_VA_MOBILEHEALTHCLINIC, 803268-X, IC30, BOX CONSTRUCTION	
	DWG. NO. <h1 style="margin: 0;">803661-X</h1>	REV. <h1 style="margin: 0;">A</h1>
DRAWING SCALE:		SHEET 5 OF 13

NEW WALL FRAME TO FLOOR FRAME TUBE ALIGNMENT REQUIREMENTS!



PROPRIETARY AND CONFIDENTIAL

THE INFORMATION CONTAINED IN THIS DRAWING IS THE SOLE PROPERTY OF NOMAD GCS. ANY REPRODUCTION IN PART OR AS A WHOLE WITHOUT THE WRITTEN PERMISSION OF NOMAD GCS IS PROHIBITED.

UNLESS OTHERWISE SPECIFIED: DIMENSIONS ARE IN INCHES

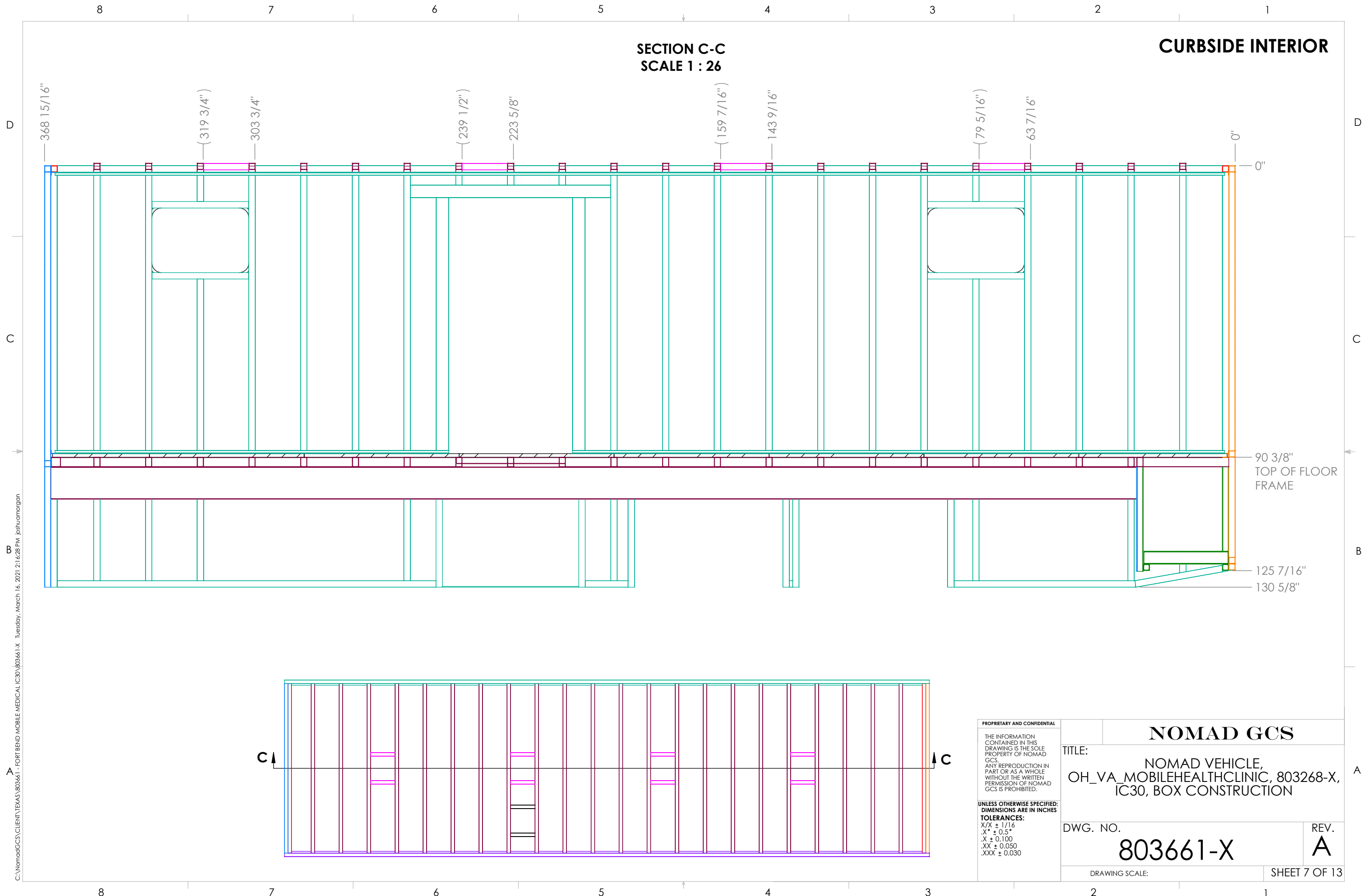
TOLERANCES:
X/X ± 1/16
X° ± 0.5°
.X ± 0.100
.XX ± 0.050
.XXX ± 0.030

NOMAD GCS	
TITLE: NOMAD VEHICLE, OH_VA_MOBILEHEALTHCLINIC, 803268-X, IC30, BOX CONSTRUCTION	
DWG. NO. 803661-X	REV. A
DRAWING SCALE:	SHEET 6 OF 13

C:\NomadGCS\CLIENT\TEXAS\803661-1 - FORT BEND MOBILE MEDICAL IC30\803661-X Tuesday, March 16, 2021 2:16:28 PM joshuamorgan

CURBSIDE INTERIOR

**SECTION C-C
SCALE 1 : 26**



C:\NomadGCS\CLIENT\TEXAS\803661 - FORT BEND MOBILE MEDICAL IC30\803661-X Tuesday, March 16, 2021 2:16:28 PM joshuamorgan

PROPRIETARY AND CONFIDENTIAL
 THE INFORMATION CONTAINED IN THIS DRAWING IS THE SOLE PROPERTY OF NOMAD GCS. ANY REPRODUCTION IN PART OR AS A WHOLE WITHOUT THE WRITTEN PERMISSION OF NOMAD GCS IS PROHIBITED.
UNLESS OTHERWISE SPECIFIED: DIMENSIONS ARE IN INCHES
TOLERANCES:
 X/X ± 1/16
 .X° ± 0.5°
 .X ± 0.100
 .XX ± 0.050
 .XXX ± 0.030

NOMAD GCS	
TITLE: NOMAD VEHICLE, OH_VA_MOBILEHEALTHCLINIC, 803268-X, IC30, BOX CONSTRUCTION	
DWG. NO. 803661-X	REV. A
DRAWING SCALE:	SHEET 7 OF 13

8 7 6 5 4 3 2 1

D

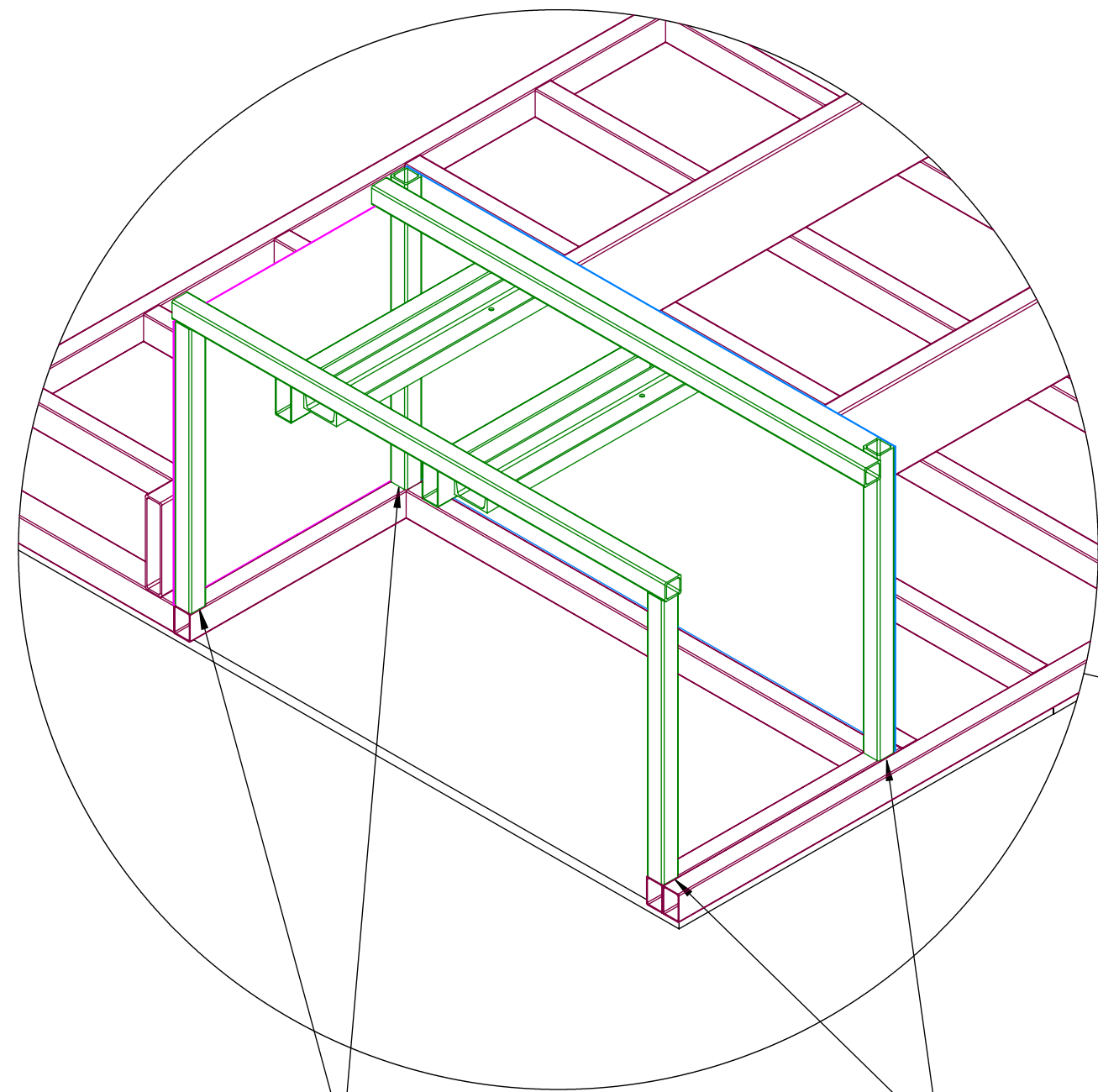
C

B

A

C:\NomadGCS\CLIENT\TEXAS\803661-X - FORT BEND MOBILE MEDICAL IC30\803661-X Tuesday, March 16, 2021 2:16:28 PM joshuamorgan

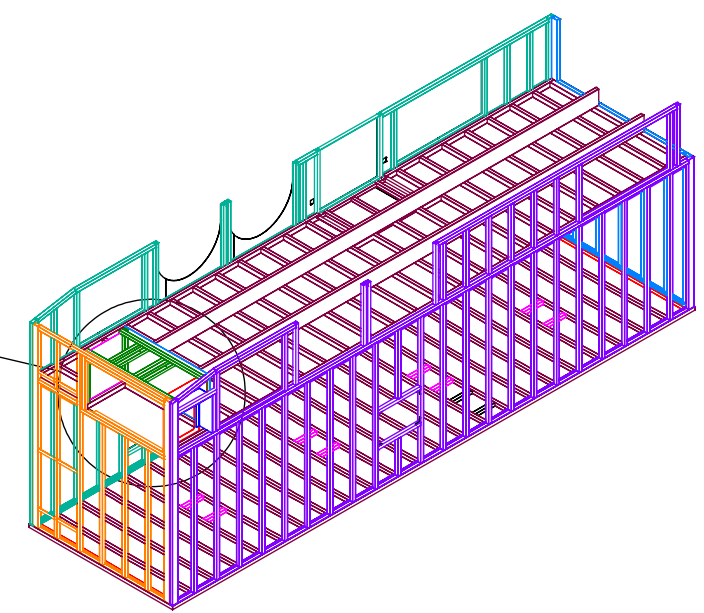
**DETAIL D
SCALE 1 : 14**



**GENERATOR MOUNTING
BRACKET ATTACHMENT POINTS**

**EXTERIOR SKINS & WALL FRAMES
HIDDEN TO SHOW MOUNTING POINTS**

**GENERATOR MOUNTING
BRACKET ATTACHMENT POINTS**



D

C

B

A

8 7 6 5 4 3 2 1

PROPRIETARY AND CONFIDENTIAL

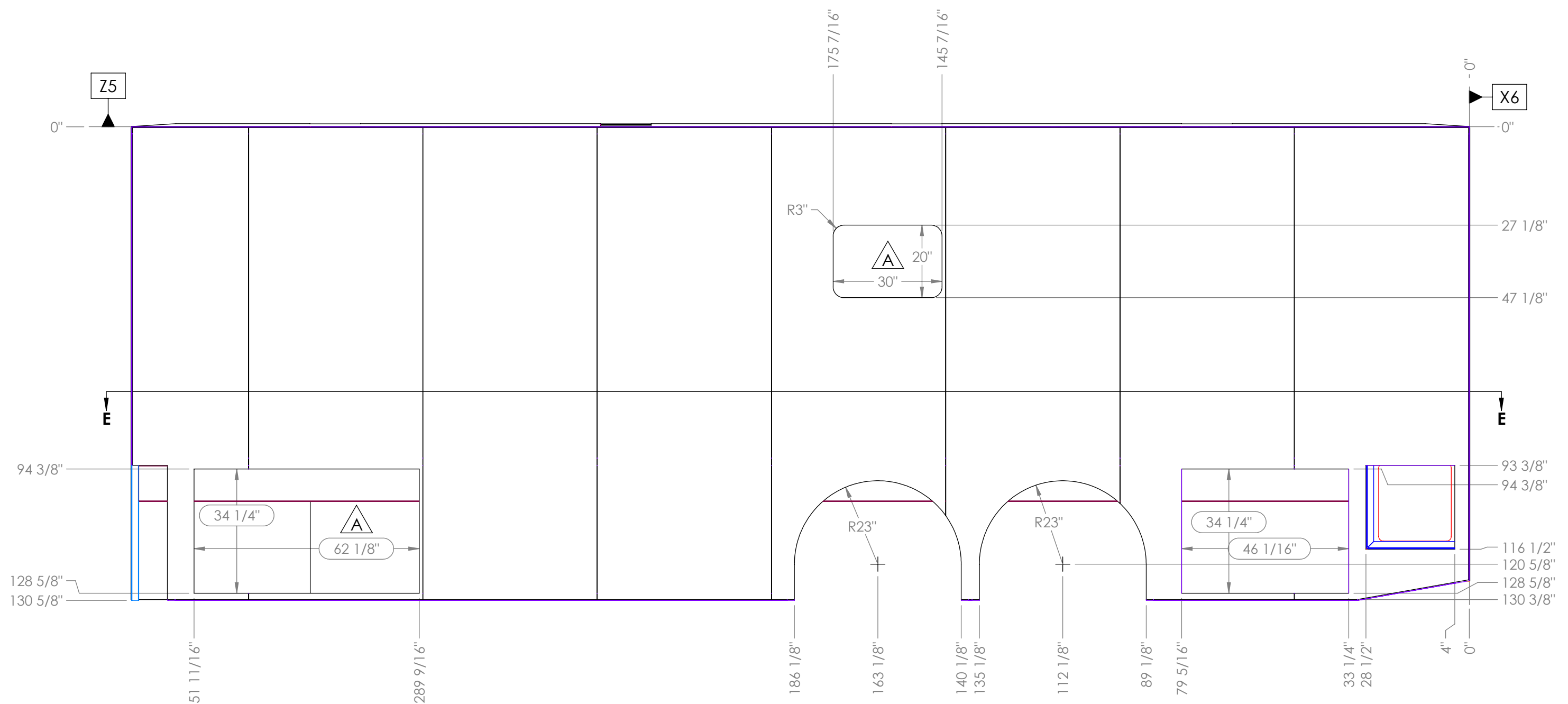
THE INFORMATION CONTAINED IN THIS DRAWING IS THE SOLE PROPERTY OF NOMAD GCS. ANY REPRODUCTION IN PART OR AS A WHOLE WITHOUT THE WRITTEN PERMISSION OF NOMAD GCS IS PROHIBITED.

UNLESS OTHERWISE SPECIFIED: DIMENSIONS ARE IN INCHES

TOLERANCES:
 X/X ± 1/16
 .X° ± 0.5°
 .X ± 0.100
 .XX ± 0.050
 .XXX ± 0.030

NOMAD GCS	
TITLE: NOMAD VEHICLE, OH_VA_MOBILEHEALTHCLINIC, 803268-X, IC30, BOX CONSTRUCTION	
DWG. NO. 803661-X	REV. A
DRAWING SCALE:	SHEET 8 OF 13

STREETSIDE EXTERIOR CUTOUTS



DIMENSIONING NOTES:

DATUM	REFERENCE
X6	REAR EXTERIOR BODY FRAMING
X7	REAR INTERIOR BODY FRAMING
Y8	SS EXTERIOR BODY FRAMING
Y9	SS INTERIOR BODY FRAMING
Z5	TOP OF BODY WALL FRAMING
ZB	TOP OF MAIN FLOOR FRAME
ZD	TOP OF GOOSENECK FLOOR FRAME

PROPRIETARY AND CONFIDENTIAL
 THE INFORMATION CONTAINED IN THIS DRAWING IS THE SOLE PROPERTY OF NOMAD GCS. ANY REPRODUCTION IN PART OR AS A WHOLE WITHOUT THE WRITTEN PERMISSION OF NOMAD GCS IS PROHIBITED.
 UNLESS OTHERWISE SPECIFIED: DIMENSIONS ARE IN INCHES
TOLERANCES:
 X/X ± 1/16
 X* ± 0.5°
 .X ± 0.100
 .XX ± 0.050
 .XXX ± 0.030

NOMAD GCS	
TITLE: NOMAD VEHICLE, OH_VA_MOBILEHEALTHCLINIC, 803268-X, IC30, BOX CONSTRUCTION	
DWG. NO. 803661-X	REV. A
DRAWING SCALE:	SHEET 9 OF 13

C:\NomadGCS\CLIENT\TEXAS\803661 - FORT BEND MOBILE MEDICAL IC30\803661-X Tuesday, March 16, 2021 2:16:28 PM joshuamorgan

8 7 6 5 4 3 2 1

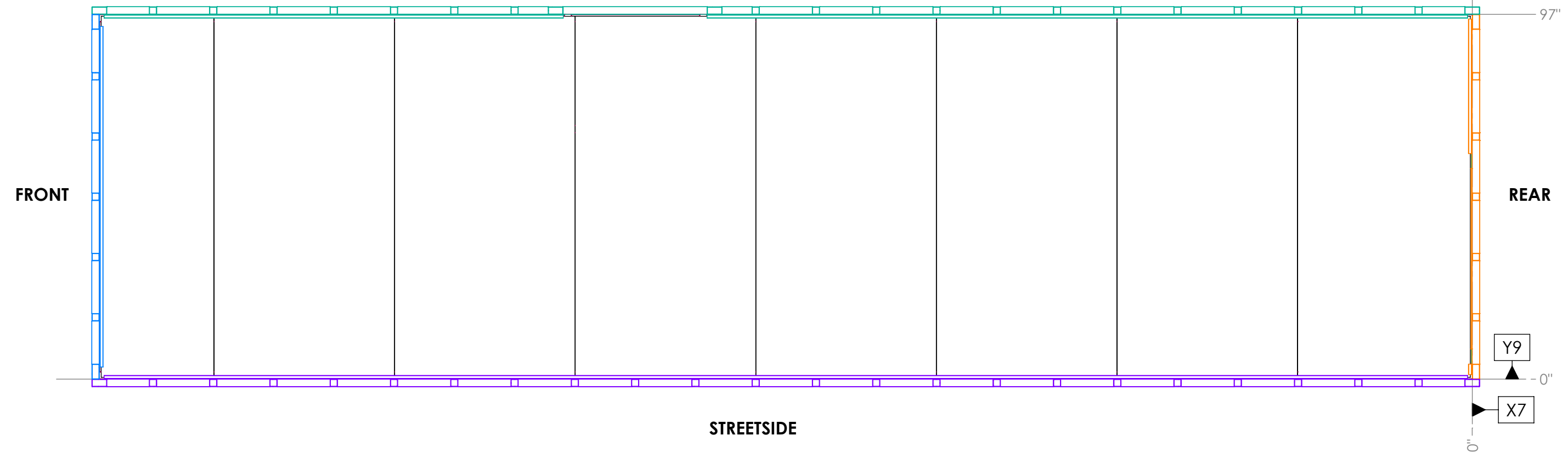
D

D

PLYWOOD FLOOR LAY OUT

SECTION E-E
SCALE 1 : 28

CURBSIDE



C

C

FRONT

REAR

97"

0"

0"

STREETSIDE

B

B

Y9

X7

DIMENSIONING NOTES:

DATUM	REFERENCE
X6	REAR EXTERIOR BODY FRAMING
X7	REAR INTERIOR BODY FRAMING
Y8	SS EXTERIOR BODY FRAMING
Y9	SS INTERIOR BODY FRAMING
Z5	TOP OF BODY WALL FRAMING
ZB	TOP OF MAIN FLOOR FRAME
ZD	TOP OF GOOSENECK FLOOR FRAME

PROPRIETARY AND CONFIDENTIAL
THE INFORMATION CONTAINED IN THIS DRAWING IS THE SOLE PROPERTY OF NOMAD GCS. ANY REPRODUCTION IN PART OR AS A WHOLE WITHOUT THE WRITTEN PERMISSION OF NOMAD GCS IS PROHIBITED.
UNLESS OTHERWISE SPECIFIED: DIMENSIONS ARE IN INCHES
TOLERANCES:
X/X ± 1/16
X° ± 0.5°
.X ± 0.100
.XX ± 0.050
.XXX ± 0.030

NOMAD GCS

TITLE:
NOMAD VEHICLE,
OH_VA_MOBILEHEALTHCLINIC, 803268-X,
IC30, BOX CONSTRUCTION

DWG. NO.
803661-X

REV.
A

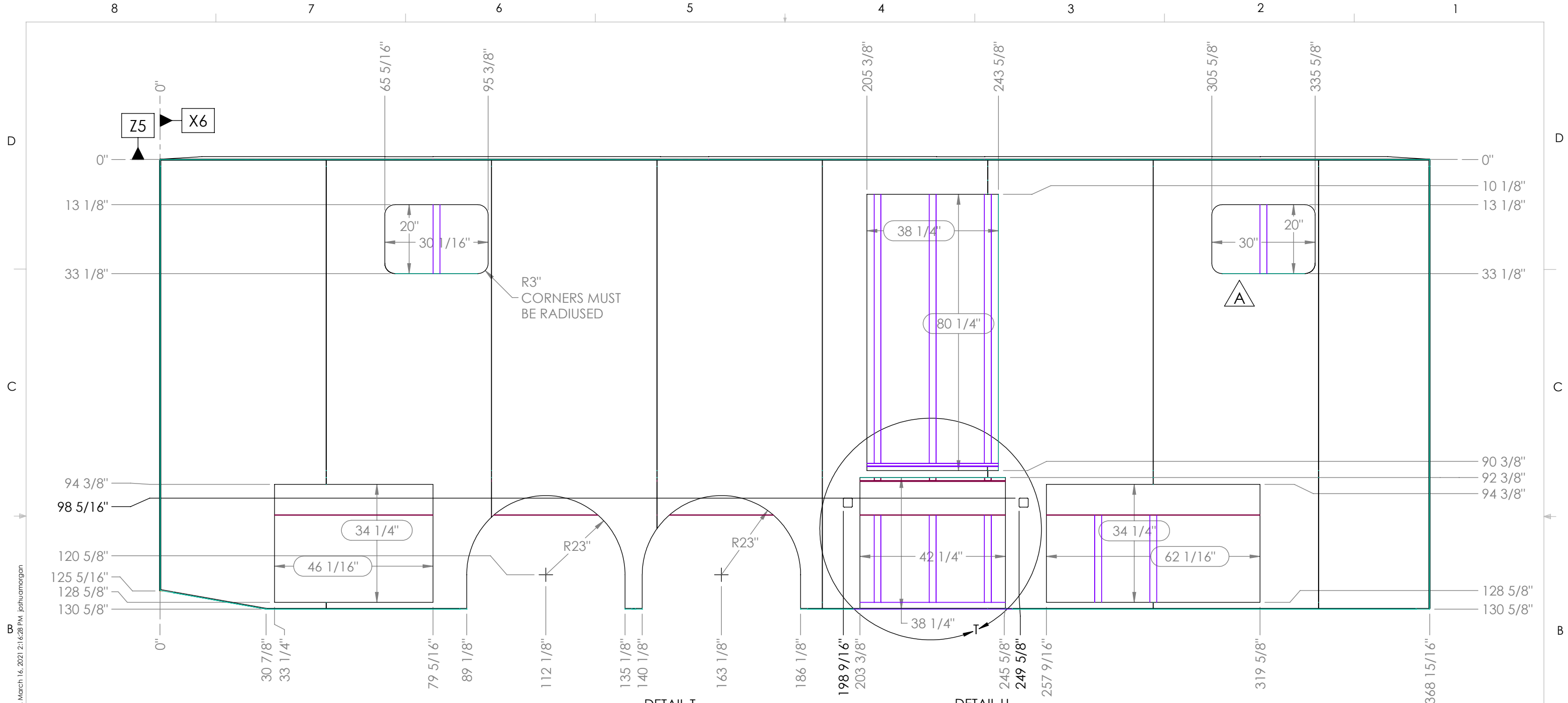
DRAWING SCALE: SHEET 10 OF 13

A

A

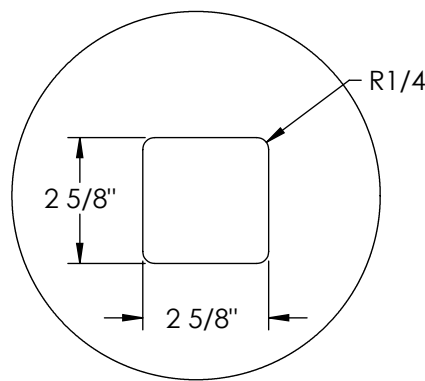
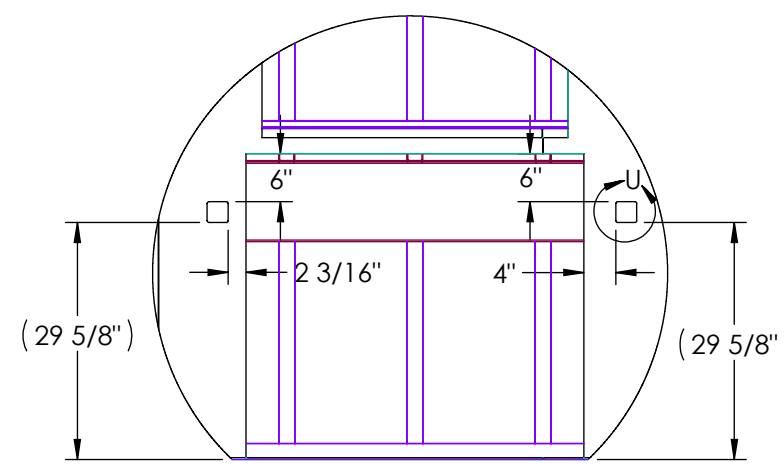
8 7 6 5 4 3 2 1

C:\NomadGCS\CLIENT\TEXAS\803661-X - FORT BEND MOBILE MEDICAL IC30\803661-X Tuesday, March 16, 2021 2:16:28 PM joshuamorgan



DETAIL T
SCALE 1 : 24

DETAIL U
SCALE 1 : 4



DIMENSIONING NOTES:

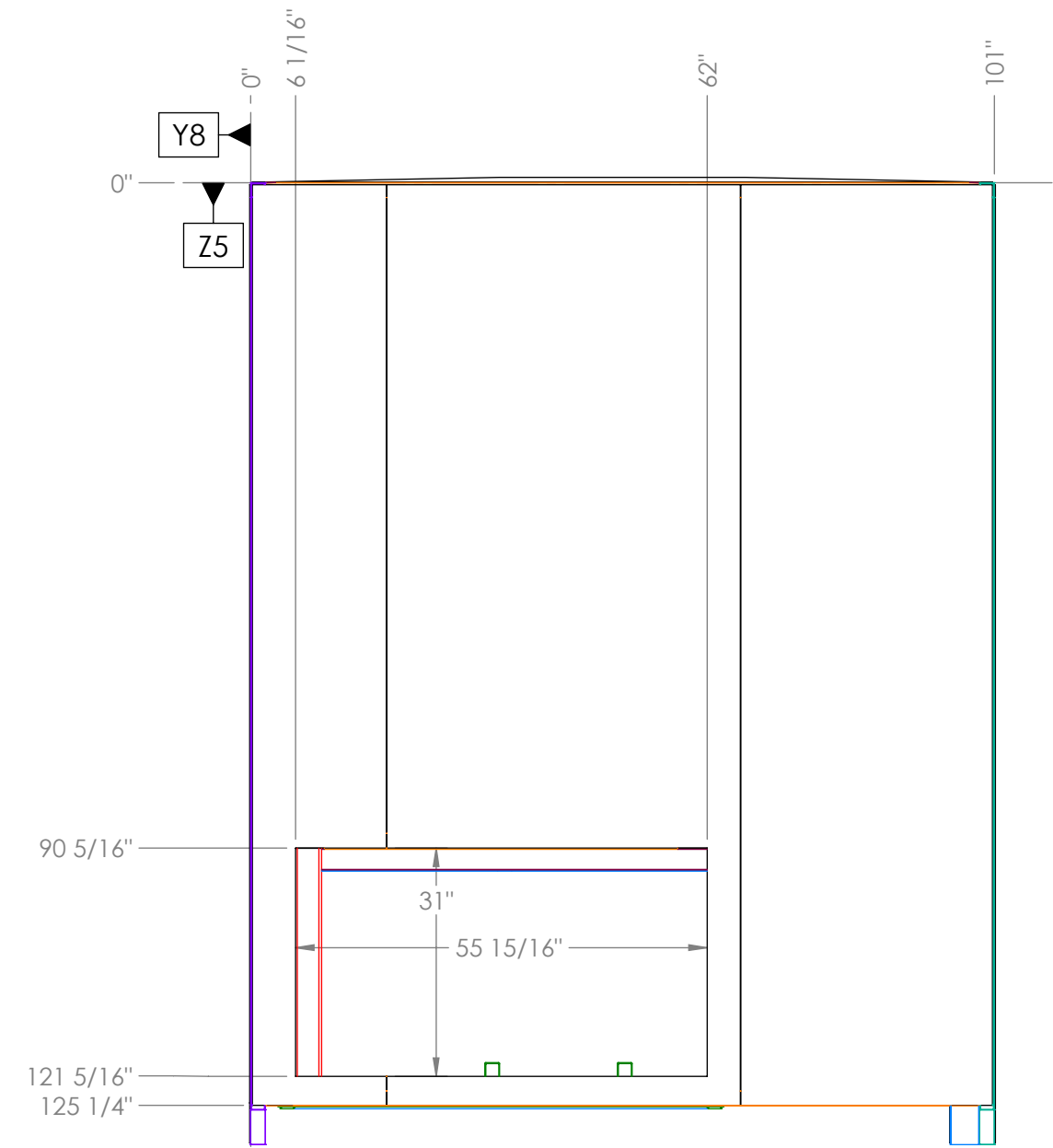
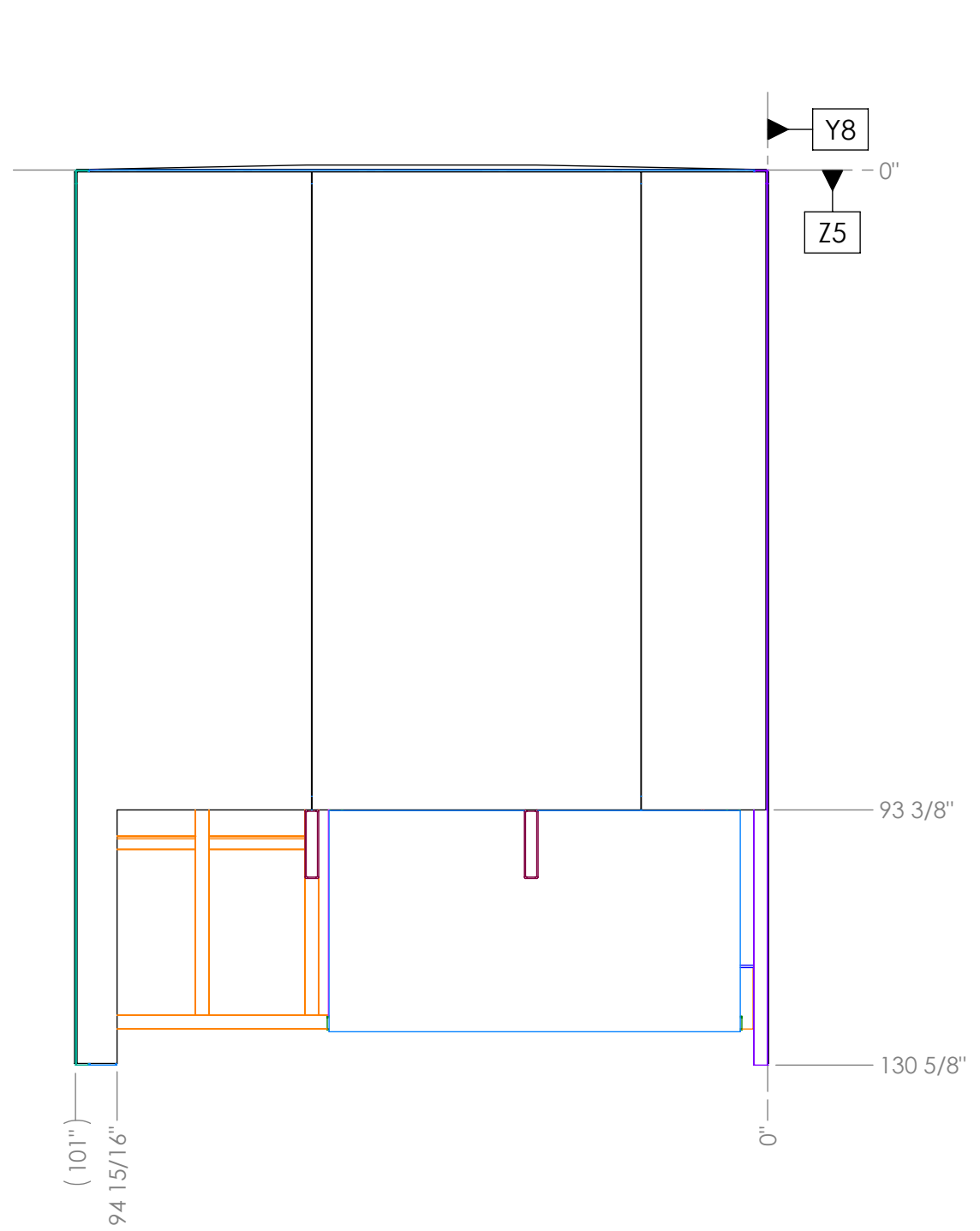
DATUM	REFERENCE
X6	REAR EXTERIOR BODY FRAMING
X7	REAR INTERIOR BODY FRAMING
Y8	SS EXTERIOR BODY FRAMING
Y9	SS INTERIOR BODY FRAMING
Z5	TOP OF BODY WALL FRAMING
ZB	TOP OF MAIN FLOOR FRAME
ZD	TOP OF GOOSENECK FLOOR FRAME

PROPRIETARY AND CONFIDENTIAL
 THE INFORMATION CONTAINED IN THIS DRAWING IS THE SOLE PROPERTY OF NOMAD GCS. ANY REPRODUCTION IN PART OR AS A WHOLE WITHOUT THE WRITTEN PERMISSION OF NOMAD GCS IS PROHIBITED.
 UNLESS OTHERWISE SPECIFIED: DIMENSIONS ARE IN INCHES
TOLERANCES:
 X/X ± 1/16
 X° ± 0.5°
 .X ± 0.100
 .XX ± 0.050
 .XXX ± 0.030

NOMAD GCS	
TITLE: NOMAD VEHICLE, OH_VA_MOBILEHEALTHCLINIC, 803268-X, IC30, BOX CONSTRUCTION	
DWG. NO. 803661-X	REV. A
DRAWING SCALE:	SHEET 11 OF 13

C:\NomadGCS\CLIENT\TEXAS\803661 - FORT BEND MOBILE MEDICAL IC30\803661-X Tuesday, March 16, 2021 2:16:28 PM joshuamorgan

FRONT & REAR EXTERIOR CUTOUTS



DIMENSIONING NOTES:

DATUM	REFERENCE
X6	REAR EXTERIOR BODY FRAMING
X7	REAR INTERIOR BODY FRAMING
Y8	SS EXTERIOR BODY FRAMING
Y9	SS INTERIOR BODY FRAMING
Z5	TOP OF BODY WALL FRAMING
ZB	TOP OF MAIN FLOOR FRAME
ZD	TOP OF GOOSENECK FLOOR FRAME

<small>PROPRIETARY AND CONFIDENTIAL</small> THE INFORMATION CONTAINED IN THIS DRAWING IS THE SOLE PROPERTY OF NOMAD GCS. ANY REPRODUCTION IN PART OR AS A WHOLE WITHOUT THE WRITTEN PERMISSION OF NOMAD GCS IS PROHIBITED.	NOMAD GCS	
	TITLE: NOMAD VEHICLE, OH_VA_MOBILEHEALTHCLINIC, 803268-X, IC30, BOX CONSTRUCTION	
<small>UNLESS OTHERWISE SPECIFIED: DIMENSIONS ARE IN INCHES</small> TOLERANCES: X/X ± 1/16 .X° ± 0.5° .X ± 0.100 .XX ± 0.050 .XXX ± 0.030	DWG. NO.	REV.
	803661-X	A
DRAWING SCALE:	SHEET 12 OF 13	

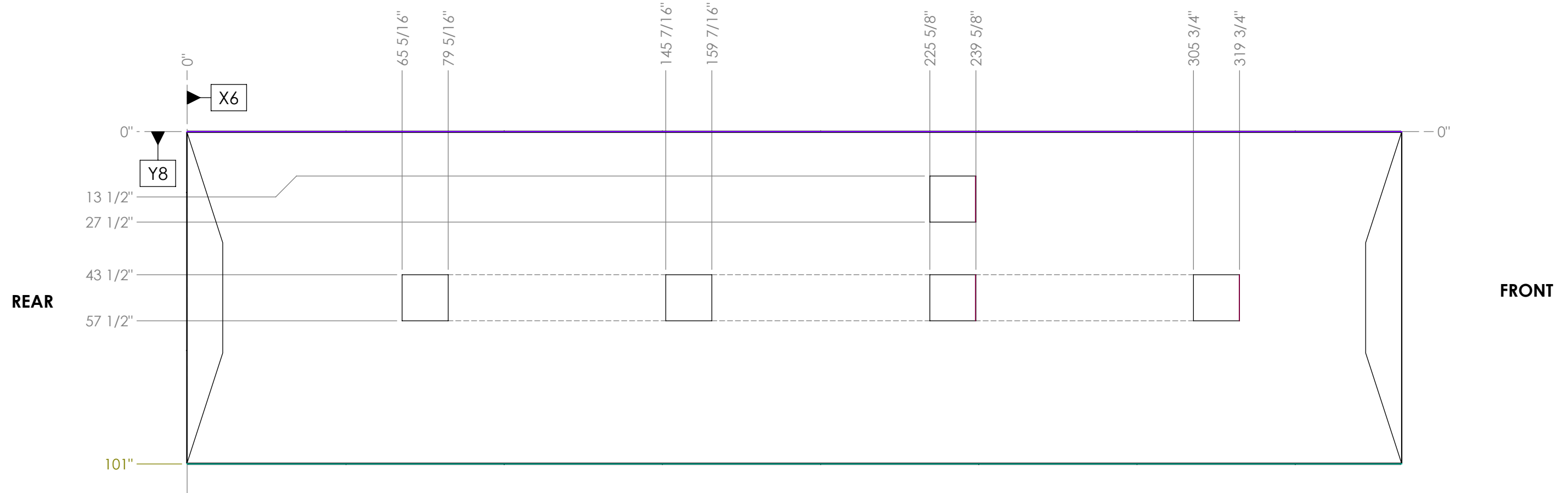
C:\NomadGCS\CLIENT\TEXAS\803661-X - FORT BEND MOBILE MEDICAL IC30\803661-X Tuesday, March 16, 2021 2:16:28 PM jshuamorgan

AC & VENTS EXTERIOR CUTOUTS

ALIGN CUT OUTS TO FRAMING!

STREETSIDE

CURBSIDE



DIMENSIONING NOTES:

DATUM	REFERENCE
X6	REAR EXTERIOR BODY FRAMING
X7	REAR INTERIOR BODY FRAMING
Y8	SS EXTERIOR BODY FRAMING
Y9	SS INTERIOR BODY FRAMING
Z5	TOP OF BODY WALL FRAMING
ZB	TOP OF MAIN FLOOR FRAME
ZD	TOP OF GOOSENECK FLOOR FRAME

PROPRIETARY AND CONFIDENTIAL

THE INFORMATION CONTAINED IN THIS DRAWING IS THE SOLE PROPERTY OF NOMAD GCS. ANY REPRODUCTION IN PART OR AS A WHOLE WITHOUT THE WRITTEN PERMISSION OF NOMAD GCS IS PROHIBITED.

UNLESS OTHERWISE SPECIFIED: DIMENSIONS ARE IN INCHES

TOLERANCES:
X/X ± 1/16
.X* ± 0.5*
.X ± 0.100
.XX ± 0.050
.XXX ± 0.030

NOMAD GCS

TITLE:
**NOMAD VEHICLE,
OH_VA_MOBILEHEALTHCLINIC, 803268-X,
IC30, BOX CONSTRUCTION**

DWG. NO.

803661-X

REV.

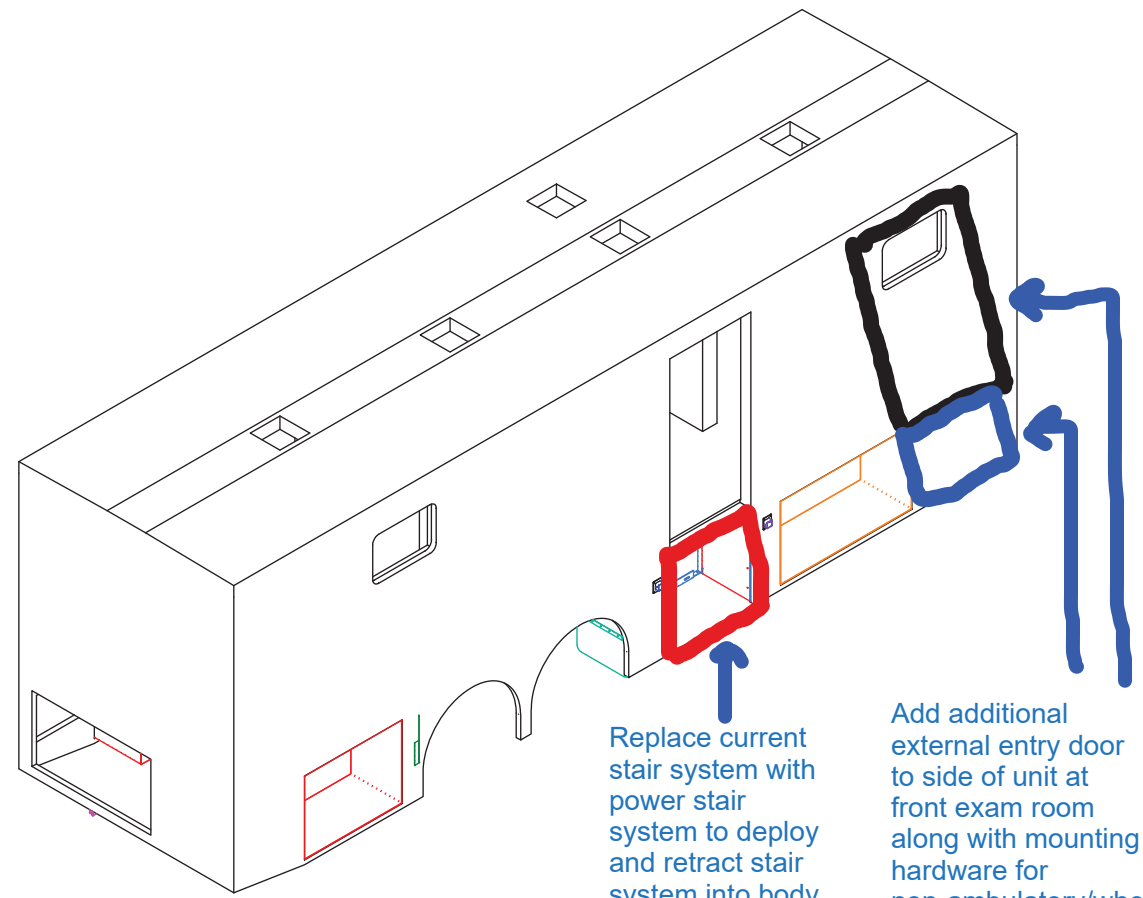
A

DRAWING SCALE:

SHEET 13 OF 13

C:\NomadGCS\CLIENT\TEXAS\803661 - FORT BEND MOBILE MEDICAL IC30\803661-X Tuesday, March 16, 2021 2:16:28 PM joshuamorgan

REVISION NOTES			
ZONE	REV.	DESCRIPTION	DATE



ITEM NO.	DESCRIPTION	PART NUMBER	QTY.	SUPPLIED BY:
1	MUDFLAP ASSEMBLY, FLAP AND EXTENSION, FOR 30.00 - 34.00 SKIRT	112813	2	NOMAD FABRICATED
2	MUDFLAP ASSEMBLY, FLAP AND EXTENSION, FOR 30.00 - 34.00 SKIRT	112813	2	NOMAD FABRICATED
3	FRESH WATER TANK, ASSEMBLY, 20 GALLON, UNDER CHASSIS FRAME	116407	1	FAB,PNT,ASY
4	WASTE WATER TANK, ASSEMBLY, 30 GALLON, UNDER CHASSIS FRAME	116412	1	FAB,WELD,PNT,ASY
5	COMPARTMENT, ASSEMBLY, UNDER CHASSIS, ALUMINUM, 61.75 X 34.00H X 24.00D, .090 WALL	117986	1	WELD,ASY
6	COMPARTMENT, ASSEMBLY, UNDER CHASSIS, ALUMINUM, 45.75 X 34.00H X 24.00D, .090 WALL	117989	2	WELD,ASY
7	FRAME, ASSEMBLY, WHEELCHAIR LIFT, NL 500 SERIES, BRAUN, STEEL	118010	1	NOMAD FABRICATED
8	FLOOR PANEL, LIFT BAY, BRAUN NL500 SERIES, ALUMINUM	118018	1	CNC,ASY
9	PLATFORM RECEIVER, ASSEMBLY, RIGHT SIDE, BOLT ON, STEEL	118042	1	NOMAD FABRICATED
10	PLATFORM RECEIVER, ASSEMBLY, LEFT SIDE, BOLT ON, STEEL	118046	1	NOMAD FABRICATED
11	COMPARTMENT, BACK, ADA LIFT, BRAUN NL500 SERIES	118058	1	CNC,ASY
12	COMPARTMENT, SIDES, ADA LIFT, BRAUN NL500 SERIES	118074	1	CNC,BRK,ASY
13	COMPARTMENT, RIGHT SIDE, ADA LIFT, BRAUN NL500 SERIES	118075	1	CNC,BRK,ASY
14	TRIM RING, RECEIVER TUBE, LEFT SIDE, PLATFORM, FOR 803268	118691	1	CNC,PNT,ASY
15	TRIM RING, RECEIVER TUBE, RIGHT SIDE, PLATFORM, FOR 803268	118692	1	CNC,PNT,ASY
16	ALARM, REVERSE, 12VDC, 97DB, 0.2A, LIGHT DUTY, ECCO, ECC-510	402839	1	VENDOR STANDARD
17	VENT, HALF MOON, SHROUD, FOR 3" HOLE, BLACK, HMAV2	413104	1	VENDOR STANDARD
18	LIFT, ADA, 24 VOLT, MANUAL FOLDING HANDRAILS, MANUAL FOLDING PLATFORM, MANUAL PLATFORM EXTENSION, HYDRAULIC IN/OUT AND UP/DOWN, BRAUN NL501-24	417240	1	VENDOR STANDARD

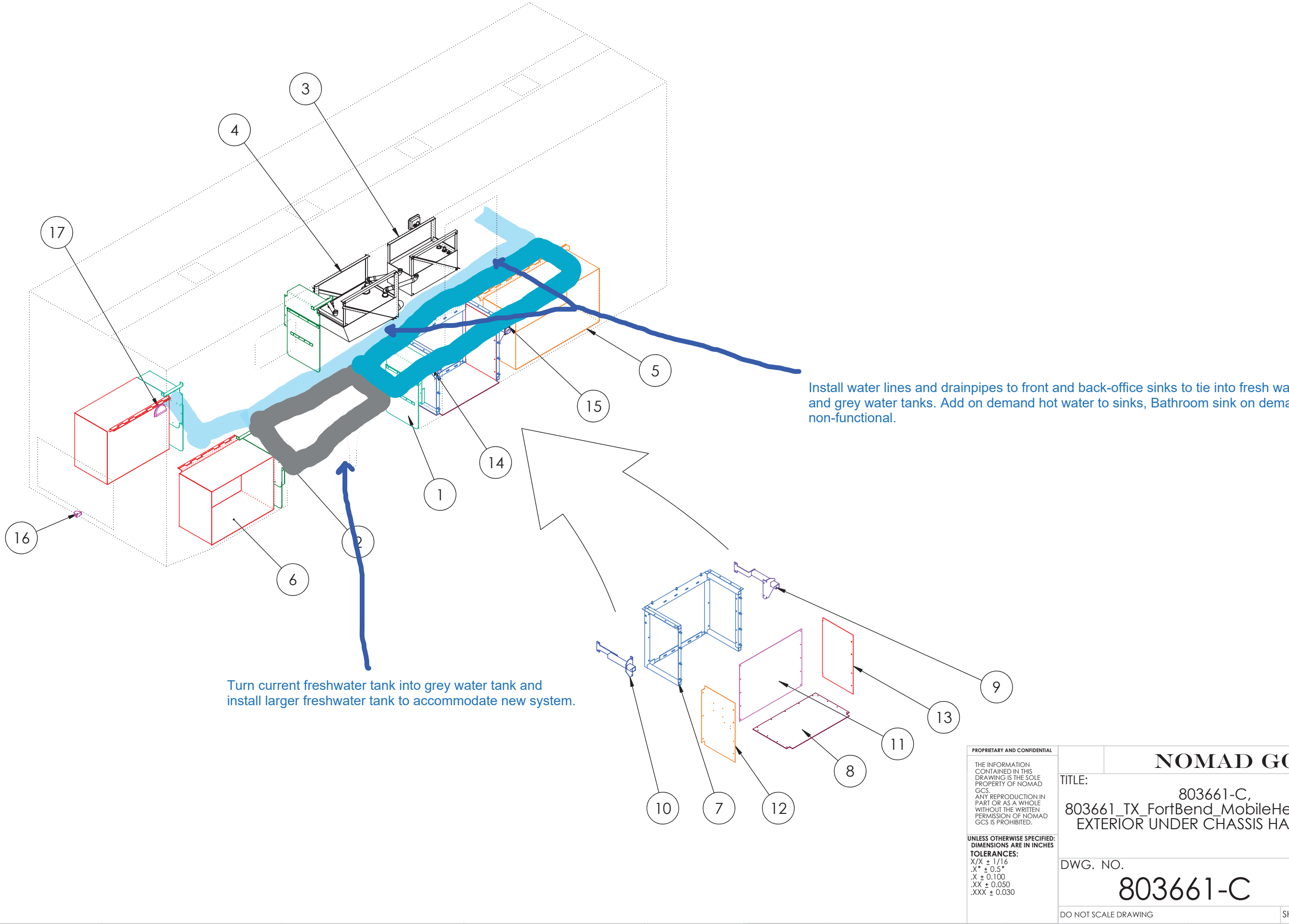
QTY	PROJECT		
UNLESS OTHERWISE SPECIFIED:		PROPRIETARY AND CONFIDENTIAL	
DIMENSIONS ARE IN INCHES		THE INFORMATION CONTAINED IN THIS DRAWING IS THE SOLE PROPERTY OF NOMAD GCS. ANY REPRODUCTION IN PART OR AS A WHOLE WITHOUT THE WRITTEN PERMISSION OF NOMAD GCS IS PROHIBITED.	
TOLERANCES: X/X ± 1/16		TITLE: 803661-C, 803661_TX_FortBend_MobileHealthClinic, EXTERIOR UNDER CHASSIS HARDWARE	
.X° ± 0.5°		DRAWN: ATF 10/7/2020	
.X ± 0.100		ENGINEER: ATF 9/15/2020	
.XX ± 0.050		DWG. NO. 803661-C	
.XXX ± 0.030		REV. -	
PRODUCED BY: NOMAD FABRICATED		DRAWING NOT TO SCALE	
MATERIAL: Material <not specified>		SHEET 1 OF 7	
FINISH: NONE			
WEIGHT: 915.88			

C:\NomadGCS\CLIENT\TEXAS\803661 - FORT BEND MOBILE MEDICAL\IC30\803661-C Wednesday, October 7, 2020 10:46:43 AM AndrewFord

C:\NomadGCS\CLIENT\TEXAS\803661 - FORT BEND MOBILE MEDICAL\IC30\803661-C Wednesday, October 7, 2020 10:48:43 AM AndrewFord

8 7 6 5 4 3 2 1

D C B A



Install water lines and drainpipes to front and back-office sinks to tie into fresh water and grey water tanks. Add on demand hot water to sinks, Bathroom sink on demand non-functional.

Turn current freshwater tank into grey water tank and install larger freshwater tank to accommodate new system.

<small>PROPRIETARY AND CONFIDENTIAL</small> THE INFORMATION CONTAINED IN THIS DRAWING IS THE SOLE PROPERTY OF NOMAD GCS. ANY REPRODUCTION IN PART OR AS A WHOLE WITHOUT THE WRITTEN PERMISSION OF NOMAD GCS IS PROHIBITED. <small>UNLESS OTHERWISE SPECIFIED: DIMENSIONS ARE IN INCHES</small> TOLERANCES: X/X ± 1/16 .X° ± 0.5° .X ± 0.100 .XX ± 0.050 .XXX ± 0.030	NOMAD GCS	
	TITLE: 803661-C, 803661_TX_FortBend_MobileHealthClinic, EXTERIOR UNDER CHASSIS HARDWARE	
	DWG. NO. <h1 style="margin: 0;">803661-C</h1>	REV. -
	<small>DO NOT SCALE DRAWING</small>	

8 7 6 5 4 3 2 1

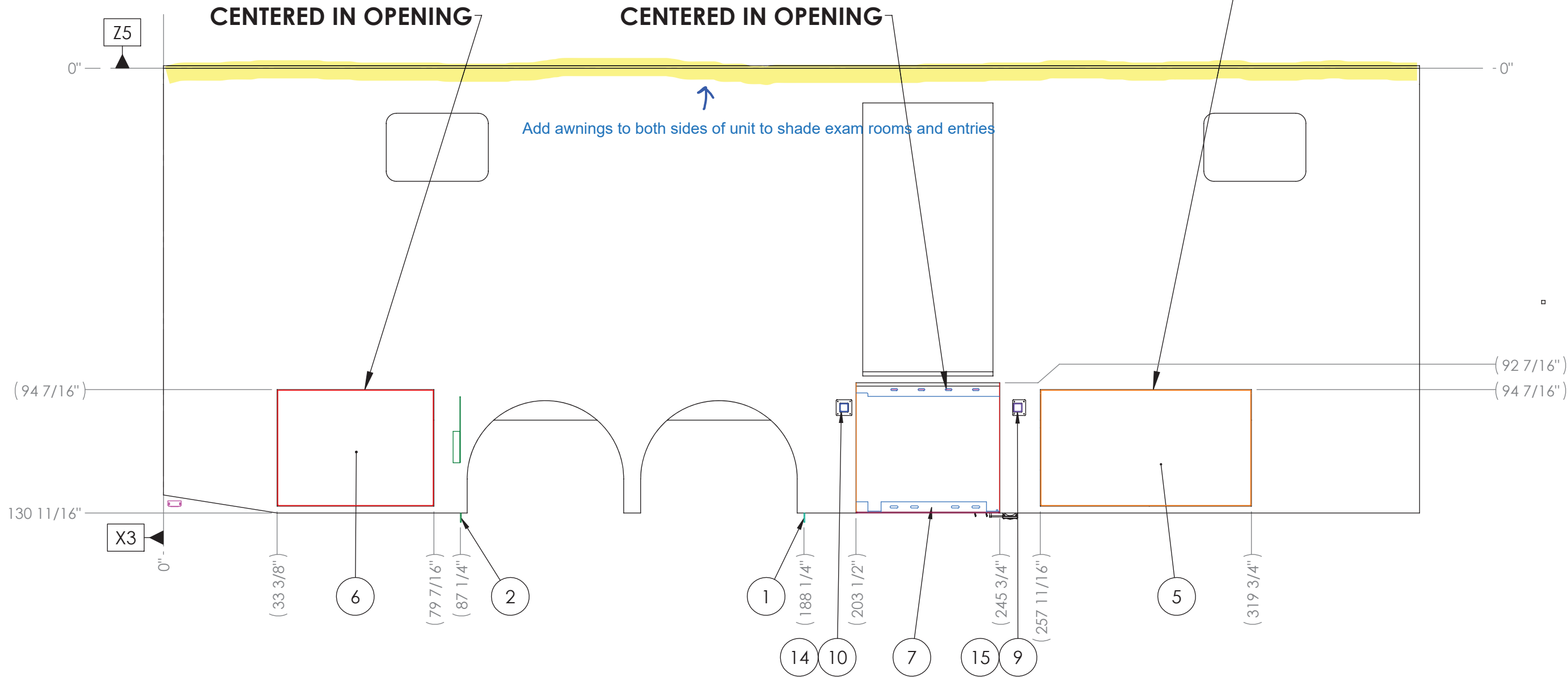
CURBSIDE EXTERIOR

CENTERED IN OPENING

CENTERED IN OPENING

CENTERED IN OPENING

Add awnings to both sides of unit to shade exam rooms and entries



DIMENSIONING NOTES:

DATUM	REFERENCE
X1	REAR INTERIOR FINISHED
X3	REAR EXTERIOR SKIN
Y2	SS INTERIOR FINISHED
Y7	SS EXTERIOR SKIN
Z1	TOP OF LONSEAL
Z5	TOP OF WALL FRAMING

PROPRIETARY AND CONFIDENTIAL

THE INFORMATION CONTAINED IN THIS DRAWING IS THE SOLE PROPERTY OF NOMAD GCS. ANY REPRODUCTION IN PART OR AS A WHOLE WITHOUT THE WRITTEN PERMISSION OF NOMAD GCS IS PROHIBITED.

UNLESS OTHERWISE SPECIFIED: DIMENSIONS ARE IN INCHES

TOLERANCES:
 X/X ± 1/16
 .X° ± 0.5°
 .X ± 0.100
 .XX ± 0.050
 .XXX ± 0.030

NOMAD GCS

TITLE:
 803661-C,
 803661_TX_FortBend_MobileHealthClinic,
 EXTERIOR UNDER CHASSIS HARDWARE

DWG. NO.

803661-C

REV.

-

DO NOT SCALE DRAWING

SHEET 3 OF 7

C:\NomadGCS\CLIENT\TEXAS\803661 - FORT BEND MOBILE MEDICAL\CS\803661-C Wednesday, October 7, 2020 10:48:43 AM AndrewFord

8 7 6 5 4 3 2 1

D

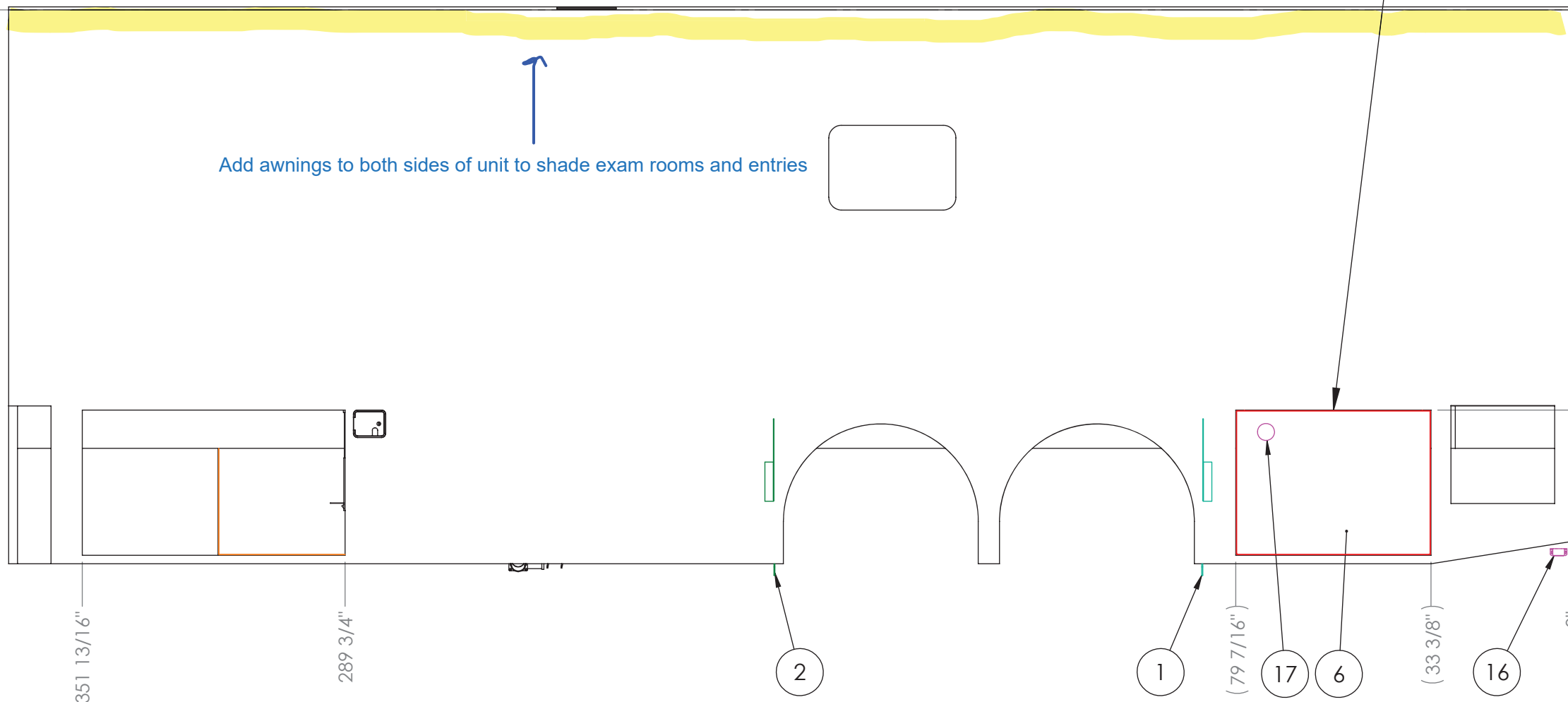
D

STREETSIDE EXTERIOR

CENTERED IN OPENING

Add awnings to both sides of unit to shade exam rooms and entries

X3 Z5 0"



C

C

B

B

A

A

C:\NomadGCS\CLIENT\TEXAS\803661 - FORT BEND MOBILE MEDICAL\CS\803661-C Wednesday, October 7, 2020 10:48:43 AM AndrewFord

DIMENSIONING NOTES:

DATUM	REFERENCE
X1	REAR INTERIOR FINISHED
X3	REAR EXTERIOR SKIN
Y2	SS INTERIOR FINISHED
Y7	SS EXTERIOR SKIN
Z1	TOP OF LONSEAL
Z5	TOP OF WALL FRAMING

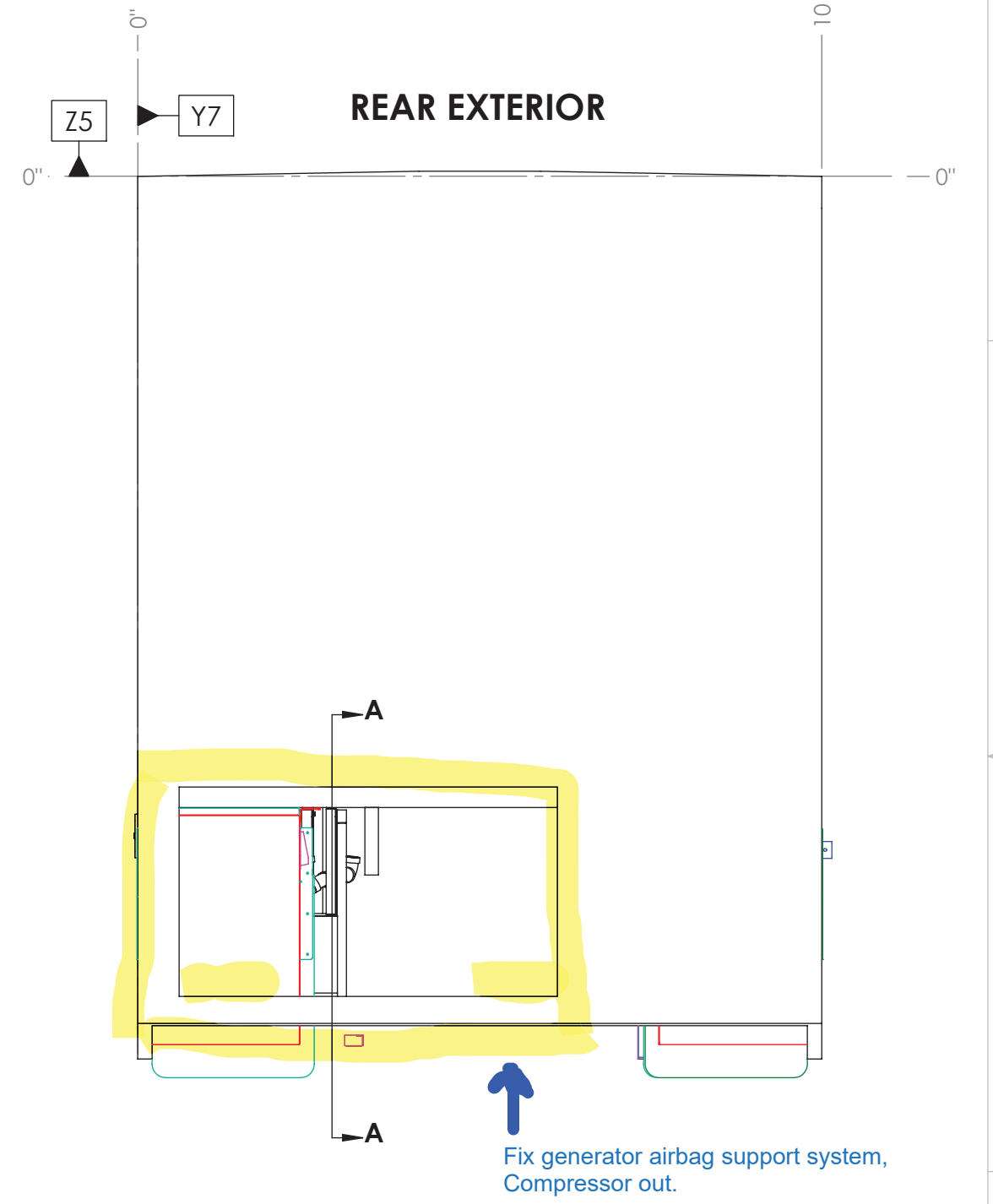
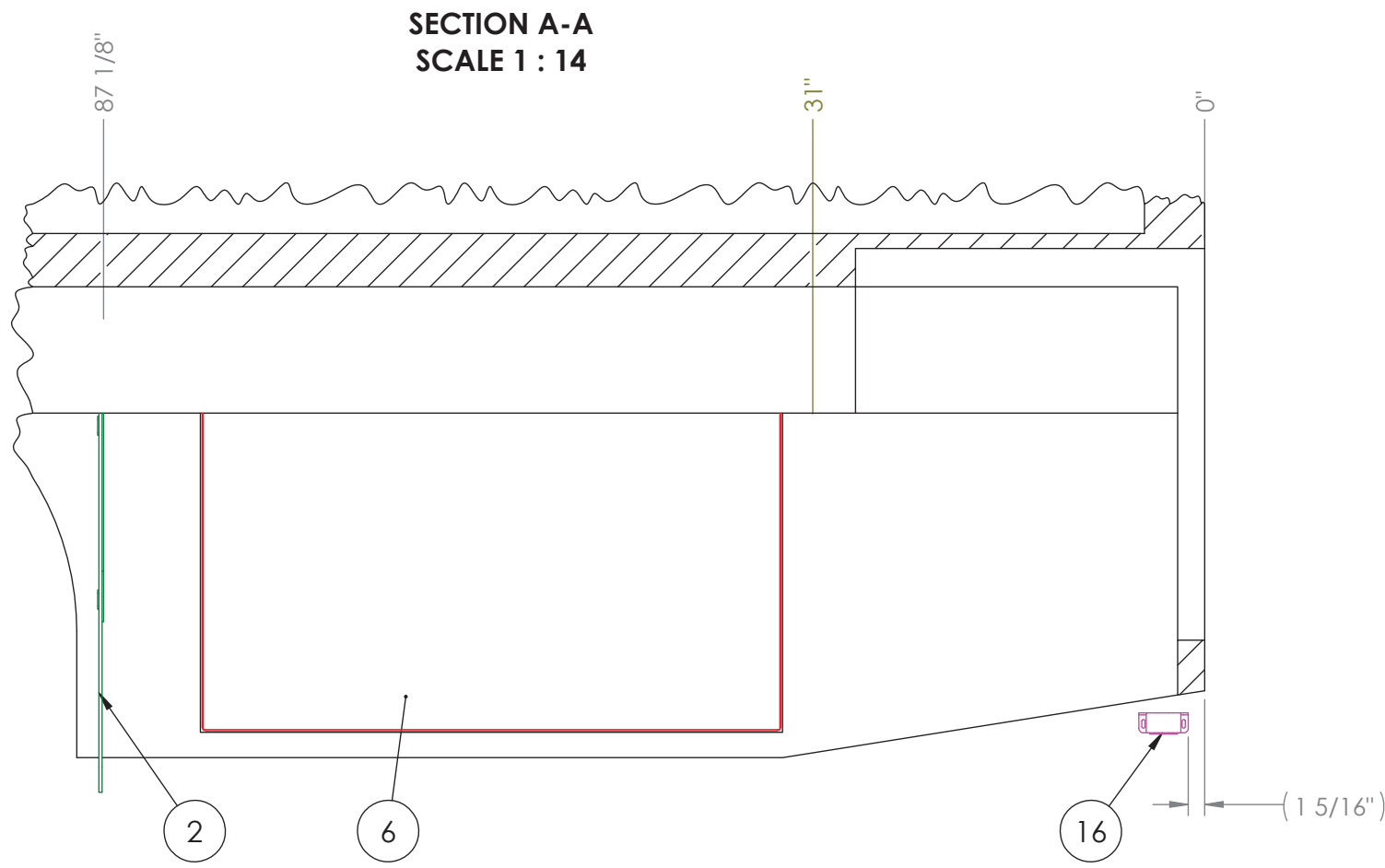
<small>PROPRIETARY AND CONFIDENTIAL</small> THE INFORMATION CONTAINED IN THIS DRAWING IS THE SOLE PROPERTY OF NOMAD GCS. ANY REPRODUCTION IN PART OR AS A WHOLE WITHOUT THE WRITTEN PERMISSION OF NOMAD GCS IS PROHIBITED. <small>UNLESS OTHERWISE SPECIFIED: DIMENSIONS ARE IN INCHES</small> TOLERANCES: X/X ± 1/16 .X° ± 0.5° .X ± 0.100 .XX ± 0.050 .XXX ± 0.030	NOMAD GCS	
	TITLE: 803661-C, 803661_TX_FortBend_MobileHealthClinic, EXTERIOR UNDER CHASSIS HARDWARE	
	DWG. NO. <h2 style="margin: 0;">803661-C</h2>	REV. -
DO NOT SCALE DRAWING		SHEET 4 OF 7

8 7 6 5 4 3 2 1

C:\NomadGCS\CLIENT\TEXAS\803661 - FORT BEND MOBILE MEDICAL\CS\803661-C Wednesday, October 7, 2020 10:48:43 AM AndrewFord

8 7 6 5 4 3 2 1

D
C
B
A



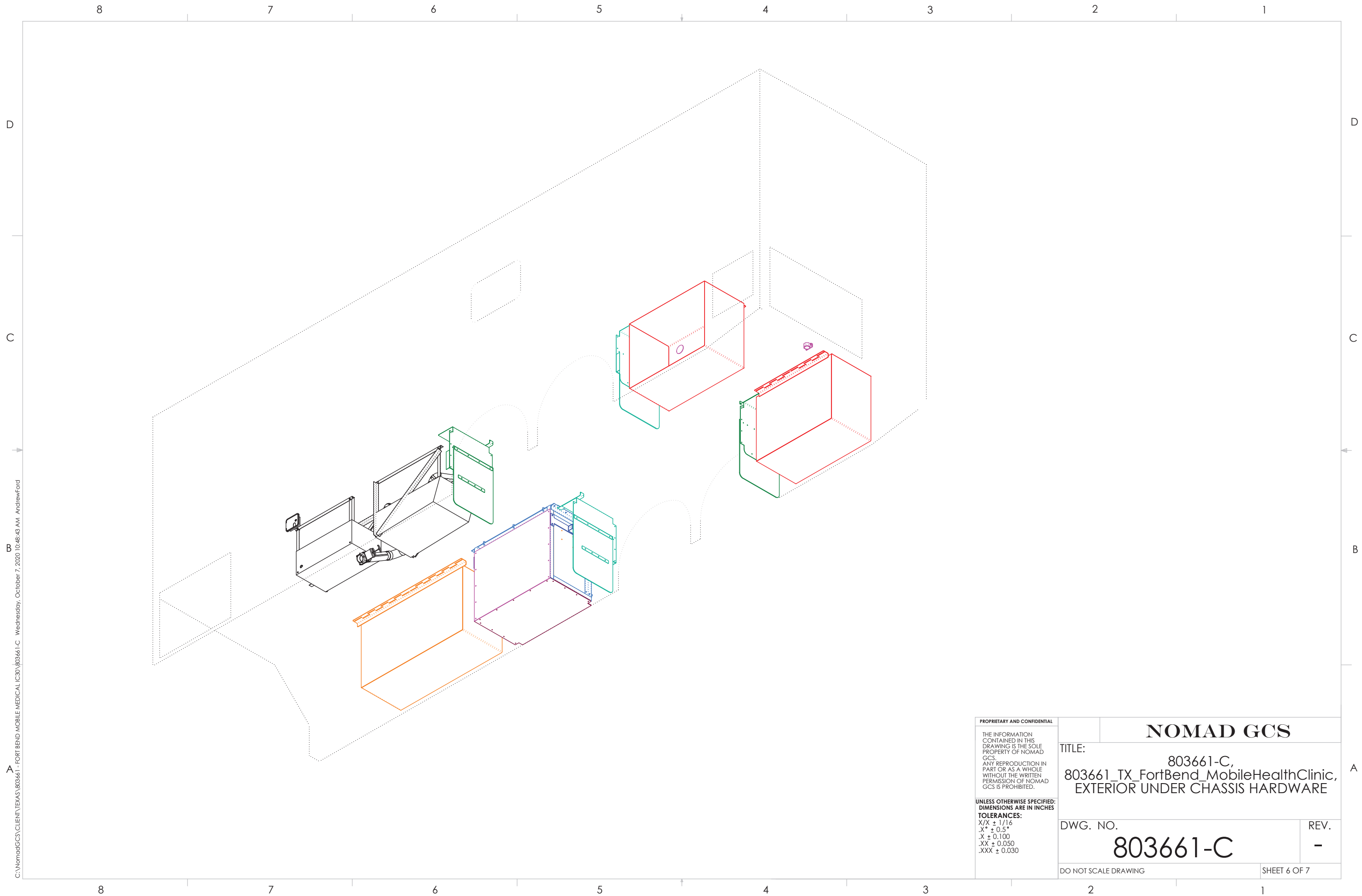
DIMENSIONING NOTES:

DATUM	REFERENCE
X1	REAR INTERIOR FINISHED
X3	REAR EXTERIOR SKIN
Y2	SS INTERIOR FINISHED
Y7	SS EXTERIOR SKIN
Z1	TOP OF LONSEAL
Z5	TOP OF WALL FRAMING

PROPRIETARY AND CONFIDENTIAL
 THE INFORMATION CONTAINED IN THIS DRAWING IS THE SOLE PROPERTY OF NOMAD GCS. ANY REPRODUCTION IN PART OR AS A WHOLE WITHOUT THE WRITTEN PERMISSION OF NOMAD GCS IS PROHIBITED.
UNLESS OTHERWISE SPECIFIED: DIMENSIONS ARE IN INCHES
TOLERANCES:
 X/X ± 1/16
 X° ± 0.5°
 .X ± 0.100
 .XX ± 0.050
 .XXX ± 0.030

NOMAD GCS	
TITLE: 803661-C, 803661_TX_FortBend_MobileHealthClinic, EXTERIOR UNDER CHASSIS HARDWARE	
DWG. NO. 803661-C	REV. -
DO NOT SCALE DRAWING	SHEET 5 OF 7

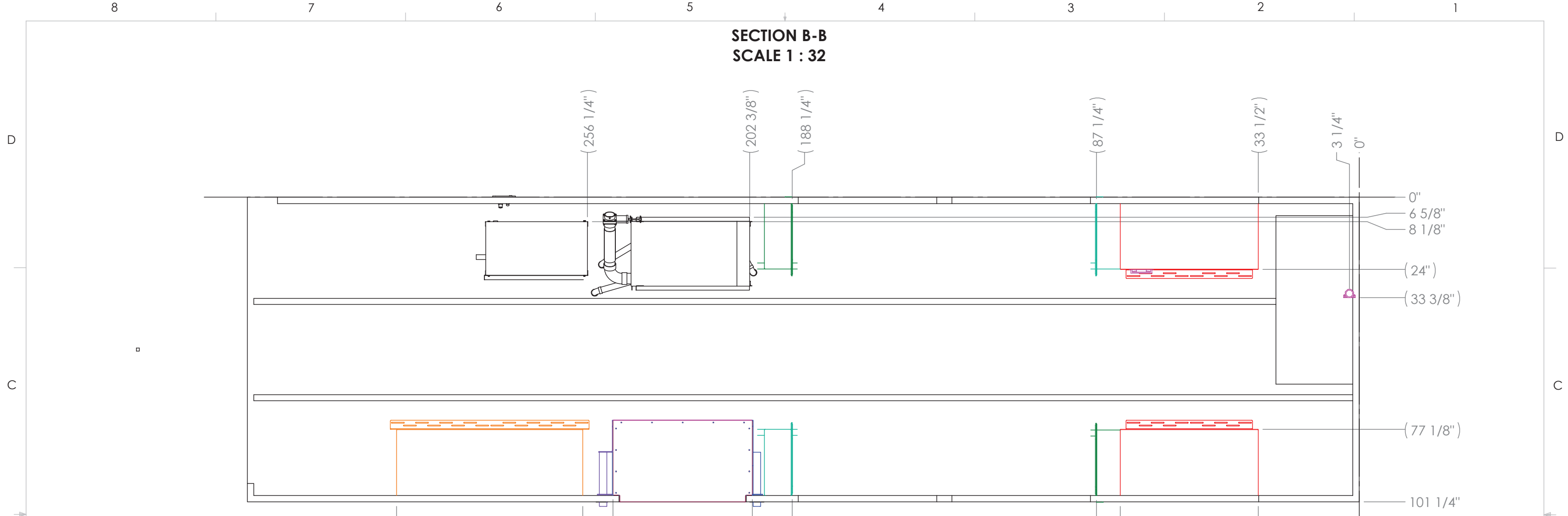
8 7 6 5 4 3 2 1



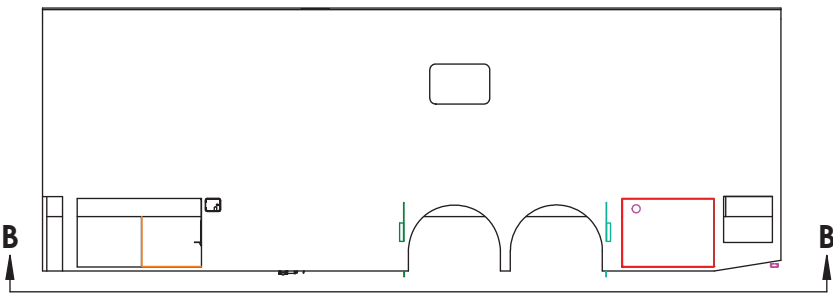
C:\NomadGCS\CLIENT\TEXAS\803661 - FORT BEND MOBILE MEDICAL IC30\803661-C Wednesday, October 7, 2020 10:48:43 AM AndrewFord

PROPRIETARY AND CONFIDENTIAL		NOMAD GCS	
THE INFORMATION CONTAINED IN THIS DRAWING IS THE SOLE PROPERTY OF NOMAD GCS. ANY REPRODUCTION IN PART OR AS A WHOLE WITHOUT THE WRITTEN PERMISSION OF NOMAD GCS IS PROHIBITED.		TITLE: 803661-C, 803661_TX_FortBend_MobileHealthClinic, EXTERIOR UNDER CHASSIS HARDWARE	
		DWG. NO. <h1 style="margin: 0;">803661-C</h1>	REV. -
UNLESS OTHERWISE SPECIFIED: DIMENSIONS ARE IN INCHES TOLERANCES: X/X ± 1/16 .X* ± 0.5° .X ± 0.100 .XX ± 0.050 .XXX ± 0.030		DO NOT SCALE DRAWING	
		SHEET 6 OF 7	

**SECTION B-B
SCALE 1 : 32**



C:\NomadGCS\CLIENT\TEXAS\803661 - FORT BEND MOBILE MEDICAL\CS0\803661-C Wednesday, October 7, 2020 10:48:43 AM AndrewFord



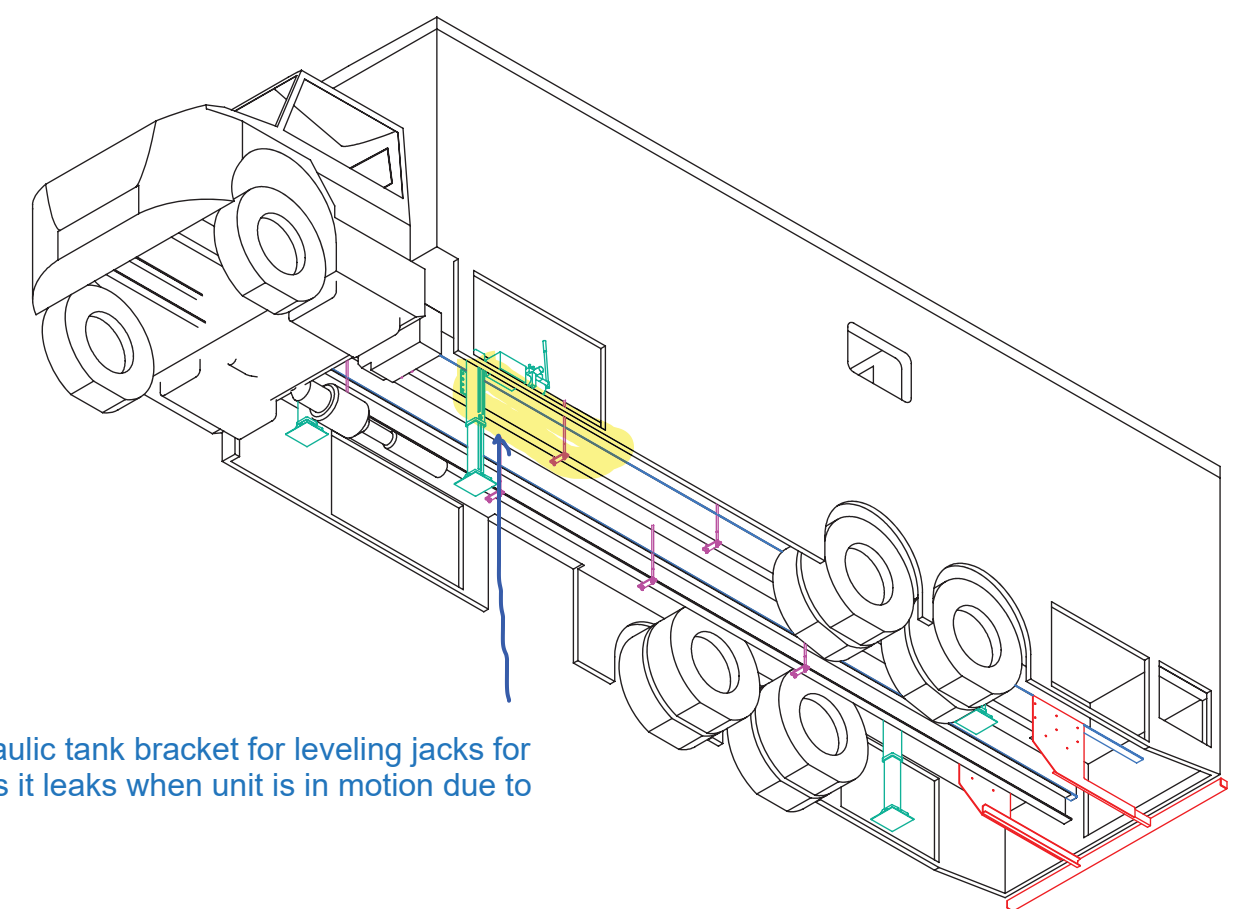
PROPRIETARY AND CONFIDENTIAL
THE INFORMATION CONTAINED IN THIS DRAWING IS THE SOLE PROPERTY OF NOMAD GCS. ANY REPRODUCTION IN PART OR AS A WHOLE WITHOUT THE WRITTEN PERMISSION OF NOMAD GCS IS PROHIBITED.

UNLESS OTHERWISE SPECIFIED: DIMENSIONS ARE IN INCHES
TOLERANCES:
X/X ± 1/16
.X° ± 0.5°
.X ± 0.100
.XX ± 0.050
.XXX ± 0.030

NOMAD GCS	
TITLE: 803661-C, 803661_TX_FortBend_MobileHealthClinic, EXTERIOR UNDER CHASSIS HARDWARE	
DWG. NO. 803661-C	REV. -
DO NOT SCALE DRAWING	SHEET 7 OF 7

NOTES: UNLESS OTHERWISE SPECIFIED, ALL BEND ANGLES = 90°, ALL BEND RADIUS = 0.250"

REVISION NOTES				
ZONE	REV.	DESCRIPTION	DATE	APPROVED



• Remount hydraulic tank bracket for leveling jacks for better support as it leaks when unit is in motion due to sway.

C:\NomadGCS\CLIENT\TEXAS\803661 - FORT BEND MOBILE MEDICAL\IC30\803661-A Tuesday, October 13, 2020 3:04:11 PM AndrewFord

ITEM NO.	DESCRIPTION	PART NUMBER	QTY.	SUPPLIED BY:
1	RUBBER SLEEPER, 0.50 THICK, 368.5 L", IC30	112237	2	NOMAD FABRICATED
2	U-BOLT ASSEMBLY, 4.25 INSIDE X 17.75 TO 22.38H, 5/8-18	117684	8	NOMAD FABRICATED
3	BUMPER, ASSEMBLY, STEEL, FOR 803268	117995	1	NOMAD FABRICATED
4	LEVELING, HYDRAULIC, ASSEMBLY, CHASSIS, EQUALIZER SYSTEMS, 17.5K, 20", CT-20	414946	1	VENDOR FABRICATED
5	VEHICLE, FREIGHTLINER, M2 106, 2021, CONVENTIONAL CAB, 300" WB, CONVENTIONAL CHASSIS, CA=234.4", GVWR=49660 LBS, 50 GALLON LH FUEL TANK, 50 GALLON RH FUEL TANK, 132" REAR FRAME OVERHANG, FOR 803661	419260	1	VENDOR STANDARD

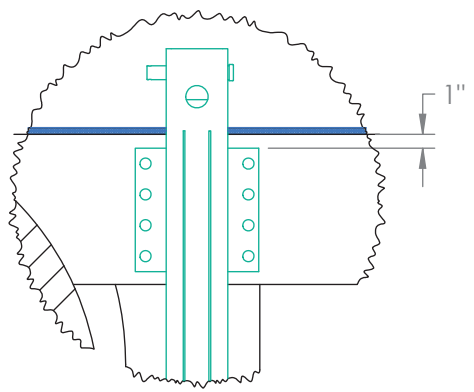
QTY	PROJECT		
UNLESS OTHERWISE SPECIFIED:		PROPRIETARY AND CONFIDENTIAL	
DIMENSIONS ARE IN INCHES		THE INFORMATION CONTAINED IN THIS DRAWING IS THE SOLE PROPERTY OF NOMAD GCS. ANY REPRODUCTION IN PART OR AS A WHOLE WITHOUT THE WRITTEN PERMISSION OF NOMAD GCS IS PROHIBITED.	
TOLERANCES: X/X ± 1/16		TITLE:	
.X° ± 0.5°		803661-A,	
.X ± 0.100		803661_TX_FortBend_MobileHealthClinic,	
.XX ± 0.050		OPENING CUTOUTS AND FRAMING	
.XXX ± 0.030		DWG. NO.	
PRODUCED BY:		803661-A	
NOMAD FABRICATED		REV.	
MATERIAL		-	
DRAWN		NAME	DATE
ENGINEER		ATF	10/13/2020
FINISH		ATF	9/14/2020
Q.A.		DRAWING NOT TO SCALE	
MFG APPR.		SHEET 1 OF 3	
WEIGHT			
14034.85			

8 7 6 5 4 3 2 1


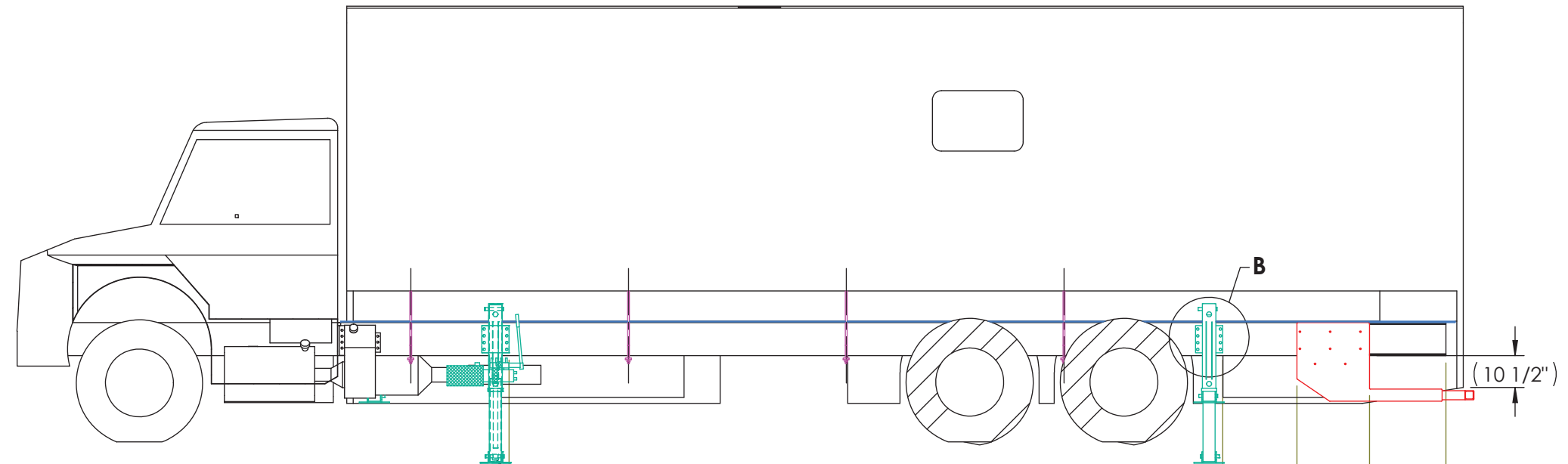
D

D

**DETAIL B
SCALE 1 : 14**



**SECTION A-A
SCALE 1 : 48**



(309 13/16")

MOVE DEF AND FUEL TANKS BACK, REPLACE EXISTING TANK WITH 150 GALLON TANK THEN INSTALL LEG IN THIS LOCATION

(73 13/16")

49 1/4"

25 1/4"

0"

(10 1/2")

PROPRIETARY AND CONFIDENTIAL
THE INFORMATION CONTAINED IN THIS DRAWING IS THE SOLE PROPERTY OF NOMAD GCS. ANY REPRODUCTION IN PART OR AS A WHOLE WITHOUT THE WRITTEN PERMISSION OF NOMAD GCS IS PROHIBITED.

UNLESS OTHERWISE SPECIFIED:
DIMENSIONS ARE IN INCHES
TOLERANCES:
X/X ± 1/16
.X° ± 0.5°
.X ± 0.100
.XX ± 0.050
.XXX ± 0.030

NOMAD GCS

TITLE:
**803661-A,
803661_TX_FortBend_MobileHealthClinic,
OPENING CUTOUTS AND FRAMING**

DWG. NO. **803661-A** REV. **-**

DO NOT SCALE DRAWING SHEET 2 OF 3

C:\NomadGCS\CLIENT\TEXAS\803661 - FORT BEND MOBILE MEDICAL\CS\803661-A_Tuesday, October 13, 2020 3:04:11 PM AndrewFord

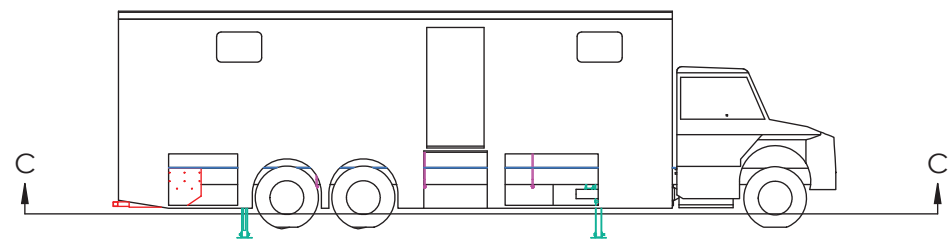
8 7 6 5 4 3 2 1

A

A

8 7 6 5 4 3 2 1

D

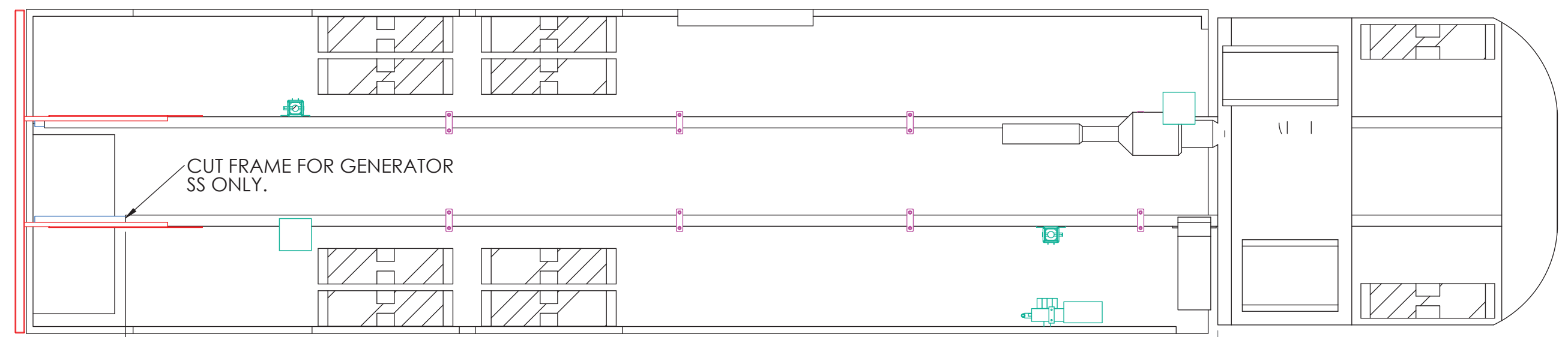


SECTION C-C
SCALE 1 : 36
VIEW LOOKING UP

D

CURBSIDE

C



CUT FRAME FOR GENERATOR
SS ONLY.

STREETSIDE

C

B

FRAME CUT FOR GENERATOR - 341 3/16"

BACK OF CAB - 0"

B

A

C:\NomadGCS\CLIENT\TEXAS\803661 - FORT BEND MOBILE MEDICAL\CS\803661-A_Tuesday, October 13, 2020 3:04:11 PM AndrewFord

<small>PROPRIETARY AND CONFIDENTIAL</small> THE INFORMATION CONTAINED IN THIS DRAWING IS THE SOLE PROPERTY OF NOMAD GCS. ANY REPRODUCTION IN PART OR AS A WHOLE WITHOUT THE WRITTEN PERMISSION OF NOMAD GCS IS PROHIBITED. <small>UNLESS OTHERWISE SPECIFIED: DIMENSIONS ARE IN INCHES</small> TOLERANCES: X/X ± 1/16 X° ± 0.5° .X ± 0.100 .XX ± 0.050 .XXX ± 0.030	NOMAD GCS	
	TITLE: 803661-A, 803661_TX_FortBend_MobileHealthClinic, OPENING CUTOUTS AND FRAMING	
	DWG. NO. <h1 style="margin: 0;">803661-A</h1>	REV. -
DO NOT SCALE DRAWING		SHEET 3 OF 3

8 7 6 5 4 3 2 1

A