



COUNTY PURCHASING AGENT

Fort Bend County, Texas

Debbie Kaminski, CPPB
County Purchasing Agent

(281) 341-8640
Fax (281) 341-8645

January 31, 2018

TO: All Prospective Bidders

RE: Addendum No. 3 – Fort Bend County RFP 18-040 – Renovation of Freedom Park Concession Building

Addendum 3:

Attached is addendum 3. Vendors are to use the Addendum 3 document while preparing their response. Revised Section 1.0.

Questions and Answers:

Question 1: With reference to the hollow metal doors replacement during the mandatory pre-submittal meeting, are they still part of the scope?

Answer: Replace all doors. Existing frames to be cleaned prepped and painted.

Question 2: Do the two (2) overhead coiling doors at storage rooms #107 and #108 respectively need to be replaced?

Answer: No.

Question 3: During the pre-submittal meeting, it was discussed that the transformer was removed from scope. Is this true?

Answer: Yes. See revised scope in Addendum No. 3. Transformer is deleted. However, all other electrical work remains in the scope of work.

Question 4: What is the estimated budget to complete this project?

Answer: \$195,000.

Question 5: Damaged insulation on the exterior wall was noted during the pre-submittal conference, but the replacement was not included in the scope. Please advise.

Answer: Tape torn or cut existing building insulation. Provide new insulation at removed locations only.

Question 6: E2.0 calls for a vent hood with lights and exhaust to be provided by others. Does this item need to be included in the bid?

Answer: No.

Question 7: Is the concrete to be resealed where originally scheduled, as shown on A2.1 Room Finish Schedule?

Answer: No.

Question 8: A.2.1 door schedule references a hardware No. 1-5. However, there is no corresponding hardware schedule. Please provide a hardware schedule.

Answer: Provide all new Schlage, Falcon, or Sargent hardware, brushed aluminum finish; lock function to match existing. Grade 2 hardware at interior locations and Grade 1 at exterior locations. Keying will match existing Park system.

Immediately upon your receipt of this addendum, please fill out the following information and email Addendum No. 3 pages to Jaime Kovar at Jaime.kovar@fortbendcountytexas.gov

Company Name

Signature of person receiving addendum

Date


If you have any questions, please contact this office.

Sincerely,



Jaime Kovar
Assistant County Purchasing Agent

***AMENDED 1/31/18**
Fort Bend County, Texas
Request for Proposals



Renovation of Freedom Park Concession Building
for Fort Bend County
RFP 18-040

SUBMIT PROPOSALS TO:

Fort Bend County
Purchasing Department
Travis Annex
301 Jackson, Suite 201
Richmond, TX 77469

****NOTE:**

All correspondence must include the term
"Purchasing Department" in address to assist in
proper delivery

SUBMIT NO LATER THAN:

Tuesday, February 6, 2018
2:00 PM (Central)

MARK ENVELOPE:

RFP 18-040
Renovation of Freedom Park Concession

***ALL RFPS MUST BE RECEIVED IN COUNTY PURCHASING OFFICE
BEFORE RECEIVING DATE AND TIME SPECIFIED.
NAMES OF ALL RFPS RECEIVED WILL THEN BE READ.
RFPS RECEIVED AFTER THE SPECIFIED TIME WILL BE RETURNED
UNOPENED.***

Results will not be given by phone.
Results will be provided after final agreement
approved by Commissioners Court.

Fort Bend County is always conscious
and extremely appreciative of your effort
in the preparation of this RFP.

Requests for information must be in writing
and directed to:

Jaime Kovar
Assistant County Purchasing Agent
Jaime.Kovar@fortbendcountytx.gov



COUNTY PURCHASING AGENT
Fort Bend County, Texas

Vendor Information

Debbie Kaminski, CPPB
County Purchasing Agent

Office (281) 341-8640

Legal Company Name		
Federal ID # or S.S. #		
Type of Business	<input type="checkbox"/> Corporation/LLC	<input type="checkbox"/> Sole Proprietor/Individual
	<input type="checkbox"/> Partnership	<input type="checkbox"/> Tax Exempt Organization
Remittance Address		
City/State/Zip		
Physical Address		
City/State/Zip		
Phone/Fax Number	Phone:	Fax:
Contact Person		
E-mail		
Check all that apply to the company listed above and provide certification number.	<input type="checkbox"/> DBE-Disadvantaged Business Enterprise <input type="checkbox"/> SBE-Small Business Enterprise <input type="checkbox"/> HUB -Texas Historically Underutilized Business <input type="checkbox"/> WBE-Women's Business Enterprise	Certification # _____ Certification # _____ Certification # _____ Certification # _____
Company's gross annual receipts	<\$500,000	\$500,000-\$4,999,999
	\$5,000,000-\$16,999,999	\$17,000,000-\$22,399,999
	>\$22,400,000	
NAICs codes (Please enter all that apply).		
Signature of Authorized Representative		
Printed Name		
Title		
Date		

THIS FORM MUST BE SUBMITTED WITH THE SOLICITATION RESPONSE.

***1.0 SCOPE OF WORK:**

Fort Bend County, Texas (hereafter referred to as the “County”) seeks Proposals (“Proposals or RFP”) for selection of a Contractor (“Respondent”) to complete renovation of concession building at Freedom Park (“Project”). The existing concession building is 2,500 square feet and received approximately three feet of water during Hurricane Harvey. Fort Bend County removed all damaged building components and cleaned up to allow the building to dry out. Vendor is to replace interior finishes, as required, in order to restore the facility to its previous condition. Interior finishes include painted drywall, fiber reinforced plastic (FRP), VCT flooring, rubber base, acoustical ceiling tile (existing grid remains in good condition), and toilet partitions. In addition, all electrical below the flood water line shall be replaced, along with ~~the electrical transformer and~~ the air conditioning condenser. All plumbing fixtures are to be replaced. A public service counter (plastic laminate millwork) is to be provided and installed. As built documents are provided for reference in Enclosure 1: Concession Building Construction Document.

2.0 GUIDELINES:

By virtue of submitting a proposal, interested parties are acknowledging:

- 2.1 The County reserves the right to reject any or all proposals if it determines that select proposals are not responsive to the RFP. The County reserves the right to reconsider any proposal submitted at any phase of the procurement. It also reserves the right to meet with select Respondents at any time to gather additional information. Furthermore, the County reserves the right to delete or add scope up until the final contract signing.
- 2.2 All Respondents submitting proposals agree that their pricing is valid for a minimum of ninety (90) days after proposal submission to the County. Furthermore, the County is by statute exempt from the State Sales Tax and Federal Excise Tax; therefore, proposal prices shall not include taxes.
- 2.3 This Proposal does not commit the County to award nor does it constitute an offer of employment or a contract for services. Costs incurred in the submission of this proposal, or in making necessary studies or designs for the preparation thereof, are the sole responsibility of the Respondents. Further, no reimbursable cost may be incurred in the anticipation of award. Proposals containing elaborate artwork, expensive paper and binding and expensive visual or other presentations are neither necessary nor desired.
- 2.4 In an effort to maintain fairness in the process, all inquiries concerning this procurement are to be directed only to the County’s Purchasing Agent in writing. Attempts to contact any members of the County’s Commissioners’ Court or any other County employee to influence the procurement decision may lead to immediate elimination from further consideration.

- 2.5 When responding to this Proposal, follow all instructions carefully. Submit proposal contents according to the outline specified and submit all hard copy and electronic documents according to the instructions. Failure to follow these instructions may be considered a non-responsive proposal and may result in immediate elimination from further consideration.

3.0 PROPOSAL CONTACT:

This Proposal is being issued by the County Purchasing Agent on behalf of Fort Bend County, Texas. Thus, responses should be directed to the Purchasing Agent, as outlined below. **Respondents are specifically directed NOT to contact any County personnel for meetings, conferences or technical discussions that are related to this Proposal other than specified herein. Unauthorized contact of any County personnel will likely be cause for rejection of the Respondent's proposal. All communications regarding the Proposal shall be directed to the County's Proposal Contact.** Communication with the Proposal Contact is permitted via email, facsimile, or written correspondence.

PROPOSAL CONTACT:

Jaime Kovar
Assistant County Purchasing Agent
Fort Bend County Travis Annex
301 Jackson, Suite 201
Richmond, Texas 77469
Jaime.Kovar@fortbendcountytexas.gov
Ph: 281.341.3724

4.0 SUBMISSION REQUIREMENTS:

- 4.1 Submission requirements: one (1) original proposal is required by RFP opening time of 2:00 PM on Tuesday, February 6, 2018. Four (4) paper copies and one (1) electronic response on CD or flash drive are required to be submitted to Purchasing by 9:00 AM on Wednesday, February 7, 2018. CD or flash drive must contain only one (1) file in PDF format and must match written response identically. Failure to provide proper CD or flash drive is cause for disqualification. Proposal shall be submitted to the address shown below. Proposal shall be signed, in ink, by a person having the authority to bind the firm in a contract.

Fort Bend County
Purchasing Department
301 Jackson, Suite 201
Richmond, Texas 77469

Proposal Number: R18-040
Due Date: Tuesday, February 6, 2018
Time: 2:00 PM (CST)
For: Renovation of Freedom Park Concession Building

- 4.2 Respondents may submit their proposal any time prior to the Opening Date and time. The Respondent's name and address as well as a distinct reference to the

Proposal number above shall be marked clearly on the submission. All proposals are time-stamped upon receipt and are securely kept, unopened, until the Opening Date. No responsibility will attach to the County, or any official or employee thereof, for the pre-opening of, post-opening of, or the failure to open a proposal not properly addressed and identified. No oral, telegraphic, telephonic, or facsimile proposals will be considered.

- 4.3 Proposals may be modified or withdrawn prior to the established opening date by delivering written notice to the proposal contact. Any alteration made prior to opening date and time shall be initialed by the signer of the proposal, guaranteeing authenticity.
- 4.4 Proposals time-stamped after the due date and time will not be considered and will be returned to the Respondent unopened. Regardless of the method used for delivery, respondents shall be wholly responsible for the timely delivery of submitted proposals.
- 4.5 The Respondent's name and address shall be clearly marked on all copies of the proposal.

5.0 INCURRED COSTS:

Those submitting proposals do so entirely at their expense. There is no expressed or implied obligation by the County to reimburse any individual or firm for any costs incurred in preparing or submitting proposals, for providing additional information when requested by the County or for participating in any selection interviews, including discovery (pre-contract negotiations) and contract negotiations.

6.0 ACCEPTANCE:

- 6.1 Submission of any proposal indicates a Respondent's acceptance of the conditions contained in this Proposal unless clearly and specifically noted otherwise in their proposal.
- 6.2 Furthermore, the County is not bound to accept a proposal on the basis of lowest price, and further, the County has the sole discretion and reserves the right to cancel this Proposal, to reject any and all proposals, to waive any and all informalities and or irregularities, or to re-advertise with either the identical or revised specifications, if it is deemed to be in the County's best interests. The County reserves the right to accept or reject any or all of the items in the proposal, and to award the contract in whole or in part and/or negotiate any or all items with individual Respondents if it is deemed in the County's best interest.
- 6.3 Although Fort Bend County desires to negotiate toward a contract with a selected Respondent, the Commissioners' Court may award the contract on the basis of the

initial proposals received, without discussions. Therefore, each initial proposal should contain the Respondent's best terms.

7.0 INTERPRETATIONS, DISCREPANCIES, AND OMISSIONS:

- 7.1 It is incumbent upon each potential Respondent to carefully examine these specifications, terms, and conditions. Should any potential Respondent find discrepancies, omissions or ambiguities in this Proposal, the Respondent shall at once request in writing an interpretation from the County's Proposal Contact. Any inquiries, suggestions, or requests concerning interpretation, clarification or additional information shall be made in writing via e-mail only to the County's Proposal Contact, as specified in Section 3.0. Deadline for submission of questions and/or clarification is **Tuesday, January 30, 2018 at 10:00 AM. (CST)**. Requests received after the deadline will not be responded to due to the time constraints of this Proposal process.
- 7.2 The issuance of a written addendum is the only official method by which interpretation, clarification or additional information will be given by the County. Only questions answered by formal written addenda will be binding. Oral and other interpretations or clarification will be without legal effect. If it becomes necessary to revise or amend any part of this Proposal, notice will be given by the County Purchasing Agent to all prospective Respondents who were sent a Proposal. The Respondent in their proposal shall acknowledge receipts of amendments. Each Respondent shall ensure that they have received all addenda and amendments to this Proposal before submitting their proposals.

8.0 TENTATIVE SCHEDULE:

Release of RFP:	January 8, 2018
Pre-RFP conference:	January 24, 2018
Deadline for Questions:	January 30, 2018
Submission Due Date:	February 6, 2018
Evaluation of Submissions:	February 13, 2018
Commissioners Court Permission to Negotiate:	February 27, 2018
Negotiations:	Beginning February 28, 2018
Final Contract Approval Commissioners Court:	March 27, 2018

9.0 MANADATORY PRE-RFP CONFERENCE:

A Pre-RFP conference will be conducted on **Wednesday, January 24, 2018 at 9:00AM (Central)**. The Pre-RFP conference will be held at Freedom Park located in the Concession Building at 18050 Westheimer Parkway, Houston, TX 77082. Due to the nature of the project, the Pre-RFP conference is **MANDATORY**. It is necessary for all interested vendors to view the existing building in order to fully understand the scope of work. This is the only date and time vendors will be permitted to view the interior of the building with a County representative.

10.0 RETENTION OF RESPONDENT’S MATERIAL:

The County reserves the right to retain all proposals regardless of which response is selected. All proposals and accompanying documents become the property of the County.

11.0 CERTIFICATE OF INDEPENDENT PRICE DETERMINATION:

By submission of a proposal, each Respondent certifies, that in connection with this procurement:

- 11.1 The prices in this proposal have been arrive at independently, without consultation, communication, or agreement with any other Respondent; with any competitor; or with any County employee(s) or consultant(s) for the purpose of restricting competition on any matter relating to this Proposal.
- 11.2 Unless otherwise required by law, the prices which have been quoted in this proposal have not been knowingly disclosed by the Respondent and will not knowingly be disclosed by the Respondent prior to award directly or indirectly to any other Respondent or to any competitor; and;
- 11.3 No attempt has been made or will be made by the Respondent to induce any other person or firm to submit or not to submit a proposal for the purpose of restricting competition.

12.0 ASSIGNMENT:

The Respondent may not sell, assign, transfer or convey the contract resulting from this Proposal, in whole or in part, without the prior written approval from Fort Bend County Commissioners’ Court.

13.0 CONFIDENTIAL MATTERS:

- 13.1 All data and information gathered by the Respondent and its agents, including this Proposal and all reports, recommendations, specifications, and data shall be treated by the Respondent and it’s agents as confidential. The Respondent and it’s agents shall not disclose or communicate the aforesaid matters to a third party or use them in advertising, publicity, propaganda, and/or in another job or jobs, unless written consent is obtained from the County.
- 13.2 Proposals will only be publicly received and acknowledged only so as to avoid disclosure of the contents to competing Respondents and kept secret during negotiation. However, all proposals shall be open for public inspection after the contract is awarded. Trade secrets and any material that is considered to be confidential information contained in the proposal and identified by Respondent as such will be treated as confidential to the extent allowable in the Open Records Act.

14.0 CONFLICT OF INTEREST:

No County public official shall have interest, direct or indirect, in any contract resulting from this Proposal, in accordance with Texas Local Government Code Chapter 171. Furthermore, the Respondent shall comply with Commissioners' Court Order No. 96-680-10-28, Establishment of Guidelines and Restrictions Regarding the Acceptance of Gifts by County Officials and County Employees.

15.0 LIMITS OF SUBCONTRACTORS:

- 15.1 The County has approval rights over the use and/or removal of all subcontractors and/or vendor(s). Subcontractors shall conform to all County policies.
- 15.2 Any dispute between the Respondent and subcontractors, including any payment dispute, will be promptly remedied by the Respondent. Failure to promptly remedy or to make prompt payment to subcontractor may result in the withholding of funds from the Respondent by the County for any payments owed to the subcontractor.

16.0 JURISDICTION, VENUE, CHOICE OF LAW:

This Proposal and any contract resulting there from shall be governed by and construed according to the laws of the State of Texas. Should any portion of any contract be in conflict with the laws of the State of Texas, the State laws shall invalidate only that portion. The remaining portion of the contract(s) shall remain in effect. Any lawsuit shall be governed by Texas law and Fort Bend County, Texas shall be the venue for any action or proceeding that may be brought or arise out of, in connection with or by reason of this Proposal process and resulting Agreements.

17.0 INDEPENDENT CONTRACTOR:

The Respondent is an independent contractor and no employee or agent of the Respondent shall be deemed for any reason to be an employee or agent of the County.

18.0 AMERICANS WITH DISABILITIES ACT (ADA)

Proposals shall comply with all federal, state, county, and local laws concerning this type of products/service/equipment/project and the fulfillment of all ADA requirements.

19.0 DRUG-FREE WORKPLACE:

All Respondents shall provide any and all notices as may be required under the Drug-Free Workplace Act of 1988, 28 CFR Part 67, Subpart F, to their employees and all sub-contractors to insure that the County maintains a drug-free workplace.

20.0 PERFORMANCE AND PAYMENT BOND:

The Respondent shall post with Fort Bend County, not later than ten (10) days of the County's award of a contract, a performance and payment bond in the amount of one hundred percent (100%) of the total lump sum price in such form as is satisfactory by County. This bond shall be executed by a corporate surety company duly authorized and admitted to do business in the State of Texas and licensed to issue such a bond in the State of Texas. The Respondent shall notify its corporate surety of any contract changes.

21.0 POWER OF ATTORNEY:

An attorney-in-fact who signs a bid bond, performance bond or payment bond must file with each bond a certified and effectively dated copy of his or her power of attorney.

22.0 TEXAS ETHICS COMMISSION FORM 1295:

22.1 Effective January 1, 2016 all contracts executed by Commissioners Court, regardless of the dollar amount, will require completion of Form 1295 "Certificate of Interested Parties", per the new Government Code Statute §2252.908. All firms submitting a response to a formal Bid, RFP, SOQ or any contracts, contract amendments, renewals or change orders are required to complete the Form 1295 online through the State of Texas Ethics Commission website. Please visit:

https://www.ethics.state.tx.us/whatsnew/elf_info_form1295.htm.

22.2 On-line instructions:

22.2.1 Name of governmental entity is to read Fort Bend County.

22.2.2 Identification number use: RFP 18-040

22.2.3 Description is: Renovation of Freedom Park Concession Building

22.3 Highest evaluated respondent will be required to provide the Form 1295 within three (3) calendar days from notification. In the event the respondent does not provide the document in the stated time period the respondent's response will be marked as disqualified and the next highest evaluated respondent will be contacted.

23.0 INSURANCE:

23.1 All respondents must submit, with RFP, a current certificate of insurance indicating coverage in the amounts stated below. In lieu of submitting a certificate of insurance, respondents may submit, with RFP, a notarized statement from an Insurance company, authorized to conduct business in the State of Texas, and acceptable to Fort Bend County, guaranteeing the issuance of an insurance

policy, with the coverage stated below, to the firm named therein, if successful, upon award of this Contract. Failure to provide current insurance certificate or notarized statement will result in disqualification of submittal.

- 23.2 At contract execution, contractor shall furnish County with properly executed certificates of insurance, which shall evidence all insurance required and provide that such insurance shall not be canceled, except on 30 days prior written notice to County. Contractor shall provide certified copies of insurance endorsements and/or policies if requested by County. Contractor shall maintain such insurance coverage from the time Services commence until Services are completed and provide replacement certificates, policies and/or endorsements for any such insurance expiring prior to completion of Services. Contractor shall obtain such insurance written on an Occurrence form (or a Claims Made form for Professional Liability insurance) from such companies having Best's rating of A/VII or better, licensed or approved to transact business in the State of Texas, and shall obtain such insurance of the following types and minimum limits:
- 23.2.1 Workers' Compensation insurance. Substitutes to genuine Workers' Compensation Insurance will not be allowed.
 - 23.2.2 Employers' Liability insurance with limits of not less than \$1,000,000 per injury by accident, \$1,000,000 per injury by disease, and \$1,000,000 per bodily injury by disease.
 - 23.2.3 Commercial general liability insurance with a limit of not less than \$1,000,000 each occurrence and \$2,000,000 in the annual aggregate. Policy shall cover liability for bodily injury, personal injury, and property damage and products/completed operations arising out of the business operations of the policyholder.
 - 23.2.4 Business Automobile Liability coverage with a combined Bodily Injury/Property Damage limit of not less than \$1,000,000 each accident. The policy shall cover liability arising from the operation of licensed vehicles by policyholder.
- 23.3 County and the members of Commissioners Court shall be named as additional insured to all required coverage except for Workers' Compensation and Professional Liability (if required). All Liability policies including Workers' Compensation written on behalf of contractor, excluding Professional Liability, shall contain a waiver of subrogation in favor of County and members of Commissioners Court.
- 23.4 If required coverage is written on a claims-made basis, contractor warrants that any retroactive date applicable to coverage under the policy precedes the effective date of the contract; and that continuous coverage will be maintained or an

extended discovery period will be exercised for a period of two (2) years beginning from the time that work under the agreement is completed.

- 23.5 **Builder's Risk Insurance:** Contractor is required to provide proof before a Purchase Order is issued for this project and keep in full force and effect until the Transfer Date, Builders Risk Insurance, subject to policy terms and conditions, of direct physical loss or damage to property, materials, equipment and supplies which are to become an integral part of the Project, whether owned by Contractor, or subcontractors of every tier, and in which one or more of same has an insurable interest, while in transit, while at the Construction Site awaiting construction, during construction, and until the Transfer Date. Such insurance shall be maintained to cover, as nearly as practicable, the insurable value of such property, materials, equipment and supplies at risk, and shall contain a waiver of subrogation in favor of Contractor, Architect, subcontractors of any tier and Owner for loss or damage occurring during the Work and shall name Contractor as the named insured and Owner as additional insureds. All Builder's Risk Insurance proceeds shall be paid directly to the Contractor.

24.0 INDEMNIFICATION:

Respondent shall save harmless County from and against all claims, liability, and expenses, including reasonable attorney's fees, arising from activities of Respondent, its agents, servants or employees, performed under this agreement that result from the negligent act, error, or omission of Respondent or any of Respondent's agents, servants or employees.

- 24.1 Respondent shall timely report all such matters to Fort Bend County and shall, upon the receipt of any such claim, demand, suit, action, proceeding, lien or judgment, not later than the fifteenth day of each month; provide Fort Bend County with a written report on each such matter, setting forth the status of each matter, the schedule or planned proceedings with respect to each matter and the cooperation or assistance, if any, of Fort Bend County required by Respondent in the defense of each matter.
- 24.2 Respondent's duty to defend, indemnify and hold Fort Bend County harmless shall be absolute. It shall not abate or end by reason of the expiration or termination of any contract unless otherwise agreed by Fort Bend County in writing. The provisions of this section shall survive the termination of the contract and shall remain in full force and effect with respect to all such matters no matter when they arise.
- 24.3 In the event of any dispute between the parties as to whether a claim, demand, suit, action, proceeding, lien or judgment appears to have been caused by or appears to have arisen out of or in connection with acts or omissions of Respondent, Respondent shall never-the-less fully defend such claim, demand, suit, action, proceeding, lien or judgment until and unless there is a determination by a court of competent jurisdiction that the acts and omissions of Respondent are not at issue in the matter.

- 24.4 Respondent's indemnification shall cover, and Respondent agrees to indemnify Fort Bend County, in the event Fort Bend County is found to have been negligent for having selected Respondent to perform the work described in this request.
- 24.5 The provision by Respondent of insurance shall not limit the liability of Respondent under an agreement.
- 24.6 Respondent shall cause all trade contractors and any other contractor who may have a contract to perform construction or installation work in the area where work will be performed under this request, to agree to indemnify Fort Bend County and to hold it harmless from all claims for bodily injury and property damage that arise may from said Respondent's operations. Such provisions shall be in form satisfactory to Fort Bend County.
- 24.7 Loss Deduction Clause - Fort Bend County shall be exempt from, and in no way liable for, any sums of money which may represent a deductible in any insurance policy. The payment of deductibles shall be the sole responsibility of Respondent and/or trade contractor providing such insurance.

25.0 PREVAILING WAGES:

This project is subject to the prevailing wage rate requirements of Chapter 2258 of the Government Code. The Contractor shall pay Fort Bend County sixty dollars (\$60.00) for each worker employed by the Contractor for the provision of services described herein for each calendar day or part of the day that the worker is paid less than the below stated rates. Contractors may also visit www.wdol.gov/dba.aspx.

General Decision Number: TX170297 12/01/2017 TX297
Superseded General Decision Number: TX20160297

State: Texas
Construction Type: Building
County: Fort Bend County in Texas.

BUILDING CONSTRUCTION PROJECTS (does not include single family homes or apartments up to and including 4 stories).

Note: Under Executive Order (EO) 13658, an hourly minimum wage of \$10.20 for calendar year 2017 applies to all contracts subject to the Davis-Bacon Act for which the contract is awarded (and any solicitation was issued) on or after January 1, 2015. If this contract is covered by the EO, the contractor must pay all workers in any classification listed on this wage determination at least \$10.20 (or the applicable wage rate listed on this wage determination, if it is higher) for all hours spent performing on the contract in calendar year 2017. The EO minimum wage rate will be adjusted annually. Additional information on contractor requirements and worker protections under the EO is available at www.dol.gov/whd/govcontracts.

Modification Number	Publication Date
0	01/06/2017
1	01/13/2017
2	01/27/2017
3	04/14/2017
4	08/18/2017
5	09/08/2017
6	09/22/2017
7	11/03/2017
8	11/10/2017
9	12/01/2017

ASBE0022-009 06/01/2017

	Rates	Fringes
ASBESTOS WORKER/HEAT & FROST INSULATOR (Duct, Pipe and Mechanical System Insulation)	\$ 23.26	12.92
BOIL0074-003 01/01/2017		
BOILERMAKER	\$ 28.00	22.35
CARP0551-008 04/01/2016		
CARPENTER (Excludes Acoustical Ceiling Installation, Drywall Hanging, Form Work and Metal Stud Installation)	\$ 23.05	8.78
ELEC0716-005 08/28/2017		
ELECTRICIAN (Excludes Low Voltage Wiring and Installation of Alarms)	\$ 32.25	9.14
* ELEV0031-003 01/01/2017		
ELEVATOR MECHANIC	\$ 39.24	29.985+a+b

FOOTNOTES:

A. 6% under 5 years based on regular hourly rate for all hours worked. 8% over 5 years based on regular hourly rate for all hours worked.

B. Holidays: New Year's Day; Memorial Day; Independence Day; Labor Day; Thanksgiving Day; Friday after Thanksgiving Day; Christmas Day; and Veterans Day.

ENGI0450-002 04/01/2014

POWER EQUIPMENT OPERATOR Cranes	\$ 34.85	9.85
IRON0084-002 06/01/2015		
IRONWORKER (ORNAMENTAL AND STRUCTURAL)	\$ 23.02	6.35
PLAS0079-004 01/01/2015		
PLASTERER	\$ 19.92	1.00
PLUM0068-002 10/01/2017		
PLUMBER PLUM0211-010 10/01/2017	\$ 34.90	10.54
PIPEFITTER (Including HVAC Pipe Installation)	\$ 34.10	11.71
SHEE0054-003 07/01/2017		
SHEET METAL WORKER (Excludes HVAC Duct and Unit Installation)	\$ 27.72	13.70
SUTX2014-023 07/21/2014		
ACOUSTICAL CEILING MECHANIC	\$ 16.41	3.98
BRICKLAYER	\$ 19.86	0.00
CAULKER	\$ 15.36	0.00
CEMENT MASON/CONCRETE FINISHER	\$ 13.82	0.00
DRYWALL FINISHER/TAPER	\$ 16.30	3.71
DRYWALL HANGER AND METAL STUD INSTALLER	\$ 17.45	3.96
ELECTRICIAN (Alarm Installation Only)	\$ 17.97	3.37
ELECTRICIAN (Low Voltage Wiring Only)	\$ 18.00	1.68
FLOOR LAYER: Carpet	\$ 20.00	0.00
FORM WORKER	\$ 11.87	0.00

GLAZIER	\$ 19.12	4.41
INSULATOR – BATT	\$ 14.87	0.73
IRONWORKER, REINFORCING	\$ 12.10	0.00
LABORER: Common or General	\$ 10.79	0.00
LABORER: Mason Tender – Brick	\$ 13.37	0.00
LABORER: Mason Tender - Cement/Concrete	\$ 10.50	0.00
LABORER: Pipelayer	\$ 12.94	0.00
LABORER: Roof Tearoff	\$ 11.28	0.00
LABORER: Landscape and Irrigation	\$ 9.49	0.00
LATHER	\$ 19.73	0.00
OPERATOR: Backhoe/Excavator/Trackhoe	\$ 14.10	0.00
OPERATOR: Bobcat/Skid Steer/Skid Loader	\$ 13.93	0.00
OPERATOR: Bulldozer	\$ 20.77	0.00
OPERATOR: Drill	\$ 16.22	0.34
OPERATOR: Forklift	\$ 15.64	0.00
OPERATOR: Grader/Blade	\$ 13.37	0.00
OPERATOR: Loader	\$ 13.55	0.94
OPERATOR: Mechanic	\$ 17.52	3.33
OPERATOR: Paver (Asphalt, Aggregate, and Concrete)	\$ 16.03	0.00
OPERATOR: Roller	\$ 16.00	0.00
PAINTER (Brush, Roller and Spray), Excludes Drywall Finishing/Taping	\$ 16.77	4.51
ROOFER	\$ 15.40	0.00
SHEET METAL WORKER (HVAC Duct Installation Only)	\$ 17.81	2.64

SHEET METAL WORKER (HVAC Unit Installation Only)	\$ 16.00	1.61
SPRINKLER FITTER (Fire Sprinklers)	\$ 22.17	9.70
TILE FINISHER	\$ 12.00	0.00
TILE SETTER	\$ 16.17	0.00
TRUCK DRIVER: 1/Single Axle Truck	\$ 14.95	5.23
TRUCK DRIVER: Dump Truck	\$ 12.39	1.18
TRUCK DRIVER: Flatbed Truck	\$ 19.65	8.57
TRUCK DRIVER: Semi-Trailer Truck	\$ 12.50	0.00
TRUCK DRIVER: Water Truck	\$ 12.00	4.11
WATERPROOFER	\$ 14.39	0.00

WELDERS - Receive rate prescribed for craft performing operation to which welding is incidental.

Note: Executive Order (EO) 13706, Establishing Paid Sick Leave for Federal Contractors applies to all contracts subject to the Davis-Bacon Act for which the contract is awarded (and any solicitation was issued) on or after January 1, 2017. If this contract is covered by the EO, the contractor must provide employees with 1 hour of paid sick leave for every 30 hours they work, up to 56 hours of paid sick leave each year. Employees must be permitted to use paid sick leave for their own illness, injury or other health-related needs, including preventive care; to assist a family member (or person who is like family to the employee) who is ill, injured, or has other health-related needs, including preventive care; or for reasons resulting from, or to assist a family member (or person who is like family to the employee) who is a victim of, domestic violence, sexual assault, or stalking. Additional information on contractor requirements and worker protections under the EO is available at www.dol.gov/whd/govcontracts.

Unlisted classifications needed for work not included within the scope of the classifications listed may be added after award only as provided in the labor standards contract clauses (29CFR 5.5 (a) (1) (ii)).

The body of each wage determination lists the classification and wage rates that have been found to be prevailing for the cited type(s) of construction in the area covered by the wage determination. The classifications are listed in alphabetical order of "identifiers" that indicate whether the particular rate is a union rate (current union negotiated rate for local), a survey rate (weighted average rate) or a union average rate (weighted union average rate).

Union Rate Identifiers

A four letter classification abbreviation identifier enclosed in dotted lines beginning with characters other than "SU" or "UAVG" denotes that the union classification and rate were prevailing for that classification in the survey. Example: PLUM0198-005 07/01/2014. PLUM is an abbreviation identifier of the union which prevailed in the survey for this classification, which in this example would be Plumbers. 0198 indicates the local union number or district council number where applicable, i.e., Plumbers Local 0198. The next number, 005 in the example, is an internal number used in processing the wage determination. 07/01/2014 is the effective date of the most current negotiated rate, which in this example is July 1, 2014.

Union prevailing wage rates are updated to reflect all rate changes in the collective bargaining agreement (CBA) governing this classification and rate.

Survey Rate Identifiers

Classifications listed under the "SU" identifier indicate that no one rate prevailed for this classification in the survey and the published rate is derived by computing a weighted average rate based on all the rates reported in the survey for that classification. As this weighted average rate includes all rates reported in the survey, it may include both union and non-union rates. Example: SULA2012-007 5/13/2014. SU indicates the rates are survey rates based on a weighted average calculation of rates and are not majority rates. LA indicates the State of Louisiana. 2012 is the year of survey on which these classifications and rates are based. The next number, 007 in the example, is an internal number used in producing the wage determination. 5/13/2014 indicates the survey completion date for the classifications and rates under that identifier.

Survey wage rates are not updated and remain in effect until a new survey is conducted.

Union Average Rate Identifiers

Classification(s) listed under the UAVG identifier indicate that no single majority rate prevailed for those classifications; however, 100% of the data reported for the classifications was union data. EXAMPLE: UAVG-OH-0010 08/29/2014. UAVG indicates that the rate is a weighted union average rate. OH indicates the state. The next number, 0010 in the example, is an internal number used in producing the wage determination. 08/29/2014 indicates the survey completion date for the classifications and rates under that identifier.

A UAVG rate will be updated once a year, usually in January of each year, to reflect a weighted average of the current negotiated/CBA rate of the union locals from which the rate is based.

WAGE DETERMINATION APPEALS PROCESS

1.) Has there been an initial decision in the matter? This can be:

- * an existing published wage determination
- * a survey underlying a wage determination

- * a Wage and Hour Division letter setting forth a position on a wage determination matter
- * a conformance (additional classification and rate) ruling

On survey related matters, initial contact, including requests for summaries of surveys, should be with the Wage and Hour Regional Office for the area in which the survey was conducted because those Regional Offices have responsibility for the Davis-Bacon survey program. If the response from this initial contact is not satisfactory, then the process described in 2.) and 3.) should be followed.

With regard to any other matter not yet ripe for the formal process described here, initial contact should be with the Branch of Construction Wage Determinations. Write to:

Branch of Construction Wage Determinations
Wage and Hour Division
U.S. Department of Labor
200 Constitution Avenue, N.W.
Washington, DC 20210

2.) If the answer to the question in 1.) is yes, then an interested party (those affected by the action) can request review and reconsideration from the Wage and Hour Administrator (See 29 CFR Part 1.8 and 29 CFR Part 7). Write to:

Wage and Hour Administrator
U.S. Department of Labor
200 Constitution Avenue, N.W.
Washington, DC 20210

The request should be accompanied by a full statement of the interested party's position and by any information (wage payment data, project description, area practice material, etc.) that the requestor considers relevant to the issue.

3.) If the decision of the Administrator is not favorable, an interested party may appeal directly to the Administrative Review Board (formerly the Wage Appeals Board). Write to:

Administrative Review Board
U.S. Department of Labor
200 Constitution Avenue, N.W.
Washington, DC 20210

4.) All decisions by the Administrative Review Board are final.

26.0 PERMITS:

It shall be the sole responsibility of the successful Respondent to obtain any required permits in the name of Fort Bend County.

27.0 TAX EXEMPT:

Fort Bend County is exempt from state and local sales and use taxes under Section 151.309 of the Texas Tax Code. This project will be deemed a separate project for Texas tax purposes, and as such, Fort Bend County hereby issues its Texas Exemption for the purchase of any items qualifying for exemption under this project. Respondent is to issue its Texas Resale Certificate to vendors and subcontractors for such items qualifying for this exemption, and further, Respondent should state these items at cost.

28.0 NAME BRANDS:

Name Brands: Specifications may reference name brands and model numbers. It is not the intent of Fort Bend County to restrict these bids in such cases, but to establish a desired quality level of merchandise or to meet a pre-established standard due to like existing items. Bidders may offer items of equal stature and the burden of proof of such stature rests with them. Fort Bend County shall act as sole judge in determining equality and acceptability of products offered.

29.0 EVALUATION CRITERIA:

In order to facilitate the analysis of responses to this Proposal, Respondents are required to prepare their proposals in accordance with the instructions outlined in this part. Proposals should be prepared as simply as possible and provide a straightforward, concise description of the Respondent's capabilities to satisfy the requirements of the Proposal. Emphasis should be concentrated on accuracy, completeness, and clarity of content. All parts, pages, figures, and tables should be numbered and clearly labeled.

29.1 Respondents are required to follow the outline below when preparing their proposals:

Tab	Title
	Title Page
	Letter of Transmittal
	Table of Contents
	Executive Summary
1	Cost
2	Understanding Scope of Work
3	Firm's Experience
4	Staff Experience
5	Proposed Schedule
6	Overall Completeness of Proposal

29.2 Any exceptions to the Proposal requirements shall be identified in the applicable section.

29.3 Executive Summary - This part of the response to the Proposal should be limited to a brief narrative highlighting the Respondent's proposal. This section should not include cost quotations. Note that the executive summary should identify the primary contacts for the Respondent.

29.4 Respondents will be evaluated utilizing the factors, as weighted below:

Tab 1

Cost (weight factor = 45%)

- Complete Exhibit I.

Tab 2

Understanding Scope of Work (weight factor = 15%)

- Respondents must express, in detail, their understanding of this specific project. In addition, describe how the project requested will be provided and managed. Describe the approach your firm will take to the required collaboration, scheduling and coordination required for this project.

Tab 3

Firm's Experience (weight factor = 15%)

- Firm Experience with Projects of Similar Size and Complexity: Such experience must be in the form of renovation services. List a minimum of three (3) similar projects completed within the last ten (10) years; provide the name and location of each project, detailed description of project, completion date, final cost, the client, and a contact person and phone number.

Tab 4

Staff Experience (weight factor = 10%)

- Staff Experience with Projects of Similar Size and Complexity: Such experience must be in the form of providing project management and construction services. Provide organizational Chart and provide resumes for project superintendent and project manager who will be assigned to this project; resumes to include a minimum of three (3) similar projects completed within the last ten (10) years, provide the client's name and location of each project, and a contact person and phone number and completion date.

Tab 5

Proposed Schedule (weight factor = 10%)

- Provide project schedule.

Tab 6

Overall Completeness of Proposal (weight factor = 5%)

- Proof of Insurance
- Completed Respondent forms
- Completed W9 form
- Completed debt form
- Completed Contractor Acknowledgement of Stormwater Management Program form

30.0 AWARD:

The County will select the respondent whose proposal is the highest evaluated and responsible for the County. Contractual commitments are contingent upon the availability of funds, as evidenced by the issuance of a purchase order. All contracts are subject to the approval of the County's legal counsel and Commissioners' Court, prior to execution. Once awarded, the contract will be the final expression of the agreement between the parties and may not be altered, changed, or amended except by mutual agreement, in writing.

31.0 RETAINAGE:

Within thirty (30) days after receipt of each uncontested Application for Payment together with the supporting materials required, County shall advance to Contractor the uncontested amount requested in such uncontested Application for Payment, except *five* percent (5%) of the amount requested (hereinafter "Retainage") in each Application for Payment by County. The Retainage withheld shall be released upon final completion of the entire Project and verification of satisfactory work performed, unless grounds exist for withholding payment on account of other defaults by Contractor, including services provided by its sub-contractors.

32.0 LIQUIDATED DAMAGES:

If the Services are not substantially completed within the time for performance or within such additional time as may be extended by County, County will deduct from the final payment as liquidated damages and not as a penalty the sum of two hundred and fifty (\$250.00) per calendar

day that the Services are not substantially complete. Such sum is agreed upon as a reasonable and proper measure of the damages County will sustain.

33.0 REQUIRED FORMS:

All respondents submitting are required to complete the attached and return with submission:

33.1 Vendor Form

33.2 W9 Form

33.3 Tax Form/Debt/Residence Certification

33.4 Contractor Acknowledgement of Stormwater Management Program

34.0 EXHIBIT:

Exhibit I: Pricing

35.0 ENCLOSURES:

Enclosure 1: Concession Building Construction Document

Request for Taxpayer Identification Number and Certification

Give Form to the
requester. Do not
send to the IRS.

Print or type
See Specific Instructions on page 2.

1 Name (as shown on your income tax return). Name is required on this line; do not leave this line blank.	
2 Business name/disregarded entity name, if different from above	
3 Check appropriate box for federal tax classification; check only one of the following seven boxes: <input type="checkbox"/> Individual/sole proprietor or single-member LLC <input type="checkbox"/> Limited liability company. Enter the tax classification (C=C corporation, S=S corporation, P=partnership) ▶ _____ Note. For a single-member LLC that is disregarded, do not check LLC; check the appropriate box in the line above for the tax classification of the single-member owner. <input type="checkbox"/> Other (see instructions) ▶ _____	4 Exemptions (codes apply only to certain entities, not individuals; see instructions on page 3): Exempt payee code (if any) _____ Exemption from FATCA reporting code (if any) _____ <small>(Applies to accounts maintained outside the U.S.)</small>
5 Address (number, street, and apt. or suite no.)	Requester's name and address (optional)
6 City, state, and ZIP code	
7 List account number(s) here (optional)	

Part I Taxpayer Identification Number (TIN)

Enter your TIN in the appropriate box. The TIN provided must match the name given on line 1 to avoid backup withholding. For individuals, this is generally your social security number (SSN). However, for a resident alien, sole proprietor, or disregarded entity, see the Part I instructions on page 3. For other entities, it is your employer identification number (EIN). If you do not have a number, see *How to get a TIN* on page 3.

Note. If the account is in more than one name, see the instructions for line 1 and the chart on page 4 for guidelines on whose number to enter.

Social security number									
				-			-		

or

Employer identification number									
					-				

Part II Certification

Under penalties of perjury, I certify that:

- The number shown on this form is my correct taxpayer identification number (or I am waiting for a number to be issued to me); and
- I am not subject to backup withholding because: (a) I am exempt from backup withholding, or (b) I have not been notified by the Internal Revenue Service (IRS) that I am subject to backup withholding as a result of a failure to report all interest or dividends, or (c) the IRS has notified me that I am no longer subject to backup withholding; and
- I am a U.S. citizen or other U.S. person (defined below); and
- The FATCA code(s) entered on this form (if any) indicating that I am exempt from FATCA reporting is correct.

Certification instructions. You must cross out item 2 above if you have been notified by the IRS that you are currently subject to backup withholding because you have failed to report all interest and dividends on your tax return. For real estate transactions, item 2 does not apply. For mortgage interest paid, acquisition or abandonment of secured property, cancellation of debt, contributions to an individual retirement arrangement (IRA), and generally, payments other than interest and dividends, you are not required to sign the certification, but you must provide your correct TIN. See the instructions on page 3.

Sign Here	Signature of U.S. person ▶	Date ▶
------------------	----------------------------	--------

General Instructions

Section references are to the Internal Revenue Code unless otherwise noted.
Future developments. Information about developments affecting Form W-9 (such as legislation enacted after we release it) is at www.irs.gov/fw9.

Purpose of Form

An individual or entity (Form W-9 requester) who is required to file an information return with the IRS must obtain your correct taxpayer identification number (TIN) which may be your social security number (SSN), individual taxpayer identification number (ITIN), adoption taxpayer identification number (ATIN), or employer identification number (EIN), to report on an information return the amount paid to you, or other amount reportable on an information return. Examples of information returns include, but are not limited to, the following:

- Form 1099-INT (interest earned or paid)
- Form 1099-DIV (dividends, including those from stocks or mutual funds)
- Form 1099-MISC (various types of income, prizes, awards, or gross proceeds)
- Form 1099-B (stock or mutual fund sales and certain other transactions by brokers)
- Form 1099-S (proceeds from real estate transactions)
- Form 1099-K (merchant card and third party network transactions)

- Form 1098 (home mortgage interest), 1098-E (student loan interest), 1098-T (tuition)
- Form 1099-C (canceled debt)
- Form 1099-A (acquisition or abandonment of secured property)

Use Form W-9 only if you are a U.S. person (including a resident alien), to provide your correct TIN.
If you do not return Form W-9 to the requester with a TIN, you might be subject to backup withholding. See What is backup withholding? on page 2.

By signing the filled-out form, you:

- Certify that the TIN you are giving is correct (or you are waiting for a number to be issued),
- Certify that you are not subject to backup withholding, or
- Claim exemption from backup withholding if you are a U.S. exempt payee. If applicable, you are also certifying that as a U.S. person, your allocable share of any partnership income from a U.S. trade or business is not subject to the withholding tax on foreign partners' share of effectively connected income, and
- Certify that FATCA code(s) entered on this form (if any) indicating that you are exempt from the FATCA reporting, is correct. See *What is FATCA reporting?* on page 2 for further information.

Note. If you are a U.S. person and a requester gives you a form other than Form W-9 to request your TIN, you must use the requester's form if it is substantially similar to this Form W-9.

Definition of a U.S. person. For federal tax purposes, you are considered a U.S. person if you are:

- An individual who is a U.S. citizen or U.S. resident alien;
- A partnership, corporation, company, or association created or organized in the United States or under the laws of the United States;
- An estate (other than a foreign estate); or
- A domestic trust (as defined in Regulations section 301.7701-7).

Special rules for partnerships. Partnerships that conduct a trade or business in the United States are generally required to pay a withholding tax under section 1446 on any foreign partners' share of effectively connected taxable income from such business. Further, in certain cases where a Form W-9 has not been received, the rules under section 1446 require a partnership to presume that a partner is a foreign person, and pay the section 1446 withholding tax. Therefore, if you are a U.S. person that is a partner in a partnership conducting a trade or business in the United States, provide Form W-9 to the partnership to establish your U.S. status and avoid section 1446 withholding on your share of partnership income.

In the cases below, the following person must give Form W-9 to the partnership for purposes of establishing its U.S. status and avoiding withholding on its allocable share of net income from the partnership conducting a trade or business in the United States:

- In the case of a disregarded entity with a U.S. owner, the U.S. owner of the disregarded entity and not the entity;
- In the case of a grantor trust with a U.S. grantor or other U.S. owner, generally, the U.S. grantor or other U.S. owner of the grantor trust and not the trust; and
- In the case of a U.S. trust (other than a grantor trust), the U.S. trust (other than a grantor trust) and not the beneficiaries of the trust.

Foreign person. If you are a foreign person or the U.S. branch of a foreign bank that has elected to be treated as a U.S. person, do not use Form W-9. Instead, use the appropriate Form W-8 or Form 8233 (see Publication 515, Withholding of Tax on Nonresident Aliens and Foreign Entities).

Nonresident alien who becomes a resident alien. Generally, only a nonresident alien individual may use the terms of a tax treaty to reduce or eliminate U.S. tax on certain types of income. However, most tax treaties contain a provision known as a "saving clause." Exceptions specified in the saving clause may permit an exemption from tax to continue for certain types of income even after the payee has otherwise become a U.S. resident alien for tax purposes.

If you are a U.S. resident alien who is relying on an exception contained in the saving clause of a tax treaty to claim an exemption from U.S. tax on certain types of income, you must attach a statement to Form W-9 that specifies the following five items:

1. The treaty country. Generally, this must be the same treaty under which you claimed exemption from tax as a nonresident alien.
2. The treaty article addressing the income.
3. The article number (or location) in the tax treaty that contains the saving clause and its exceptions.
4. The type and amount of income that qualifies for the exemption from tax.
5. Sufficient facts to justify the exemption from tax under the terms of the treaty article.

Example. Article 20 of the U.S.-China income tax treaty allows an exemption from tax for scholarship income received by a Chinese student temporarily present in the United States. Under U.S. law, this student will become a resident alien for tax purposes if his or her stay in the United States exceeds 5 calendar years. However, paragraph 2 of the first Protocol to the U.S.-China treaty (dated April 30, 1984) allows the provisions of Article 20 to continue to apply even after the Chinese student becomes a resident alien of the United States. A Chinese student who qualifies for this exception (under paragraph 2 of the first protocol) and is relying on this exception to claim an exemption from tax on his or her scholarship or fellowship income would attach to Form W-9 a statement that includes the information described above to support that exemption.

If you are a nonresident alien or a foreign entity, give the requester the appropriate completed Form W-8 or Form 8233.

Backup Withholding

What is backup withholding? Persons making certain payments to you must under certain conditions withhold and pay to the IRS 28% of such payments. This is called "backup withholding." Payments that may be subject to backup withholding include interest, tax-exempt interest, dividends, broker and barter exchange transactions, rents, royalties, nonemployee pay, payments made in settlement of payment card and third party network transactions, and certain payments from fishing boat operators. Real estate transactions are not subject to backup withholding.

You will not be subject to backup withholding on payments you receive if you give the requester your correct TIN, make the proper certifications, and report all your taxable interest and dividends on your tax return.

Payments you receive will be subject to backup withholding if:

1. You do not furnish your TIN to the requester,
2. You do not certify your TIN when required (see the Part II instructions on page 3 for details),

3. The IRS tells the requester that you furnished an incorrect TIN,

4. The IRS tells you that you are subject to backup withholding because you did not report all your interest and dividends on your tax return (for reportable interest and dividends only), or

5. You do not certify to the requester that you are not subject to backup withholding under 4 above (for reportable interest and dividend accounts opened after 1983 only).

Certain payees and payments are exempt from backup withholding. See *Exempt payee code* on page 3 and the separate Instructions for the Requester of Form W-9 for more information.

Also see *Special rules for partnerships* above.

What is FATCA reporting?

The Foreign Account Tax Compliance Act (FATCA) requires a participating foreign financial institution to report all United States account holders that are specified United States persons. Certain payees are exempt from FATCA reporting. See *Exemption from FATCA reporting code* on page 3 and the Instructions for the Requester of Form W-9 for more information.

Updating Your Information

You must provide updated information to any person to whom you claimed to be an exempt payee if you are no longer an exempt payee and anticipate receiving reportable payments in the future from this person. For example, you may need to provide updated information if you are a C corporation that elects to be an S corporation, or if you no longer are tax exempt. In addition, you must furnish a new Form W-9 if the name or TIN changes for the account; for example, if the grantor of a grantor trust dies.

Penalties

Failure to furnish TIN. If you fail to furnish your correct TIN to a requester, you are subject to a penalty of \$50 for each such failure unless your failure is due to reasonable cause and not to willful neglect.

Civil penalty for false information with respect to withholding. If you make a false statement with no reasonable basis that results in no backup withholding, you are subject to a \$500 penalty.

Criminal penalty for falsifying information. Willfully falsifying certifications or affirmations may subject you to criminal penalties including fines and/or imprisonment.

Misuse of TINs. If the requester discloses or uses TINs in violation of federal law, the requester may be subject to civil and criminal penalties.

Specific Instructions

Line 1

You must enter one of the following on this line; **do not** leave this line blank. The name should match the name on your tax return.

If this Form W-9 is for a joint account, list first, and then circle, the name of the person or entity whose number you entered in Part I of Form W-9.

a. **Individual.** Generally, enter the name shown on your tax return. If you have changed your last name without informing the Social Security Administration (SSA) of the name change, enter your first name, the last name as shown on your social security card, and your new last name.

Note. ITIN applicant: Enter your individual name as it was entered on your Form W-7 application, line 1a. This should also be the same as the name you entered on the Form 1040/1040A/1040EZ you filed with your application.

b. **Sole proprietor or single-member LLC.** Enter your individual name as shown on your 1040/1040A/1040EZ on line 1. You may enter your business, trade, or "doing business as" (DBA) name on line 2.

c. **Partnership, LLC that is not a single-member LLC, C Corporation, or S Corporation.** Enter the entity's name as shown on the entity's tax return on line 1 and any business, trade, or DBA name on line 2.

d. **Other entities.** Enter your name as shown on required U.S. federal tax documents on line 1. This name should match the name shown on the charter or other legal document creating the entity. You may enter any business, trade, or DBA name on line 2.

e. **Disregarded entity.** For U.S. federal tax purposes, an entity that is disregarded as an entity separate from its owner is treated as a "disregarded entity." See Regulations section 301.7701-2(c)(2)(iii). Enter the owner's name on line 1. The name of the entity entered on line 1 should never be a disregarded entity. The name on line 1 should be the name shown on the income tax return on which the income should be reported. For example, if a foreign LLC that is treated as a disregarded entity for U.S. federal tax purposes has a single owner that is a U.S. person, the U.S. owner's name is required to be provided on line 1. If the direct owner of the entity is also a disregarded entity, enter the first owner that is not disregarded for federal tax purposes. Enter the disregarded entity's name on line 2, "Business name/disregarded entity name." If the owner of the disregarded entity is a foreign person, the owner must complete an appropriate Form W-8 instead of a Form W-9. This is the case even if the foreign person has a U.S. TIN.

Line 2

If you have a business name, trade name, DBA name, or disregarded entity name, you may enter it on line 2.

Line 3

Check the appropriate box in line 3 for the U.S. federal tax classification of the person whose name is entered on line 1. Check only one box in line 3.

Limited Liability Company (LLC). If the name on line 1 is an LLC treated as a partnership for U.S. federal tax purposes, check the "Limited Liability Company" box and enter "P" in the space provided. If the LLC has filed Form 8832 or 2553 to be taxed as a corporation, check the "Limited Liability Company" box and in the space provided enter "C" for C corporation or "S" for S corporation. If it is a single-member LLC that is a disregarded entity, do not check the "Limited Liability Company" box; instead check the first box in line 3 "Individual/sole proprietor or single-member LLC."

Line 4, Exemptions

If you are exempt from backup withholding and/or FATCA reporting, enter in the appropriate space in line 4 any code(s) that may apply to you.

Exempt payee code.

- Generally, individuals (including sole proprietors) are not exempt from backup withholding.
- Except as provided below, corporations are exempt from backup withholding for certain payments, including interest and dividends.
- Corporations are not exempt from backup withholding for payments made in settlement of payment card or third party network transactions.
- Corporations are not exempt from backup withholding with respect to attorneys' fees or gross proceeds paid to attorneys, and corporations that provide medical or health care services are not exempt with respect to payments reportable on Form 1099-MISC.

The following codes identify payees that are exempt from backup withholding. Enter the appropriate code in the space in line 4.

- 1—An organization exempt from tax under section 501(a), any IRA, or a custodial account under section 403(b)(7) if the account satisfies the requirements of section 401(f)(2)
- 2—The United States or any of its agencies or instrumentalities
- 3—A state, the District of Columbia, a U.S. commonwealth or possession, or any of their political subdivisions or instrumentalities
- 4—A foreign government or any of its political subdivisions, agencies, or instrumentalities
- 5—A corporation
- 6—A dealer in securities or commodities required to register in the United States, the District of Columbia, or a U.S. commonwealth or possession
- 7—A futures commission merchant registered with the Commodity Futures Trading Commission
- 8—A real estate investment trust
- 9—An entity registered at all times during the tax year under the Investment Company Act of 1940
- 10—A common trust fund operated by a bank under section 584(a)
- 11—A financial institution
- 12—A middleman known in the investment community as a nominee or custodian
- 13—A trust exempt from tax under section 664 or described in section 4947

The following chart shows types of payments that may be exempt from backup withholding. The chart applies to the exempt payees listed above, 1 through 13.

IF the payment is for . . .	THEN the payment is exempt for . . .
Interest and dividend payments	All exempt payees except for 7
Broker transactions	Exempt payees 1 through 4 and 6 through 11 and all C corporations. S corporations must not enter an exempt payee code because they are exempt only for sales of noncovered securities acquired prior to 2012.
Barter exchange transactions and patronage dividends	Exempt payees 1 through 4
Payments over \$600 required to be reported and direct sales over \$5,000 ¹	Generally, exempt payees 1 through 5 ²
Payments made in settlement of payment card or third party network transactions	Exempt payees 1 through 4

¹ See Form 1099-MISC, Miscellaneous Income, and its instructions.

² However, the following payments made to a corporation and reportable on Form 1099-MISC are not exempt from backup withholding: medical and health care payments, attorneys' fees, gross proceeds paid to an attorney reportable under section 6045(f), and payments for services paid by a federal executive agency.

Exemption from FATCA reporting code. The following codes identify payees that are exempt from reporting under FATCA. These codes apply to persons submitting this form for accounts maintained outside of the United States by certain foreign financial institutions. Therefore, if you are only submitting this form for an account you hold in the United States, you may leave this field blank. Consult with the person requesting this form if you are uncertain if the financial institution is subject to these requirements. A requester may indicate that a code is not required by providing you with a Form W-9 with "Not Applicable" (or any similar indication) written or printed on the line for a FATCA exemption code.

A—An organization exempt from tax under section 501(a) or any individual retirement plan as defined in section 7701(a)(37)

B—The United States or any of its agencies or instrumentalities

C—A state, the District of Columbia, a U.S. commonwealth or possession, or any of their political subdivisions or instrumentalities

D—A corporation the stock of which is regularly traded on one or more established securities markets, as described in Regulations section 1.1472-1(c)(1)(i)

E—A corporation that is a member of the same expanded affiliated group as a corporation described in Regulations section 1.1472-1(c)(1)(i)

F—A dealer in securities, commodities, or derivative financial instruments (including notional principal contracts, futures, forwards, and options) that is registered as such under the laws of the United States or any state

G—A real estate investment trust

H—A regulated investment company as defined in section 851 or an entity registered at all times during the tax year under the Investment Company Act of 1940

I—A common trust fund as defined in section 584(a)

J—A bank as defined in section 581

K—A broker

L—A trust exempt from tax under section 664 or described in section 4947(a)(1)

M—A tax exempt trust under a section 403(b) plan or section 457(g) plan

Note. You may wish to consult with the financial institution requesting this form to determine whether the FATCA code and/or exempt payee code should be completed.

Line 5

Enter your address (number, street, and apartment or suite number). This is where the requester of this Form W-9 will mail your information returns.

Line 6

Enter your city, state, and ZIP code.

Part I. Taxpayer Identification Number (TIN)

Enter your TIN in the appropriate box. If you are a resident alien and you do not have and are not eligible to get an SSN, your TIN is your IRS individual taxpayer identification number (ITIN). Enter it in the social security number box. If you do not have an ITIN, see *How to get a TIN* below.

If you are a sole proprietor and you have an EIN, you may enter either your SSN or EIN. However, the IRS prefers that you use your SSN.

If you are a single-member LLC that is disregarded as an entity separate from its owner (see *Limited Liability Company (LLC)* on this page), enter the owner's SSN (or EIN, if the owner has one). Do not enter the disregarded entity's EIN. If the LLC is classified as a corporation or partnership, enter the entity's EIN.

Note. See the chart on page 4 for further clarification of name and TIN combinations.

How to get a TIN. If you do not have a TIN, apply for one immediately. To apply for an SSN, get Form SS-5, Application for a Social Security Card, from your local SSA office or get this form online at www.ssa.gov. You may also get this form by calling 1-800-772-1213. Use Form W-7, Application for IRS Individual Taxpayer Identification Number, to apply for an ITIN, or Form SS-4, Application for Employer Identification Number, to apply for an EIN. You can apply for an EIN online by accessing the IRS website at www.irs.gov/businesses and clicking on Employer Identification Number (EIN) under Starting a Business. You can get Forms W-7 and SS-4 from the IRS by visiting IRS.gov or by calling 1-800-TAX-FORM (1-800-829-3676).

If you are asked to complete Form W-9 but do not have a TIN, apply for a TIN and write "Applied For" in the space for the TIN, sign and date the form, and give it to the requester. For interest and dividend payments, and certain payments made with respect to readily tradable instruments, generally you will have 60 days to get a TIN and give it to the requester before you are subject to backup withholding on payments. The 60-day rule does not apply to other types of payments. You will be subject to backup withholding on all such payments until you provide your TIN to the requester.

Note. Entering "Applied For" means that you have already applied for a TIN or that you intend to apply for one soon.

Caution: A disregarded U.S. entity that has a foreign owner must use the appropriate Form W-8.

Part II. Certification

To establish to the withholding agent that you are a U.S. person, or resident alien, sign Form W-9. You may be requested to sign by the withholding agent even if items 1, 4, or 5 below indicate otherwise.

For a joint account, only the person whose TIN is shown in Part I should sign (when required). In the case of a disregarded entity, the person identified on line 1 must sign. Exempt payees, see *Exempt payee code* earlier.

Signature requirements. Complete the certification as indicated in items 1 through 5 below.

1. Interest, dividend, and barter exchange accounts opened before 1984 and broker accounts considered active during 1983. You must give your correct TIN, but you do not have to sign the certification.

2. Interest, dividend, broker, and barter exchange accounts opened after 1983 and broker accounts considered inactive during 1983. You must sign the certification or backup withholding will apply. If you are subject to backup withholding and you are merely providing your correct TIN to the requester, you must cross out item 2 in the certification before signing the form.

3. Real estate transactions. You must sign the certification. You may cross out item 2 of the certification.

4. Other payments. You must give your correct TIN, but you do not have to sign the certification unless you have been notified that you have previously given an incorrect TIN. "Other payments" include payments made in the course of the requester's trade or business for rents, royalties, goods (other than bills for merchandise), medical and health care services (including payments to corporations), payments to a nonemployee for services, payments made in settlement of payment card and third party network transactions, payments to certain fishing boat crew members and fishermen, and gross proceeds paid to attorneys (including payments to corporations).

5. Mortgage interest paid by you, acquisition or abandonment of secured property, cancellation of debt, qualified tuition program payments (under section 529), IRA, Coverdell ESA, Archer MSA or HSA contributions or distributions, and pension distributions. You must give your correct TIN, but you do not have to sign the certification.

What Name and Number To Give the Requester

For this type of account:	Give name and SSN of:
1. Individual	The individual
2. Two or more individuals (joint account)	The actual owner of the account or, if combined funds, the first individual on the account ¹
3. Custodian account of a minor (Uniform Gift to Minors Act)	The minor ²
4. a. The usual revocable savings trust (grantor is also trustee) b. So-called trust account that is not a legal or valid trust under state law	The grantor-trustee ¹ The actual owner ¹
5. Sole proprietorship or disregarded entity owned by an individual	The owner ³
6. Grantor trust filing under Optional Form 1099 Filing Method 1 (see Regulations section 1.671-4(b)(2)(i)(A))	The grantor*
For this type of account:	Give name and EIN of:
7. Disregarded entity not owned by an individual	The owner
8. A valid trust, estate, or pension trust	Legal entity ⁴
9. Corporation or LLC electing corporate status on Form 8832 or Form 2553	The corporation
10. Association, club, religious, charitable, educational, or other tax-exempt organization	The organization
11. Partnership or multi-member LLC	The partnership
12. A broker or registered nominee	The broker or nominee
13. Account with the Department of Agriculture in the name of a public entity (such as a state or local government, school district, or prison) that receives agricultural program payments	The public entity
14. Grantor trust filing under the Form 1041 Filing Method or the Optional Form 1099 Filing Method 2 (see Regulations section 1.671-4(b)(2)(i)(B))	The trust

¹ List first and circle the name of the person whose number you furnish. If only one person on a joint account has an SSN, that person's number must be furnished.

² Circle the minor's name and furnish the minor's SSN.

³ You must show your individual name and you may also enter your business or DBA name on the "Business name/disregarded entity" name line. You may use either your SSN or EIN (if you have one), but the IRS encourages you to use your SSN.

⁴ List first and circle the name of the trust, estate, or pension trust. (Do not furnish the TIN of the personal representative or trustee unless the legal entity itself is not designated in the account title.) Also see *Special rules for partnerships* on page 2.

*Note. Grantor also must provide a Form W-9 to trustee of trust.

Note. If no name is circled when more than one name is listed, the number will be considered to be that of the first name listed.

Secure Your Tax Records from Identity Theft

Identity theft occurs when someone uses your personal information such as your name, SSN, or other identifying information, without your permission, to commit fraud or other crimes. An identity thief may use your SSN to get a job or may file a tax return using your SSN to receive a refund.

To reduce your risk:

- Protect your SSN,
- Ensure your employer is protecting your SSN, and
- Be careful when choosing a tax preparer.

If your tax records are affected by identity theft and you receive a notice from the IRS, respond right away to the name and phone number printed on the IRS notice or letter.

If your tax records are not currently affected by identity theft but you think you are at risk due to a lost or stolen purse or wallet, questionable credit card activity or credit report, contact the IRS Identity Theft Hotline at 1-800-908-4490 or submit Form 14039.

For more information, see Publication 4535, Identity Theft Prevention and Victim Assistance.

Victims of identity theft who are experiencing economic harm or a system problem, or are seeking help in resolving tax problems that have not been resolved through normal channels, may be eligible for Taxpayer Advocate Service (TAS) assistance. You can reach TAS by calling the TAS toll-free case intake line at 1-877-777-4778 or TTY/TDD 1-800-829-4059.

Protect yourself from suspicious emails or phishing schemes. Phishing is the creation and use of email and websites designed to mimic legitimate business emails and websites. The most common act is sending an email to a user falsely claiming to be an established legitimate enterprise in an attempt to scam the user into surrendering private information that will be used for identity theft.

The IRS does not initiate contacts with taxpayers via emails. Also, the IRS does not request personal detailed information through email or ask taxpayers for the PIN numbers, passwords, or similar secret access information for their credit card, bank, or other financial accounts.

If you receive an unsolicited email claiming to be from the IRS, forward this message to phishing@irs.gov. You may also report misuse of the IRS name, logo, or other IRS property to the Treasury Inspector General for Tax Administration (TIGTA) at 1-800-366-4484. You can forward suspicious emails to the Federal Trade Commission at: spam@uce.gov or contact them at www.ftc.gov/idtheft or 1-877-IDTHEFT (1-877-438-4338).

Visit IRS.gov to learn more about identity theft and how to reduce your risk.

Privacy Act Notice

Section 6109 of the Internal Revenue Code requires you to provide your correct TIN to persons (including federal agencies) who are required to file information returns with the IRS to report interest, dividends, or certain other income paid to you; mortgage interest you paid; the acquisition or abandonment of secured property; the cancellation of debt; or contributions you made to an IRA, Archer MSA, or HSA. The person collecting this form uses the information on the form to file information returns with the IRS, reporting the above information. Routine uses of this information include giving it to the Department of Justice for civil and criminal litigation and to cities, states, the District of Columbia, and U.S. commonwealths and possessions for use in administering their laws. The information also may be disclosed to other countries under a treaty, to federal and state agencies to enforce civil and criminal laws, or to federal law enforcement and intelligence agencies to combat terrorism. You must provide your TIN whether or not you are required to file a tax return. Under section 3406, payers must generally withhold a percentage of taxable interest, dividend, and certain other payments to a payee who does not give a TIN to the payer. Certain penalties may also apply for providing false or fraudulent information.

Mandatory Form



Contractor Acknowledgement of Stormwater Management Program

I hereby acknowledge that I am aware of the stormwater management program and standard operating procedures developed by Fort Bend County in compliance with the TPDES General Permit No. TXR040000. I agree to comply with all applicable best management practices and standard operating procedures while conducting my services for Fort Bend County. I agree to conduct all services in a manner that does not introduce illicit discharges of pollutants to streets, stormwater inlets, drainage ditches or any portion of the drainage system. The following materials and/or pollutant sources must not be discharged to the drainage system as a result of any services provided:

1. Grass clippings, leaves, mulch, rocks, sand, dirt or other waste materials resulting from landscaping activities, (except those materials resulting from ditch mowing or maintenance activities)
2. Herbicides, pesticides and/or fertilizers, (except those intended for aquatic use)
3. Detergents, fuels, solvents, oils and/or lubricants, other equipment and/or vehicle fluids,
4. Other hazardous materials including paints, thinners, chemicals or related waste materials,
5. Uncontrolled dewatering discharges, equipment and/or vehicle wash waters,
6. Sanitary waste, trash, debris, or other waste products
7. Wastewater from wet saw machinery,
8. Other pollutants that degrade water quality or pose a threat to human health or the environment.

Furthermore, I agree to notify Fort Bend County immediately of any issue caused by or identified by:

(Company/Contractor)

that is believed to be an immediate threat to human health or the environment.

Contractor Signature

Date

Printed Name

Title

RFP 18-040

Exhibit I: Pricing

Total Price: \$ _____

Calendar days for completion _____

Acknowledgement of Receipt of Addendum(s), if issued by Purchasing, to the Request for Proposal Document.

Addendum No 1 dated _____ Received _____

Addendum No 2 dated _____ Received _____

Addendum No 3 dated _____ Received _____

Name of Respondent

Signature of Authorized Representative

Printed Name of Representative



FORT BEND COUNTY
BARKER RESERVOIR CONCESSIONS BUILDING
 18050 WESTHEIMER PARKWAY, HOUSTON, TEXAS

Fort Bend County Facilities Management

Don Brady-Director Facilities Management
 James Knight, AIA -Program Director

Design-Builder

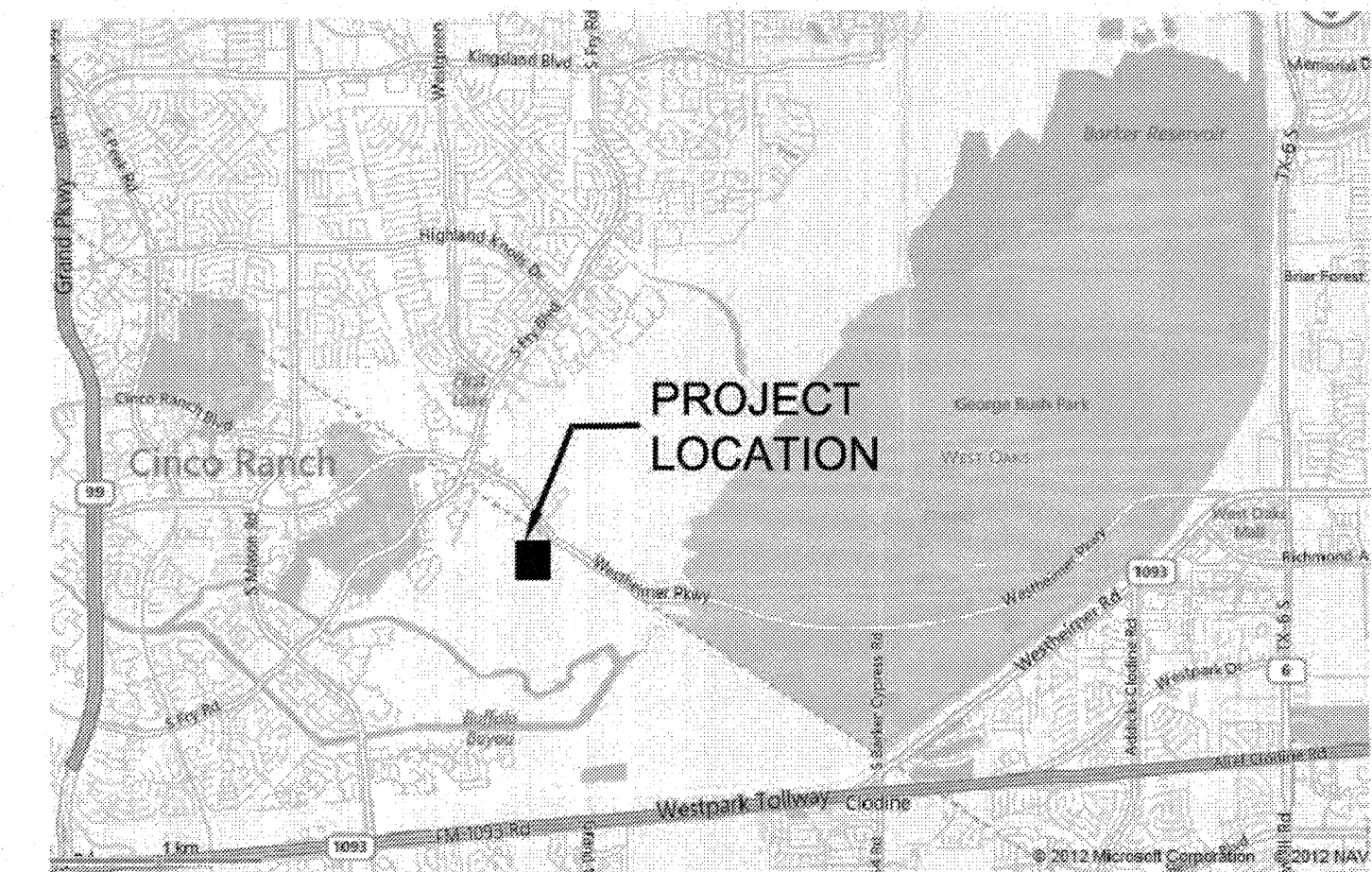


One Sugar Creek Center Blvd., Suite 400
 Sugar Land, Texas 77478

Architect



1627 Plantation Drive, Suite 200
 Richmond, Texas 77406



 LOCATION MAP

COUNTY JUDGE
ROBERT E. HEBERT


PRECINCT COMMISSIONERS

RICHARD MORRISON
 COMMISSIONER
 PRECINCT 1

GRADY PRESTAGE
 COMMISSIONER
 PRECINCT 2

ANDY MEYERS
 COMMISSIONER
 PRECINCT 3

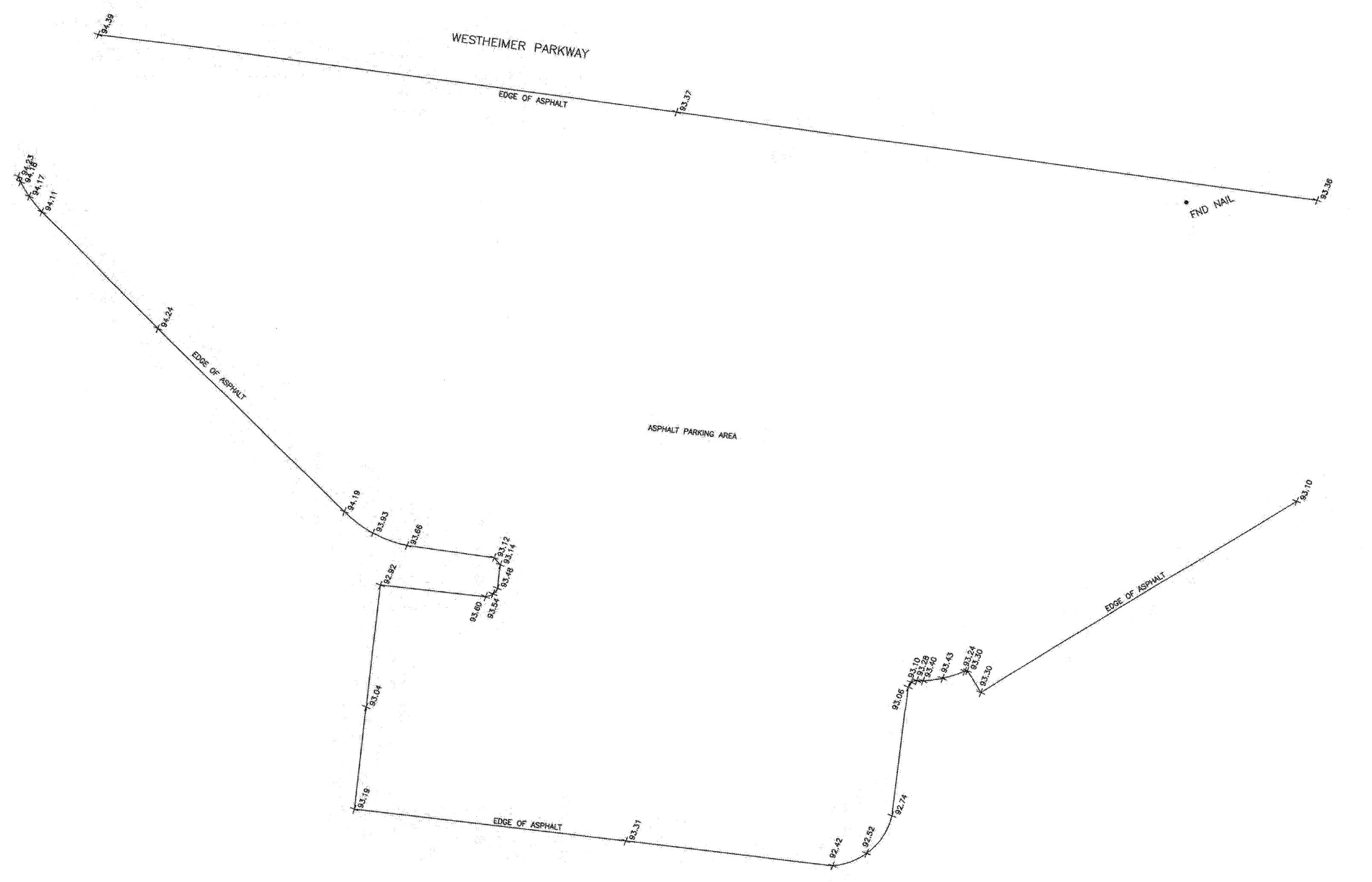
JAMES PATTERSON
 COMMISSIONER
 PRECINCT 4



ISSUE FOR PERMIT
 6-15-12

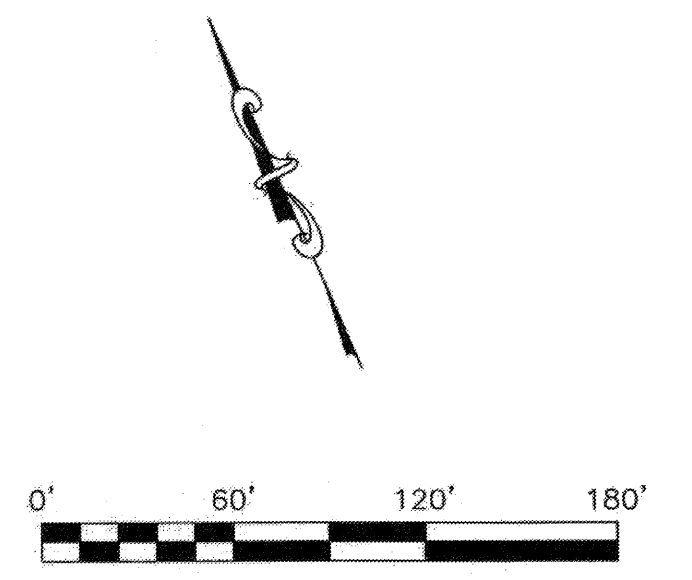
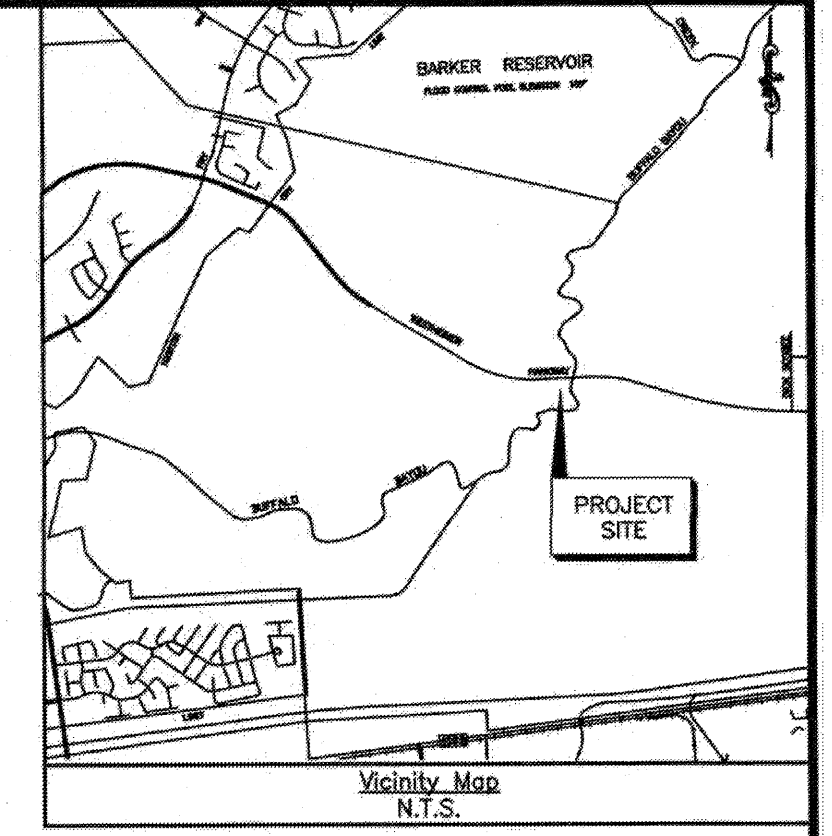
AS-BUILT DRAWINGS

Set Number: _____



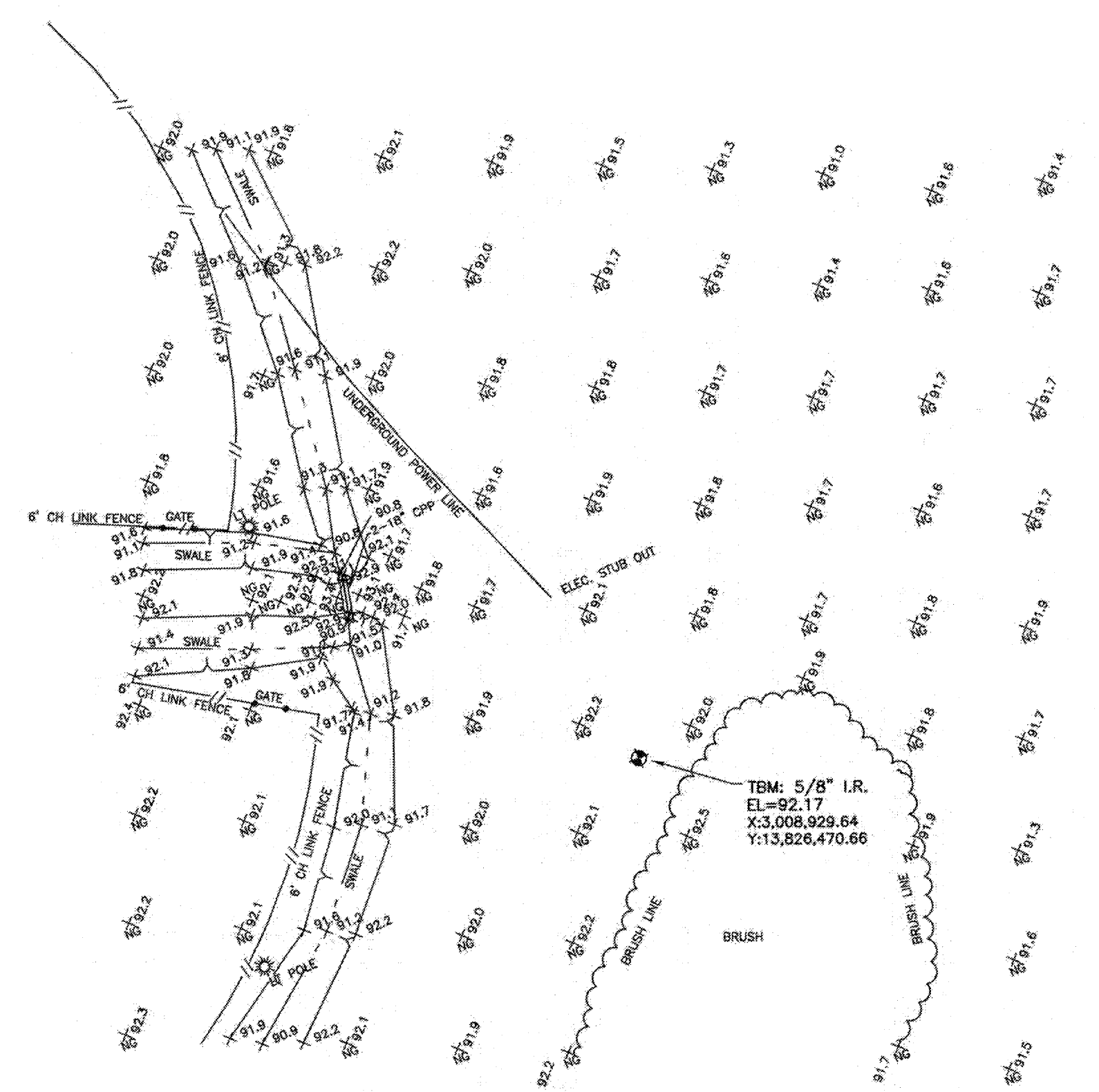
BENCHMARK:
HARRIS COUNTY REFERENCE MARK NO. 120010 BEING A BRASS DISK LOCATED ON THE SOUTHEAST CORNER OF THE BRIDGE OVER UPPER BUFFALO BAYOU (STREAM NUMBER T100-00-00) 1.7 MILE SOUTHEAST OF THE INTERSECTION OF FRY ROAD AND WESTHEIMER PARKWAY.
ELEVATION = 97.37 FEET (NAVD88, 2001 ADJUSTMENT)

TEMPORARY BENCHMARK:
5/8" IRON ROD AS SHOWN HEREON
ELEVATION = 92.17 FEET (NAVD88, 2001 ADJUSTMENT)



GENERAL NOTES:

1. According to the Federal Emergency Management Agency (FEMA) Flood Insurance Rate Map (FIRM) for Harris County, Texas, Map No. 4820100805 L dated June 18, 2007, the subject tract appears to be within Zone "AE", defined as special flood hazard areas inundated by 1% annual chance flood event with base flood elevations determined to be 97.0 feet. This flood statement does not imply that the property or structures thereon will be free from flooding or flood damage. On rare occasions floods can and will occur and flood heights may be increased by man-made or natural causes. The location of the flood zone was determined by zoning from said FEMA map. The actual location, as determined by elevation contours, may differ. KM Surveying, LLC assumes no liability as to the accuracy of the location of the flood zone limits. This flood statement shall not create liability on the part of KM Surveying, LLC.
2. This survey does not determine the location of wetlands, fault lines, toxic waste, cemeteries, landfills, dumps or any other environmental issues.
3. KM Surveying, LLC has not been provided with construction plans showing the location of underground utilities. Underground utilities may exist which are not shown hereon.
4. Readily visible improvements/utilities were located with this survey; no subsurface probing, excavation or exploration was performed by KM Surveying, LLC.



AS-BUILT DRAWINGS

STATE OF TEXAS
REGISTERED SURVEYOR
KEVIN O'BRIEN
11/21/11

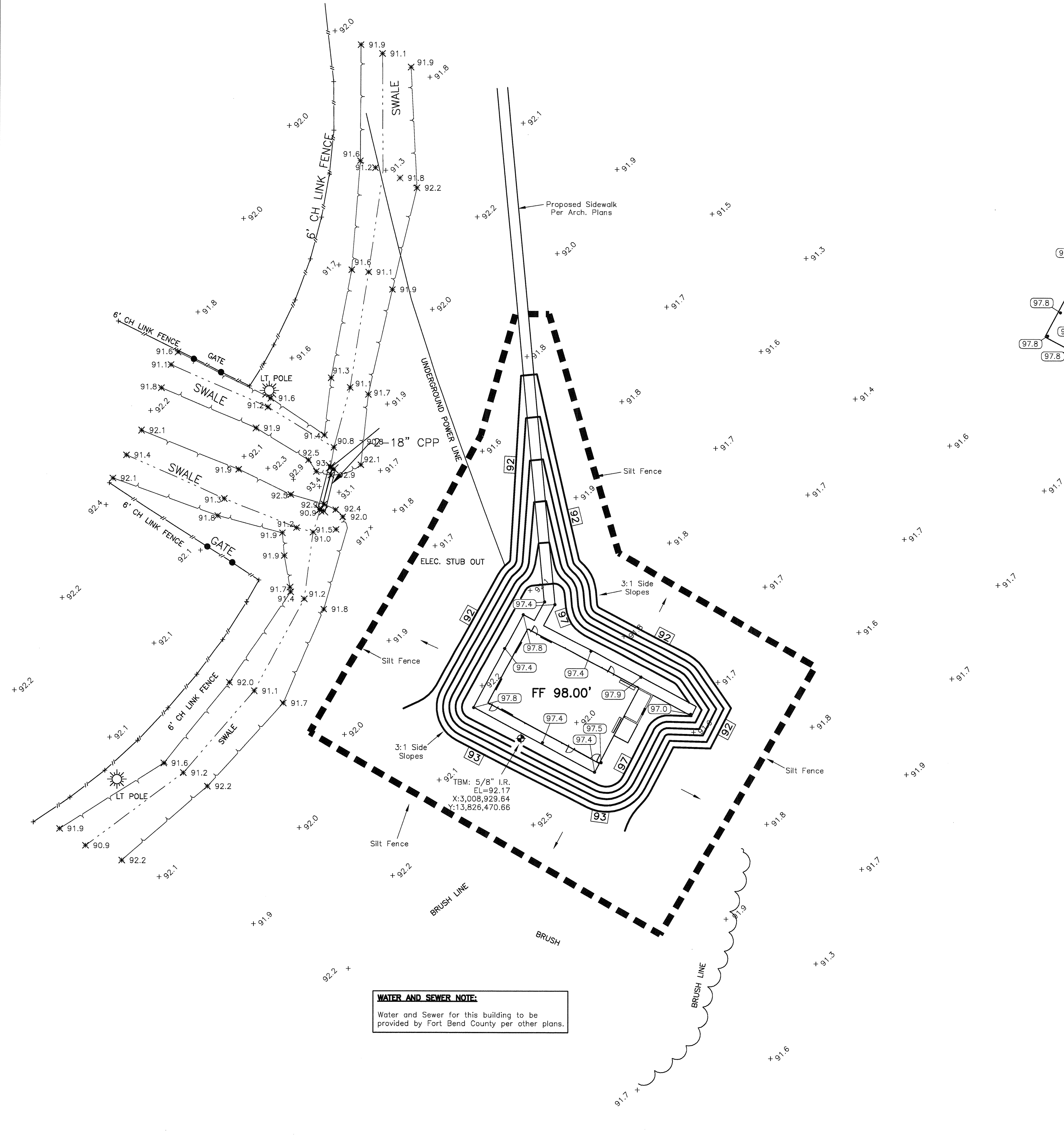
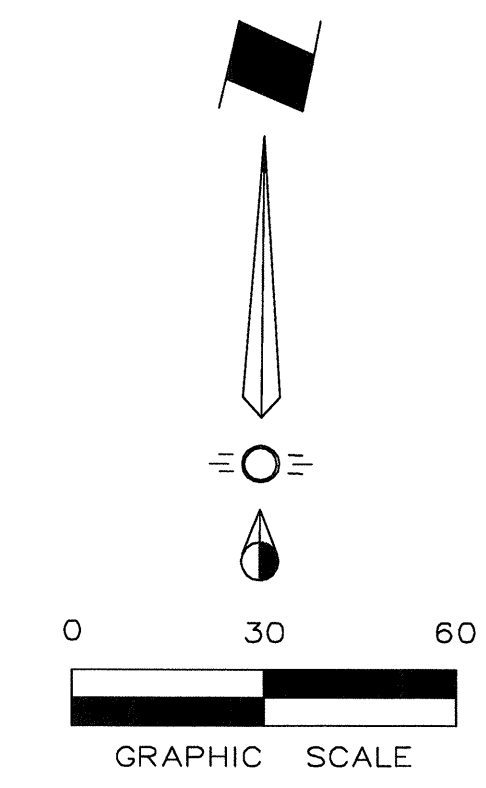
3			
2			
1			
REV	DESCRIPTION	BY	DATE

KM Surveying, LLC

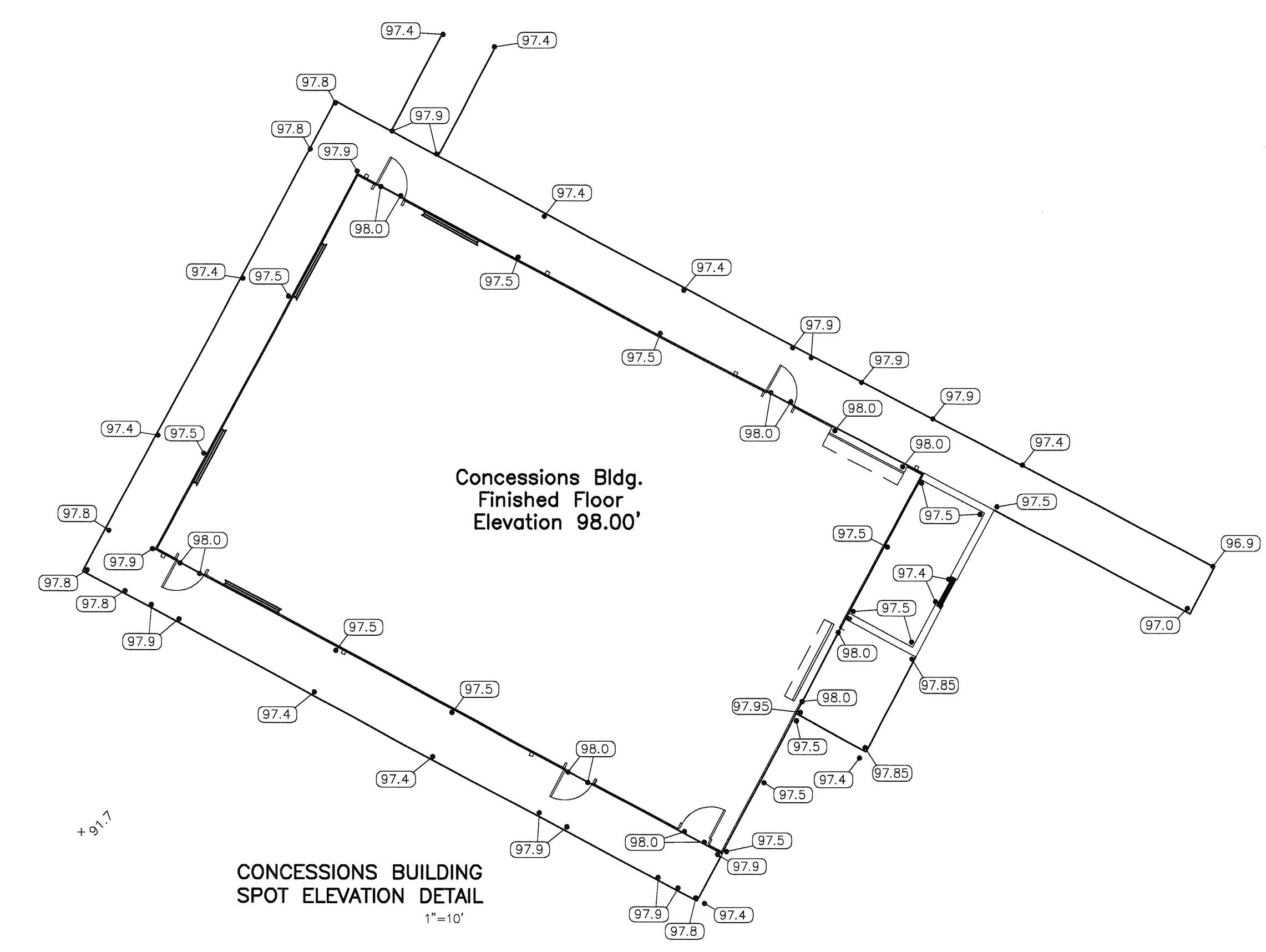
24200 SOUTHWEST FREEWAY-STE 402-253
ROSENBERG, TEXAS 77471
713-806-3435

LIMITED TOPOGRAPHIC SURVEY OF THE PROPOSED CONCESSION BUILDING AT THE BALL FIELD COMPLEX IN BUFFALO BAYOU PARK & TRAIL SYSTEM
J. BROCK SURVEY, A-110
& WM. C. SYPERT SURVEY, A-637
FORT BEND COUNTY, TEXAS

DATE: 11/19/11	SCALE: 1" = 60'	JOB NO.: 0603-1101
DWG. NAME: 0603-1101 TOPO.dwg	DRAWING NO.: NONE	



WATER AND SEWER NOTE:
Water and Sewer for this building to be provided by Fort Bend County per other plans.



CONCESSIONS BUILDING SPOT ELEVATION DETAIL
1"=10'

GRADING NOTES

- All construction shall be in accordance with these plans City of Houston and Fort Bend County standards and specifications.
- Prior to starting construction, the Contractor shall make certain that all required permits and approvals have been obtained. No construction or fabrication shall begin until the Contractor has received and thoroughly reviewed all plans and other documents approved by all of the permitting authorities.
- In the event an item is not covered in the City or County's specifications COH / FBC decision shall apply.
- Contractor shall meet O.S.H.A requirements for trench safety.
- Barricading, traffic control, and project signs shall conform to City of Houston / Fort Bend County requirements.
- The general contractor and all sub-contractors shall verify the suitability of all existing and proposed site conditions including grades and dimensions before commencement of any construction. In the event of any conflict and prior to commencement of any construction, immediately notify engineer. Minor adjustments of finished grades to accomplish spot drainage are acceptable, if necessary, upon prior approval of engineer. Paving installed shall 'flush out' at any juncture with existing paving.
- The locations of underground utilities shown on this plan are based on field surveys and local utility company records. It shall be the contractor's full responsibility to contact the various utility companies to locate their utilities prior to starting construction. Any damage to existing utilities is to be repaired at contractor's expense.
- All subgrade preparation shall be as directed in accordance with the Geotechnical Exploration Report.
- See Building Plumbing Drawings for additional information related to utility construction.
- Contractor to be responsible for adjustment of manholes, water valves, water meters etc... to final grade.
- Contractor shall verify all existing inverts and rim elevations prior to construction.
- Erosion control shall be in place prior to the disturbance of any existing surface.
- All proposed grades in landscaped areas are finished grade elev. Contractor to allow for seeding or sodding of these areas.
- All proposed grades in pavement area are finished top of pavement grades.
- Proposed spot elevations located at curbs are finished gutter elevations. Add 0.50 feet to elevation for proposed top of curb.
- All sidewalk and crosswalk slopes, including crosswalks at drive approaches shall conform to A.D.A. requirements as follows:
1:20 longitudinal (along the walk)
1:50 transverse (across the walk)
- The Contractor shall be responsible for protecting existing improvements in the construction of this project. The Contractor is responsible for repairs of damage to any existing improvements during construction. Repairs shall be equal to or better than condition prior to construction.

EROSION CONTROL NOTES (Construction Phase Only)

- All construction and materials shall conform to COH / FBC Standard Specifications for erosion and sediment control.
- Contractor shall install silt fences as shown and as required by Owner's engineer or COH/FBC if additional erosion protection is needed.
- Contractor shall control mud accumulation on all streets surrounding the project. No mud accumulation will be allowed in public streets.
- Maintain all filters during construction to prevent any blockages from accumulated sediment. Additional silt fences may be required during construction as specified by engineer or City Inspector.
- All proposed parking areas are to be paved as soon as possible after subgrade is prepared.
- Contractor shall remove all temporary erosion and sediment controls only when there is a sufficient growth of ground cover to prevent erosion.

LEGEND (Construction Phase Only)

■ ■ ■ Silt Fence

SWPPP NOTE (Construction Phase Only)
Contractor shall be responsible for preparing, and posting on site, a Storm Water Pollution Prevention Plan per State and Federal guidelines as necessary.

LEGEND


- 88.0 Proposed Spot Elevation
- 85.50 Existing Spot Elevation
- 87 Proposed Contour
- Direction Of Flow

AS-BUILT DRAWINGS

MISC. INFORMATION
<p>NOTE: Prior to beginning any construction, or construction staking, it shall be the Contractor's responsibility to contact the Civil Engineer to insure that all parties are in possession of the most current set of construction documents.</p> <p>SWPPP NOTE: Contractor shall be responsible for preparing and posting on site, a Storm Water Pollution Prevention Plan per State and Federal Guidelines as necessary.</p>

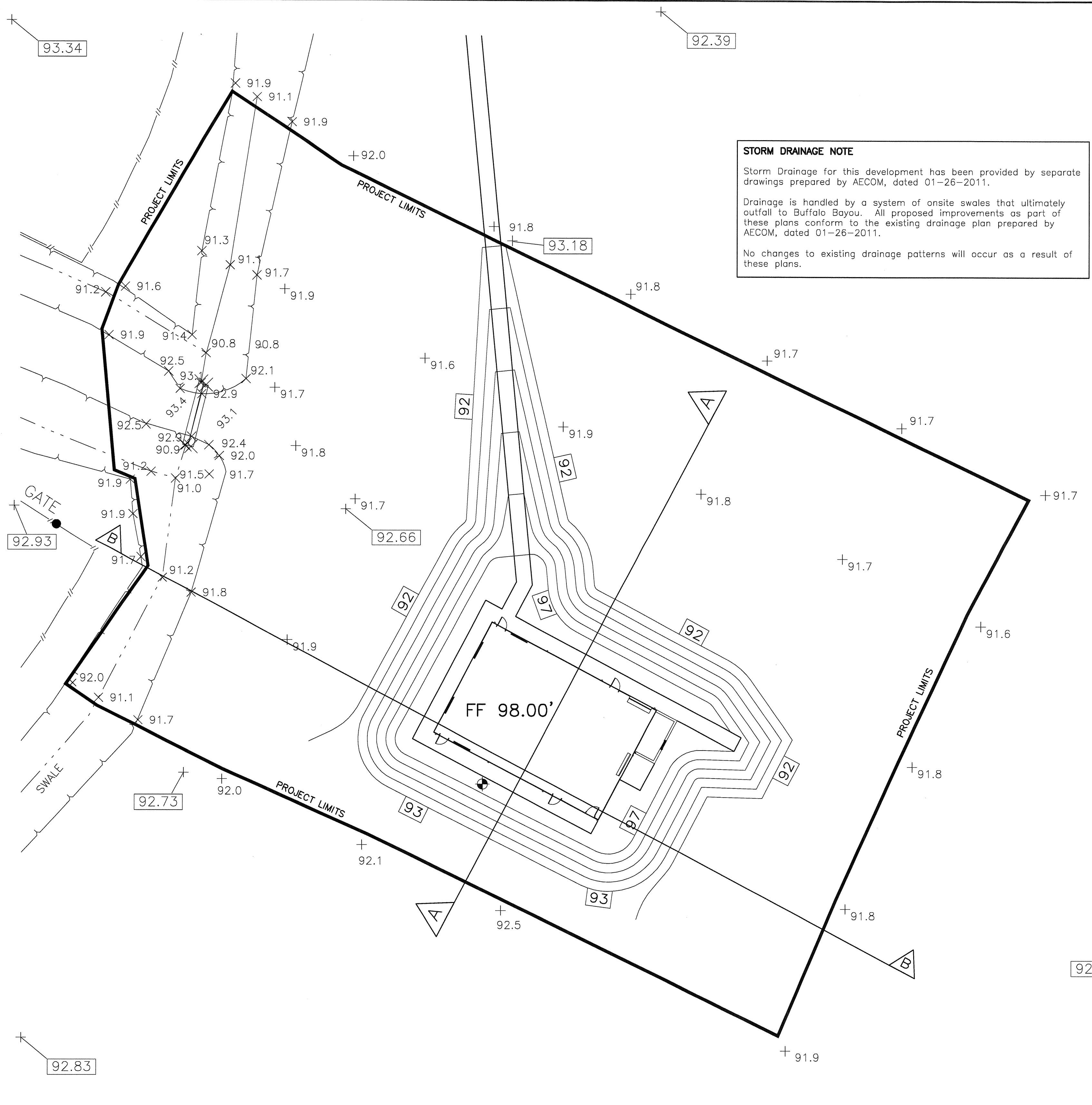
REVISION	DATE	DESCRIPTION

TAC ENGINEERING
CIVIL ENGINEERING
P.O. BOX 8436
SPRING, TEXAS 77387
(281) 660-0865
(TBPB REGISTRATION NUMBER F-9675)



GRADING AND EROSION CONTROL PLAN			
FBC BARKER RESERVOIR BASEBALL FACILITY			
18050 Westheimer Parkway Houston, TX 77082			
DESIGNED BY: TAC Engineering	TECH REVIEW: JTB	PROJECT NO: ---	DRAWING SCALE: 1"=30'
DRAWN BY: TAC Engineering	PEER REVIEW: JTB	DRAWING DATE: 07-03-2012	PROJECT NUMBER: TAC: 12020
SHEET: C1			OF: 1

C:\J Drive Projects\12020 - FBC Park Concessions\12020 Grading.dwg

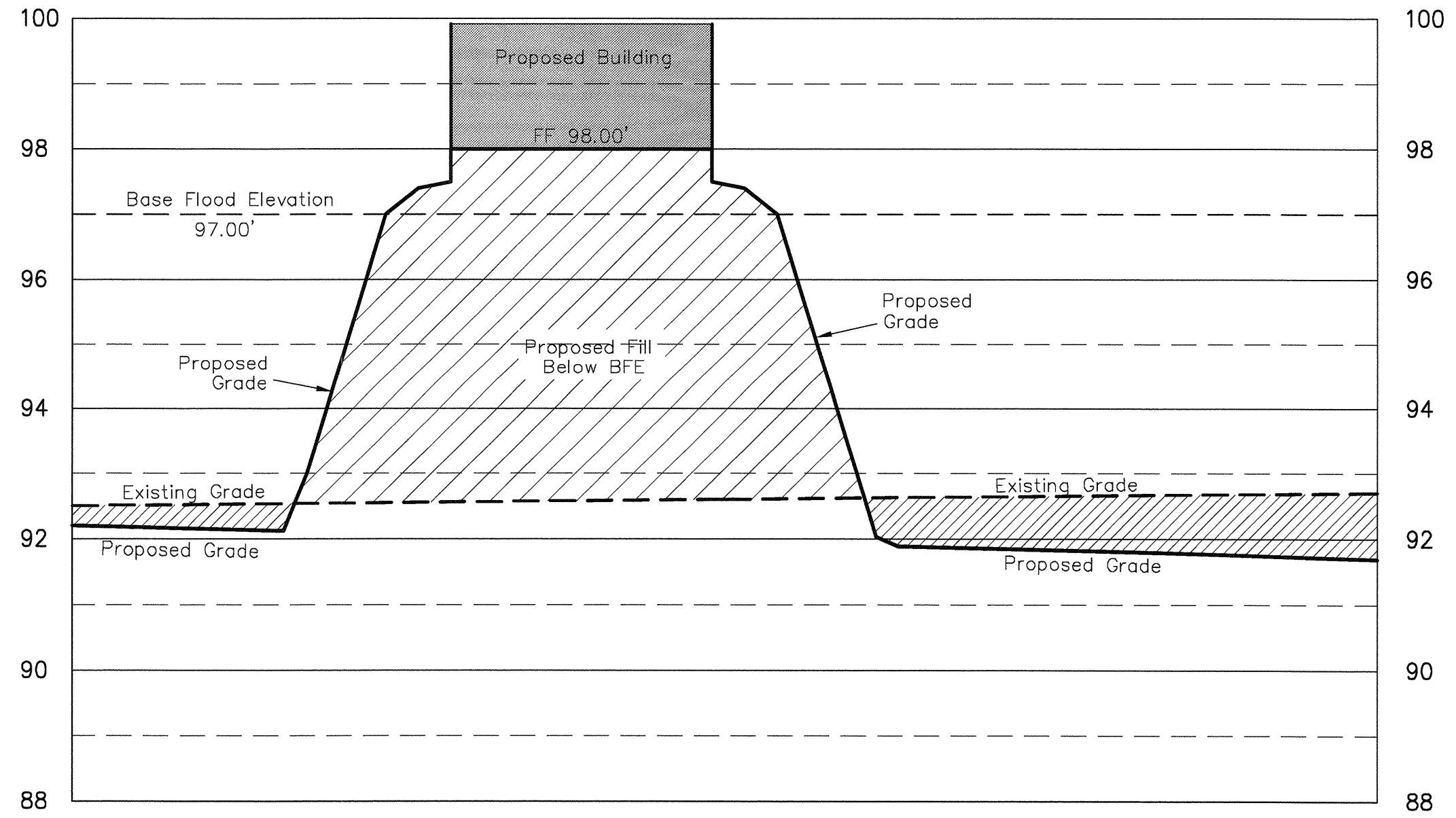
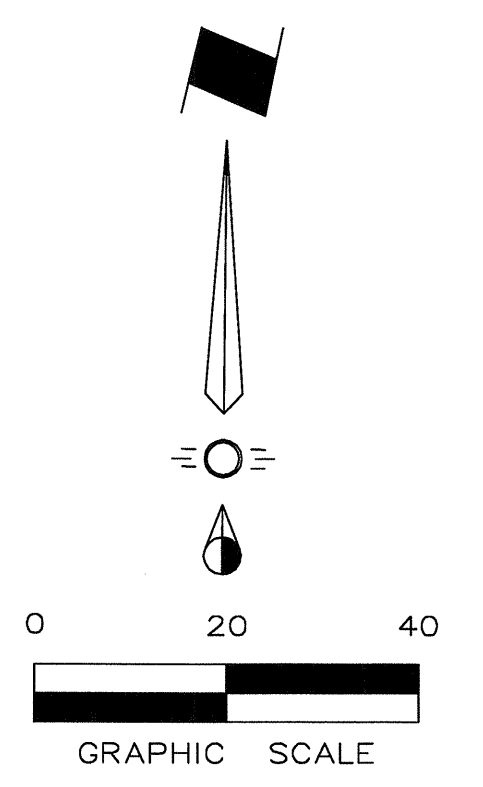


STORM DRAINAGE NOTE
 Storm Drainage for this development has been provided by separate drawings prepared by AECOM, dated 01-26-2011.
 Drainage is handled by a system of onsite swales that ultimately outfall to Buffalo Bayou. All proposed improvements as part of these plans conform to the existing drainage plan prepared by AECOM, dated 01-26-2011.
 No changes to existing drainage patterns will occur as a result of these plans.

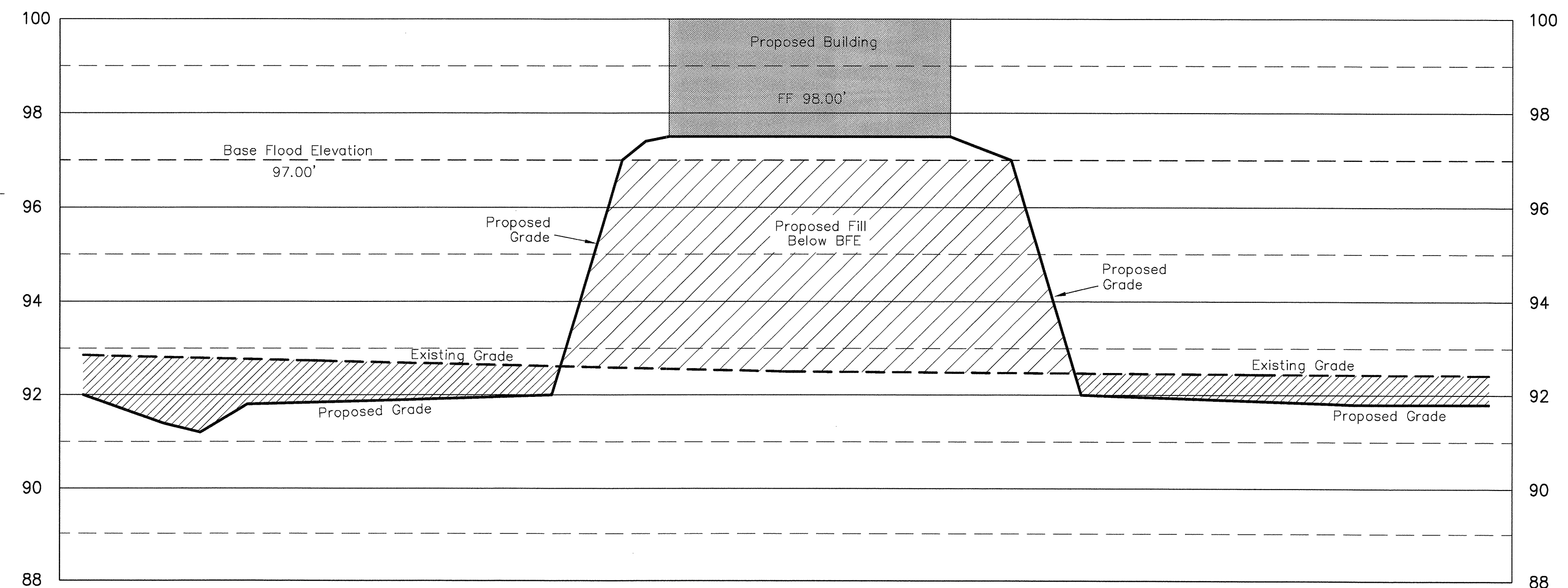
FLOODPLAIN CUT AND FILL TABLE

Floodplain CUT this Project	1,478 CY
Floodplain FILL this Project	1,361 CY
Total Cut / Fill Balance this Project	117 CY (CUT)

* Cut and Fill Volumes based upon Existing and Proposed TIN Surface Models within PROJECT LIMITS prepared by TAC Engineering, (TBPE Firm No. F-9675)
 J. Travis Baker, P.E. No. 89196 utilizing Autodesk Civil 3D 2012.



TYPICAL CROSS SECTION A-A
 1" = 20' H
 1" = 2' V



TYPICAL CROSS SECTION B-B
 1" = 20' H
 1" = 2' V

AS-BUILT DRAWINGS

- LEGEND**
- + 91.9 Proposed Spot Elevation This Phase
 - 92.09 Existing Spot Elevation (*See Note)
 - 92 Proposed Contour
 - ← Direction Of Flow

EXISTING SPOT ELEVATION NOTE:
 Existing Spot Grade Elevations were provided by AECOM on plans dated January 2011. Spot elevations were based upon the NGVD 1929 (1978 Adj.) datum. Existing spots were adjusted -0.58' to convert from NGVD 1929 to NAVD 1988.
 Proposed spot elevations were based upon the following benchmark:
 HC Reference Mark No. 190010 being a brass disk located on the southeast corner of the bridge over Upper Buffalo Bayou (Stream Number T100-00-00) 1.7 miles southeast of the intersection of Fry Road and Westheimer Parkway.
 Elevation = 97.37' (NAVD88, 2001 Adj.)


FLOODPLAIN NOTE
 According to Map No. 48201C0805L of the Federal Emergency Management Agency's Flood Insurance Rate Maps for Harris County, dated June 18, 2007, the subject tract is situated totally within Zone AE, area within the 100-year Floodplain.
 Base Flood Elevation 97.00' (NAVD '88, 2001 Adj.)

NOTE:
 Prior to beginning any construction, or construction staking, it shall be the Contractor's responsibility to contact the Civil Engineer to insure that all parties are in possession of the most current set of construction documents.

SWPPP NOTE:
 Contractor shall be responsible for preparing and posting on site, a Storm Water Pollution Prevention Plan per State and Federal Guidelines as necessary.

REVISION	DATE	DESCRIPTION

TAC ENGINEERING
 CIVIL ENGINEERING
 P.O. BOX 8436
 SPRING, TEXAS 77387
 (281) 660-0865
 (TBPE REGISTRATION NUMBER F-9675)



DRAINAGE AND FLOODPLAIN FILL MITIGATION		FBC BARKER RESERVOIR BASEBALL FACILITY		18050 Westheimer Parkway Houston, TX 77082	
DESIGNED BY: TAC Engineering	TECH REVIEW: JTB	PROJECT NO: 12068776	DRAWING SCALE: 1"=20'	SHEET:	OF
DRAWN BY: TAC Engineering	PEER REVIEW: JTB	DRAWING DATE: 01-29-2013	PROJECT NUMBER: TAC 12020	C2	2

Drawing name: G:\Schimmer\Old Architectural Firm Projects\HSP\Projects-2011\Fort Bend County Barker Park Concession\Drawings\New Folder\G1.1.dwg
 DATE: 12/26/12 - 12:00pm mschimmer

LIFE SAFETY AND FIRE PROTECTION CODE CRITERIA



FORT BEND COUNTY
 301 Jackson Street
 Richmond, TX 77469

ROSENBERG CONSTRUCTION
 DESIGN/BUILDER
 ONE Sugar Creek Center Blvd, Suite 400
 Sugar Land, Texas 77478
 Telephone: (281) 207-0700
 Facsimile: (281) 207-0707
 www.rosenbergconstruction.com

HSPartners
 ARCHITECT
 1627 Plantation Drive, Suite 200
 Richmond, Texas 77406
 Telephone: (281) 886-1555
 Facsimile: (832) 460-3070
 www.hspaa.com



FORT BEND COUNTY
 BARKER RESERVOIR
 BASEBALL CONCESSIONS
 BUILDING
 18050 WESTHEIMER PARKWAY
 HOUSTON, TX 77082

JOB NO:
 DATE: DECEMBER 29, 2011

REVISIONS:

PERMIT REVISIONS	8-3-12
PERMIT REVISIONS	12-26-2012

DRAWING TITLE
 LIFE SAFETY
 FIRE PROTECTION PLAN

G1.1

APPLICABLE CODES AND CRITERIA:

- INTERNATIONAL BUILDING COE (IBC) 2006
- INTERNATIONAL ENERGY CODE 2009
- INTERNATIONAL FIRE CODE 2006
- NFPA 101, CODE FOR SAFETY TO LIFE FROM FIRE IN BUILDINGS AND STRUCTURE (LIFE SAFETY CODE), 2000

I. OCCUPANCY CLASSIFICATION (CHAPTER 3)

- A. PRIMARY OCCUPANCY
 - 1. CONCESSION STAND - A-2 (CHAPTER 3)
- B. OCCUPANCY SEPARATION REQUIREMENTS (CHAPTER 3 - TABLE 302.1.1)
 - 1. STORAGE ROOMS MORE THAN 100 SF PROVIDE 1 HOUR OR AUTOMATIC FIRE-EXTINGUISHING SYSTEM

II. CONSTRUCTION TYPE

- A. TYPE II-B NONCOMBUSTIBLE

III. GENERAL BUILDING HEIGHTS AND AREAS (CHAPTER 5)

- A. FROM "IRC" TABLE 503 (CHAPTER 5)

OCCUPANCY	CONSTRUCTION TYPE	ALLOWABLE AREA	ACTUAL AREA
"A-2"	II-B (UNPROTECTED)	4 Stories (55 feet) 23,000 SF	2500 SF
- B. MAXIMUM BUILDING HEIGHT IS 2 STORIES (IBC TABLE 503)
 ACTUAL BUILDING HEIGHT IS 1 STORIES
 ACTUAL TOTAL FLOOR AREA AS DESIGNED: 2500 SF

- C. HEIGHT MODIFICATIONS (TABLE 503): NON REQUIRED

IV. MEANS OF EGRESS (CHAPTER 10)

- A. OCCUPANT LOAD:
 FLOOR AREA: 15 NET PER PERSON=166.7
- B. NUMBER OF EXIT REQUIRED:
 MINIMUM NUMBER OF EXITS (TABLE 1005.2.1)
- C. EXIT WIDTH: (NFPA 101 7.2.1.2.3)
 - 1. WIDTH OF MEANS OF EGRESS DOORS: 2 (OCCUPANT LOAD 1-500)
32" MIN. REQUIRED
 - 2. WIDTH PROVIDED:
 A. MEANS OF EGRESS DOORWAYS: 36"
- D. EXIT TRAVEL DISTANCE: (NFPA 101 TABLE A.7.6.1)
 - 1. 75 FEET (UNSPRINKLERED)
- E. DEAD END CORRIDORS. (NFPA 101 38.2.5.2)
 - 1. MAXIMUM LENGTH - 20'
 NO DEAD-END CORRIDORS AS DESIGNED

V. OCCUPANCY SEPARATION (IBC TABLE 302.1.1)

- A. REFER TO PLAN

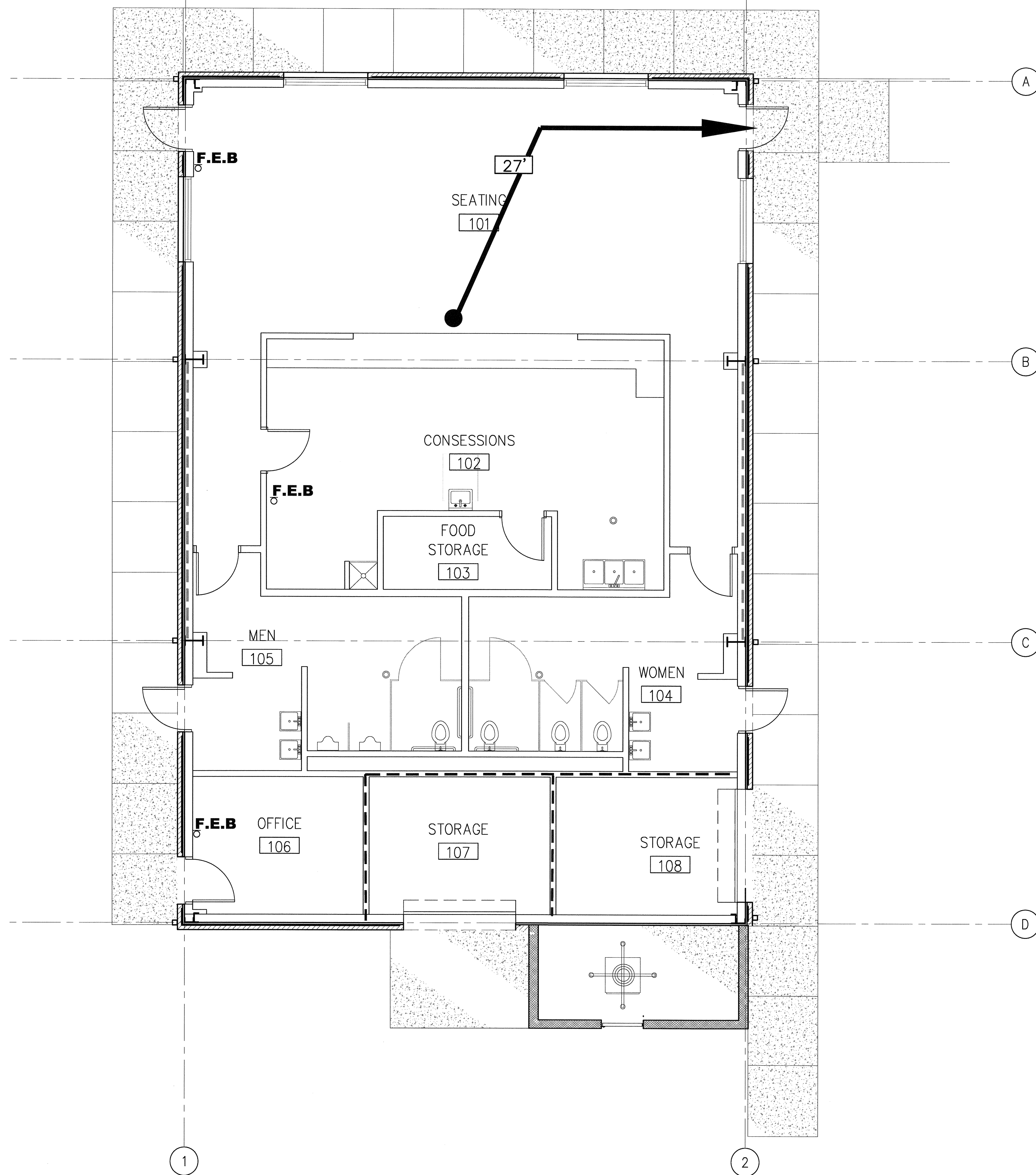
VI. MISCELLANEOUS REQUIREMENT:

- A. FIRE EXTINGUISHERS ARE REQUIRED IN ACCORDANCE WITH NFPA-10 TABLE 3.3.1
- B. MAXIMUM TRAVEL DISTANCE TO EXTINGUISHER: 75 FT (NFPA-10, TABLE 3-2.1)
- C. PORTABLE FIRE EXTINGUISHERS CLASS REQUIRED IN ACCORDANCE WITH NFPA-10
 CLASS "A" FIRES - FIRES IN ORDINARY COMBUSTIBLE MATERIALS, SUCH AS WOOD, CLOTH, PAPER, RUBBER, AND MANY PLASTICS.

LEGEND

- SMOKE PARTITION
- TWO-HOUR RATED WALL
- ONE-HOUR RATED WALL
- 150' --- TRAVEL DISTANCE TO EXIT
- F.E.C. FIRE EXTINGUISHER CABINET
- F.E.B. FIRE EXTINGUISHER BRACKET

AS-BUILT DRAWINGS



1 LIFE SAFETY FLOOR PLAN
 SCALE: 1/4"=1'-0"




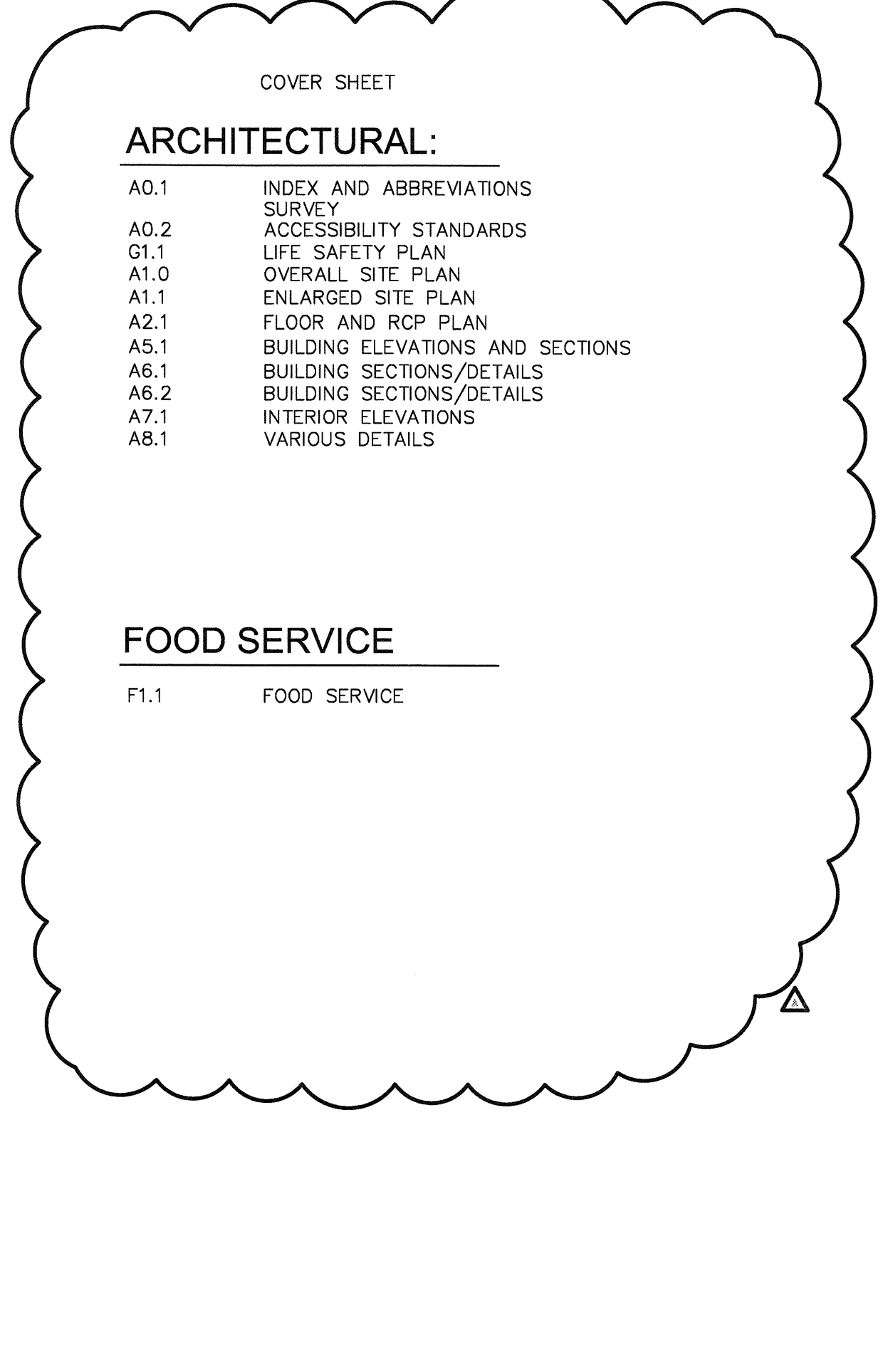
SYMBOLS LEGEND

- EXISTING SPOT ELEVATION
- FINISH SPOT ELEVATION
- EXISTING GRADE CONTOUR
- FINISH GRADE CONTOUR
- EXISTING TREE TO BE PROTECTED
- EXISTING TREE TO BE REMOVED
- PROPERTY LINE
- PAVING (CONCRETE)
- PAVING (ASPHALT)
- CONCRETE WALK
- TEST HOLE
- BENCH MARK
- EXISTING BUILDING TO REMAIN
- EXISTING BUILDING TO BE REMOVED
- EXISTING BUILDING TO BE MODIFIED
- NEW BUILDING
- FENCE
- ROOM NUMBER (NO REFERENCE)
- ELEV. INDICATED
- SHEET # OF ELEV.
- DOOR NUMBER
- PARTITION TYPE
- ROOM NO. ITEM NO.
- EQUIPMENT MARK
- STRUCTURAL GRID COORDINATES
- BUILDING SECTION CUT MARK
- SECTION CUT MARK
- LARGER SCALE DETAIL MARK

ABBREVIATIONS

- A.F.F. ABOVE FINISH FLOOR
- ADJ ADJUSTABLE
- ALUM ALUMINUM
- APPROX/APP APPROXIMATELY
- BRG BEARING
- B.B. BENCH MARK
- BTM BOTTOM
- BLDG BUILDING
- CL CENTERLINE
- CLG CEILING
- CMU CONCRETE MASONRY UNIT
- C.J. CONTROL JOINT
- COL COLUMN
- CONC CONCRETE
- CONT CONTINUOUS
- DIA DIAMETER
- DIM DIMENSION
- D.F. DRINKING FOUNTAIN
- DN DOWN
- DTL DETAIL
- ELEC ELECTRICAL
- E.W.C. ELECTRIC WATER COOLER
- ELEV ELEVATION
- EQ EQUAL
- EXIST EXISTING
- E.J./EXP. JT. EXPANSION JOINT
- EXT EXTERIOR
- F.H. FIRE HYDRANT
- F.E. FIRE EXTINGUISHER
- F.E.B. FIRE EXTINGUISHER BRACKET
- F.E.C. FIRE EXTINGUISHER CABINET
- F.H.C. FIRE HOSE CABINET
- F.F./FIN.FLR. FINISH FLOOR
- FL FLOW LINE
- G.I. GALVANIZED IRON
- GA GAUGE
- GYP. BD. GYPSUM BOARD
- HD HEAD
- HDCP/H.C. HANDICAPPED HARDWARE
- HDWR HARDWARE
- HT HEIGHT
- HM HOLLOW METAL
- HORIZ HORIZONTAL
- INSUL INSULATION
- INT INTERIOR
- JST BRG JOIST BEARING
- JT JOINT
- LAM LAMINATE
- LAV LAVATORY
- MFR MANUFACTURER
- M.O. MASONRY OPENING
- MAT'L MATERIAL
- MAX MAXIMUM
- MECH MECHANICAL
- MIN MINIMUM
- MISC MISCELLANEOUS
- N.I.C. NOT IN CONTRACT
- N.T.S. NOT TO SCALE
- NO. NUMBER
- O.C. ON CENTER
- OPNG OPENING
- OPP OPPOSITE
- PL PLATE
- PLAM PLASTIC LAMINATE
- PLYWD PLYWOOD
- REF/RE: REFER
- REINF REINFORCING
- REQ'D REQUIRED
- R.I. ROUGH - IN
- RM ROOM
- R RADIUS OR RISER
- SIM SIMILAR
- S.C. SOLID CORE
- SJ SCORED JOINT
- SPECS SPECIFICATIONS
- SQ SQUARE
- STL STEEL
- STL JST STEEL JOIST
- STRUCT STRUCTURAL
- T.O.C. TOP OF CURB
- T.O.M. TOP OF MASONRY
- T.O.S. TOP OF STEEL
- T.O.W. TOP OF WALL
- T TREAD
- TYP TYPICAL
- VERT VERTICAL
- VCT VINYL COMPOSITION TILE
- WC WATER CLOSET
- WD WOOD

DRAWING INDEX



COMcheck Software Version 3.9.0
Envelope Compliance Certificate

2009 IECC

Section 1: Project Information

Project Type: New Construction
 Project Title: Fort Bend County Barker Reservoir Baseball Concessions Building
 Construction Site: 18050 Westheimer Parkway, Houston, TX 77062
 Owner/Agent: Fort Bend County
 Designer/Contractor: Rosenberger Construction, One Sugar Creek Center Blvd, Suite 400, Sugar Land, TX 77478, 281-207-0700

Section 2: General Information

Building Location (for weather data): Houston, Texas
 Climate Zone: 2a
 Building Type for Envelope Requirements: Non-Residential
 Vertical Glazing / Wall Area Pct: 6%
 Activity Type(s): Concession Stand (Dining, Cafeteria/Fast Food)
 Floor Area: 2500

Section 3: Requirements Checklist

Envelope: PASSES: Design 1%, better than code

Climate-Specific Requirements:

Component Name/Description	Gross Area or Perimeter	Cavity R-Value	Cont. R-Value	Proposed U-Factor	Budget U-Factor(s)
Roof 1: Metal Building, Screw Down	2500	11.0	11.0	0.055	0.055
Exterior Wall 1: Metal Building Wall	1632	11.0	11.0	0.052	0.093
Window 1: Metal Frame with Thermal Break/Single Pane, Tinted, SHGC 0.20	96	---	---	0.690	0.750
Door 1: Insulated Metal, Swinging	105	---	---	0.400	0.700
Floor 1: Slab-On-Grade/Heated	400	---	---	---	---

- (e) Budget U-factors are used for software baseline calculations ONLY, and are not code requirements.
- Air Leakage, Component Certification, and Vapor Retarder Requirements:**
- 1. All joints and penetrations are caulked, gasketed or covered with a moisture vapor-permeable wrapping material installed in accordance with the manufacturer's installation instructions.
 - 2. Windows, doors, and skylights certified as meeting leakage requirements.
 - 3. Component R-values & U-factors labeled as certified.
 - 4. No roof insulation is installed on a suspended ceiling with removable ceiling panels.
 - 5. Other components have supporting documentation for proposed U-Factors.
 - 6. Insulation installed according to manufacturer's instructions, in substantial contact with the surface being insulated, and in a manner that achieves the rated R-value without compressing the insulation.
 - 7. Stair, elevator shaft vents, and other outdoor air intake and exhaust openings in the building envelope are equipped with motorized dampers.
 - 8. Cargo doors and loading dock doors are weather sealed.

Project Title: Fort Bend County Barker Reservoir Baseball Concessions Building
 Report date: 06/15/12
 Data filename: G:\Schimmer\04 Architectural Firm Projects\HSP\Projects-2011\Fort Bend County Barker Park Concessions\documents\Com Check.cck
 Page 1 of 2

9. Recessed lighting fixtures installed in the building envelope are Type IC rated as meeting ASTM E283, are sealed with gasket or caulk.

Section 4: Compliance Statement

Compliance Statement: The proposed envelope design represented in this document is consistent with the building plans, specifications and other calculations submitted with this permit application. The proposed envelope system has been designed to meet the 2009 IECC requirements in COMcheck Version 3.9.0 and to comply with the mandatory requirements in the Requirements Checklist.

Michael J. Schimmer, Principal HSPartners
 Signature: *MJS*
 Date: 6-15-12



FORT BEND COUNTY
 301 Jackson Street
 Richmond, TX 77469

R
 ROSENBERGER
 CONSTRUCTION
 DESIGN/BUILDER
 ONE Sugar Creek Center Blvd, Suite 400
 Sugar Land, Texas 77478
 Telephone: (281) 207-0700
 Facsimile: (281) 207-0707
 www.rosenbergerconstruction.com

HSPartners
 ARCHITECT
 1627 Plantation Drive, Suite 200
 Richmond, Texas 77406
 Telephone: (281) 886-1555
 Facsimile: (832) 460-3070
 www.hspaa.com

ISSUE FOR PERMIT
 6-15-12

FORT BEND COUNTY
 BARKER RESERVOIR
 BASEBALL CONCESSIONS
 BUILDING
 18050 WESTHEIMER PARKWAY
 HOUSTON, TX 77062

JOB NO:
 DATE: DECEMBER 29, 2011

REVISIONS:
 PERMIT REVISIONS 6-3-12

DRAWING TITLE
 INDEX AND CODE SHEET


A0.1

AS-BUILT DRAWINGS

Project Title: Fort Bend County Barker Reservoir Baseball Concessions Building
 Report date: 06/15/12
 Data filename: G:\Schimmer\04 Architectural Firm Projects\HSP\Projects-2011\Fort Bend County Barker Park Concessions\documents\Com Check.cck
 Page 2 of 2

Drawing name: G:\Schimmer\04 Architectural Firm Projects\HSP\Projects-2011\Fort Bend County Barker Reservoir Baseball Concessions\New folder\A0.1.dwg
 DATE: 8/06/12 6:22am mschimmer


Drawing name: G:\Schimmer\Old Architectural Firm Projects\HSP\HSP Projects-2011\Fort Bend County Barker Park Concession\drawings\CD\A0.2.dwg
 DATE: 6/15/12 - 10:48am mschimmer



FORT BEND COUNTY
 301 Jackson Street
 Richmond, TX 77469

R
 ROSENBERGER
 CONSTRUCTION
 DESIGN/BUILDER
 ONE Sugar Creek Center Blvd, Suite 400
 Sugar Land, Texas 77478
 Telephone: (281) 207-0700
 Facsimile: (281) 207-0707
 www.rosenbergerconstruction.com

HSP partners
 ARCHITECT
 1627 Plantation Drive, Suite 200
 Richmond, Texas 77406
 Telephone: (281) 888-1555
 Facsimile: (832) 460-3070
 www.hspas.com



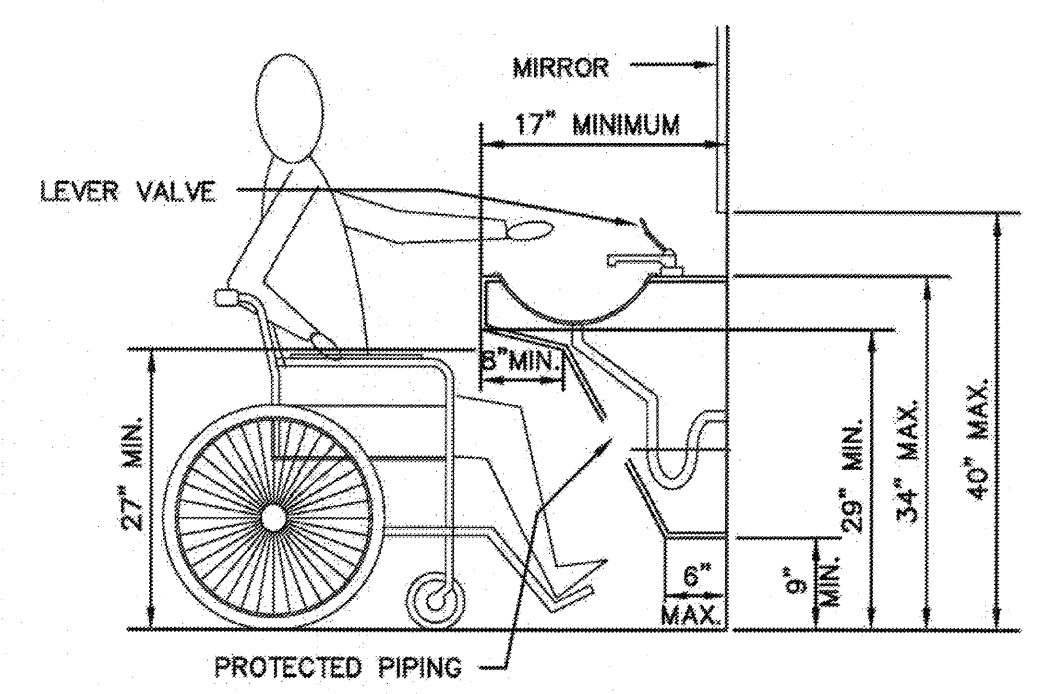
ISSUE FOR PERMIT
 6-15-12

FORT BEND COUNTY
BARKER RESERVOIR
BASEBALL CONCESSIONS
BUILDING
 18050 WESTHEIMER PARKWAY
 HOUSTON, TX 77082

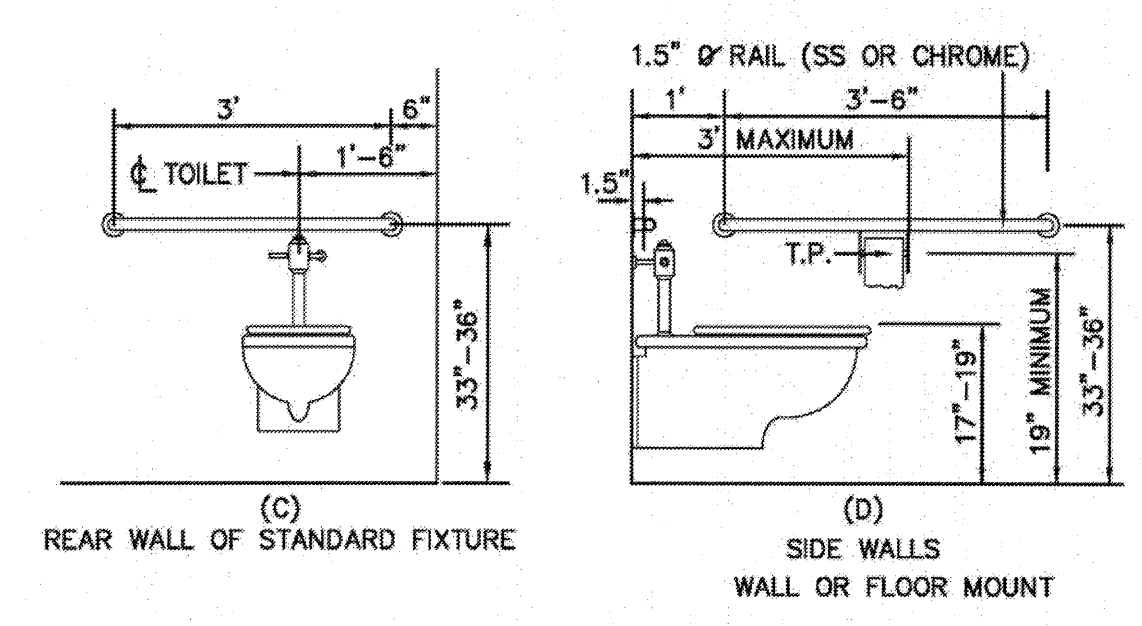
JOB NO:
 DATE: DECEMBER 29, 2011
 REVISIONS:
 ISSUE FOR PERMIT 6-15-12

DRAWING TITLE
ACCESSIBILITY STANDARDS

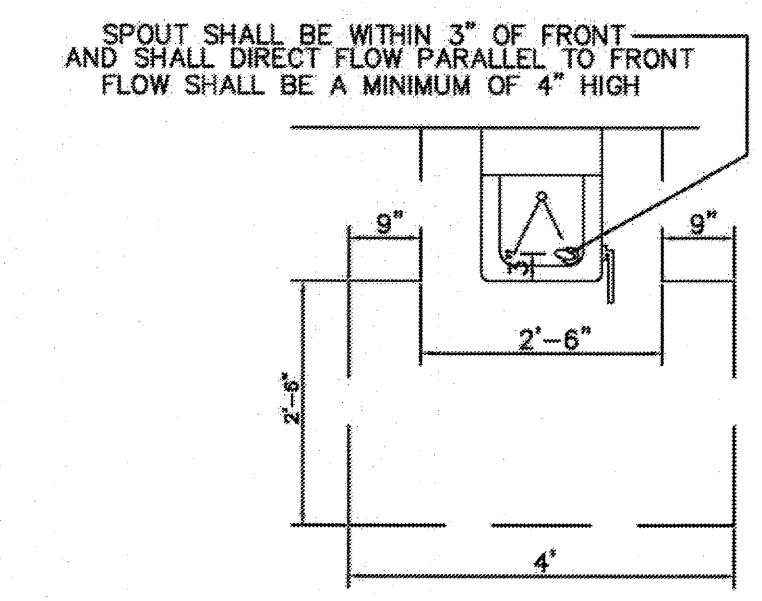
A0.2



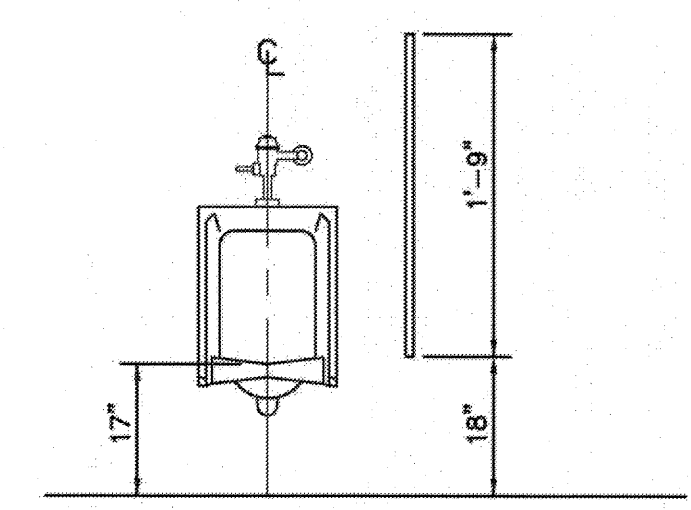
A LAVATORY CLEARANCE
 NTS



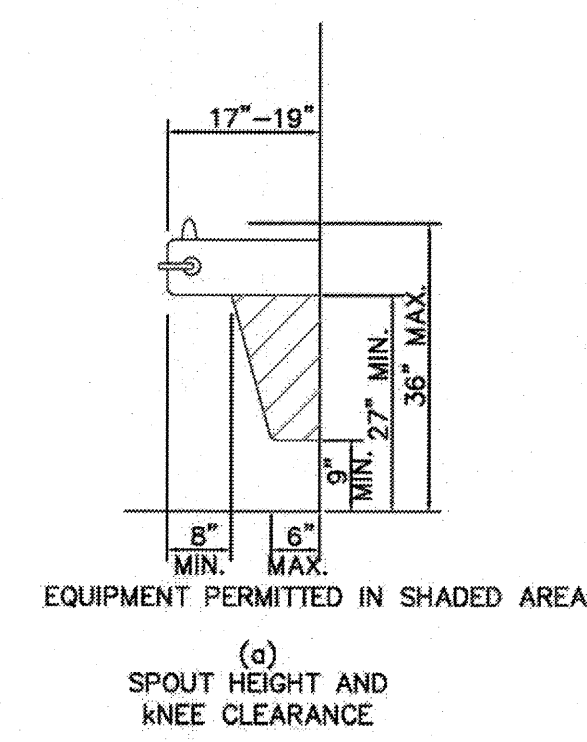
B TOILET FIXTURE CLEARANCE
 NTS



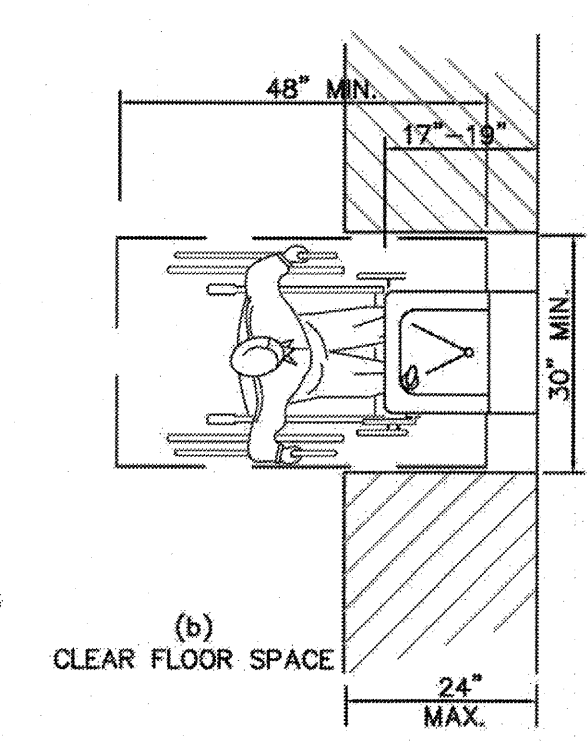
C PAPER TOWEL & SOAP DISPENSER
 NTS



D URINAL & PARTITION
 NTS

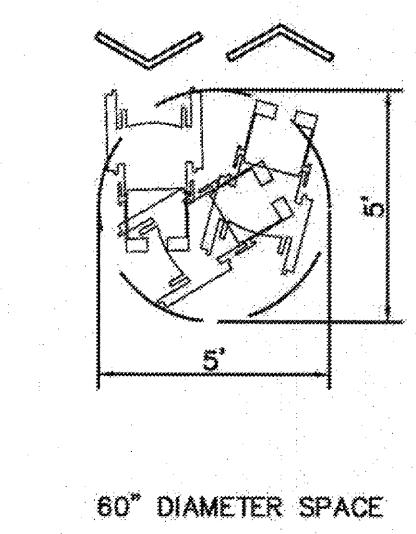


E DRINKING FOUNTAINS
 NTS

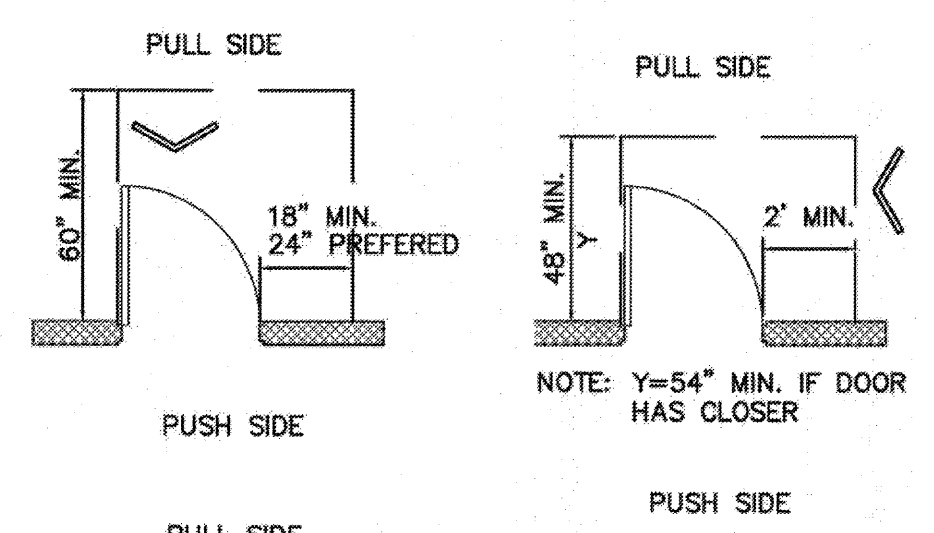


F COMPONENTS OF A SINGLE RAMP AND SAMPLE RAMP DIMENSIONS
 NTS

SLOPE	MAXIMUM RISE (INCHES)	MAX. HORIZ. PROJECTION (FEET)
1:12 TO < 1:16	30	30
1:16 TO < 1:20	30	40



H CLEAR FLOOR SPACE
 NTS



J DOOR CLEARANCE
 NTS

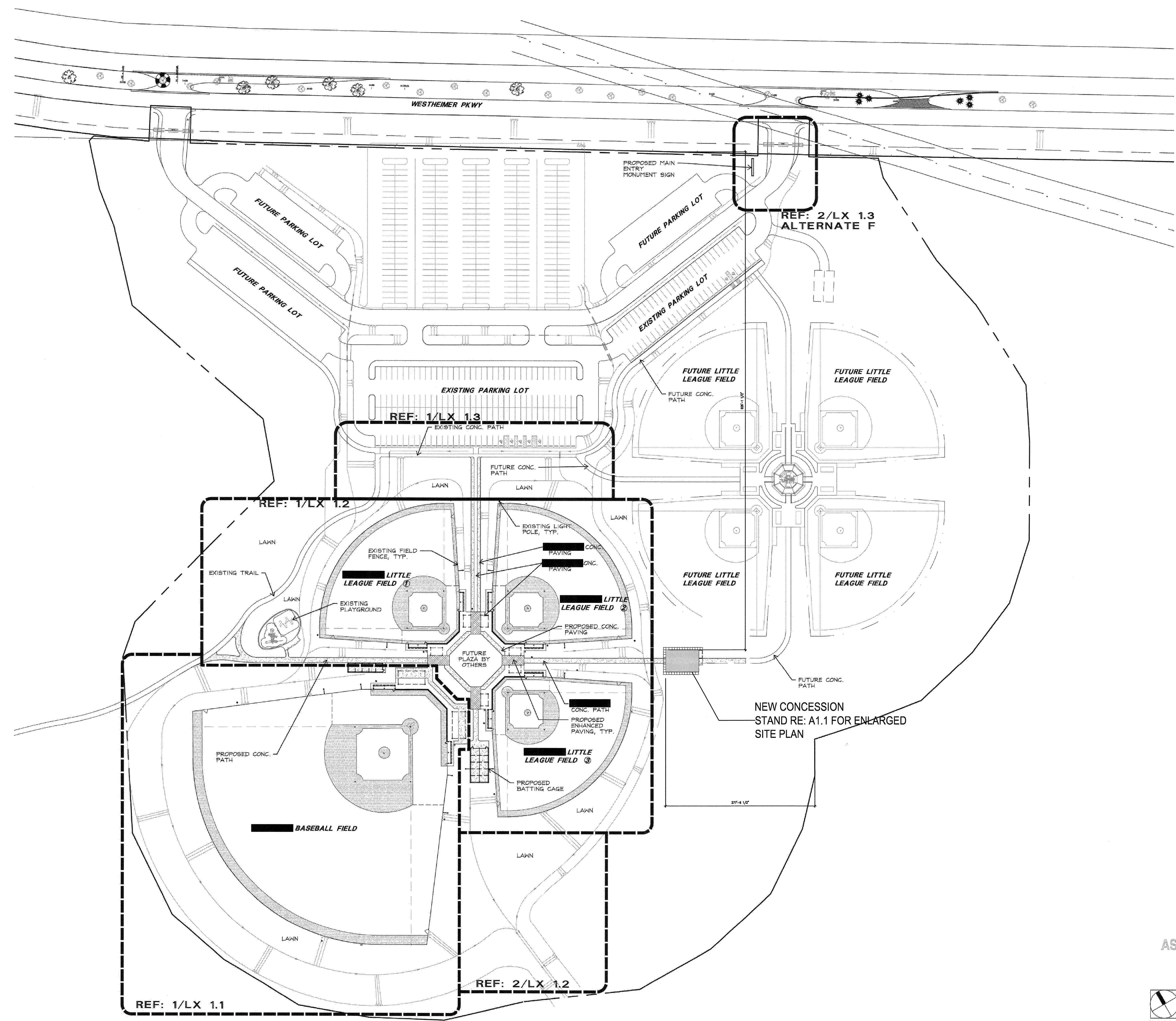


G RESTROOM SIGNS
 NTS

AS-BUILT DRAWINGS

1 ACCESSIBILITY STANDARDS
 SCALE: N.T.S.

Drawing name: G:\Schimmer\Old Architectural Firm Projects\HSP\HSP Projects-2011\Fort Bend County Barker Park Concession\Drawings\New Folder\A1.0.dwg
 DATE: 9/25/12 - 10:36pm mschimmer



FORT BEND COUNTY
 301 Jackson Street
 Richmond, TX 77469

R
ROSENBERGER CONSTRUCTION
 DESIGN/BUILDER
 ONE Sugar Creek Center Blvd, Suite 400
 Sugar Land, Texas 77478
 Telephone: (281) 207-0700
 Facsimile: (281) 207-0707
 www.rosenbergerconstruction.com

HSPartners
 "Designing for the Future"
 ARCHITECT
 1627 Plantation Drive, Suite 200
 Richmond, Texas 77406
 Telephone: (281) 886-1555
 Facsimile: (832) 460-3070
 www.hspas.com

ISSUE FOR PERMIT
 6-15-12

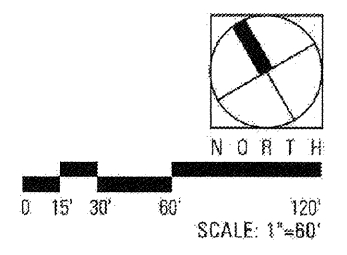
**FORT BEND COUNTY
 BARKER RESERVOIR
 BASEBALL CONCESSIONS
 BUILDING**
 18050 WESTHEIMER PARKWAY
 HOUSTON, TX 77082

JOB NO:
 DATE: DECEMBER 29, 2011

REVISIONS:

ISSUE FOR PERMIT	6-15-12
PERMIT REVISIONS	8-3-12
PERMIT REVISIONS	9-25-12

AS-BUILT DRAWINGS

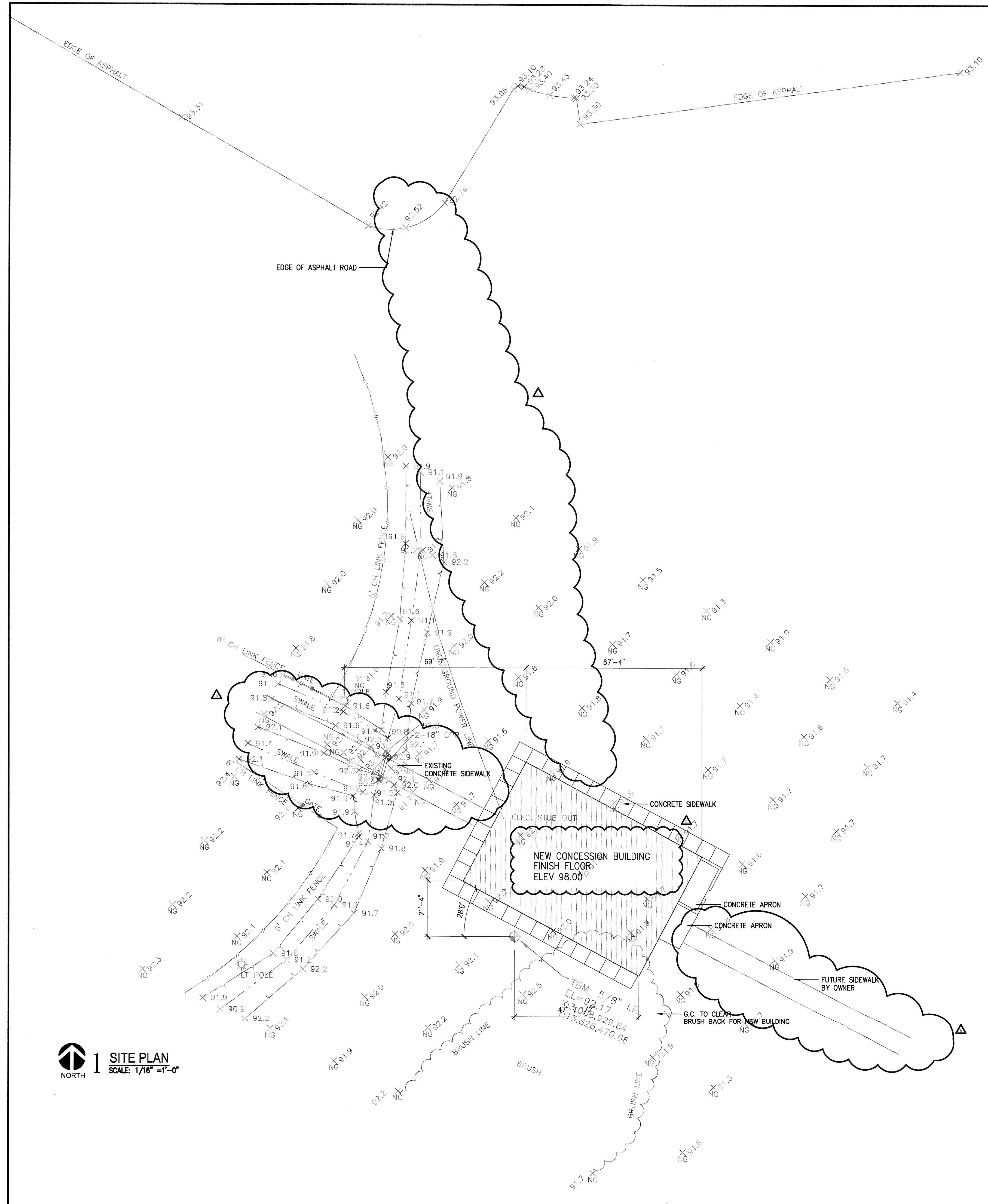


NOTE: CONCESSION STAND BUILDING IS FOR PERMIT ONLY.. CONSTRUCTION OF REST SET IS DESIGNED BY OTHERS AND BUILT BY OTHERS.

DRAWING TITLE
OVERALL SITE PLAN

A1.0

Drawing name: G:\Schimmer\Old Architectural Firm Projects\HSP\HSP Projects-2011\Fort Bend County Barker Park Concession\Drawings\New Folder\A1.1.dwg
 DATE: 12/26/12 - 12:01pm mschimmer




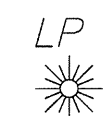
1 SITE PLAN
 SCALE: 1/16" = 1'-0"
 NORTH


GENERAL NOTES:

1. ORIGINAL TOPOGRAPHIC SURVEY BY KM SURVEYING INC. AND PROVIDED TO ARCHITECT BY CONTRACTOR.
2. GENERAL CONTRACTOR SHALL NOTIFY ARCHITECT TO CHECK BUILDING LAY-OUT PRIOR TO START OF CONSTRUCTION.
3. AREA OF CLEAN-UP SHALL INCLUDE ALL DISTURBED EARTH.
4. FINISH GRADE AT BUILDING PERIMETERS SHALL BE 8" BELOW FINISH FLOORS UNLESS OTHERWISE NOTED.
5. CONTRACTOR SHALL PROTECT ALL EXISTING TREES (AND SHRUBS) ON THE SITE AND SHALL RECEIVE APPROVAL FROM OWNER BEFORE REMOVING ANY.
6. AN ATTEMPT HAS BEEN MADE TO LOCATE AND SHOW ON THE DRAWINGS EXISTING UNDERGROUND UTILITIES. HOWEVER, THE CONTRACTOR SHALL BE RESPONSIBLE FOR INSPECTING THE SITE AND VERIFYING ALL EXISTING UTILITIES PRIOR TO START OF CONSTRUCTION.
7. SIDEWALKS SHALL BE 4" CONCRETE SLAB REINFORCED WITH 2.9 X 2.9 W.W.F. ON 2" SAND FILL. ALL SIDEWALK SCORING SHALL OCCUR AT 10'-0" O.C. MAX. PROVIDE 1/2" EXPANSION JOINT AT 30'-0" MAX. O.C. PROVIDE MINIMUM OF 2% DRAINAGE ACROSS ALL CONCRETE WALK SURFACES UNLESS NOTED OTHERWISE.
8. CONTRACTOR SHALL PROTECT EXISTING PAVING AND CURBS THAT REMAIN AND REPAIR OR REPLACE ANY DAMAGE AS A RESULT OF THIS CONSTRUCTION. ALL EXISTING CONDITIONS TO BE FIELD VERIFIED WITH ARCHITECT BEFORE BEGINNING OF CONSTRUCTION.
9. THE GENERAL CONTRACTOR SHALL PROVIDE ADDITIONAL CONCRETE REQUIRED BY MECHANICAL AND/OR ELECTRICAL.
10. CONTRACTOR MAY STOCK PILE SOIL RETAINED FROM EXCAVATION FOR USE DURING CONSTRUCTION. TOP SOIL SHALL BE RETAINED IN A SEPARATE AREA FROM OTHER SOIL FOR USE IN FINISH GRADING. ANY SOIL STOCK PILED AND NOT REUSED FOR CONSTRUCTION SHALL BE DISTRIBUTED OVER THE SITE AS DIRECTED BY OWNER.
11. DEVELOP POSITIVE DRAINAGE AWAY FROM NEW BUILDING.
12. FLOOR DRAINS SHALL BE INSTALLED IN NEW AREAS BELOW FINISH FLOOR ELEVATION AND ENTIRE SLAB WITHIN ROOM THAT IT OCCURS SHALL SLOPE TO DRAIN. CONFIRM SLOPE WITH ARCHITECT.
13. NO HAZARDOUS MATERIALS, INCLUDING BUT NOT LIMITED TO ASBESTOS, OR OTHER TOXIC SUBSTANCES SHALL BE CONTAINED IN MATERIALS AND/OR PRODUCTS USED IN THE CONSTRUCTION OF THIS PROJECT.
14. CONTRACTOR SHALL INSTALL SELECT OR MODIFIED SOIL UNDER FLOOR SLABS PROVIDED BY OWNER.
15. CONSTRUCTION ACCESS AND PARKING TO BE COORDINATED WITH OWNER.

AS-BUILT DRAWINGS

DRAWING LEGEND:

-  CONCRETE SIDEWALKS, APRONS, AND PADS
-  EXISTING PARKING LOT LIGHT POLE



**FORT BEND COUNTY
 BARKER RESERVOIR
 BASEBALL CONCESSIONS
 BUILDING**
 18050 WESTHEIMER PARKWAY
 HOUSTON, TX 77082

JOB NO:
 DATE: DECEMBER 29, 2011

REVISIONS:

NO.	DATE	DESCRIPTION
1	6-20-12	SUE FOR PERMIT
2	8-3-12	PERMIT REVISIONS
3	12-26-2012	PERMIT REVISIONS

DRAWING TITLE
ENLARGED SITE PLAN

A1.1

Drawing name: G:\Schimmer\Old Architectural Firm Projects\HSP\HSP Projects-2011\Fort Bend County Barker Park Concession Drawings\New Folder\A2.1.dwg
DATE: 12/26/12 - 12:09pm mschimmer

FLOOR PLAN NOTES:


- ALL METAL STUD PARTITIONS WITH PLUMBING, ELECTRICAL PANELS AND 4"x4" (OR LARGER) STRUCTURAL COLUMNS ARE TO BE 6" METAL STUDS @ 16" O.C.
- METAL BUILDING MANUFACTURER TO PROVIDE ADDITIONAL STRUCTURAL SUPPORT REQUIRED TO HANG MECHANICAL EQUIPMENT THAT IS SHOWN TO BE HUNG FROM STRUCTURE ABOVE, OR IN WALLS.
- GENERAL CONTRACTOR TO INSTALL WOOD BLOCKING AS REQUIRED FOR MOUNTING OF ALL ACCESSORIES IN RESTROOMS.

RCP NOTES:

- REFER DRAWING A2.1, FOR ROOM FINISH SCHEDULE, FOR CEILING HEIGHTS, MATERIALS, ETC.
- REFER MECHANICAL DRAWINGS FOR LOCATIONS OF ALL DIFFUSERS, GRILLES, ETC.
- REFER ELECTRICAL DRAWINGS FOR LOCATIONS OF ALL LIGHTS, EQUIPMENT, ETC.
- ALL PARTITIONS WHICH EXCEED 10'-0" IN HEIGHT SHALL BE FRAMED WITH 20 GAUGE METAL STUDS AND BRACED TO STRUCTURE @ 48" O.C. MAX.
- ALL PARTITIONS ON EACH SIDE OF TOILET ROOMS SHALL HAVE SOUND BATT INSULATION.
- REFER TO SHEET A6.1 FOR PARTITION TYPES.

SYMBOL LEGEND:


- 2 X 4 LAY-IN LIGHT FIXTURE
- EXTERIOR WALL PACK
- 2 X 2 LAY-IN CEILING REFER TO FINISH SCHEDULE FOR TYPE
- GYPSUM BOARD CEILING



FORT BEND COUNTY
301 Jackson Street
Richmond, TX 77469

ROSENBERGER CONSTRUCTION
DESIGN/BUILDER
ONE Sugar Creek Center Blvd, Suite 400
Sugar Land, Texas 77478
Telephone: (281) 207-0700
Facsimile: (281) 207-0707
www.rosenbergconstruction.com

HSPartners
ARCHITECT
1627 Plantation Drive, Suite 200
Richmond, Texas 77408
Telephone: (281) 886-1555
Facsimile: (832) 460-3070
www.hspaa.com



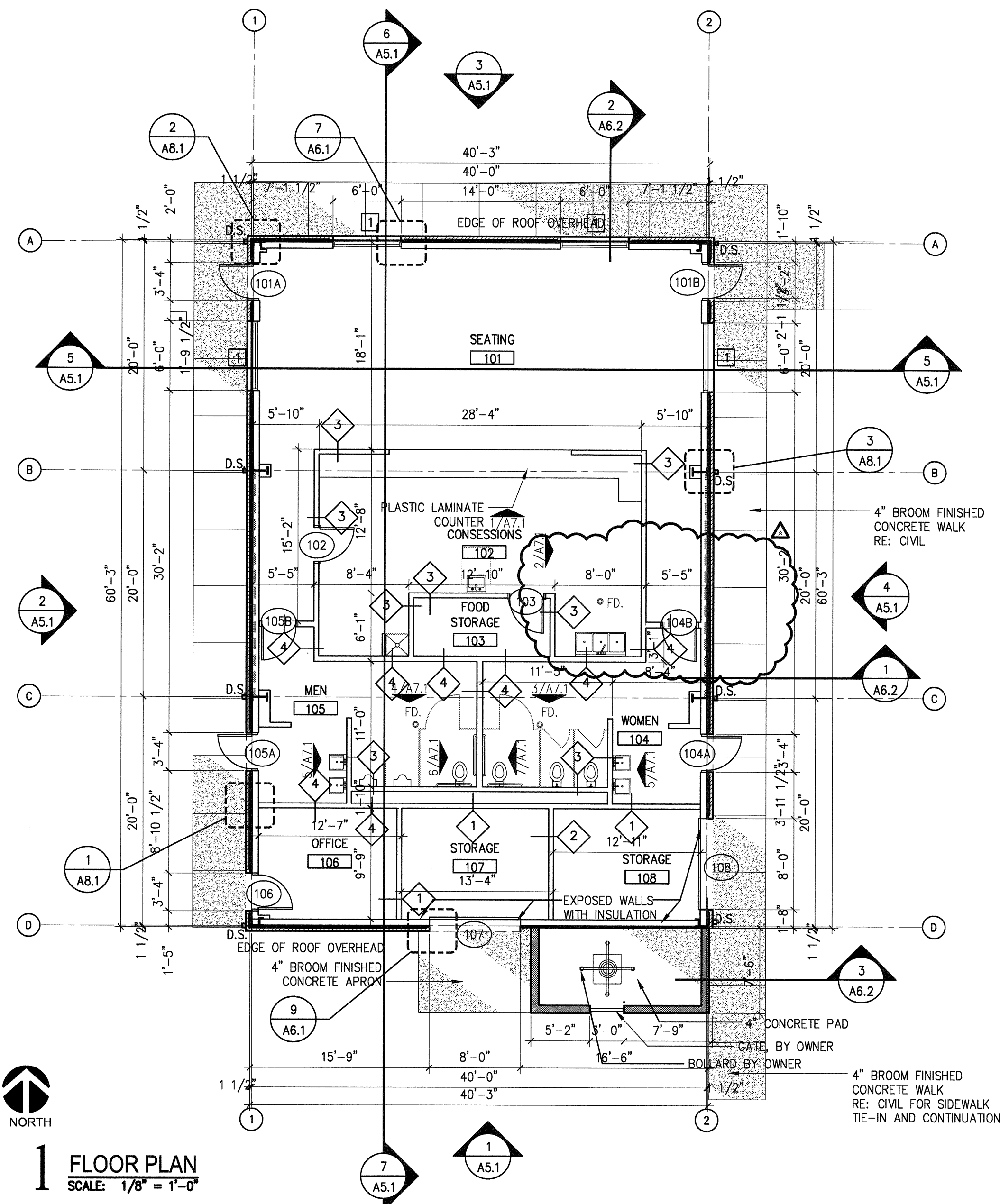
FORT BEND COUNTY
BARKER RESERVOIR
BASEBALL CONCESSIONS
BUILDING
18050 WESTHEIMER PARKWAY
HOUSTON, TX 77082

JOB NO:
DATE: DECEMBER 29, 2011

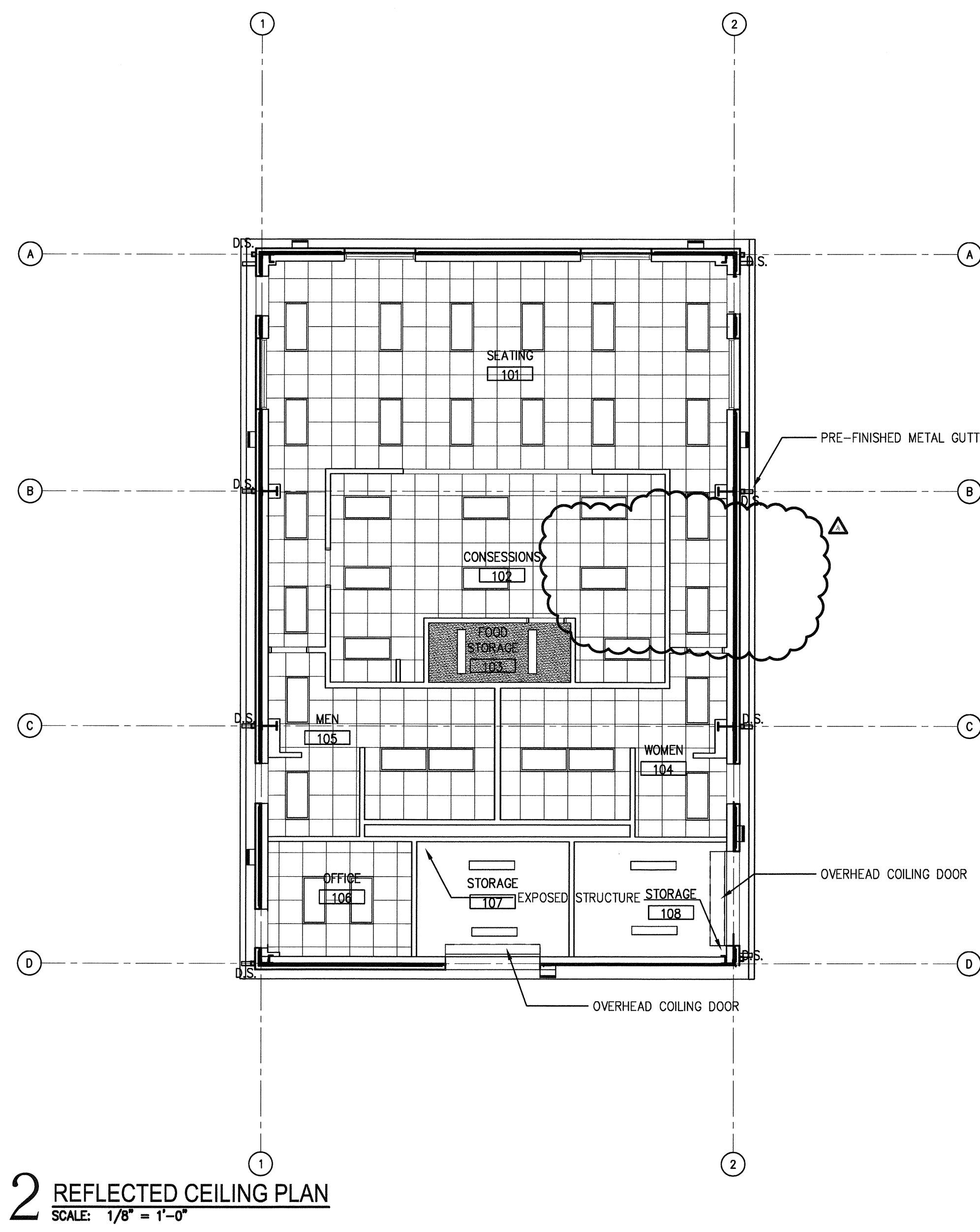
REVISIONS:
ISSUE FOR PERMIT 6-15-12
PERMIT REVISIONS 12-26-2012

DRAWING TITLE
FLOOR AND REFLECTED CEILING PLAN

A2.1



1 FLOOR PLAN
SCALE: 1/8" = 1'-0"



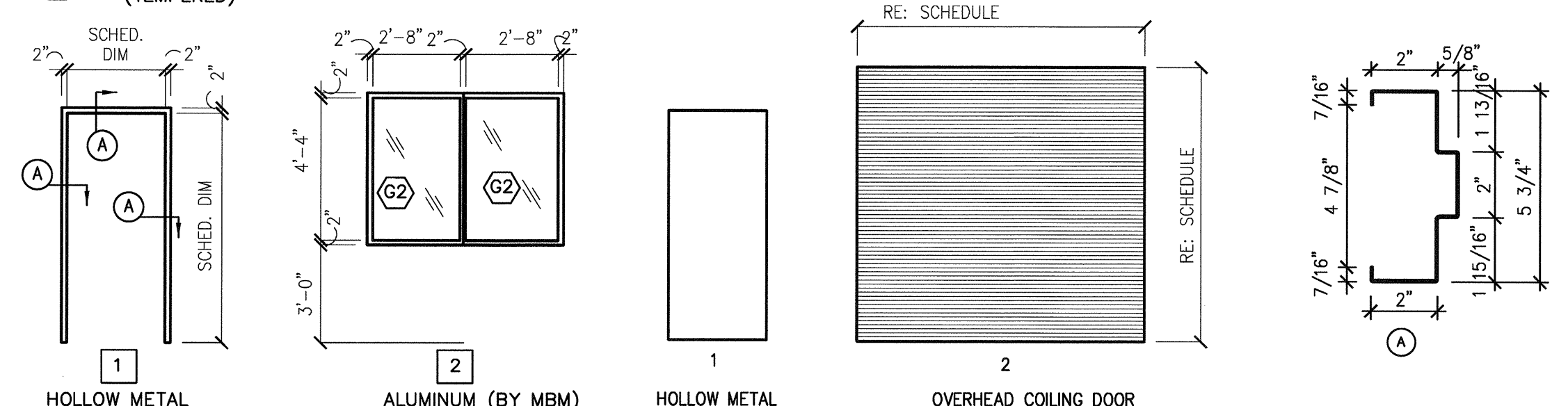
2 REFLECTED CEILING PLAN
SCALE: 1/8" = 1'-0"

AS-BUILT DRAWINGS

DOOR SCHEDULE													
DOOR NO.	DOOR TYPE	DOOR SIZE			FRAME TYPE		DOOR DETAILS				REMARKS	HWWR. NO.	
		ELEV.	MAT'L	WIDTH	HEIGHT	THICK.	ELEV.	MAT'L	HEAD	SILL			JAMB
101A	1	HM	3'-0"	7'-0"	1 3/4"	1	HM	4/A6.1	13/A6.1	8/A6.1	8/A6.1		1
101B	1	HM	3'-0"	7'-0"	1 3/4"	1	HM	4/A6.1	13/A6.1	8/A6.1	8/A6.1		1
102	1	HM	3'-0"	7'-0"	1 3/4"	1	HM	6/A6.1	11/A6.1	10/A6.1	10/A6.1		2
103	1	HM	3'-0"	7'-0"	1 3/4"	1	HM	6/A6.1	12/A6.1	10/A6.1	10/A6.1		2
104A	1	HM	3'-0"	7'-0"	1 3/4"	1	HM	4/A6.1	13/A6.1	8/A6.1	8/A6.1		5
104B	1	HM	3'-0"	7'-0"	1 3/4"	1	HM	6/A6.1	12/A6.1	10/A6.1	10/A6.1		4
105A	1	HM	3'-0"	7'-0"	1 3/4"	1	HM	4/A6.1	13/A6.1	8/A6.1	8/A6.1		5
105B	1	HM	3'-0"	7'-0"	1 3/4"	1	HM	6/A6.1	12/A6.1	10/A6.1	10/A6.1		4
106	1	HM	3'-0"	7'-0"	1 3/4"	1	HM	4/A6.1	13/A6.1	8/A6.1	8/A6.1		1
107	2	HM	8'-0"	8'-0"	-	-	HM	5/A6.1	14/A6.1	9/A6.1	9/A6.1	MANUAL CHAIN HOIST	-
108	2	HM	8'-0"	8'-0"	-	-	HM	5/A6.1	14/A6.1	9/A6.1	9/A6.1	MANUAL CHAIN HOIST	-

GLAZING SCHEDULE

- (G1) 1/4" CLEAR TEMPERED, POLISHED PLATE
- (G2) 1" GLARE REDUCING, INSULATED GLASS; BRONZE TINT (TEMPERED)



3 FRAME ELEVATIONS
SCALE: 1/4" = 1'-0"


4 DOOR ELEVATIONS
SCALE: 1/4" = 1'-0"

5 FRAME PROFILES
SCALE: NTS

ROOM FINISH SCHEDULE

DESCRIPTION	ROOM NO.	FLOOR	BASE	CEILING	CLG. HT.	REMARKS	NO.	WALLS	REMARKS
SEATING	101	SEAL	4" RUBBER Rope Block	ACOUSTICAL 2x2 LAY IN	8'-6"		101	4" HIGH FRP PANELS	MATERIAL ON ALL SURFACES
CONCESSIONS	102	SEAL	4" RUBBER Rope Block	ACOUSTICAL 2x2 LAY IN	8'-6"		102	4" HIGH FRP PANELS	MATERIAL ON EACH INDIVIDUAL SURFACE
FOOD STORAGE	103	SEAL	4" RUBBER Rope Block	ACOUSTICAL 2x2 LAY IN	8'-6"		103	4" HIGH FRP PANELS	MATERIAL TO RECEIVE PAINTERS FINISH
WOMEN	104	SEAL	4" RUBBER Rope Block	ACOUSTICAL 2x2 LAY IN	8'-6"	#2	104	4" HIGH FRP PANELS	SCHEDULE ORIENTED SAME AS PLANS
MEN	105	SEAL	4" RUBBER Rope Block	ACOUSTICAL 2x2 LAY IN	8'-6"	#2	105	4" HIGH FRP PANELS	
OFFICE	106	SEAL	4" RUBBER Rope Block	ACOUSTICAL 2x2 LAY IN	8'-6"		106	4" HIGH FRP PANELS	
STORAGE	107	SEAL	4" RUBBER Rope Block	ACOUSTICAL 2x2 LAY IN	8'-6"	OPEN #1	107	4" HIGH FRP PANELS	
STORAGE	108	SEAL	4" RUBBER Rope Block	ACOUSTICAL 2x2 LAY IN	8'-6"	OPEN #1	108	4" HIGH FRP PANELS	


- NOTE:**
- FRP PANELS TO BE 4'-0"
 - ALL RESTROOM PARTITIONS ARE WILSONART NICKEL #EV4813
- DOOR SCHEDULE NOTES:**
- ALL HOLLOW METAL DOORS AND FRAMES TO HAVE PAINT FINISH.



FORT BEND COUNTY
301 Jackson Street
Richmond, TX 77469

R
ROSENBERGER
CONSTRUCTION
DESIGN/BUILDER
ONE Sugar Creek Center Blvd, Suite 400
Sugar Land, Texas 77478
Telephone: (281) 207-0700
Facsimile: (281) 207-0707
www.rosenbergerconstruction.com

HSPpartners
ARCHITECT
1627 Plantation Drive, Suite 200
Richmond, Texas 77408
Telephone: (281) 886-1555
Facsimile: (832) 460-3070
www.hspaa.com



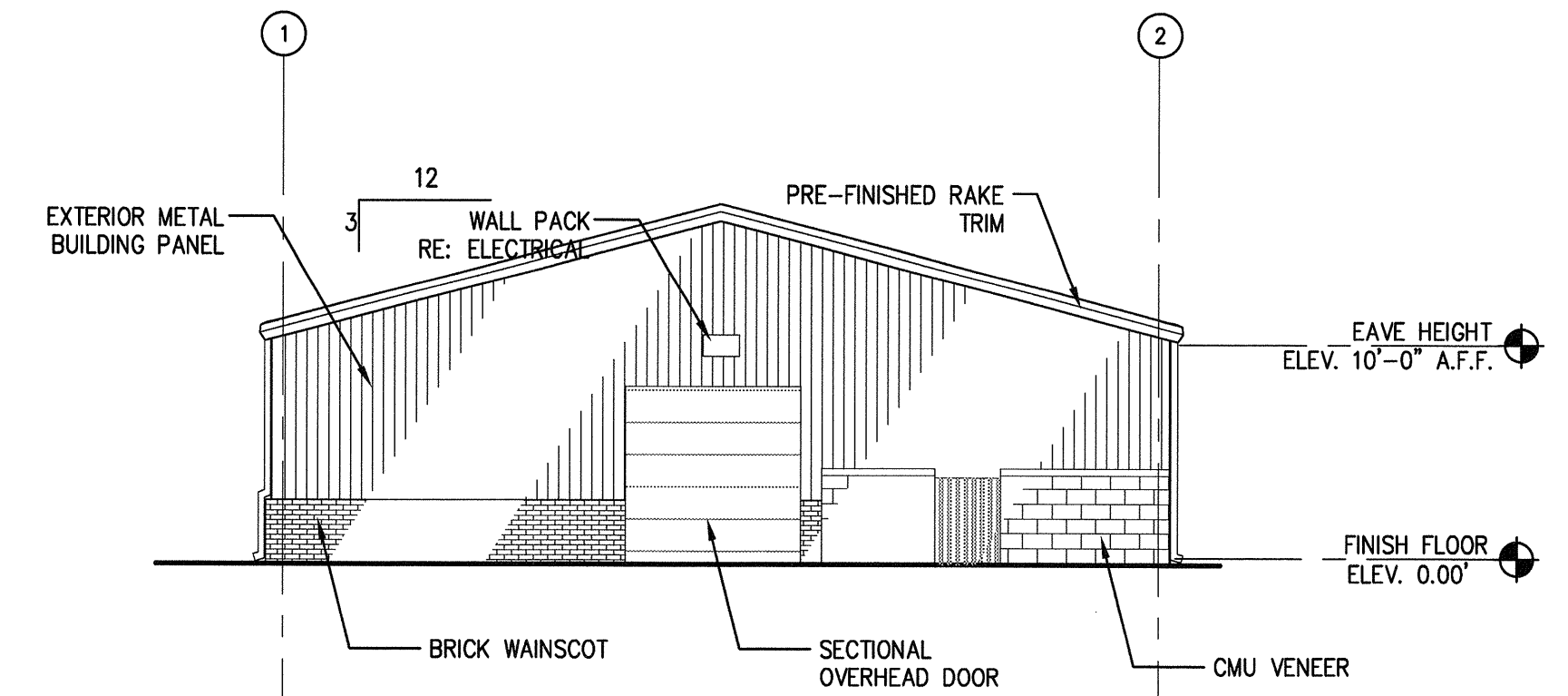
FORT BEND COUNTY
BARKER RESERVOIR
BASEBALL CONCESSIONS
BUILDING
18050 WESTHEIMER PARKWAY
HOUSTON, TX 77082

JOB NO:
DATE: DECEMBER 29, 2011
REVISIONS:
ISSUE FOR PERMIT

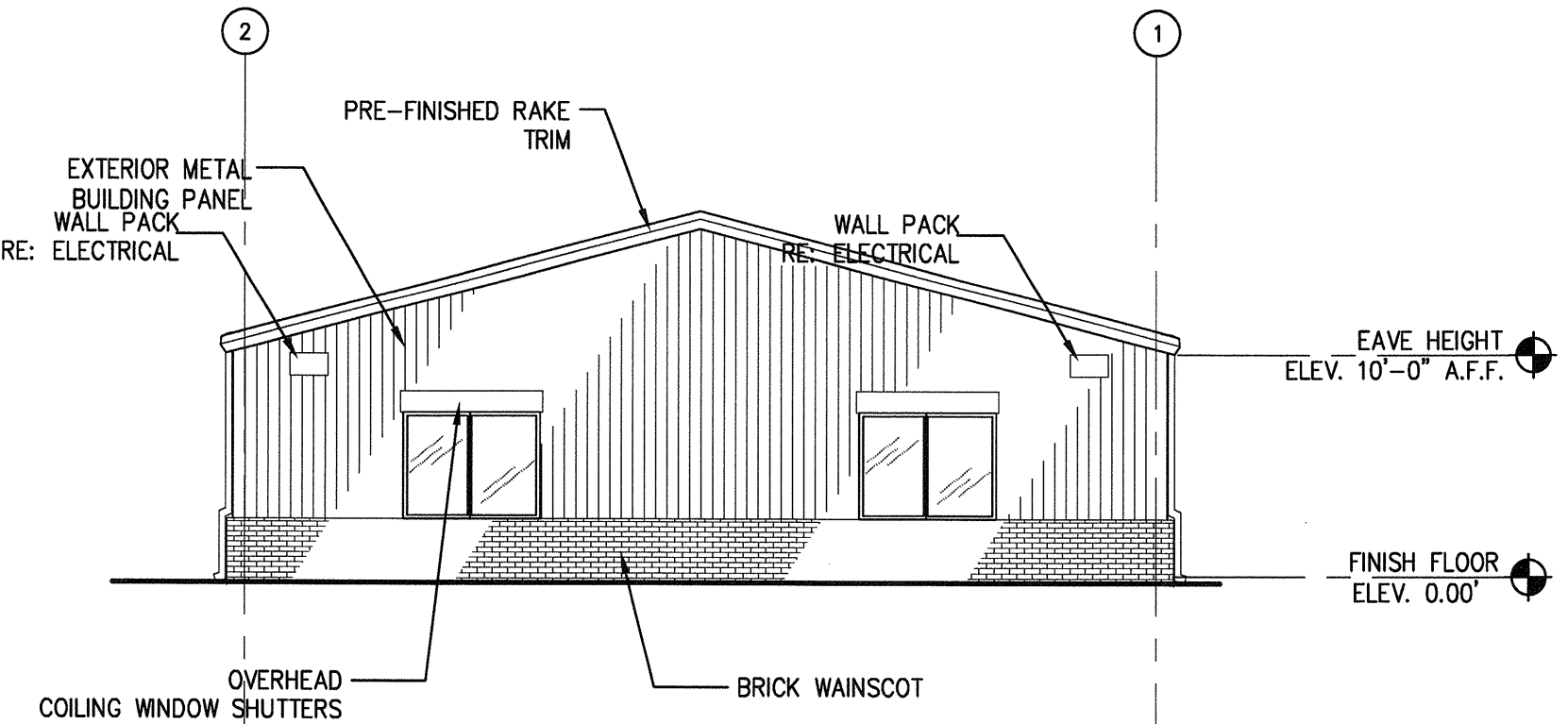
PERMIT REVISIONS	8-3-12

DRAWING TITLE
**BUILDING ELEVATIONS
SECTIONS**

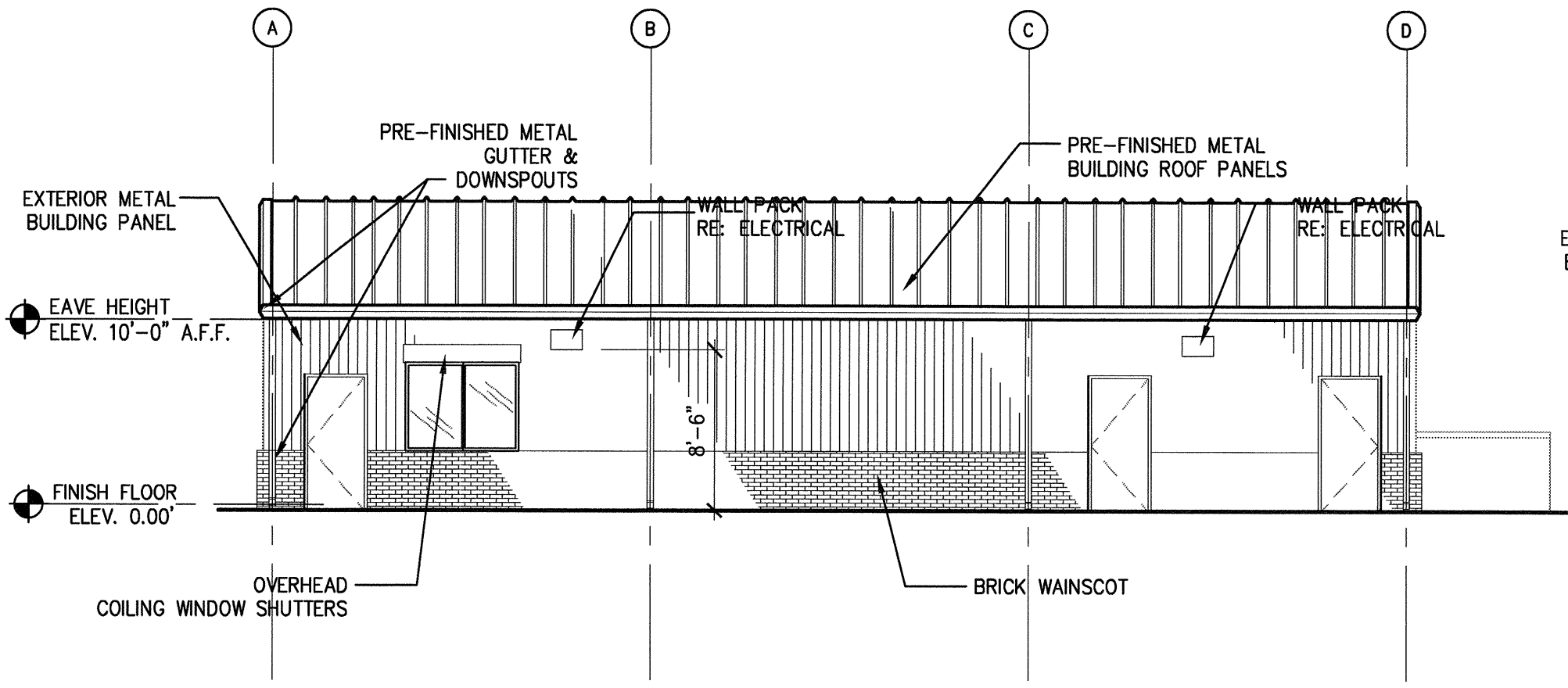
A5.1



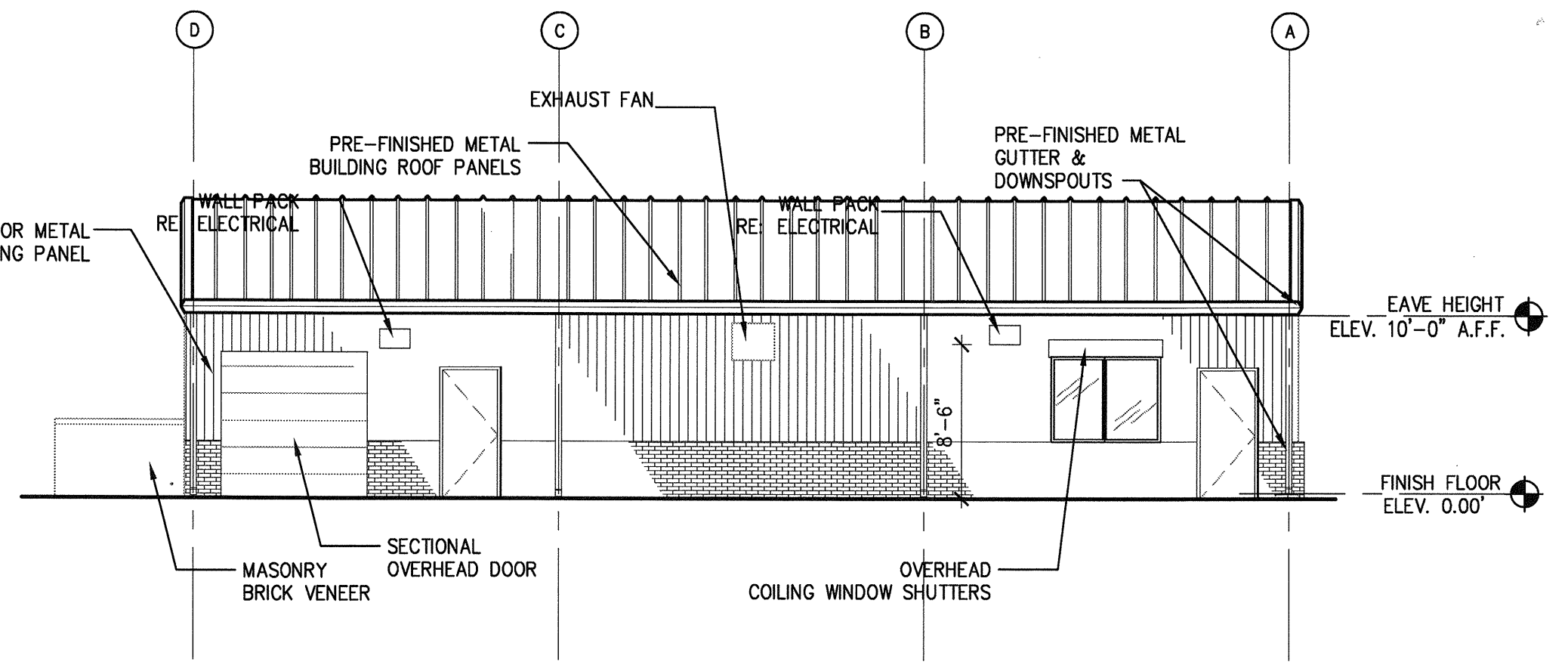
1 SOUTH ELEVATION
SCALE: 1/8" = 1'-0"



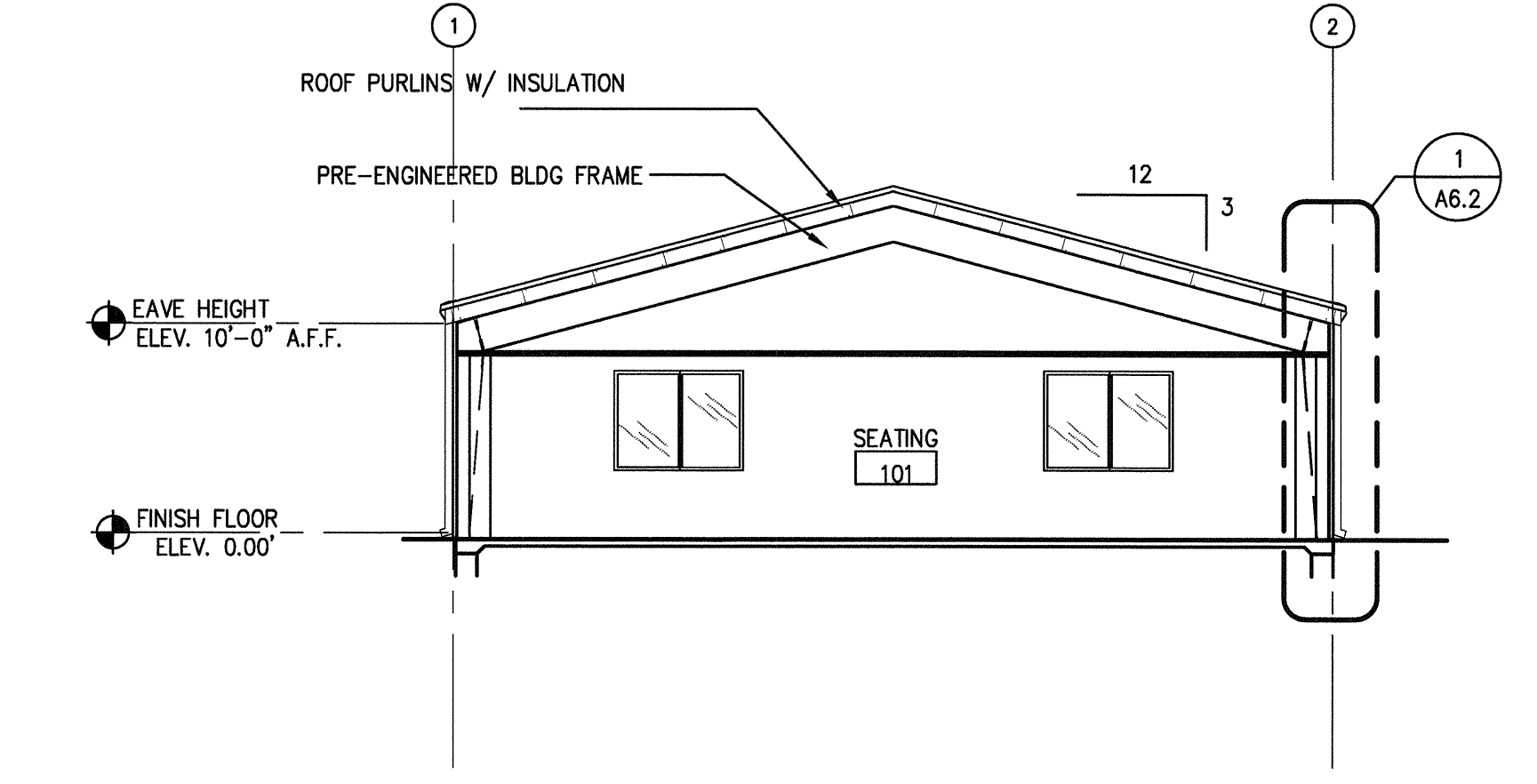
3 NORTH ELEVATION
SCALE: 1/8" = 1'-0"



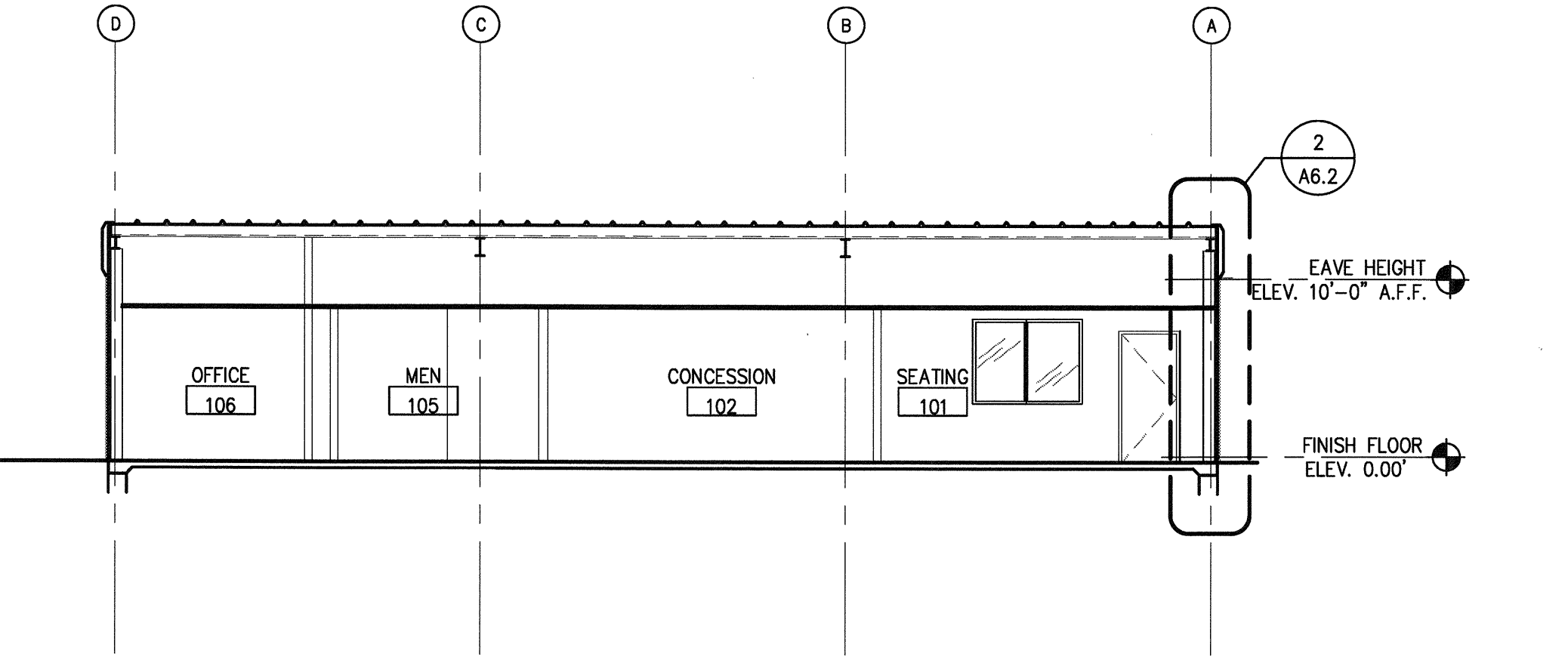
2 EAST ELEVATION
SCALE: 1/8" = 1'-0"



4 WEST ELEVATION
SCALE: 1/8" = 1'-0"



5 BUILDING SECTION
SCALE: 1/8" = 1'-0"

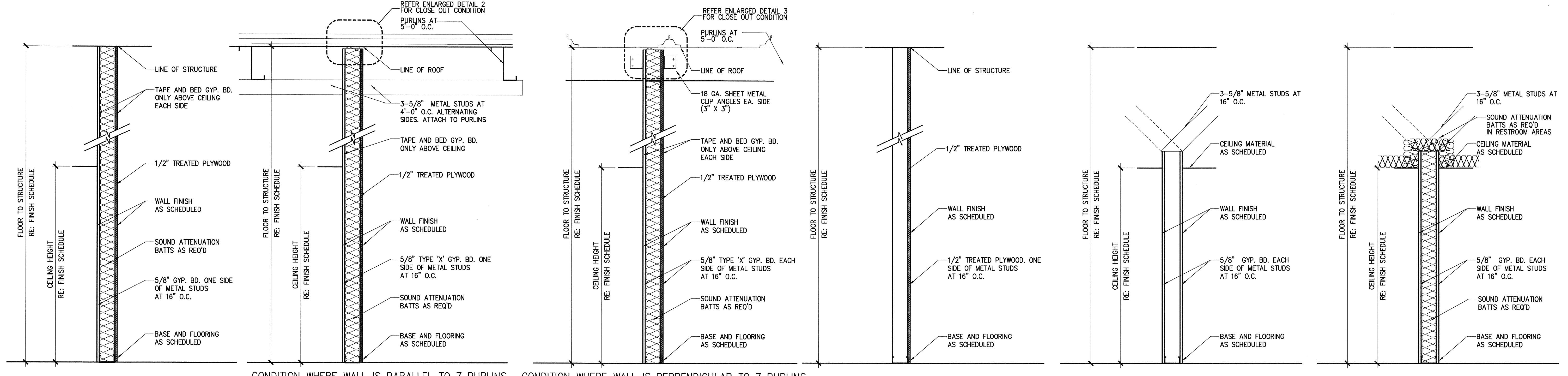


6 BUILDING SECTION
SCALE: 1/8" = 1'-0"

AS-BUILT DRAWINGS

GENERAL NOTES
CJ- CONTROL JOINT
RJ- RUSTICATION JOINT
EJ- EXPANSION JOINT
DS- DOWNSPOUT

Drawing name: G:\Schimmer\Old Architectural\Firm Projects\HSP\HSP Projects-2011\Fort Bend County Barker Park Concession\Drawings\New Folder\A5.1.dwg
DATE: 8/26/12 - 8:58pm mschimmer



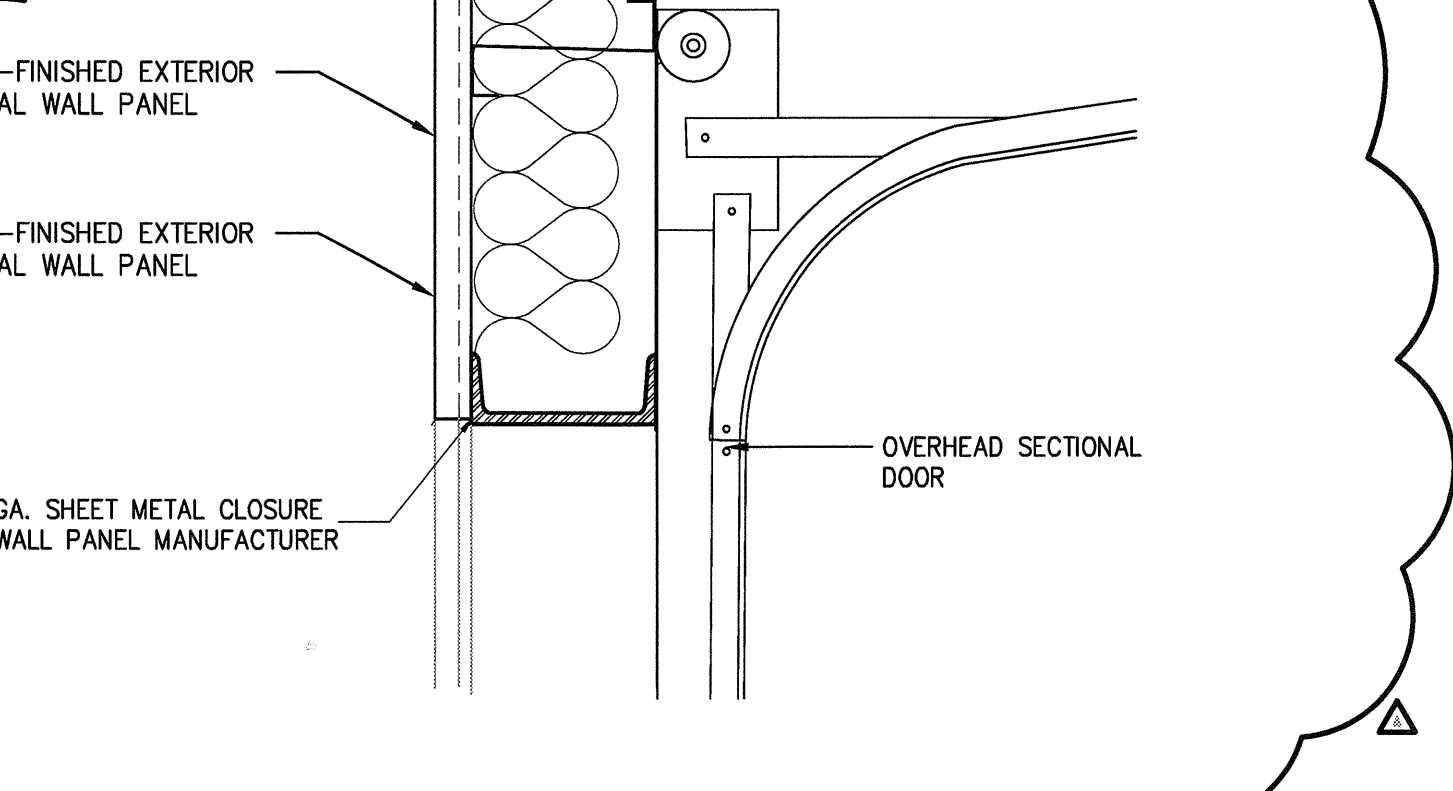
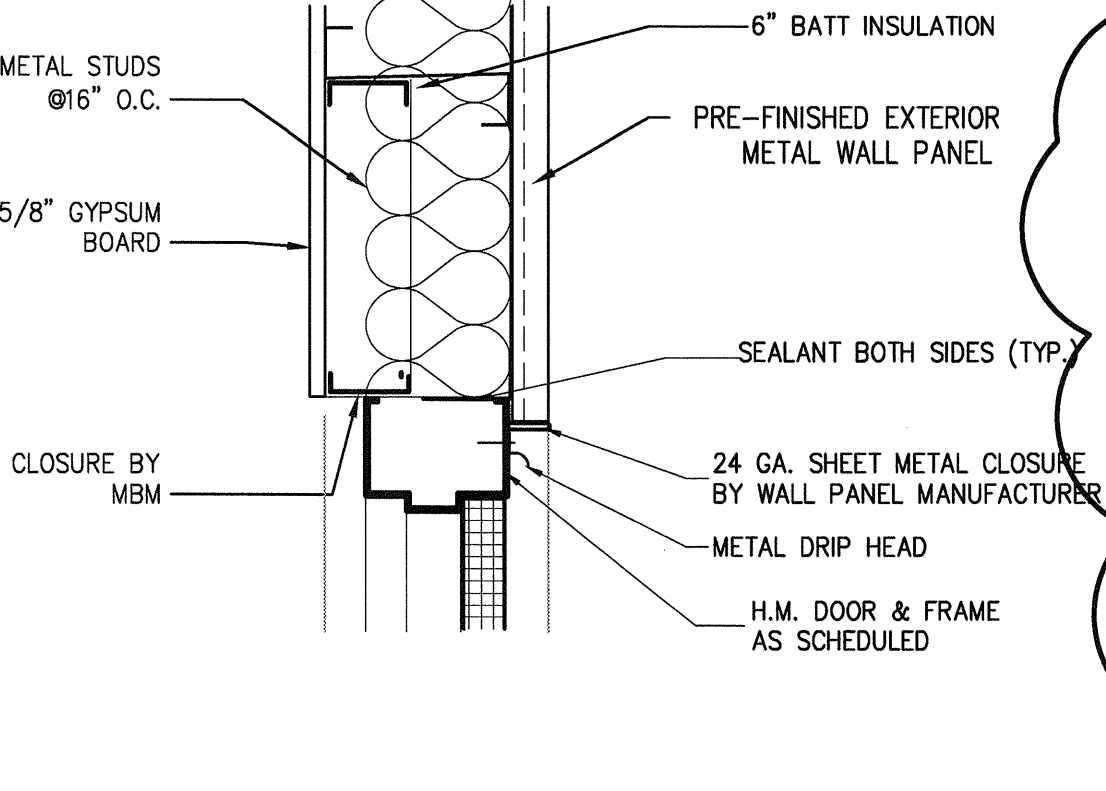
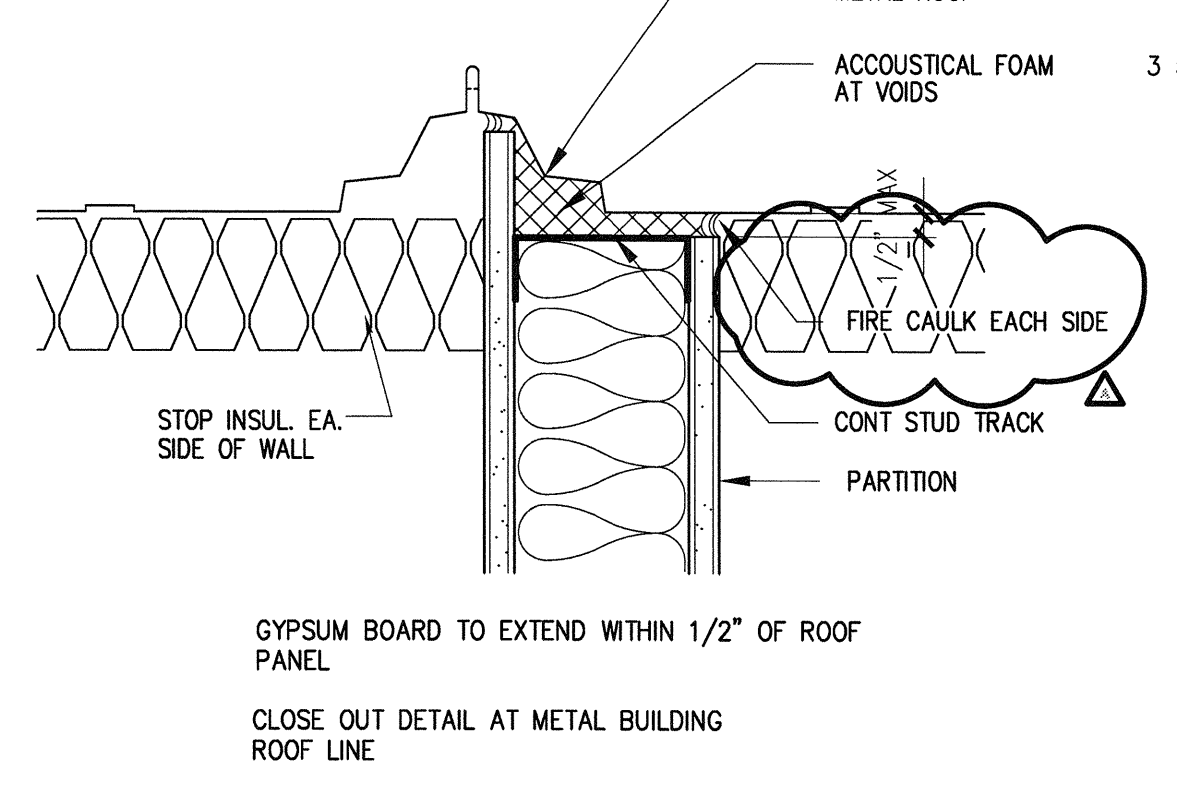
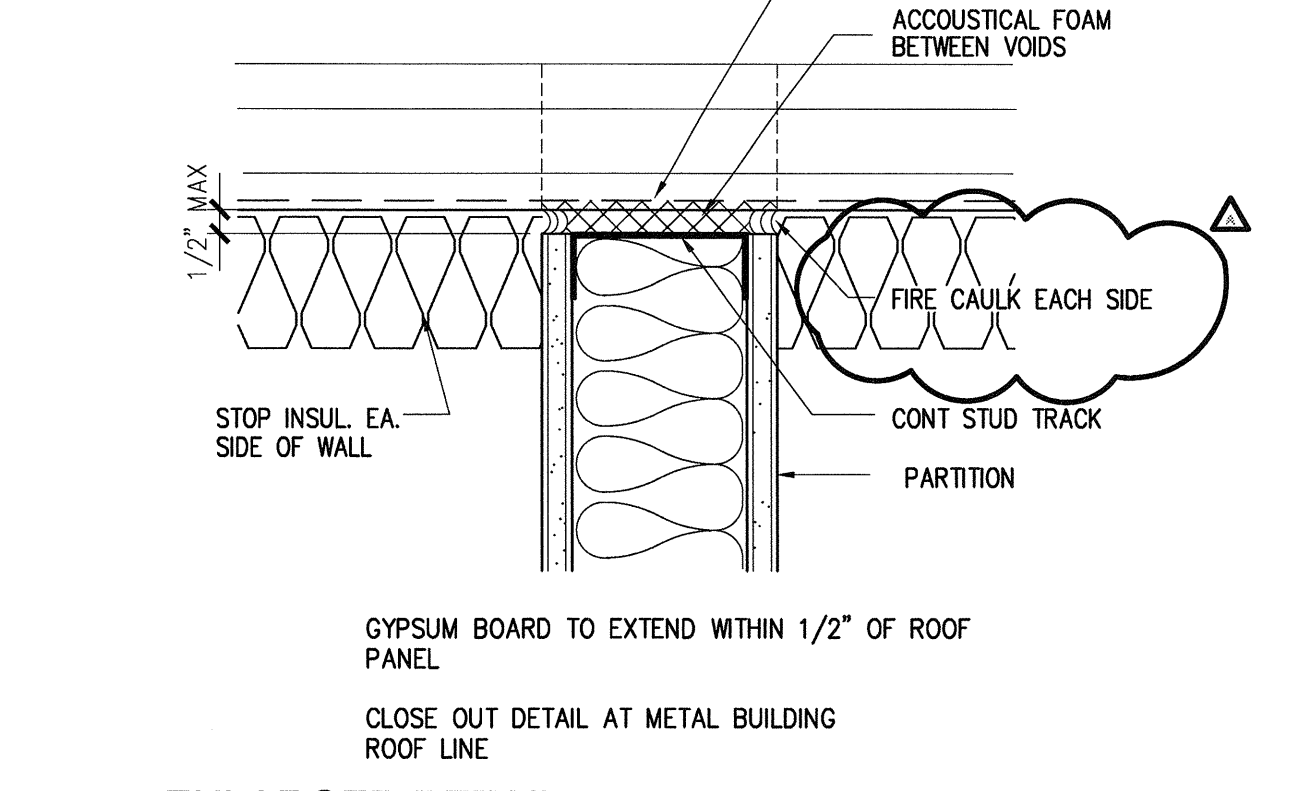
1 5/8" GYP. BD. ON ONE SIDE WITH 1/2" TREATED PLYWOOD ON THE OPPOSITE SIDE ON 3 5/8" METAL STUDS AT 16" O.C. W/ SOUND ATTENUATION BATTS EXTEND FROM FIN. FLR. TO DECK. ALL JOINTS TAPED. 1 HOUR FIRE RATING

2 1/2" TREATED PLYWOOD, ON ONE SIDE OF 3 5/8" METAL STUDS AT 16" O.C. EXTEND FROM FIN FLR TO BOTTOM OF DECK SEAL TO DECK.

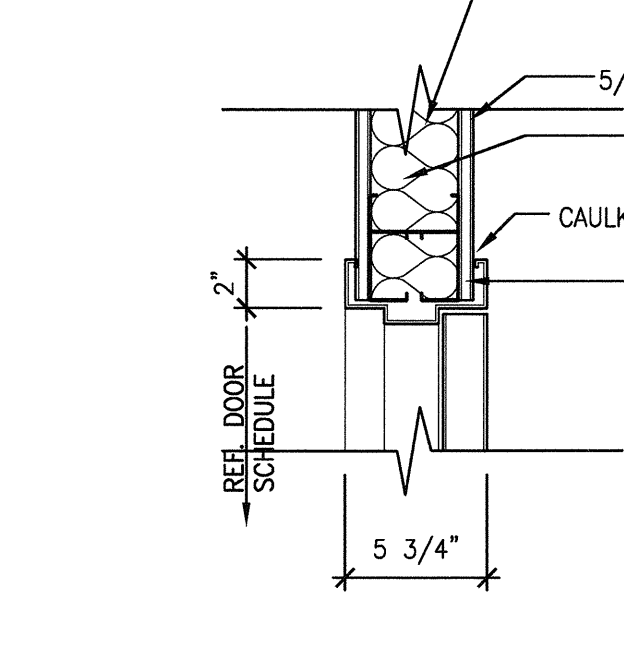
3 5/8" GYP. BD. ON EACH SIDE OF 3 5/8" METAL STUDS AT 16" O.C. EXTEND TO 6" ABOVE FINISHED CEILING. ALL JOINTS TAPED.

4 5/8" GYP. BD. ON EACH SIDE OF 3 5/8" METAL STUDS AT 16" O.C. W/ SOUND ATTENUATION BATTS EXTEND TO 6" ABOVE FINISHED CEILING. ALL JOINTS TAPED.

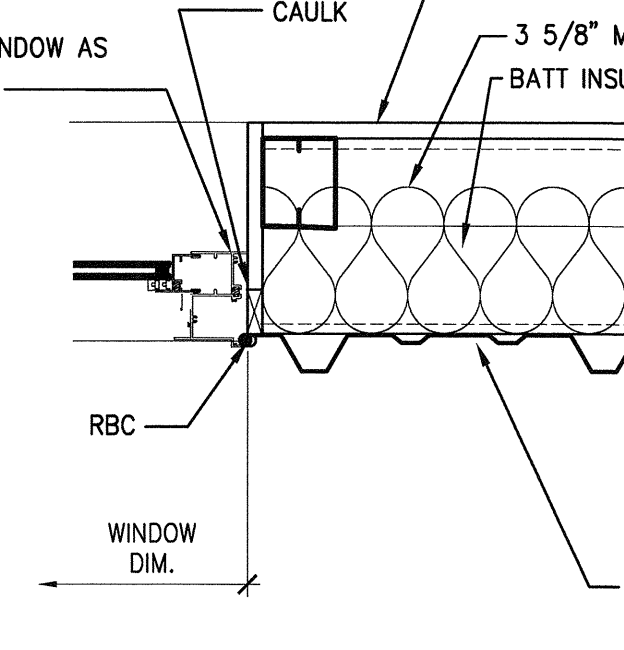
1 WALL TYPES
SCALE: NTS



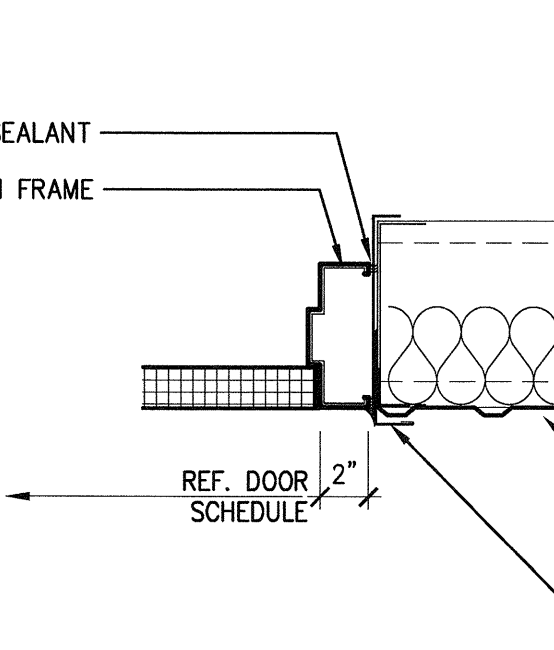
2 ENLARGED DETAIL
SCALE: NTS



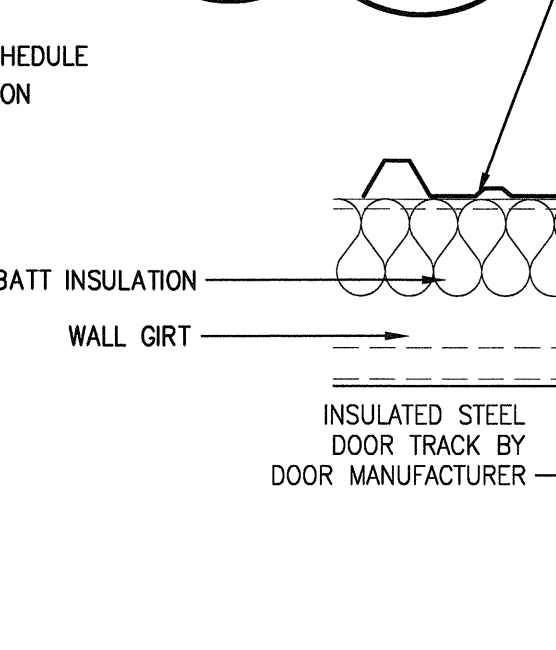
3 ENLARGED DETAIL
SCALE: NTS



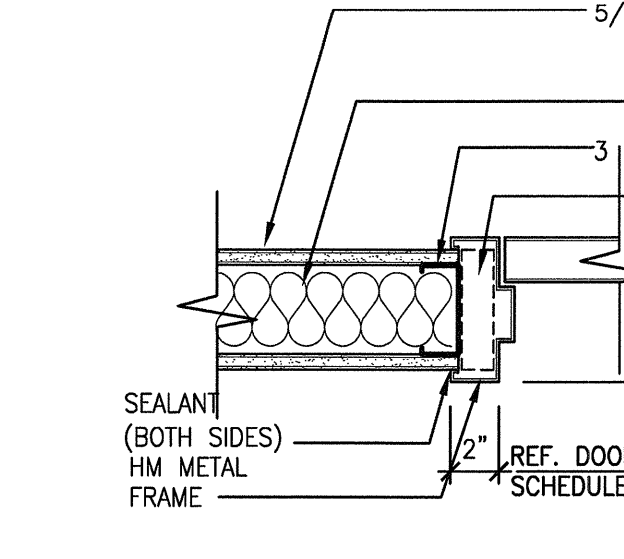
4 ENLARGED DETAIL
SCALE: 1 1/2"=1'-0"



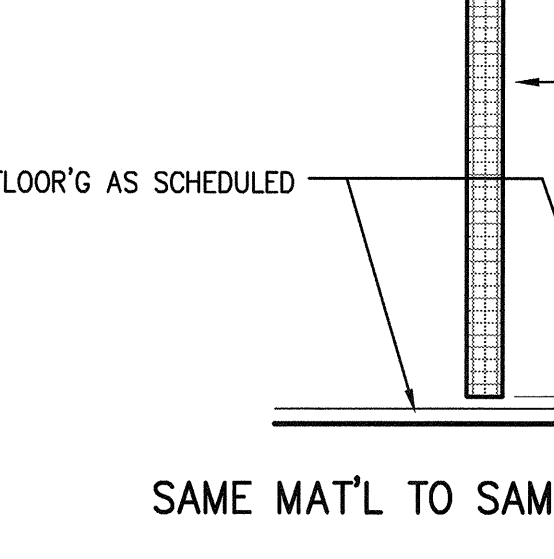
5 ENLARGED DETAIL
SCALE: 1 1/2"=1'-0"



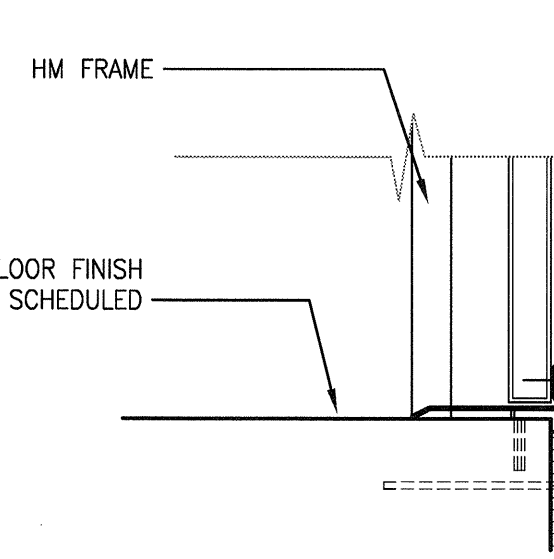
6 ENLARGED DETAIL
SCALE: 1 1/2"=1'-0"



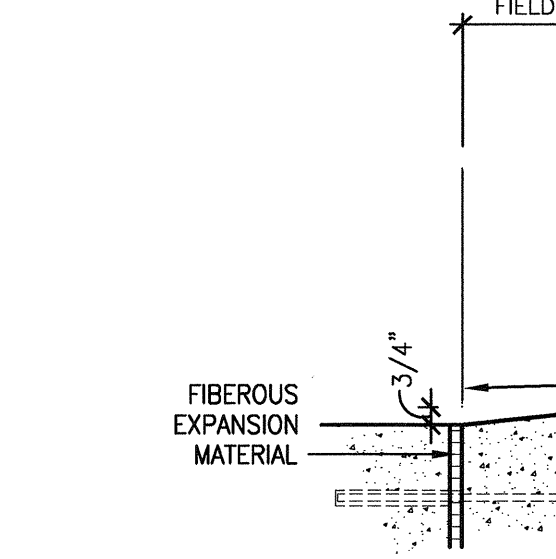
7 ENLARGED DETAIL
SCALE: 1 1/2"=1'-0"



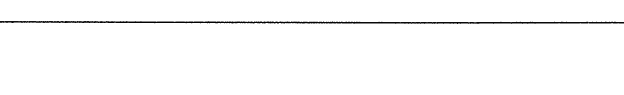
8 ENLARGED DETAIL
SCALE: 1 1/2"=1'-0"




9 ENLARGED DETAIL
SCALE: 1 1/2"=1'-0"




10 ENLARGED DETAIL
SCALE: 1 1/2"=1'-0"




11 ENLARGED DETAIL
SCALE: 1 1/2"=1'-0"



12 ENLARGED DETAIL
SCALE: 1 1/2"=1'-0"



13 ENLARGED DETAIL
SCALE: 1 1/2"=1'-0"



AS-BUILT DRAWINGS

NOT USED
VCT TO CONCRETE

Drawing name: G:\Schimmer\Old Architectural Firm Projects\HSP\HSP Projects-2011\Fort Bend County Barker Reservoir Baseball Concessions\Drawings\New Folder\A6.1.dwg
DATE: 8/26/12 9:05pm mschimmer

FORT BEND COUNTY
BARKER RESERVOIR
BASEBALL CONCESSIONS
BUILDING
 18050 WESTHEIMER PARKWAY
 HOUSTON, TX 77082

JOB NO:

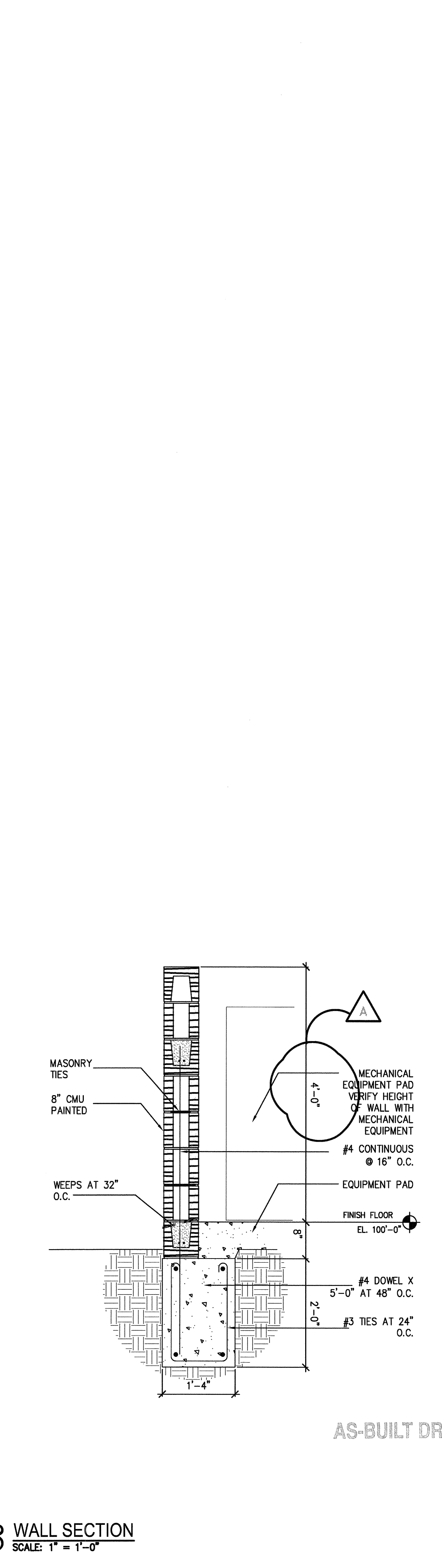
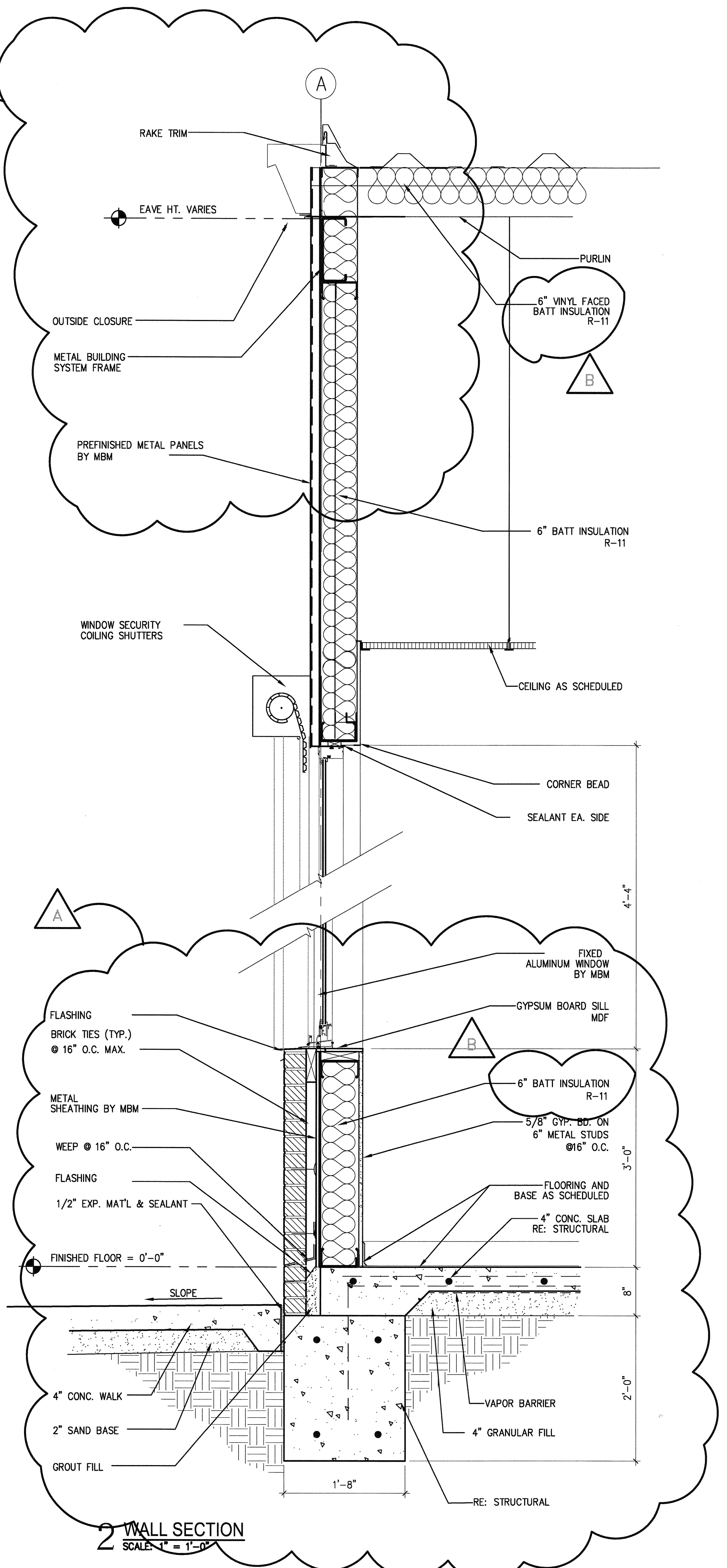
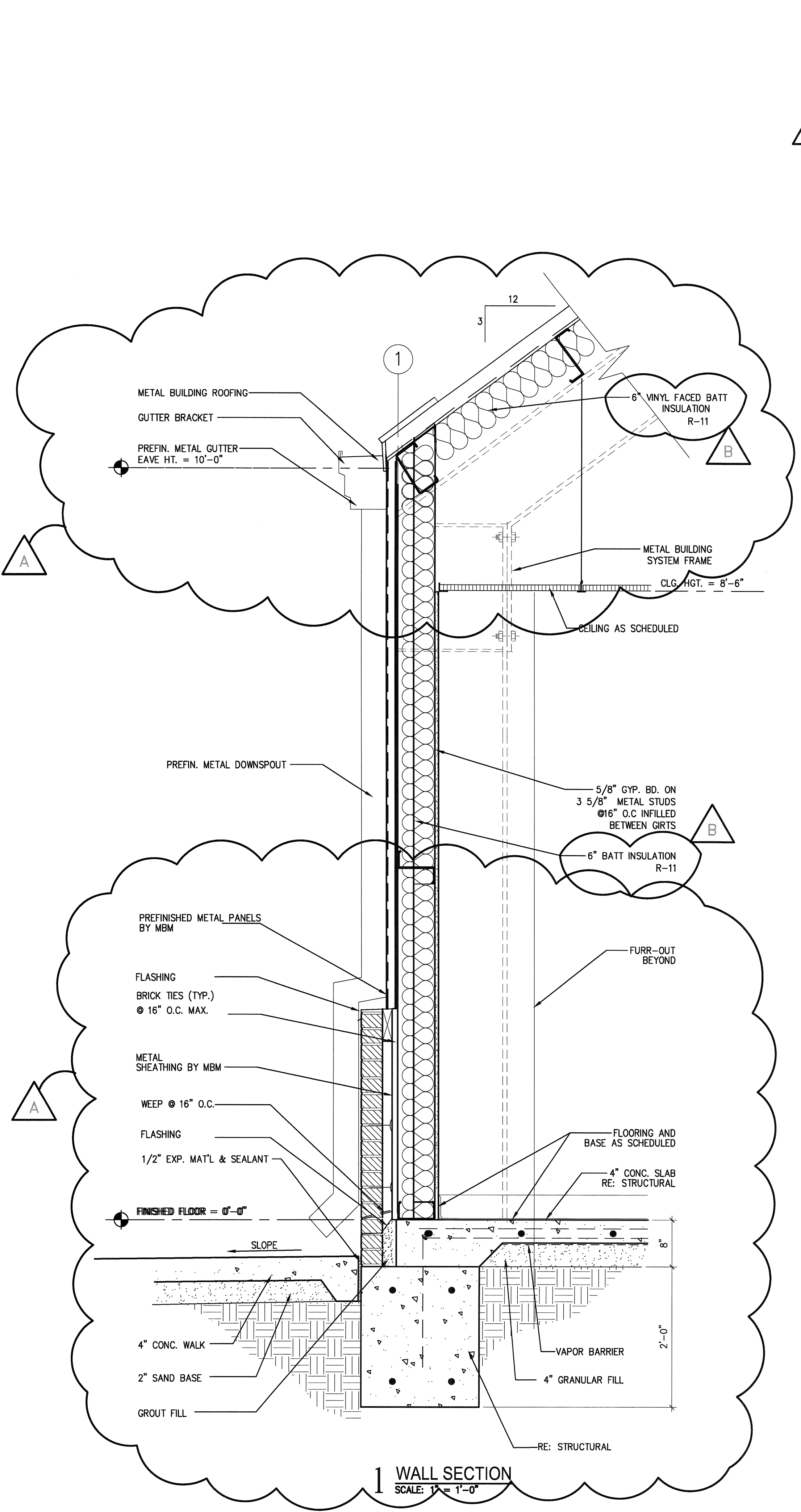
DATE: DECEMBER 29, 2011

REVISIONS:

ISSUE FOR PERMIT	6-15-12
PERMIT REVISIONS	8-3-12
PERMIT REVISIONS	11-19-2012


DRAWING TITLE
WALL SECTIONS

A6.2



AS-BUILT DRAWINGS

Drawing name: G:\Schimmer\Old Architectural Firm Projects\HSP\HSP Projects-2011\Fort Bend County Barker Park Concessions\Drawings\New Folder\A6.2.dwg
 DATE: 11/19/12
 8:28pm mschimmer




FORT BEND COUNTY
301 Jackson Street
Richmond, TX 77469



ROSENBERGER CONSTRUCTION
DESIGN/BUILDER
ONE Sugar Creek Center Blvd, Suite 400
Sugar Land, Texas 77478
Telephone: (281) 207-0700
Facsimile: (281) 207-0707
www.rosenbergconstruction.com



HSP partners
ARCHITECT
1627 Plantation Drive, Suite 200
Richmond, Texas 77408
Telephone: (281) 686-1555
Facsimile: (832) 460-3070
www.hspaa.com



ISSUE FOR PERMIT
6-15-12

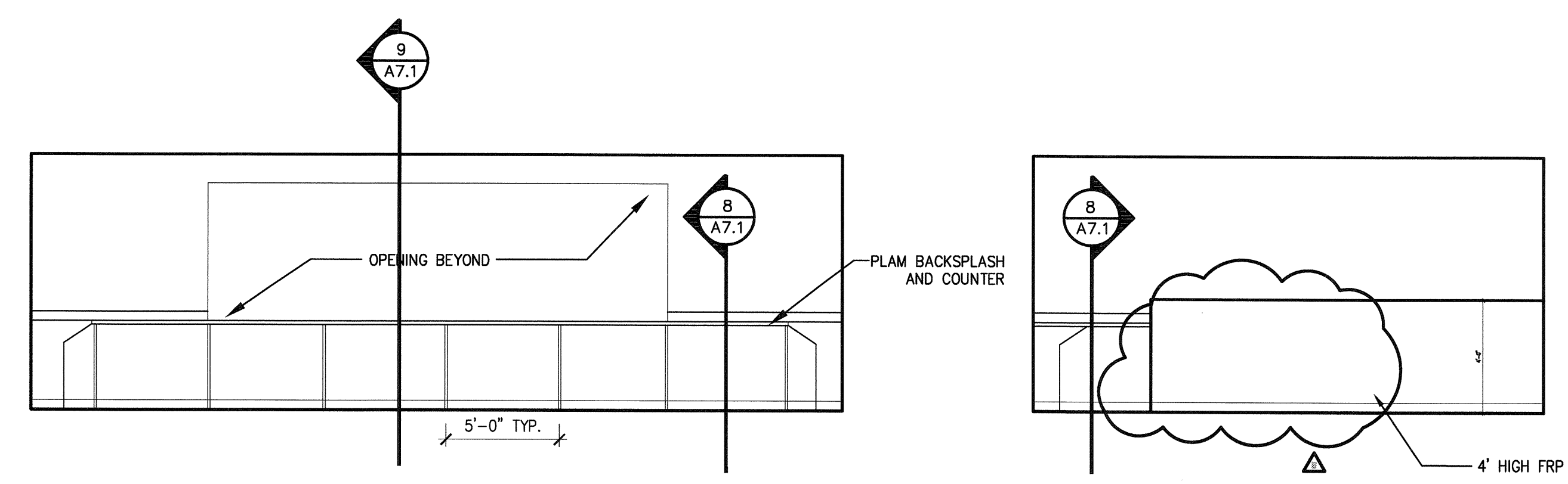
FORT BEND COUNTY
BARKER RESERVOIR
BASEBALL CONCESSIONS
BUILDING
18050 WESTHEIMER PARKWAY
HOUSTON, TX 77082

JOB NO:
DATE: DECEMBER 29, 2011
REVISIONS:
ISSUE FOR PERMIT 6-15-12

PERMIT REVISIONS 12-28-12

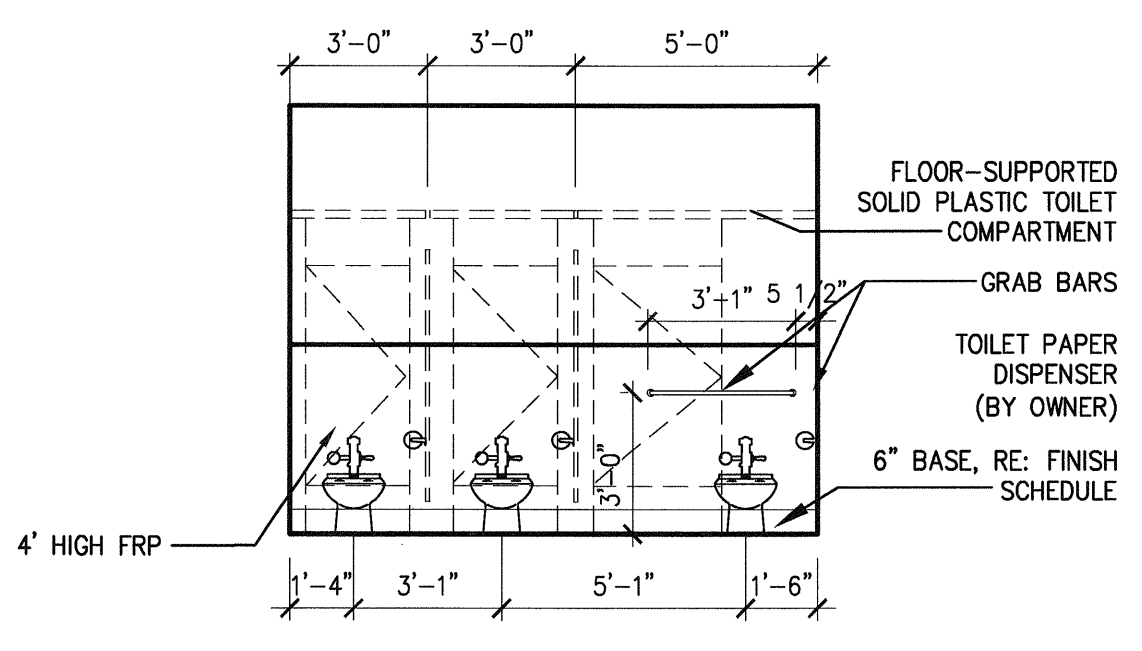
DRAWING TITLE
INTERIOR ELEVATIONS

A7.1

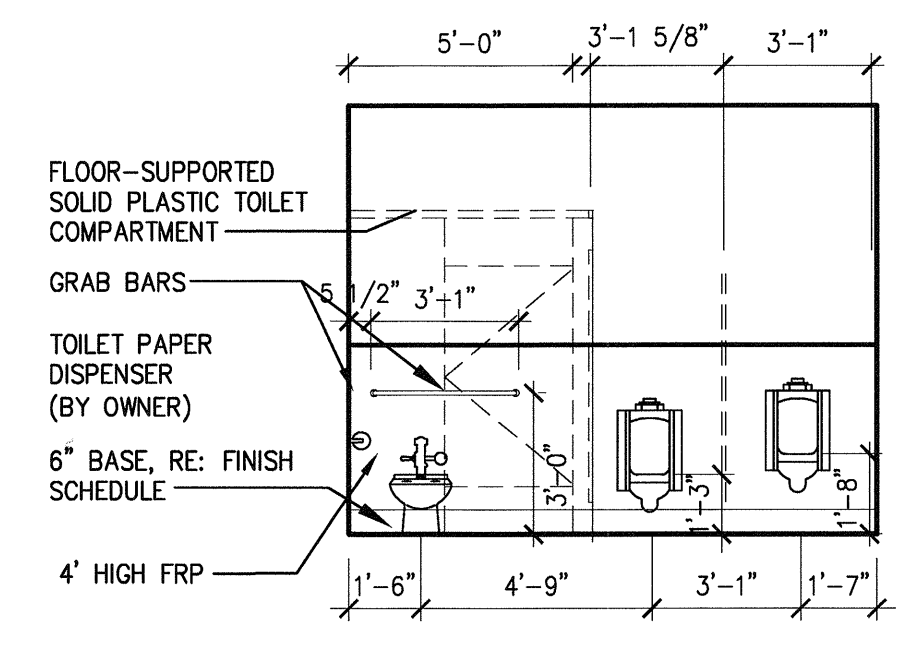


1 INTERIOR ELEVATION RM102
SCALE: 1/4" = 1'-0"

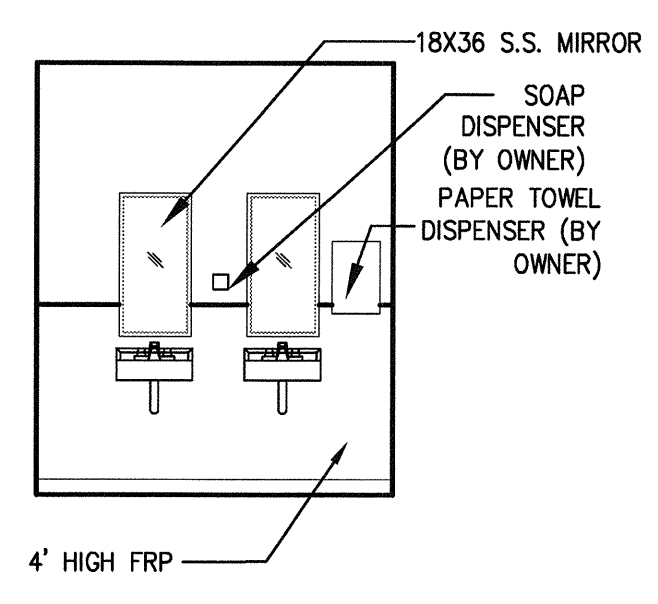
2 INTERIOR ELEVATION RM102
SCALE: 1/4" = 1'-0"



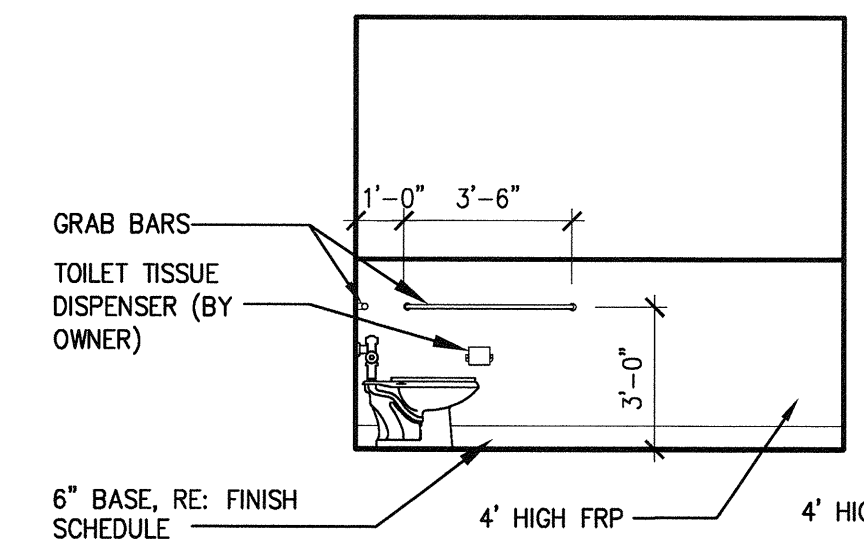
3 RESTROOM RM105
SCALE: 1/4" = 1'-0"



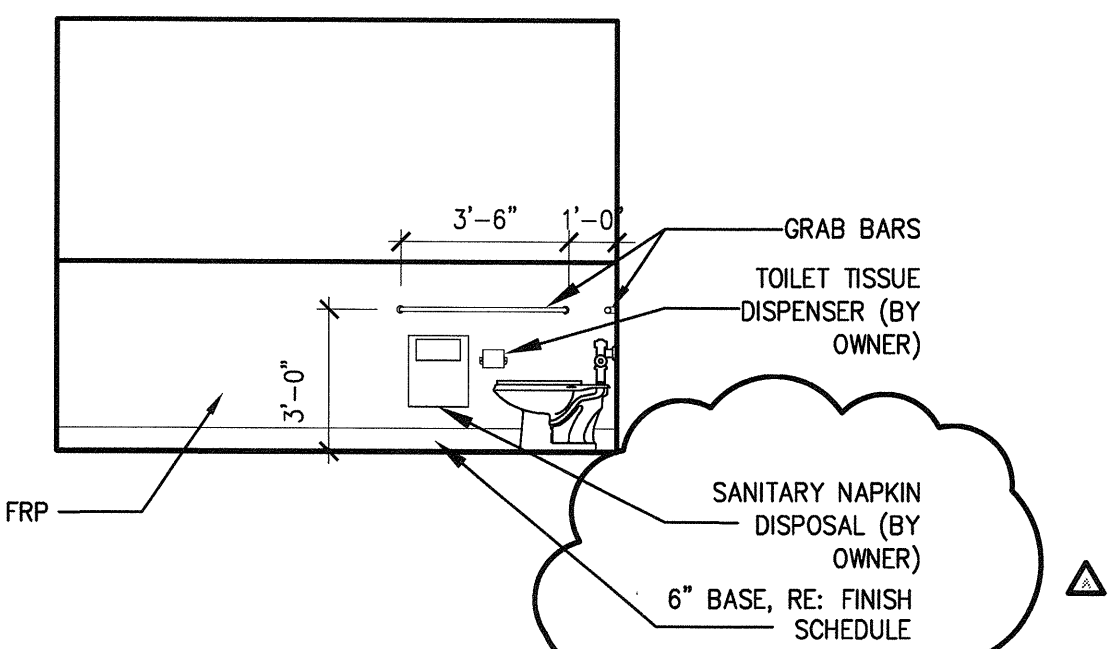
4 RESTROOM RM104
SCALE: 1/4" = 1'-0"



5 INTERIOR ELEVATION RESTROOMS SINKS
SCALE: 1/4" = 1'-0"



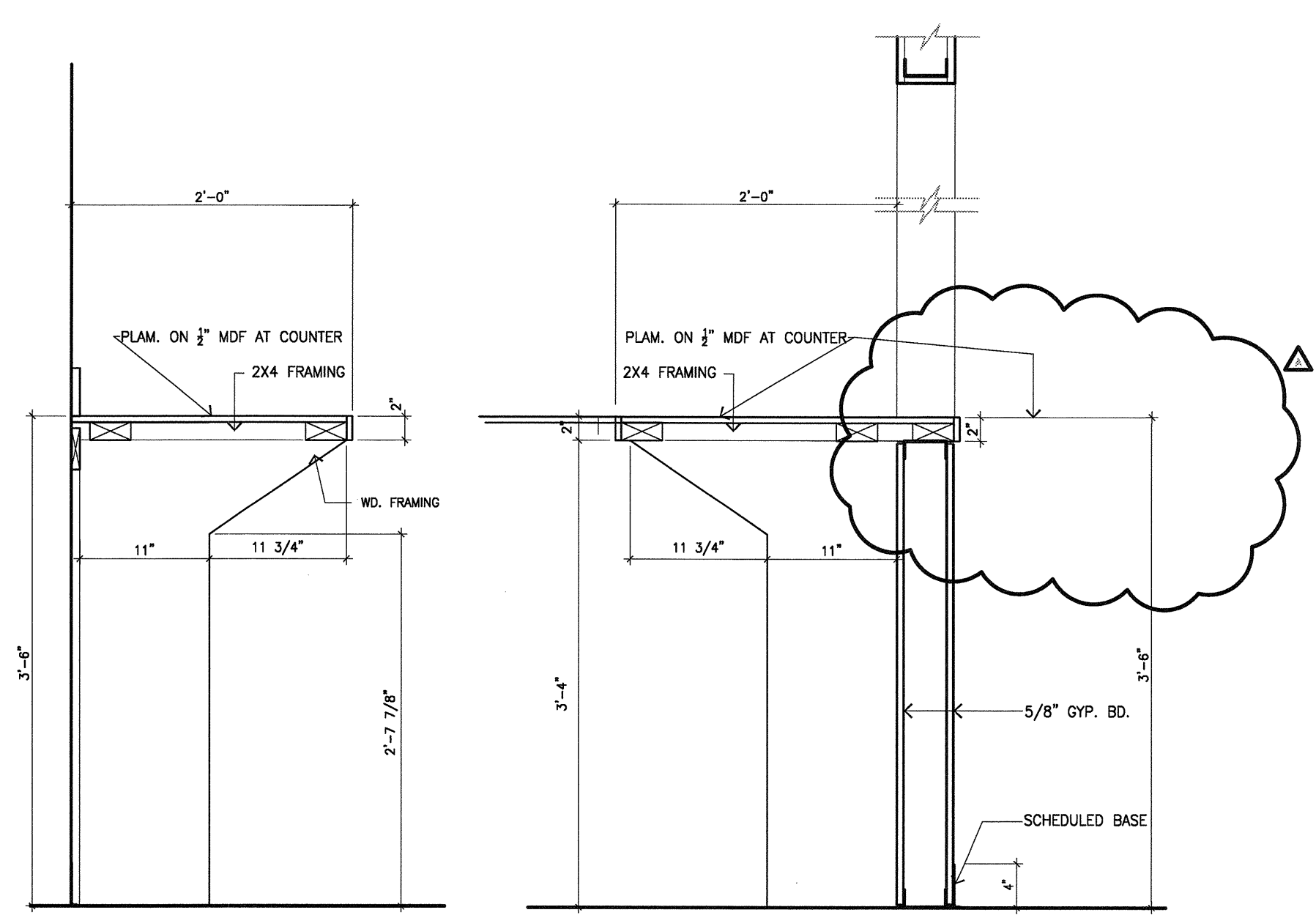
6 RESTROOM RM104
SCALE: 1/4" = 1'-0"



7 RESTROOM RM105
SCALE: 1/4" = 1'-0"

NOTES:

- GENERAL CONTRACTOR TO FIELD VERIFY ALL EXISTING DIMENSIONS, CONDITIONS, DETAILS, ETC. AND REPORT ANY DISCREPANCIES/CONFLICTS TO THE OFFICE OF THE ARCHITECT.
- THE FOLLOWING TOILET ACCESSORIES ARE TO BE FURNISHED BY THE OWNER.
 - A. PAPER TOWEL DISPENSERS
 - B. SOAP DISPENSERS
 - C. TOILET PAPER DISPENSERS
 - D. SANITARY NAPKIN DISPENSERS AND DISPOSALS
- GENERAL CONTRACTOR SHALL COORDINATE THE INSTALLATION OF ALL NECESSARY WOOD BLOCKING IN THE WALL AS REQUIRED. BEHIND ANY WALL MOUNTED ITEM.
- GENERAL CONTRACTOR SHALL INSTALL WOOD BLOCKING BEHIND ALL CABINETS, GRAB BARS, MIRRORS, ETC. IN THE WALLS.



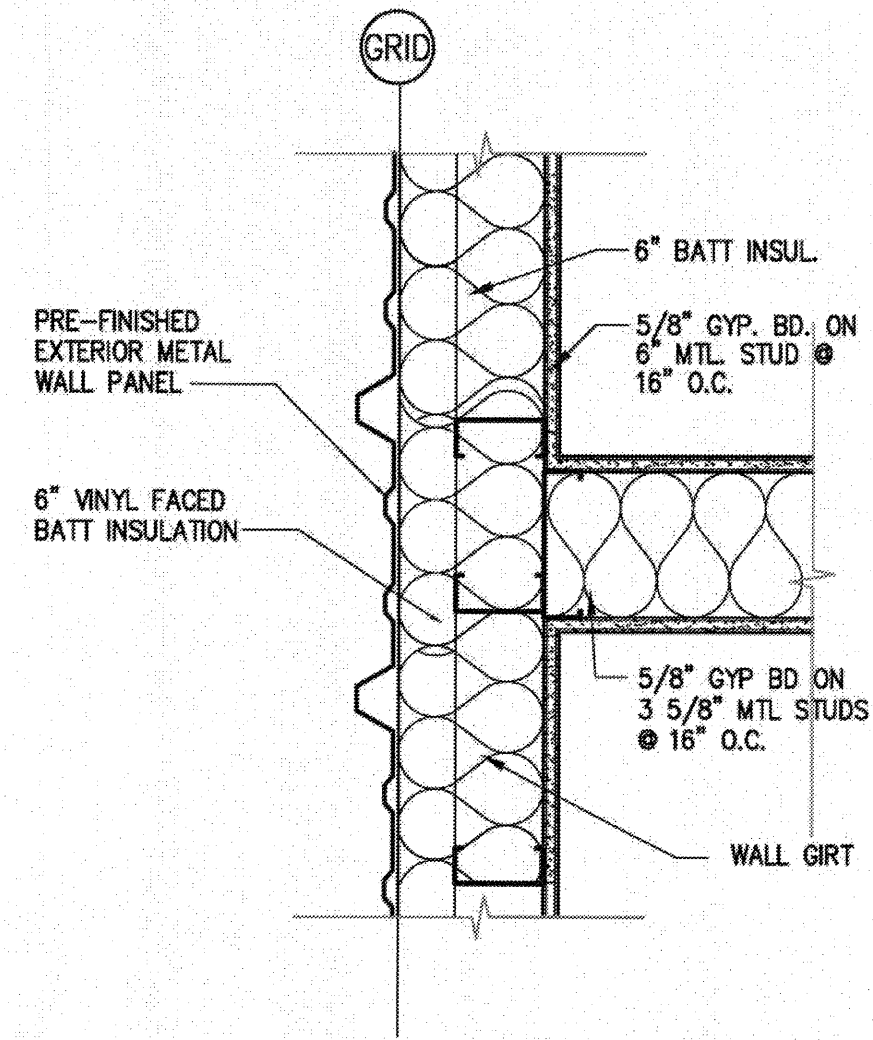
8 KITCHEN CABINETS
SCALE: 1" = 1'-0"

9 KITCHEN CABINETS
SCALE: 1" = 1'-0"

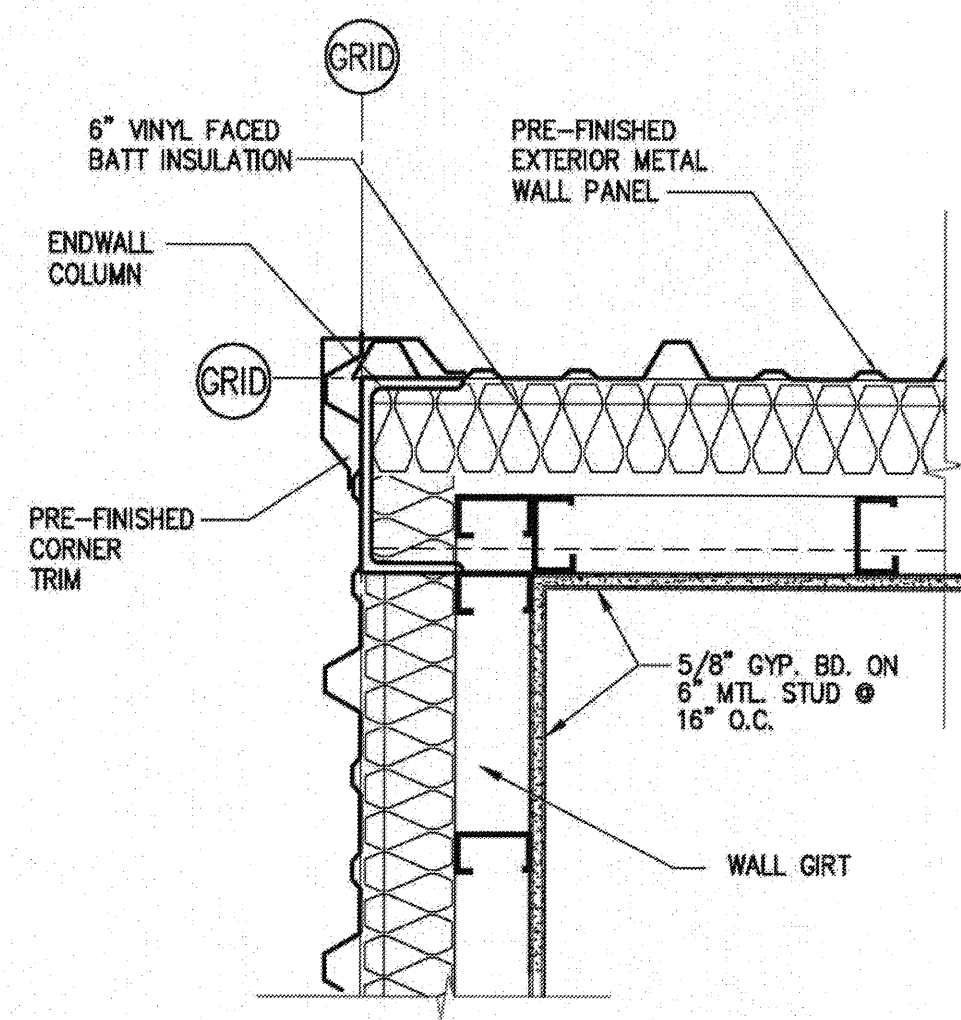
AS-BUILT DRAWINGS

Drawing name: G:\Schimmer\Old Architectural Firm Projects\HSP\HSP Projects-2011\Fort Bend County Barker Park Concession\Drawings\New Folder\A7.1.dwg
DATE: 12/26/12 - 12:10pm mschimmer

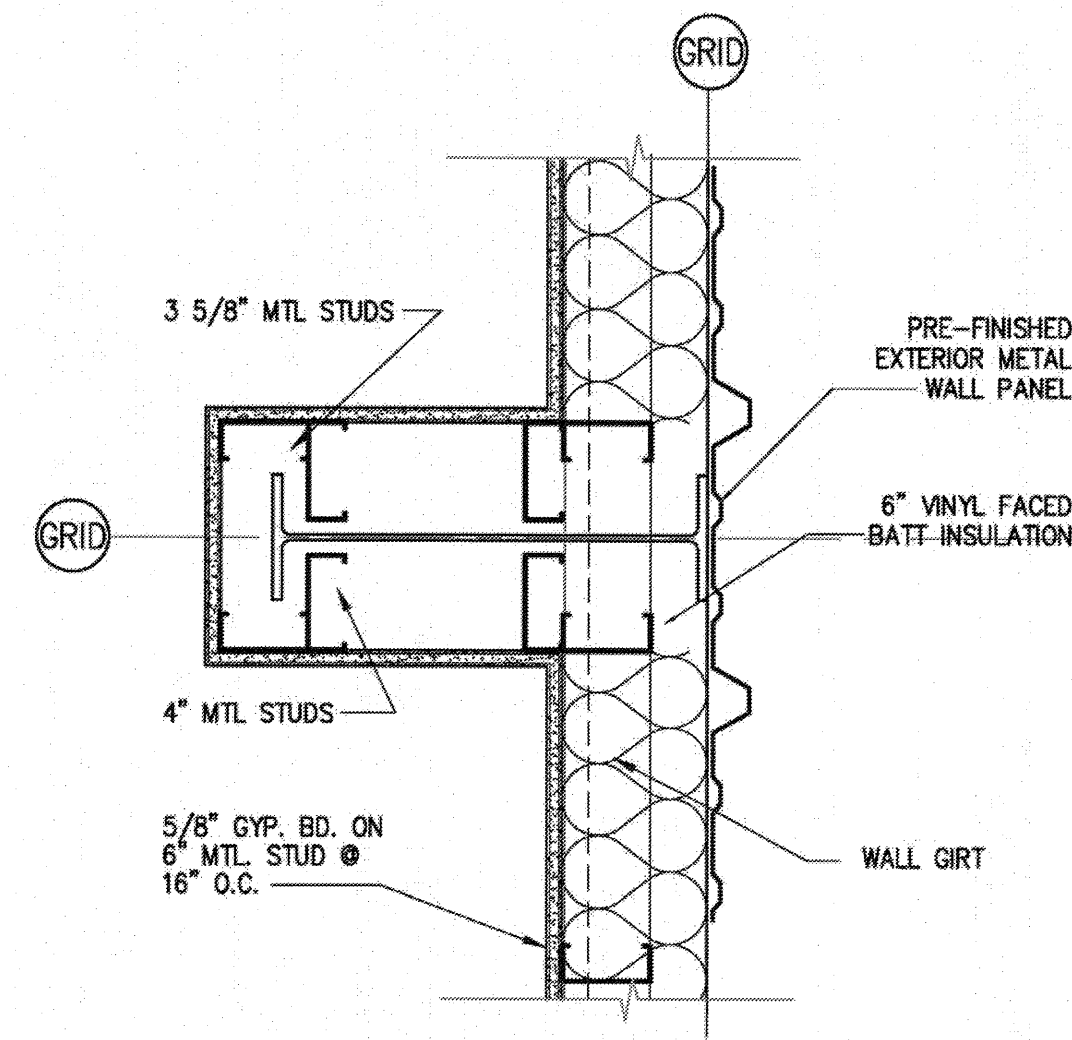
Drawing name: GASchimmer\Old Architectural\Firm Projects\HSP\HSP Projects-2011\Fort Bend County Barker Park Concession\Drawings\CD\A8.1.dwg
 DATE: 6/15/12 - 2:17pm mschimmer



1 DETAIL
 SCALE: 1 1/2" = 1'-0"




2 DETAIL
 SCALE: 1 1/2" = 1'-0"



3 DETAIL
 SCALE: 1 1/2" = 1'-0"

AS-BUILT DRAWINGS




FORT BEND COUNTY
 301 Jackson Street
 Richmond, TX 77469



ROSENBERGER
 CONSTRUCTION
 DESIGN/BUILDER
 ONE Sugar Creek Center Blvd, Suite 400
 Sugar Land, Texas 77478
 Telephone: (281) 207-0700
 Facsimile: (281) 207-0707
 www.rosenbergconstruction.com



ARCHITECT
 1627 Plantation Drive, Suite 200
 Richmond, Texas 77406
 Telephone: (281) 886-1555
 Facsimile: (832) 460-3070
 www.hepaa.com



ISSUE FOR PERMIT
 6-15-12

FORT BEND COUNTY
BARKER RESERVOIR
BASEBALL CONCESSIONS
BUILDING
 18050 WESTHEIMER PARKWAY
 HOUSTON, TX 77082

JOB NO:
 DATE: DECEMBER 29, 2011
 REVISIONS:
 ISSUE FOR PERMIT 6-15-12

DRAWING TITLE
 PLAN DETAILS

A8.1

GENERAL NOTES

THE FOUNDATION IS DESIGNED IN ACCORDANCE WITH THE INTERNATIONAL BUILDING CODE, 2006 EDITION. THE DESIGN LOADS ARE AS FOLLOWS:

ROOF LIVE LOAD 20 PSF
WIND LOAD PER CODE SECTION 1609

THE FOUNDATION IS DESIGNED FOR A BASIC WIND SPEED OF 110 MPH (3 SECOND GUST) EXPOSURE "B", IMPORTANCE FACTOR 1.0. REFER TO SECTION 1609 OF THE INTERNATIONAL BUILDING CODE FOR THE APPLICABLE COEFFICIENTS TO DETERMINE THE ACTUAL WIND PRESSURES ON THE VARIOUS STRUCTURAL COMPONENTS.

THE FOUNDATION FOR THE STRUCTURE HAS BEEN DESIGNED BASED ON THE RECOMMENDATIONS OF THE GEOTECHNICAL ENGINEER, RABA KISTNER CONSULTANTS, INC., AS PRESENTED IN THEIR REPORT NUMBER AH411-023-00 AND DATED MAY 29, 2012. THE FOLLOWING ALLOWABLE BEARING PRESSURES WERE USED TO PROPORTION THE FOUNDATION AT A DEPTH OF TWO (2) FEET BELOW EXISTING NATURAL GRADE.

TOTAL LOAD 2,000 PSF

ANY FOUNDATION CONDITIONS WHICH DIFFER FROM THOSE DESCRIBED IN THE GEOTECHNICAL REPORT SHALL BE REPORTED IMMEDIATELY TO THE STRUCTURAL ENGINEER.

PRINCIPAL OPENINGS ARE SHOWN ON THE DRAWINGS. REFER TO ARCHITECTURAL, MECHANICAL, ELECTRICAL AND PLUMBING DRAWINGS FOR SLEEVES, CURBS, INSERTS, SMALL OPENINGS, ETC.

PROVIDE CRACK CONTROL JOINTS AT SLAB ON GRADE AREAS AS SHOWN ON STRUCTURAL DRAWINGS. REFER TO SHEET S2.0 FOR TYPICAL JOINT DETAILS.

CONCRETE IN THE FOLLOWING AREAS SHALL HAVE NATURAL SAND FINE AGGREGATES, NORMAL WEIGHT COARSE AGGREGATES CONFORMING TO ASTM C33, TYPE I PORTLAND CEMENT, AND SHALL HAVE THE FOLLOWING DESIGNATED COMPRESSIVE STRENGTH (f'_c) IN 28 DAYS:

GRADE BEAMS AND PLINTHS 3000 PSI
SLAB ON GRADE 3000 PSI (MAX W/C RATIO=0.50)

FIRST FLOOR SLAB THICKNESS SHALL BE AS NOTED ON PLAN AND REINFORCED WITH NUMBER 3 BARS AT 16" O.C. EACH WAY. REFER TO TYPICAL SLAB ON GRADE CONTROL JOINT DETAILS FOR REINFORCEMENT PLACEMENT, ETC. SLAB SHALL BE CAST ON A BELOW SLAB MEMBRANE ON A STABILIZED COMPACTED SUB-GRADE. THE SUBGRADE SHALL BE PREPARED AS SPECIFIED IN THE GEOTECHNICAL REPORT, RESULTING IN A POTENTIAL VERTICAL RISE OF 1.0 INCH.

CORNER BARS SHALL BE PROVIDED AT ALL GRADE BEAM CORNERS AND INTERSECTIONS. BARS SHALL BE PLACED TOP AND BOTTOM AND SHALL BE 4 FOOT LONG BENT 90 DEGREES AT THE CENTER AND SIZED TO MATCH THE GRADE BEAM REINFORCING.

CONCRETE REINFORCING BARS SHALL CONFORM TO ASTM A615, GRADE 60. NUMBER THREE BARS MAY CONFORM TO ASTM A615, GRADE 40.

WELDED WIRE FABRIC SHALL CONFORM TO ASTM A185. FABRIC SHALL BE LAPPED TWO MESHES AT ALL SPLICES, UNLESS NOTED.

REINFORCEMENT DESIGNATED AS "CONTINUOUS" SHALL LAP 36 BAR DIAMETERS AT SPLICES, UNLESS NOTED OTHERWISE.

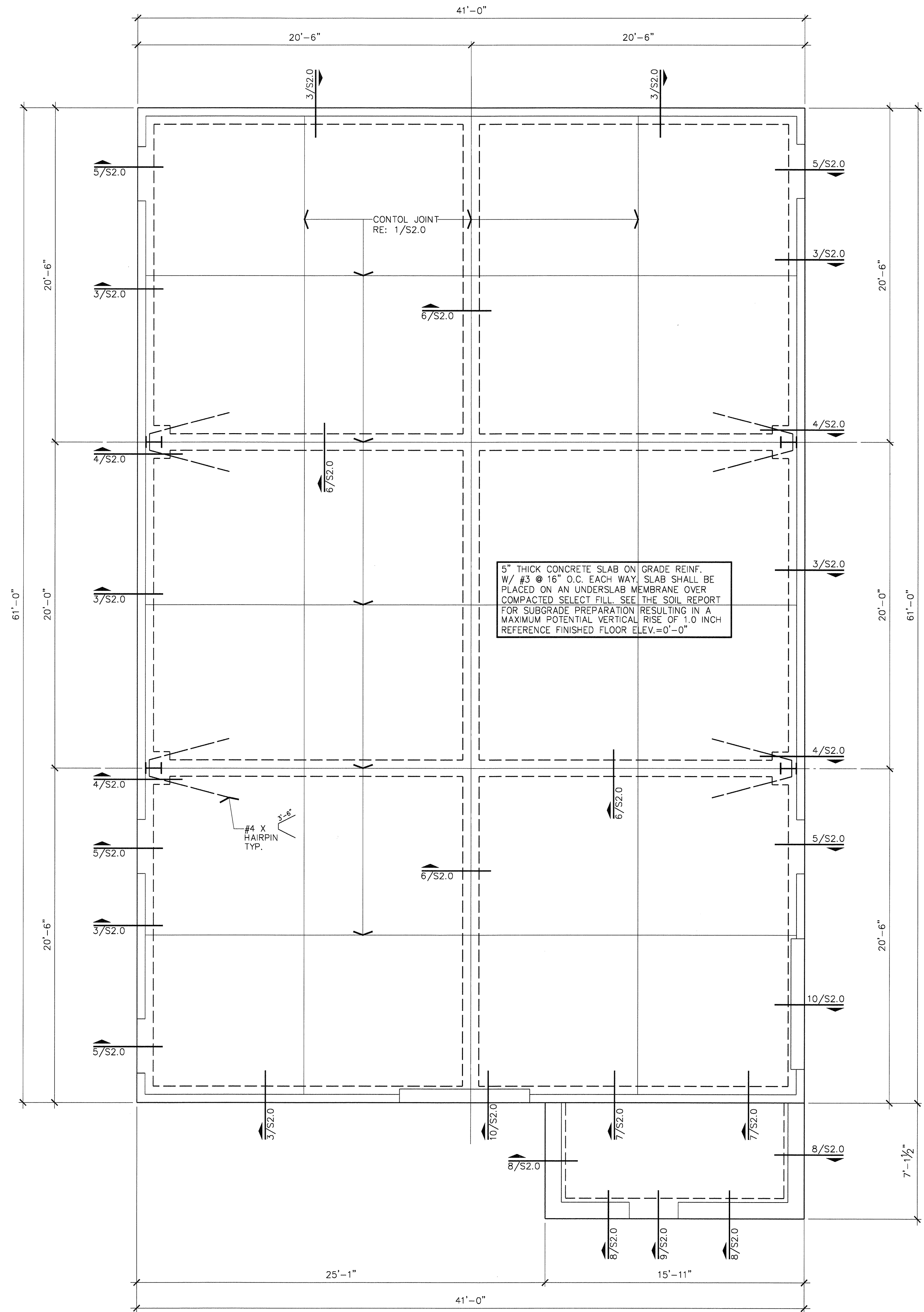
REINFORCING BARS MAY NOT BE WELDED WITHOUT THE APPROVAL OF THE STRUCTURAL ENGINEER.

DETAILING OF CONCRETE REINFORCEMENT AND ACCESSORIES SHALL BE IN ACCORDANCE WITH THE RECOMMENDATIONS OF THE AMERICAN CONCRETE INSTITUTE STANDARDS ACI 301-02. MIXING, TRANSPORTING, PLACING AND CURING OF CONCRETE SHALL BE IN ACCORDANCE WITH ACI 301-02.

CONCRETE COVER PROTECTION FOR REINFORCEMENT SHALL CONFORM TO THE REQUIREMENTS OF ACI 318-02, SECTION 7.7.

HORIZONTAL JOINTS WILL NOT BE PERMITTED IN CONCRETE CONSTRUCTION, EXCEPT AS SHOWN ON THE STRUCTURAL DRAWINGS. ALL CONSTRUCTION JOINTS SHALL BE MADE WITH A VERTICAL BULKHEAD AND KEY WAY AT LOCATIONS APPROVED BY THE STRUCTURAL ENGINEER.

METAL BUILDING MANUFACTURER/DESIGNER SHALL DESIGN THE SUPERSTRUCTURE FOR THE APPROPRIATE CODE PRESCRIBED GRAVITY AND WIND LOADS. THE BASES OF THE RIGID FRAME COLUMNS SHALL BE DESIGNED AS "PINNED" BASES WITHOUT SIGNIFICANT MOMENTS BEING TRANSFERRED TO THE FOUNDATION. METAL BUILDING SHOP DRAWINGS INDICATING ALL REACTIONS ON THE FOUNDATION SHALL BE SUBMITTED TO THE STRUCTURAL ENGINEER FOR APPROVAL PRIOR TO FABRICATION AND COMMENCEMENT OF FOUNDATION EXCAVATION. ANCHOR BOLT SETTING PLANS AND BASE PLATE SIZES SHALL ALSO BE INCLUDED IN THIS SUBMITTAL.




FOUNDATION PLAN

SCALE: 1/4"=1'-0"

REFERENCE NOTES:

1. DETAILS ARE REFERENCED TO SHEET NUMBERS
2. TOP OF CONCRETE SLAB ELEVATION EQUALS REFERENCE ELEVATION 0'-0" EQUALS ACTUAL FIN. FLR. ELEVATION. RE: CIVIL FOR ACTUAL FIN. FLOOR ELEVATIONS.

AS-BUILT DRAWINGS



BIHNER CHEN
Engineering, Ltd.

4308 WEST LITTLE YORK ROAD
HOUSTON, TEXAS 77060 (713)969-1955
TEXAS REGISTRATION NO. F-30445
© BIHNER CHEN Engineering, LTD. 2007

FORT BEND COUNTY

BARKER RESERVOIR
BASEBALL CONCESSIONS
BUILDING


18050 WESTHEIMER PARKWAY
HOUSTON, TX 77082

ISSUE/REVISION:
FOR CONSTRUCTION

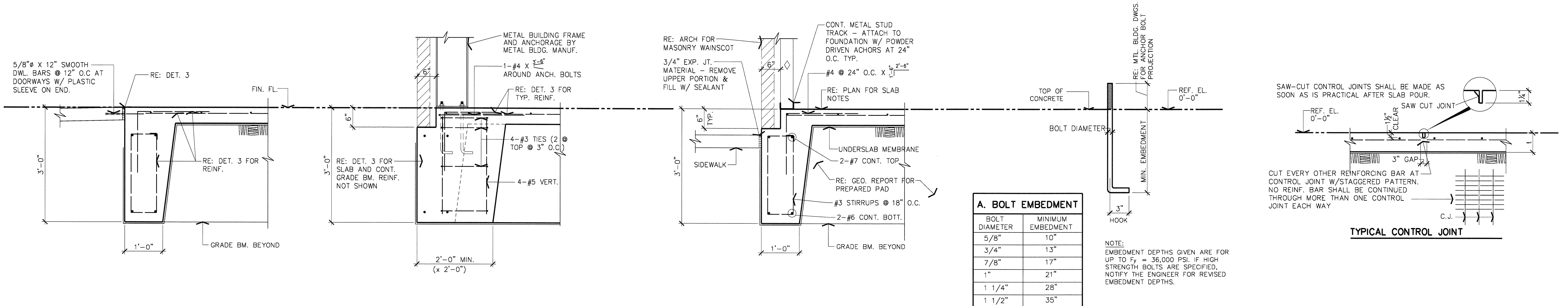
DATE:
06-15-12

TITLE:
GENERAL NOTES /
FOUNDATION PLAN

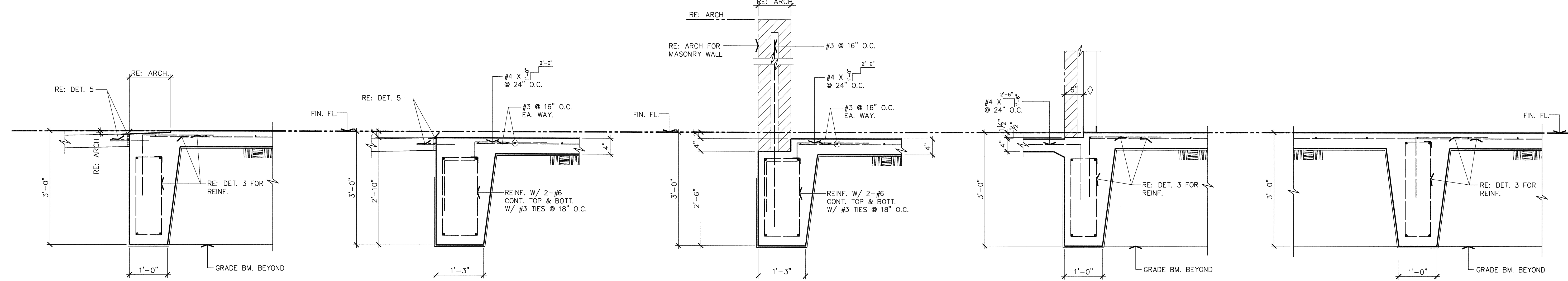
DRAWING:
S1.0



BIHER CHEN
Engineering, LLC
6308 WEST LITTLE YORK ROAD
HOUSTON, TEXAS 77060 (713)960-5555
TEXAS REGISTRATION NO. F-30445
© BIHER CHEN Engineering, LTD. 2017



5 SECTION 4 SECTION 3 SECTION 2 TYPICAL ANCHOR BOLT DETAIL 1 TYPICAL CONTROL JOINT



10 SECTION 9 SECTION 8 SECTION 7 SECTION 6 SECTION

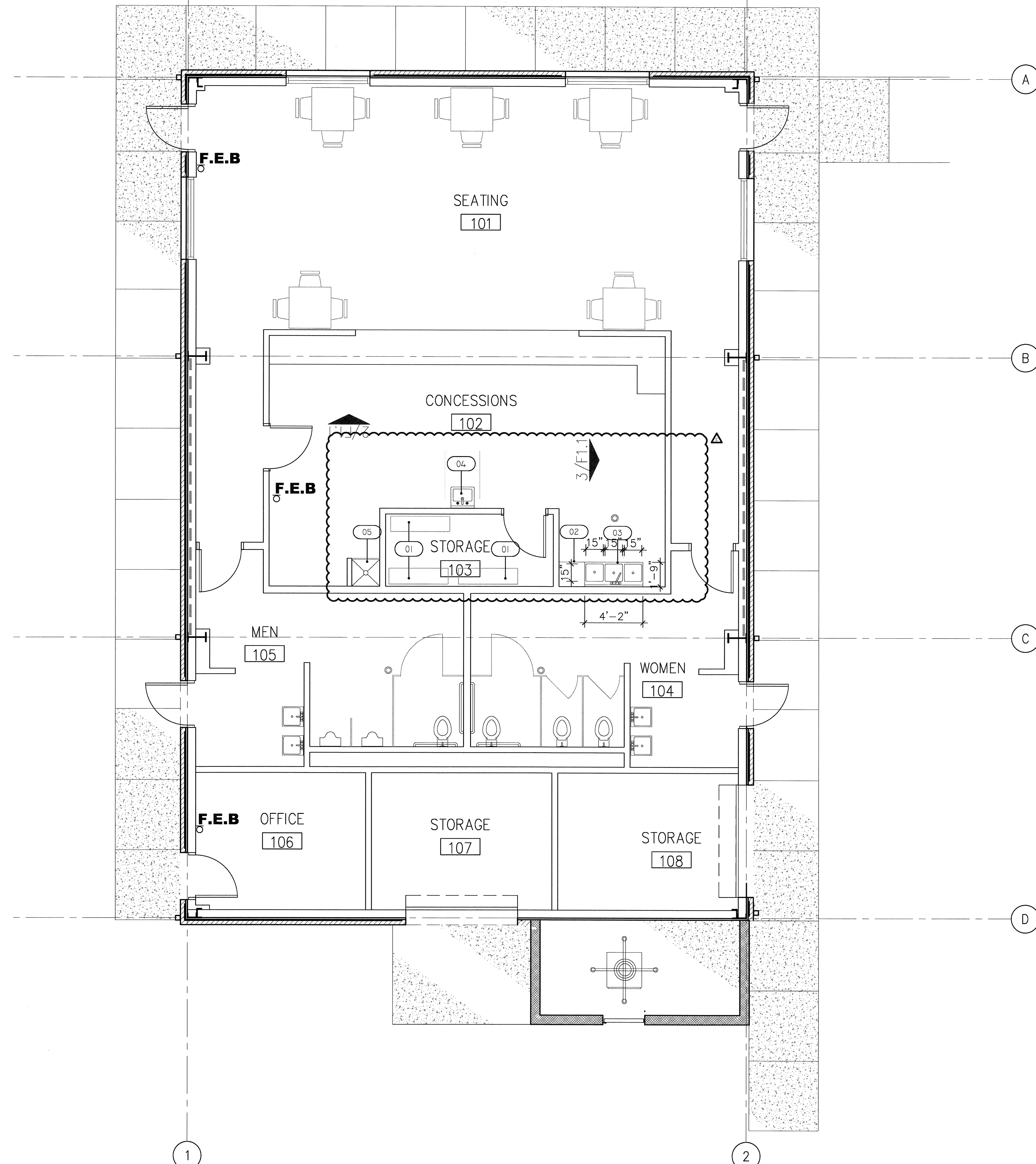
AS-BUILT DRAWINGS

FORT BEND COUNTY
BARKER RESERVOIR
BASEBALL CONCESSIONS
BUILDING
18050 WESTHEIMER PARKWAY
HOUSTON, TX 77062

ISSUE/REVISION: FOR CONSTRUCTION	
DATE: 06-15-12	
TITLE: SECTIONS	
DRAWING: S2.0	

Drawing name: G:\Schimmer\Old Architectural Firm Projects\HSP\HSP Projects-2011\Fort Bend County Banker Park Concession\drawings\New folder\F1.1.dwg
 DATE: 1/02/13 - 9:33pm mschimmer

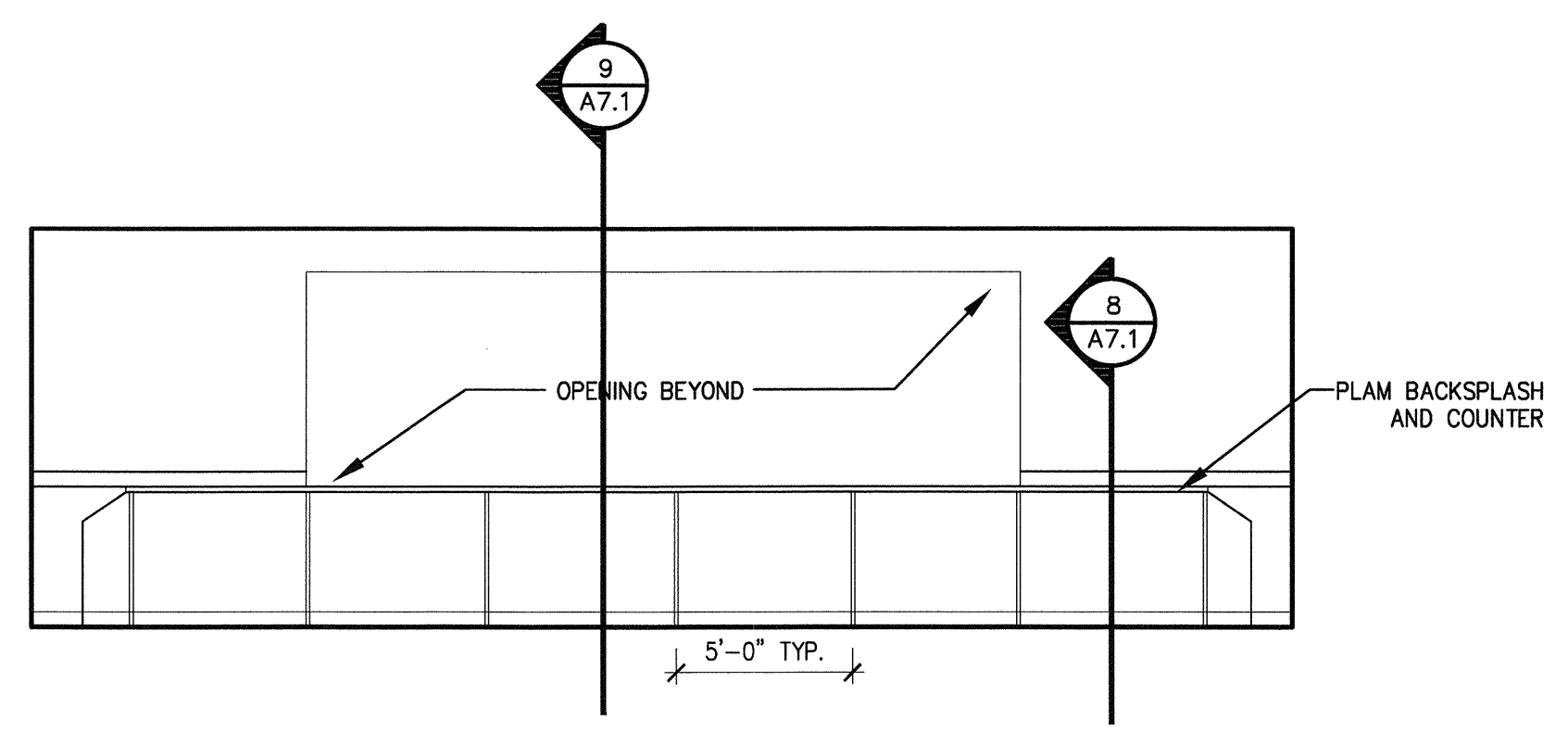
1 FOOD SERVICE PLAN
 SCALE: 1/4"=1'-0"



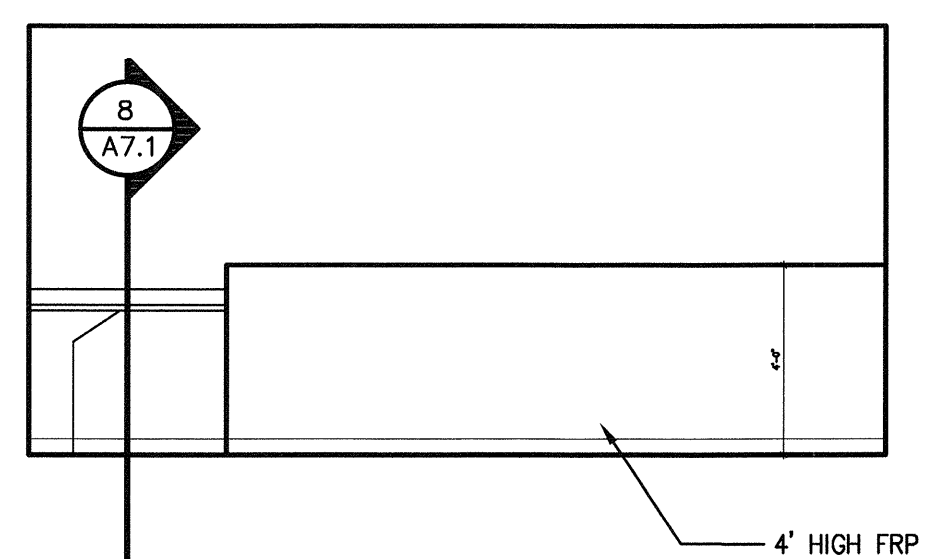
FOODSERVICE EQUIPMENT SCHEDULE

NO.	DESCRIPTION
01	INDUSTRIAL WIRE STORE SHELVING
02	DRAIN BOARD
03	ADVANCE TABCO #FB-3-1515-12 NSF RATED THREE COMPARTMENT SINK
04	REGENCY SEHS17 17"X15" NSF RATED STAINLESS STEEL WALL MOUNT HANDSINK
05	FIAT MSB2424; 24"X24" FLOOR MOUNTED MOP SINK

ALL SINKS WILL BE TIED TO GREASE TRAP; REFER TO PLUMBING PLANS
 THERE WILL BE NO REFRIGERATED ITEMS ON SITE.




2 INTERIOR ELEVATION
 SCALE: 1/4"=1'-0"



3 INTERIOR ELEVATION
 SCALE: 1/4"=1'-0"

AS-BUILT DRAWINGS



FORT BEND COUNTY
 301 Jackson Street
 Richmond, TX 77469

ROSENBERG CONSTRUCTION
 DESIGN/BUILDER
 ONE Sugar Creek Center Blvd., Suite 400
 Sugar Land, Texas 77478
 Telephone: (281) 207-0700
 Facsimile: (281) 207-0707
 www.rosenbergconstruction.com

HSP partners
 ARCHITECT
 1627 Plantation Drive, Suite 200
 Richmond, Texas 77406
 Telephone: (281) 686-1555
 Facsimile: (832) 460-3070
 www.hspaa.com

FORT BEND COUNTY
 BARKER RESERVOIR
 BASEBALL CONCESSIONS
 BUILDING
 18050 WESTHEIMER PARKWAY
 HOUSTON, TX 77082

JOB NO:
 DATE: DECEMBER 29, 2011

REVISIONS:

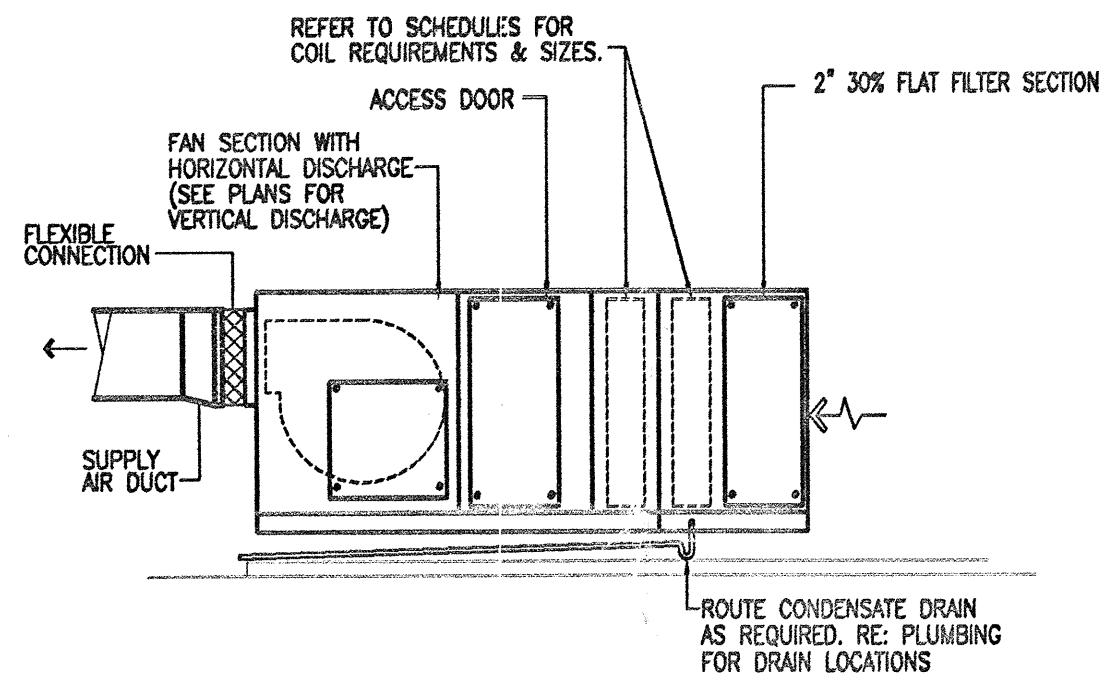
PERMIT REVISIONS	8-3-12
PERMIT REVISIONS	9-25-12
PERMIT REVISIONS	11-21-12
PERMIT REVISIONS	12-26-2012
PERMIT REVISIONS	1-2-2013

DRAWING TITLE
 FOOD SERVICE PLAN

F1.1

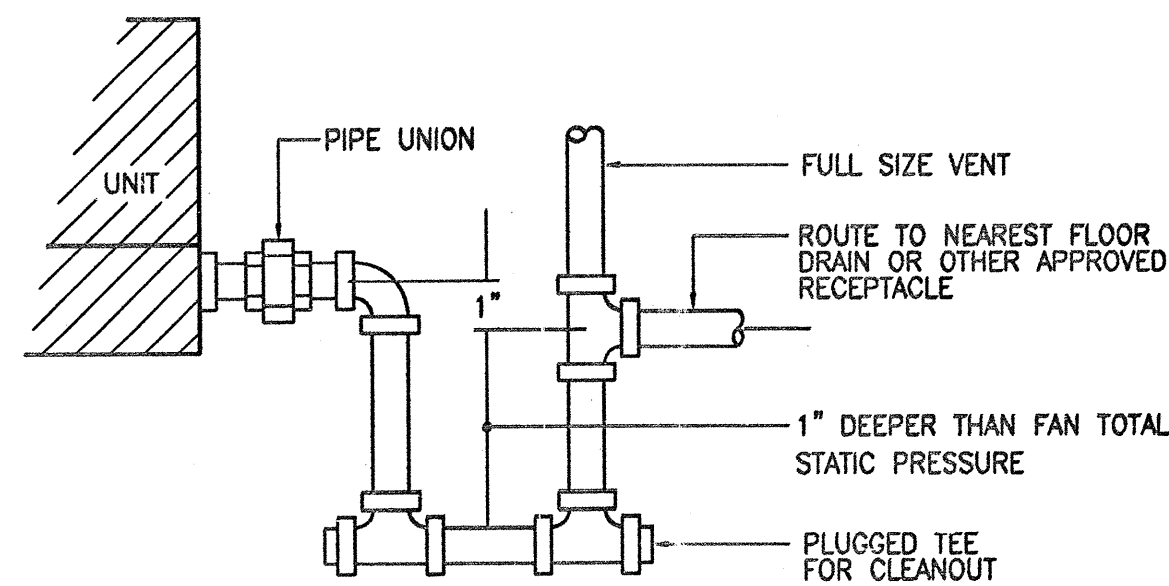
GENERAL NOTES:

1. MECHANICAL CONTRACTOR SHALL ACQUIRE ALL NECESSARY PERMITS.
2. WORK UNDER THIS CONTRACT WILL INCLUDE A COMPLETE, OPERATIONAL HEATING VENTILATING, AND AIR CONDITIONING SYSTEM.
3. CONTRACTOR SHALL GUARANTEE ALL EQUIPMENT, MATERIALS, AND LABOR FOR A PERIOD OF ONE YEAR. ALL COMPRESSORS SHALL HAVE AN ADDITIONAL FOUR YEAR, PARTS ONLY WARRANTY.
4. ALL AIR CONDITIONING EQUIPMENT TO BE MANUFACTURED BY CARRIER, TRANE, LENNOX, OR EQUAL.
5. UNITS TO BE ELECTRIC COOLING AND ELECTRIC HEATING, AS SCHEDULED.
6. AIR HANDLING EQUIPMENT WILL HAVE SMOKE DETECTORS IN RETURN AIR DUCTS OR AS REQUIRED BY MECHANICAL OR FIRE CODE, WHICHEVER IS MORE STRINGENT.
7. METAL DUCT TO BE EITHER EXTERNALLY WRAPPED 1-1/2" R-6 1.5 LBS. @ OFFICE DUCTWORK OR TO BE INTERIOR LINED WITH 1-1/2" R-6.
8. ALL DUCTWORK SHALL BE CONSTRUCTED AND INSTALL PER "SMACNA" STANDARDS FOR LOW PRESSURE, 1" w. g., OR HIGH PRESSURE.
9. DUCTWORK TO INCLUDE ALL TURNING VANES, SPLITTER DAMPERS, VOLUME DAMPERS, AND OTHER ACCESSORIES NECESSARY TO COMPLETELY BALANCE THE AIR DISTRIBUTION SYSTEM.
10. ROUND SUPPLY AIR SHEETMETAL DUCTWORK TO BE INSULATED, EXTERNALLY WITH 2" FOIL-BACKED FIBERGLASS INSULATION (R-5.6).
11. FLEXIBLE DUCTWORK TO GRILLES NOT TO EXCEED 6'-0", AND SHALL BE RATED FOR A VELOCITY OF 4,000 fpm, AND A STATIC PRESSURE OF 6" w. g.
12. CONTROL WIRING TO BE PROVIDED BY MECHANICAL CONTRACTOR.
13. LOW-VOLTAGE PROGRAMMABLE THERMOSTATS LOCATIONS TO BE APPROVED PRIOR TO INSTALLATION.
14. N/A
15. WITHIN 90 DAYS AFTER THE DATE OF SYSTEM ACCEPTANCE, RECORD DRAWINGS OF THE ACTUAL INSTALLATION SHALL BE PROVIDED TO THE BUILDING OWNER OR THE DESIGNATED REPRESENTATIVE OF THE BUILDING OWNER. RECORD DRAWINGS SHALL INCLUDE AS A MINIMUM THE LOCATION AND PERFORMANCE DATA ON EACH PIECE OF EQUIPMENT, GENERAL CONFIGURATION OF DUCT AND PIPE DISTRIBUTION SYSTEMS INCLUDING SIZES AND THE TERMINAL AIR OR WATER FLOW RATES.
16. OPERATING AND MAINTENANCE MANUALS SHALL BE PROVIDED TO THE BUILDING OWNER OR THE DESIGNATED REPRESENTATIVE OF THE BUILDING OWNER WITHIN 90 DAYS AFTER THE DATE OF SYSTEM ACCEPTANCE. THESE MANUALS SHALL BE IN ACCORDANCE WITH INDUSTRY STANDARD - ACCEPTED STANDARDS AND SHALL INCLUDE AT A MINIMUM THE FOLLOWING:
 - a) SUBMITTAL DATA STATING EQUIPMENT SIZE AND SELECTED OPTIONS FOR EACH PIECE OF EQUIPMENT REQUIRING MAINTENANCE.
 - b) OPERATIONAL MANUALS AND MAINTENANCE MANUALS FOR EACH PIECE OF EQUIPMENT REQUIRING MAINTENANCE, EXCEPT EQUIPMENT NOT FURNISHED AS PART OF THE PROJECT. REQUIRED ROUTINE MAINTENANCE ACTIONS SHALL BE CLEARLY IDENTIFIED.
 - c) NAMES AND ADDRESSES OF AT LEAST ONE SERVICE AGENCY.
 - d) HVAC CONTROLS SYSTEM MAINTENANCE AND CALIBRATION INFORMATION INCLUDING WIRING DIAGRAMS, SCHEMATICS AND CONTROL SEQUENCE DESCRIPTIONS, DESIRED OR FIELD DETERMINED SET-POINTS SHALL BE PERMANENTLY RECORDED ON CONTROL DRAWINGS, AT CONTROL DEVICES OR FOR DIGITAL SYSTEMS IN PROGRAMMING COMMENTS.
 - e) A COMPLETE NARRATIVE OF HOW EACH SYSTEM IS INTENDED TO OPERATE, INCLUDING SUGGESTED SET-POINTS.
17. ALL HVAC SYSTEMS SHALL BE BALANCED IN ACCORDANCE WITH GENERALLY ACCEPTED ENGINEERING STANDARDS. A WRITTEN BALANCE REPORT SHALL BE PROVIDED TO THE OWNER OR THE DESIGNATED REPRESENTATIVE OF THE BUILDING OWNER FOR HVAC SYSTEMS SERVING ZONES WITH A TOTAL CONDITIONED AREA EXCEEDING 5000 SQUARE FEET. SECTION 8.7.2.3.1-2009 IECC.
18. PROVIDE A 7 DAY PROGRAMMABLE T-STAT FOR EACH ZONE WITH SET BACK CAPABILITY & DEAD BAND OF 5 DEGREES IN ACCORDANCE WITH 2009 IECC.



AHU DETAIL

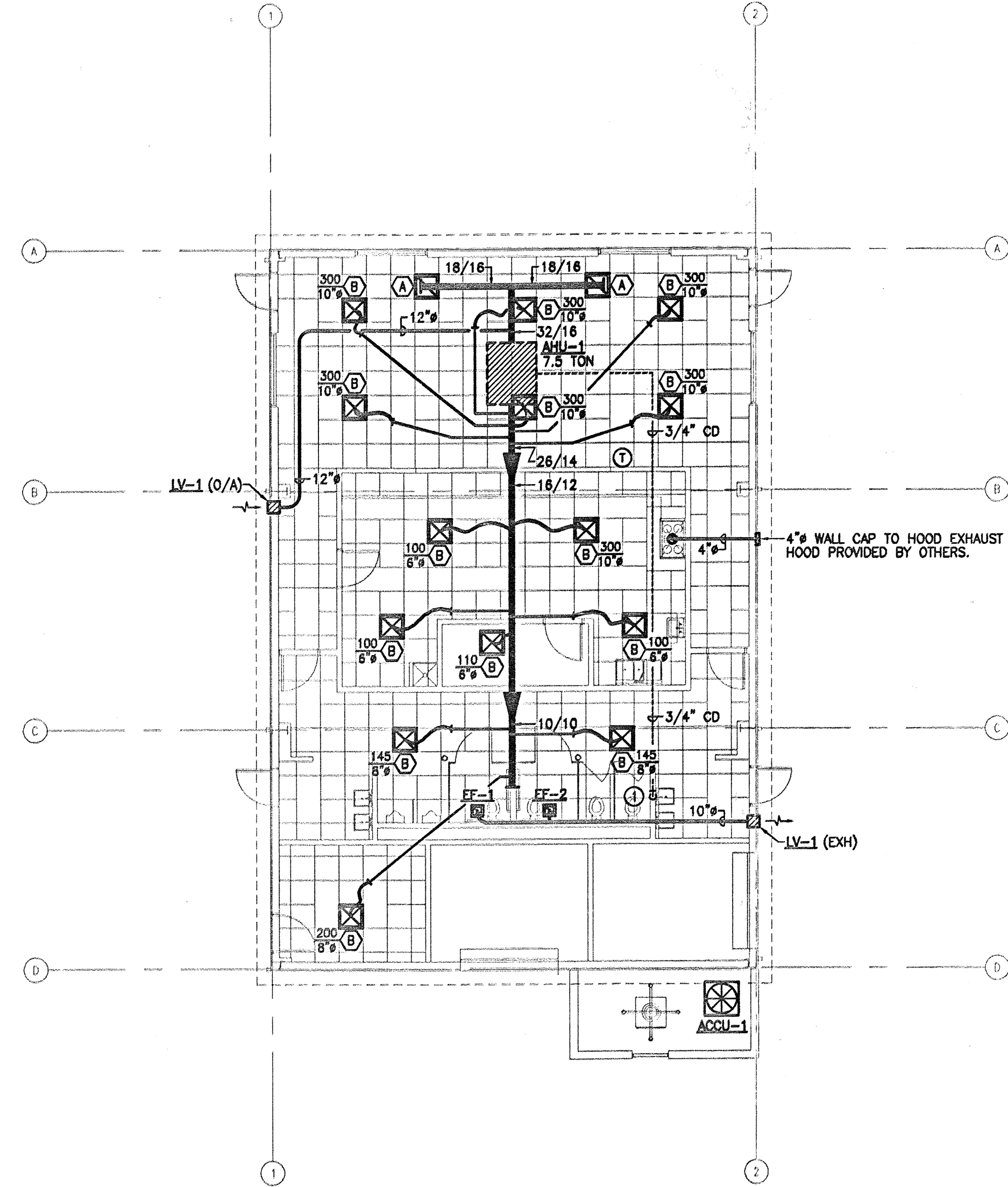
NO SCALE



NOTE: SEE SPECIFICATIONS FOR TYPE OF PIPE & INSULATION REQUIREMENTS

CONDENSATE DRAIN DETAIL


NO SCALE



MECHANICAL KEYED NOTES:

- ① 3/4" CONDENSATE TO TERMINATE AT WOMENS LAVATORY.

1 REFLECTED CEILING PLAN - MECHANICAL
SCALE: 1/8" = 1'-0"



FORT BEND COUNTY
301 Jackson Street
Richmond, TX 77469



ROSENBERGER CONSTRUCTION
DESIGN/BUILDER
ONE Sugar Creek Center Blvd, Suite 400
Sugar Land, Texas 77478
Telephone: (281) 207-0700
Facsimile: (281) 207-0707
www.rosenbergerconstruction.com



HSPartners
ARCHITECT
1627 Plantation Drive, Suite 200
Richmond, Texas 77406
Telephone: (281) 886-1555
Facsimile: (832) 450-3070
www.hspaa.com



Air Conditioning & Heating, L.L.C.
1714 NORTH GARDNER BOULEVARD, SUITE 7707
HOUSTON, TEXAS 77058
TEL: 713-656-7900 FAX: 713-656-4797

**FORT BEND COUNTY
BARKER RESERVOIR
BASEBALL CONCESSIONS
BUILDING**
18050 WESTHEIMER PARKWAY
HOUSTON, TX 77082

AS BUILT

AS-BUILT DRAWINGS

JOB NO:	
DATE:	DECEMBER 29, 2011
REVISIONS:	

DRAWING TITLE
MECHANICAL PLAN

M1.1

SPLIT SYSTEM AIR CONDITIONING UNIT SCHEDULE															
DESIGNATION	MANUFACTURER	MODEL	TONAGE	CFM	O AIR	E.E.R	SP	TOTAL CAPACITY	SENS. CAPACITY	EAT DB/WB	KW HEAT	VOLT-PH	MCA	MOCP	NOTES
AHU-1	TRANE	TWE090	7.5 TON	3,000	626	-	0.1	94 MBH	72 MBH	80/67	25 KW	480-3	40	45	-
ACCU-1	TRANE	TTA090	7.5 TON	-	-	11	-	94 MBH	72 MBH	-	-	480-3	18	25	-

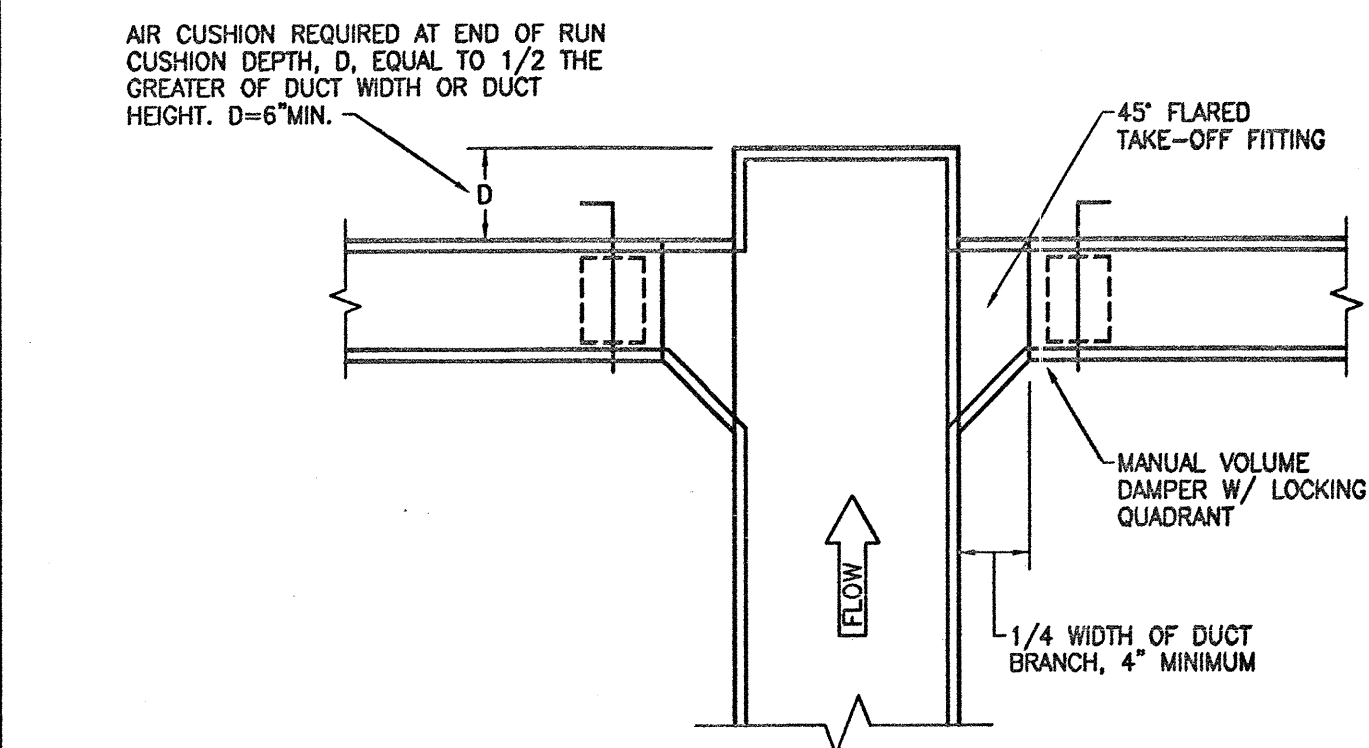
AIR DEVICE SCHEDULE							
DESIGNATION	MANUFACTURER	MODEL	MOUNTING TYPE	SIZE	TYPE	CONSTRUCTION	NOTES
(A)	KRUEGER	6290	LAY IN	24" X 24"	RETURN	STEEL	PERFORATED RETURN AIR
(B)	KRUEGER	1400	LAY IN	24" X 24"	SUPPLY	STEEL	LOUVERED PATTERN DIFFUSER, WITH ROUND NECK

FAN SCHEDULE										
DESIGNATION	MANUFACTURER	MODEL	CFM	S.P.	RPM	WATTS	VOLT-PH	TYPE	NOTES	SERVES/REMARKS
EF-1	BROAN	L150	150	0.125	710	-	115-1	CEILING	2	RESTROOM
EF-2	BROAN	L150	150	0.125	710	-	115-1	CEILING	2	RESTROOM

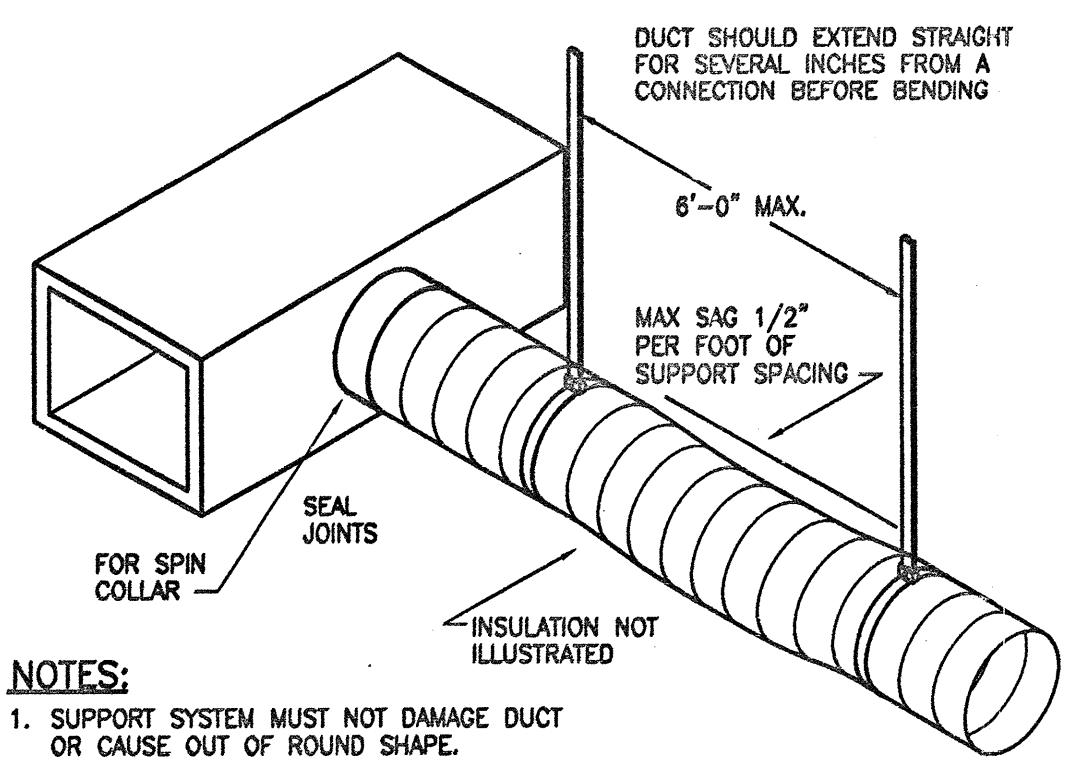
NOTES:
 1. ROOF MOUNTED 3. WALL MOUNTED
 2. CEILING MOUNTED 4. MOTORIZED DAMPER

LOUVER SCHEDULE					
DESIGNATION	MANUFACTURER	MODEL	SIZE	FREE AREA	REMARKS
LV-1	POTTORFF	CWL	12" X 12"	-	MOUNT PER DRAWINGS, ALUMINUM MILL FINISH, BIRD SCREEN

Outdoor Air Requirements For Ventilation Per International Energy Conservation Code Requirements			
Office Area			
Cafeteria	1,261 SQ. FT.	X .25 =	316 CFM
General Office	122 SQ. FT.	X .08 =	10 CFM
6 Total Water Closets / Urinals		X 50 =	300 CFM
TOTAL			626 CFM

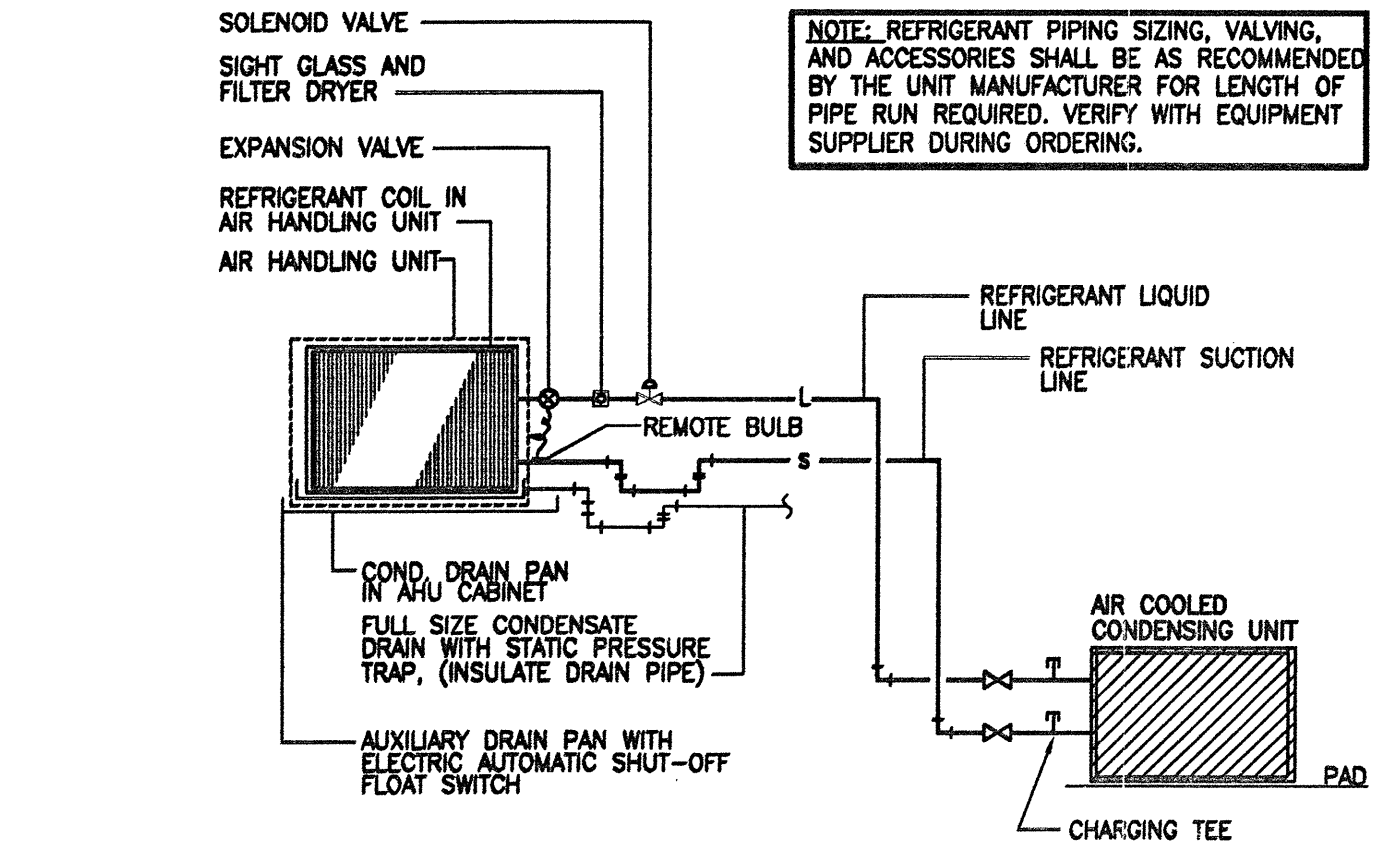
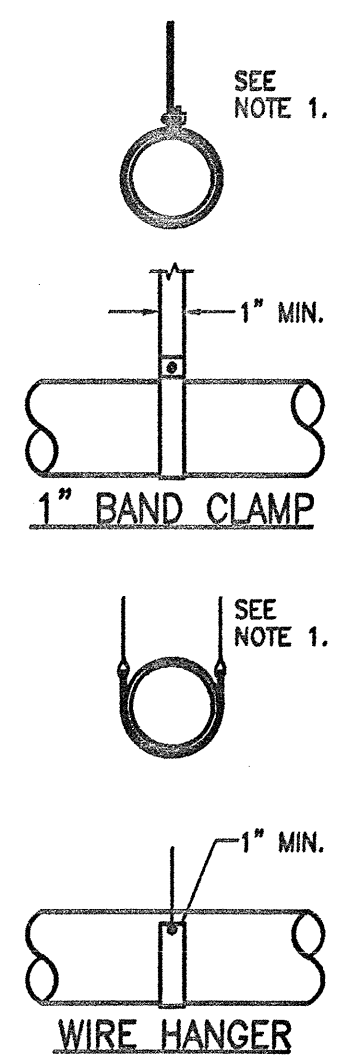


DUCTWORK TEE OR BRANCH DETAIL
NO SCALE

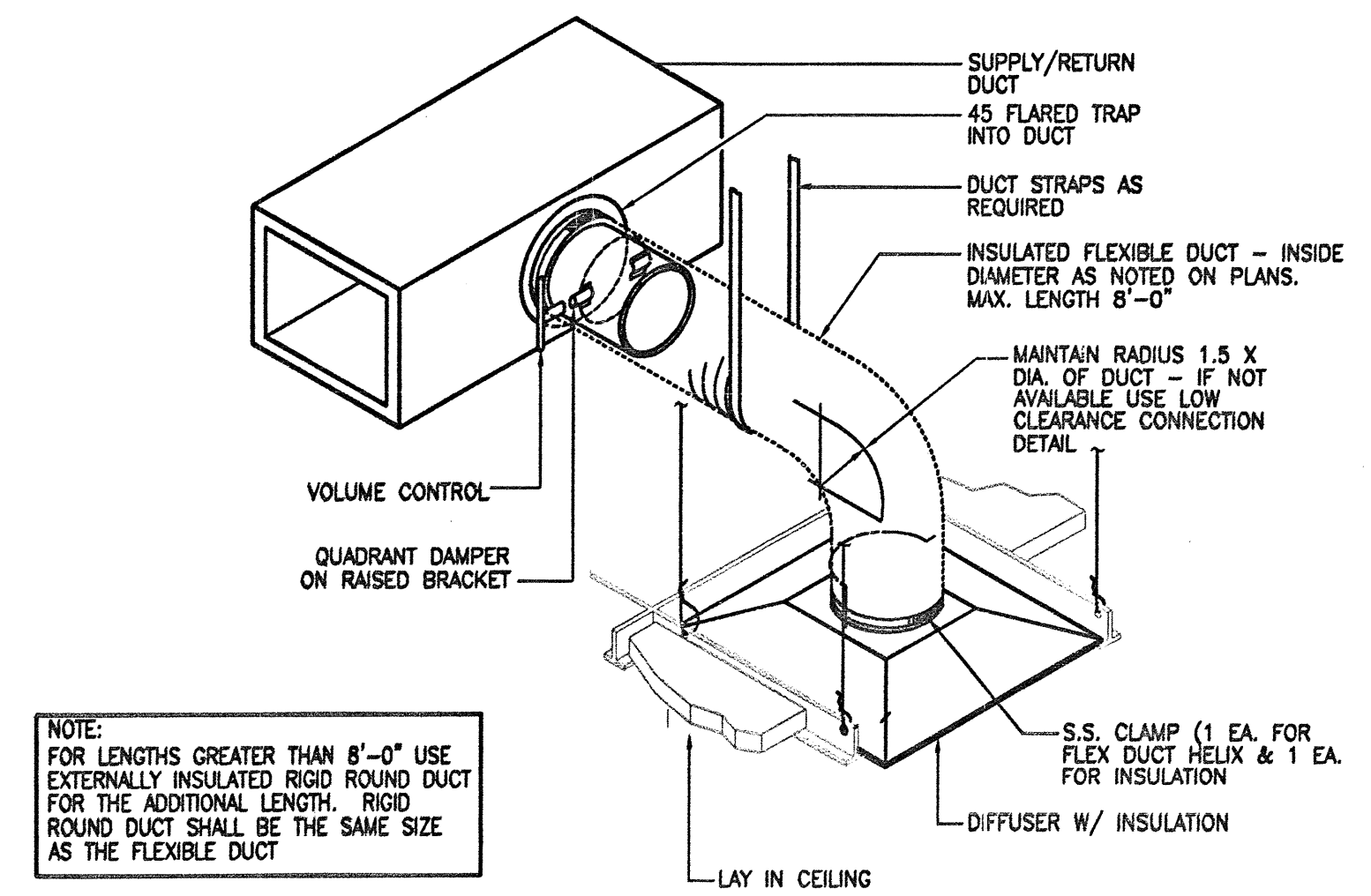


NOTES:
 1. SUPPORT SYSTEM MUST NOT DAMAGE DUCT OR CAUSE OUT OF ROUND SHAPE.
 2. DUCTS ARE FLEXIBLE WITH EXTERNAL INSULATION AND VAPOR BARRIER JACKETING.
 3. MIN. CENTER LINE BEND RADIUS IS ONE DIA. (OR INSIDE RADIUS OF D/2)

FLEX DUCT SUPPORT REQUIREMENTS
NO SCALE

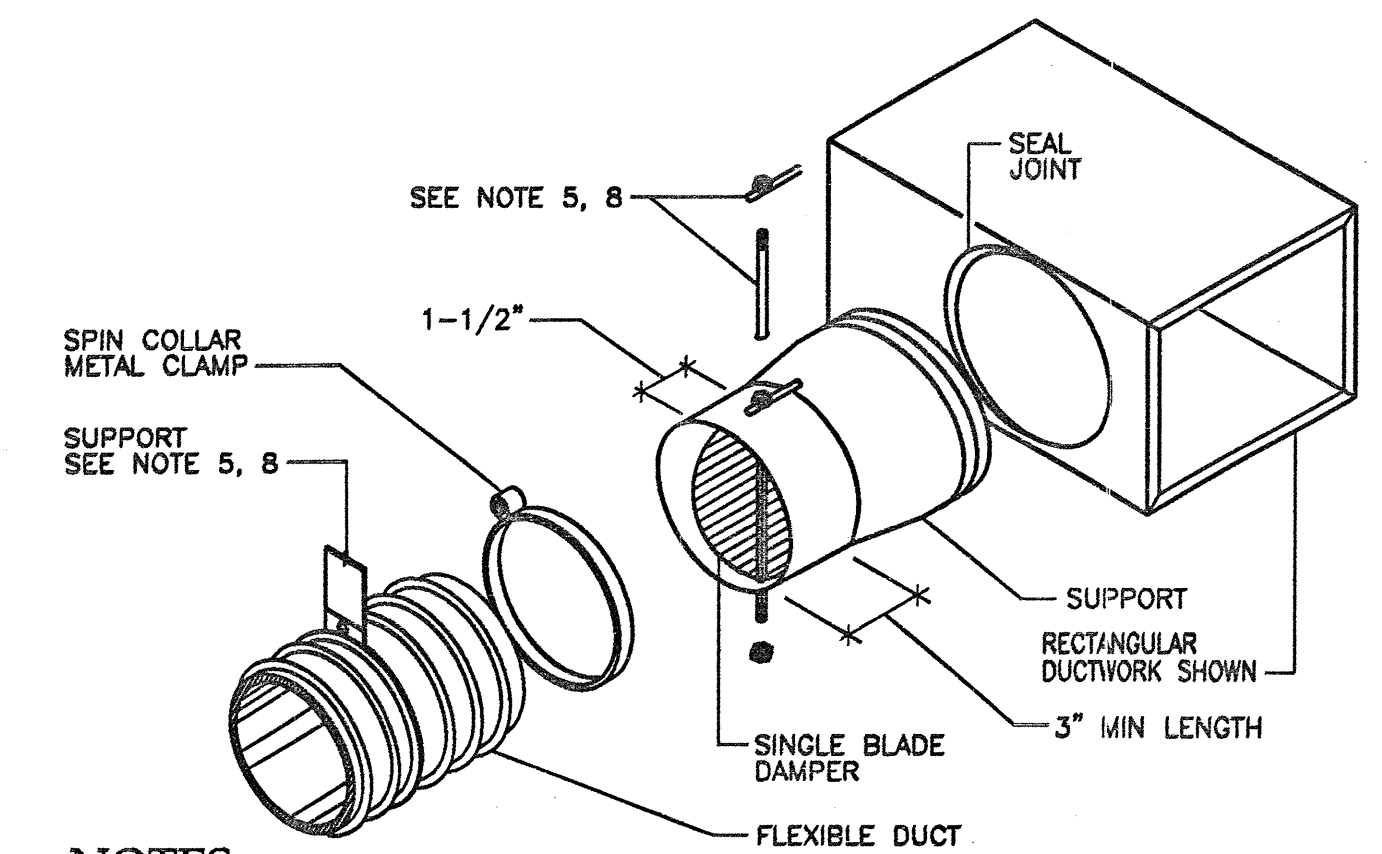


REFRIGERANT PIPING DIAGRAM
NO SCALE



NOTE:
 FOR LENGTHS GREATER THAN 8'-0" USE EXTERNALLY INSULATED RIGID ROUND DUCT FOR THE ADDITIONAL LENGTH. RIGID ROUND DUCT SHALL BE THE SAME SIZE AS THE FLEXIBLE DUCT

DIFFUSER DETAIL
NO SCALE



NOTES:
 1. SUPPORT AS REQD
 2. BAND FLEX TO COLLAR 1/2" MIN FROM OUTBOARD END OF COLLAR
 3. INSTALL SPIN COLLAR DAMPER IN OPEN POSITION; FINAL ADJUSTMENT BY TAB CONTRACTOR
 4. PULL FLEXIBLE DUCTWORK INSULATION UP TO END OF SPIN COLLAR AT EDGE OF RECTANGULAR DUCTWORK; SEAL VAPOR BARRIER W/GREY TAPE TO PREVENT MOISTURE MIGRATION
 5. PROVIDE EXTENSION RODS TO ACCOMMODATE INSULATION. PULL TO EDGE OF DUCTWORK AS REQD AND SEAL TO EFFECT VAPOR BARRIER
 6. POP RIVET OR SHEET METAL SCREWS, MIN 3 EA AT 120" INTERVALS, CONNECTING STOVEPIPE TO COLLAR. ENSURE RIVETS OR SCREWS DO NOT INTERFERE W/DAMPER
 7. TAPE AND SEAL ALL JOINTS TO PREVENT LEAKAGE
 8. INSTALL LOCKING QUADRANT AND HANDLE ON BOTTOM OF DUCT FOR EASY SERVICE (SHOWN ON TOP FOR EASE OF ILLUSTRATION ONLY)

SPIN-IN FITTING W/ DAMPER DETAIL
NO SCALE



FORT BEND COUNTY
BARKER RESERVOIR
BASEBALL CONCESSIONS
BUILDING
18050 WESTHEIMER PARKWAY
HOUSTON, TX 77082

AS-BUILT DRAWINGS

JOB NO:
DATE: DECEMBER 29, 2011
REVISIONS:

DRAWING TITLE
MECH. SCHEDULES AND DETAILS

M2.1

FORT BEND COUNTY
301 Jackson Street
Richmond, TX 77469

DESIGN/BUILDER
ONE Sugar Creek Center Blvd, Suite 400
Sugar Land, Texas 77478
Telephone: (281) 207-0700
Facsimile: (281) 207-0707
www.rosenbergconstruction.com

ARCHITECT
1627 Plantation Drive, Suite 200
Richmond, Texas 77406
Telephone: (281) 686-1555
Facsimile: (832) 460-3070
www.hspaa.com

Colwell Electric Company, Inc.
6829 Guhn Road
Houston, Texas 77040
713-966-4127 Office / 713-648-3855 Fax

FORT BEND COUNTY
BAKER RESERVOIR
BASEBALL CONCESSIONS
BUILDING
18050 WESTHEIMER PARKWAY
HOUSTON, TX 77082

JOB NO:
DATE: DECEMBER 29, 2011
REVISIONS:
Per City Comments
09 / 18 / 12

DRAWING TITLE
Lighting Lay-out

E1.0

Type	Descriptions	Mounting	Lamps - (Qty. - Wattage & Type)	Volts
A	2' X 4' lay-in, ACRYLIC, 3 light with (1) one electronic ballast	Grid	3 - 32 watt F32T8	UNIV
A1	2' X 4' lay-in, ACRYLIC, 2 light with (1) one electronic ballast	Grid	2 - 32 watt F32T8	UNIV
C	1' x 4' surface mounted - ACRYLIC wrap-around with electronic ballast	Surface @ Ceiling	2 - 32 watt F32T8 Metal-halide	UNIV
EM	Dual-head emergency egress fixture with battery back-up.	Wall	Included - 6 volt	UNV
WP	42 watt - Wall-pack - Compact fluorescent	Surface	1 - 42 watt Triple-tube CFL - 850	UNIV

Lighting Schedule - FBC Barker Concession

NOTES: Wall-packs to be controlled by S.P.S.T. timeclock.
Verify mounting height of wall-packs with architect before installation.

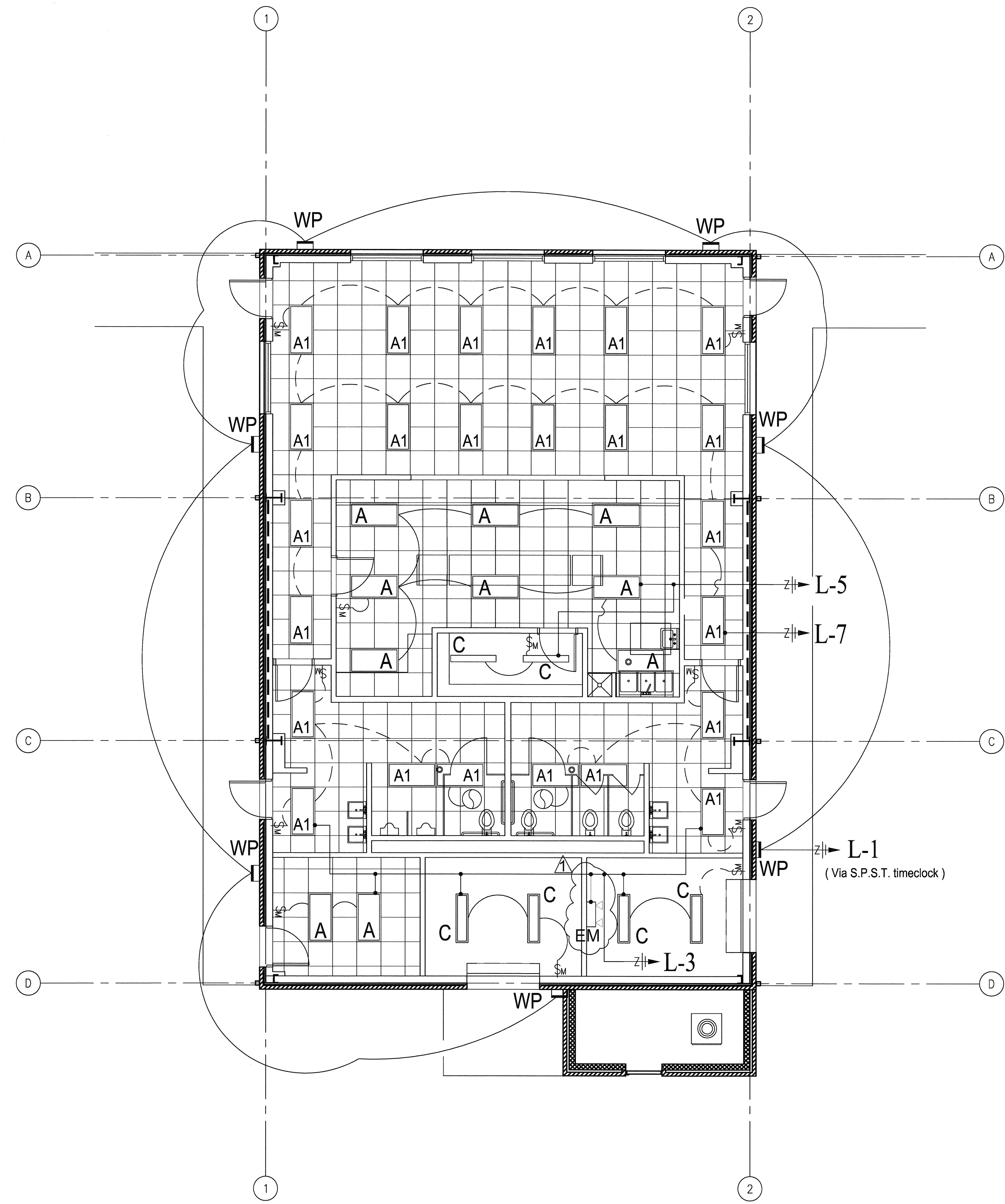
Symbol	Description	Color	Style
S	15 amp, Single-pole Switch	Verify	Decora
S3	20 amp, Three-way Switch	Verify	Decora
SM	Lev# ODS-104D Motion-sensor	Verify	Decora

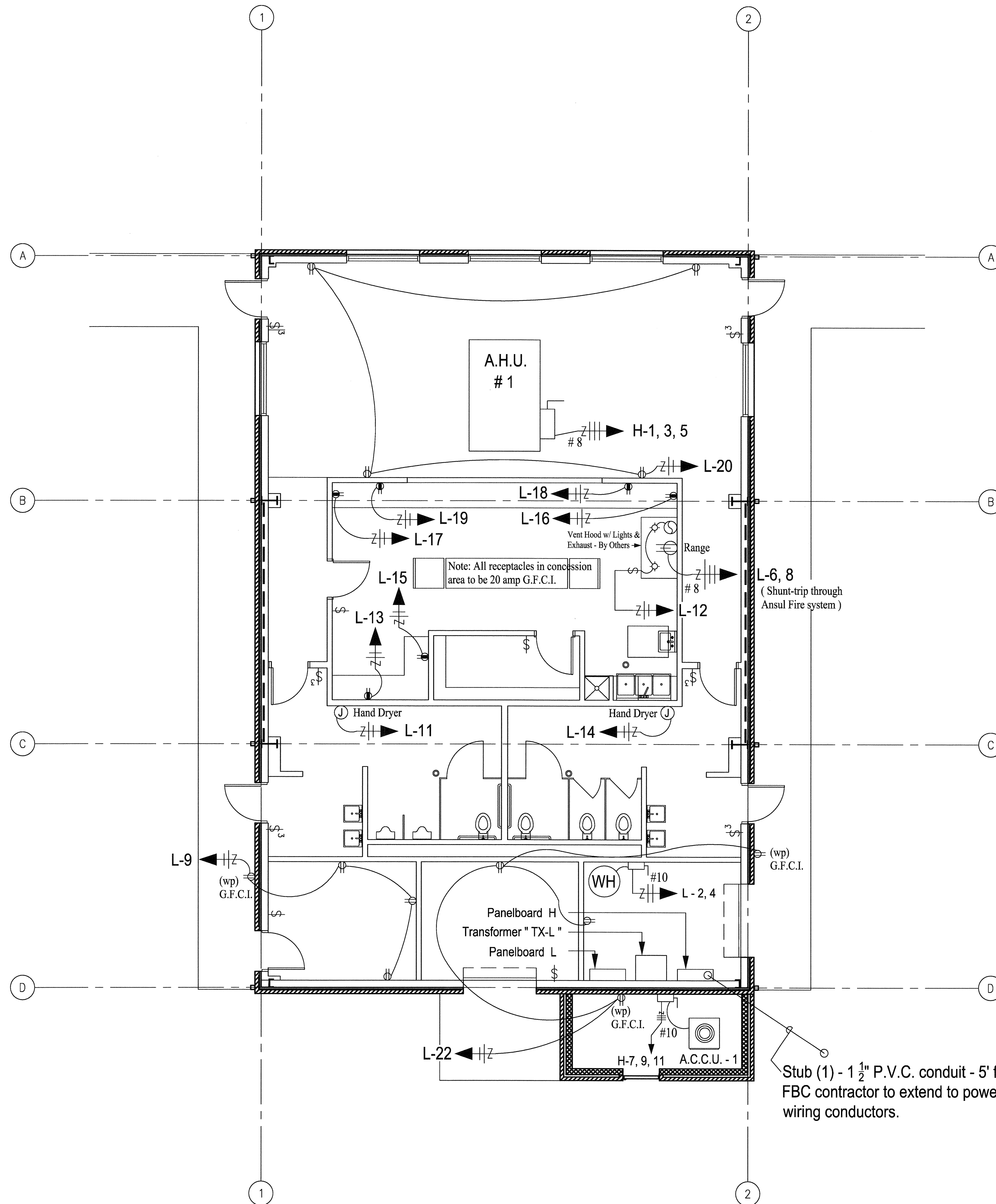
Lighting Symbols for FBC Barker Concession

Note: Changed standard 3-way switches to occupancy motion-sensors at all wall switches.

As-built Drawings

AS-BUILT DRAWINGS





Note: All receptacles in concession area to be 20 amp G.F.C.I.

Stub (1) - 1 1/2" P.V.C. conduit - 5' from bldg. line
FBC contractor to extend to power source and install wiring conductors.

Symbol	Description	Color	Style	Notes
	15 amp, 125 volt - Standard duplex receptacle	Verify	Decora	
	20 amp, 125 volt - Dedicated duplex receptacle	Verify	Decora	
	20 amp, 125 volt - Dedicated G.F.C.I. Receptacle	Verify	Decora	
	15 amp, 125 volt - Standard G.F.C.I. Receptacle	Verify	Decora	
	Ceiling-mounted junction Box (Number of ckts on plans)	Verify	N/A	
	Telephone pullstring	N/A	N/A	

Power Symbols for FBC Baker concession

Note: Not all symbols will be used on this project.

AS-BUILT DRAWINGS

FORT BEND COUNTY
301 Jackson Street
Richmond, TX 77469

DESIGN/BUILDER
ONE Sugar Creek Center Blvd, Suite 400
Sugar Land, Texas 77478
Telephone: (281) 207-0700
Facsimile: (281) 207-0707
www.rosenbergconstruction.com

ARCHITECT
1627 Plantation Drive, Suite 200
Richmond, Texas 77406
Telephone: (281) 686-1555
Facsimile: (832) 460-3070
www.hspaa.com

Colwell Electric Company, Inc.
6829 Guhn Road
Houston, Texas 77040
713-669-4127 Office / 713-666-3855 Fax

FORT BEND COUNTY
BAKER RESERVOIR
BASEBALL CONCESSIONS
BUILDING
18050 WESTHEIMER PARKWAY
HOUSTON, TX 77082

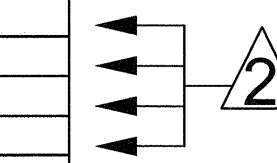
JOB NO:
DATE: DECEMBER 29, 2011
REVISIONS:

DRAWING TITLE
Power Lay-out

E2.0

Panelboard H										14,000		AIC Rating							
										Existing									
										X New									
277 / 480 volt, 3 Phase, 4 Wire										100		MCB							
Nema 1 Enclosure										MLO									
										100		AMP MCB		X					
										Single		Double		Mounting					
										Feed - Thru				X Surface					
														Flush					
NO.	LOAD (VA)	DESCRIPTION	TYPE	VOLTS	CB	SECT	PH	SECT	CB	VOLTS	TYPE	DESCRIPTION	LOAD (VA)	NO.					
	0	Air-Handler Unit # 1	C/H	# 8	45	1	A	2	80	# 4	SP	30kVA Transformer - "TX-L"	18,750						
1	25,000	Air-Handler Unit # 1	C/H	# 8		3	B	4		# 4	SP	30kVA Transformer - "TX-L"	18,750						
	0	Air-Handler Unit # 1	C/H	# 8		3	5	C	6	20 / 1		Spare							
	0	A.C.C.U. # 1	C/H	# 10	25		7	A	8	20 / 1		Spare							
1	14,958	A.C.C.U. # 1	C/H	# 10			9	B	10	20 / 1		Spare							
	0	A.C.C.U. # 1	C/H	# 10			11	C	12			SPACE							
		SPACE					13	A	14			SPACE							
		SPACE					15	B	16			SPACE							
		SPACE					17	C	18			SPACE							
39958 Subtotal												Subtotal		37500					
N.E.C. (2005)					Load Type					N.E.C. (2005)					Load Type				
220-44					(R) Recept.					210-20(a)					(L) Lighting				
					(K) Kitchen										(E) Ext. Ltg.				
220-60					(C) Cooling					620-14					(E) Elevators				
					(H) Heating										(WH) Water Ht.				
220-51					(F) Fans					220-14					(MT) Lrg. Mot.				
					(M) Misc.										(SP) Sub Panel				
Total Connected Load					52,458					VA = 63.13					AMPS				
Total Load (Diversified)					52,458					VA = 63.13					AMPS				
Location of Panel:										Storage Room 108									
Note #																			
1 Heating load (25,000 VA) is larger than cooling load (14,958 VA). The cooling load is omitted per N.E.C. 220-60.																			
2																			
3																			
4																			
5																			

Panelboard L										10,000		AIC Rating							
										Existing									
										X New									
120 / 240 volt, 1 Phase, 3 Wire										150		MCB							
Nema 1 Enclosure										MLO									
										150		AMP MCB		X					
										Single		Double		Mounting					
										Feed - Thru				X Surface					
														Flush					
NO.	LOAD (VA)	DESCRIPTION	TYPE	VOLTS	CB	SECT	PH	SECT	CB	VOLTS	TYPE	DESCRIPTION	LOAD (VA)	NO.					
1	294	(T) - 42 watt / Wall-packs	L	# 12	20 / 1	1	A	2	25	# 10	WH	Electric Water Heater # 1	2,250						
	1,344	Restroom, Office, Storage Lt	L	# 10	30 / 1	3	B	4		# 10	WH	Electric Water Heater # 1	2,250						
	1,024	Concession / Food Storage Lt	L	# 12	20 / 1	5	A	6	20 / 1			SPARE							
	1,536	Seating Area Lights	L	# 12	20 / 1	7	B	8	20 / 1			SPARE							
	720	Office 106 receptacles	R	# 12	20 / 1	9	A	10	20 / 1			SPARE							
	2,400	Men's Hand Dryer	M	# 12	20 / 1	11	B	12	20 / 1			SPARE							
	1,440	Ded. G.F.C.I. - Concession	R	# 12	20 / 1	13	A	14	20 / 1	# 12	M	Women's Hand Dryer	2,400						
	1,440	Ded. G.F.C.I. - Concession	R	# 12	20 / 1	15	B	16	20 / 1	# 12	R	Ded. G.F.C.I. - Concession	1,440						
	1,440	Ded. G.F.C.I. - Concession	R	# 12	20 / 1	17	A	18	20 / 1	# 12	R	Ded. G.F.C.I. - Concession	1,440						
	1,440	Ded. G.F.C.I. - Concession	R	# 12	20 / 1	19	B	20	20 / 1	# 12	R	(4) - G.P. outlets - Seating	720						
		Septic System	M	# 12	20 / 1	21	A	22	20 / 1	# 12	R	(w p) - G.F.C.I. / Outside	720						
		Septic System	M	# 12	20 / 1	23	B	24	20 / 1			SPARE							
		SPACE					25	A	26			SPACE							
		SPACE					27	B	28			SPACE							
		SPACE					29	A	30			SPACE							
13078 Subtotal												Subtotal		11220					
N.E.C. (2011)					Load Type					N.E.C. (2011)					Load Type				
220-44					(R) Recept.					210-20(a)					(L) Lighting				
					(K) Kitchen										(E) Ext. Ltg.				
220-60					(C) Cooling					620-14					(E) Elevators				
					(H) Heating										(WH) Water Ht.				
220-51					(F) Fans					220-14					(MT) Lrg. Mot.				
					(M) Misc.										(SP) Sub Panel				
Total Connected Load					24,298					VA = 101.24					AMPS				
Total Load (Diversified)					24,948					VA = 103.95					AMPS				
Location of Panel:										Storage Room 108									
Note #																			
1 Via Astronomical S.P.S.T. Timeclock.																			
2																			
3																			



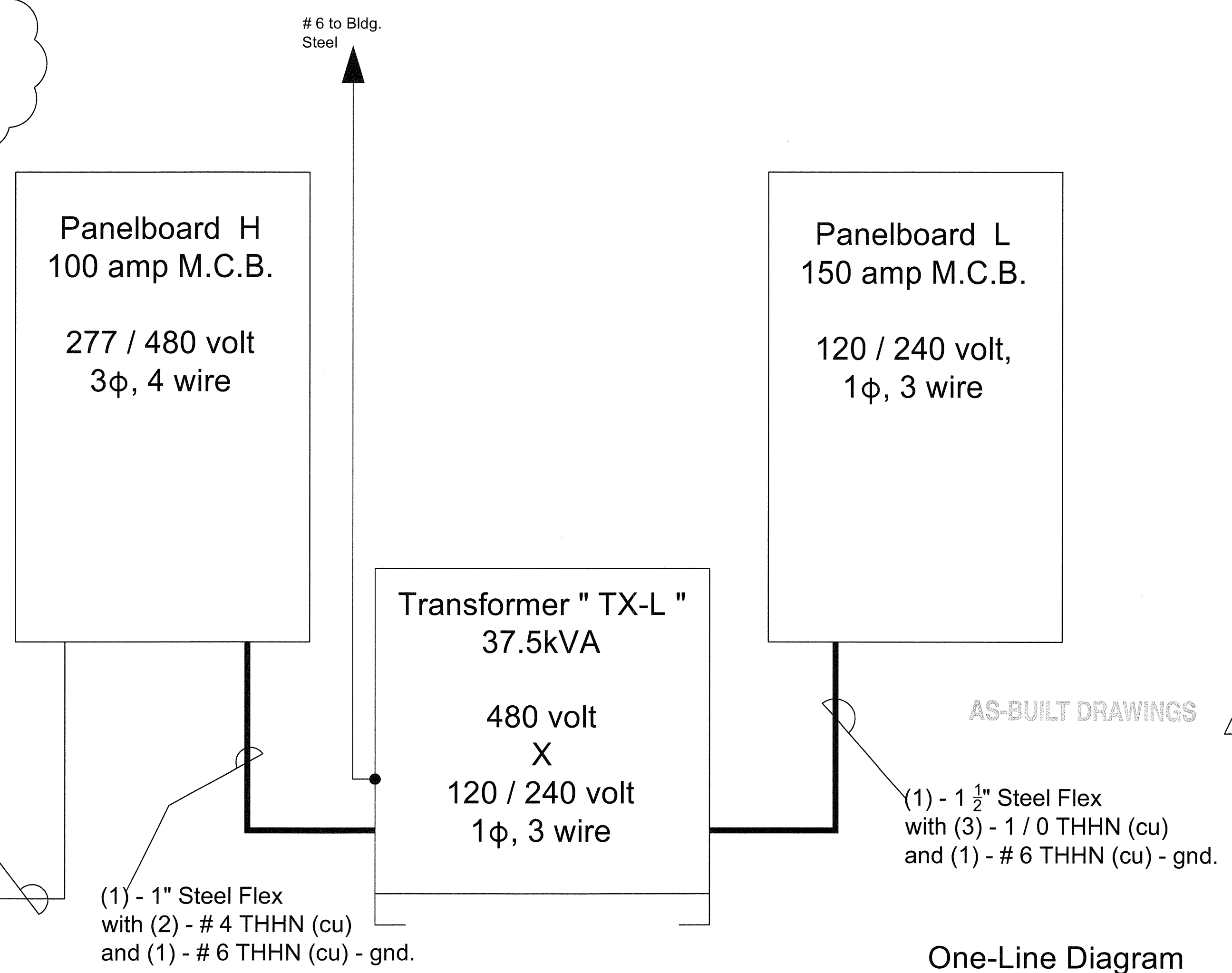
Electrical Load Analysis - F.B.C. Concession		N.E.C.	VA
Lighting: Calculated			
Dining Area: 2,000 Sq. Ft. x 3.5 VA/Sq. Ft. x 1.25 =	8,750	220-10(b)	8,750
Office - 400 Sq. Ft. x 3.5 VA/Sq. Ft. x 1.25 =	1,750		1,750
Lighting: Connected (Omitted)			
Warehouse -	2,624	220-10(b)	
Office -	448		
Power: Low-Voltage (120 / 240 volt)			
TX-L 37.5kVA transformer			37,500
H.V.A.C. - Compressor vs. Electric Heat			
A.H.U.-1 25,000 VA (Heat)		220-60	25,000
A.C.C.U.-1 14,958 VA (Cooling) - OMITTED		220-60	
Largest Motor:			
A.C.C.U.-1 14,958 VA X .25 =			3,740
Electric Range:			
The Electrical Range has been DELETED by the owner.			
TOTAL VA			76,740
76,740 VA / 480 volts x 3 =			92.35 A.
Service is a 100 amp (277 / 480 volt), 3 phase, 4 wire			100 A.
Spare ampacity			7.65 A.

LOAD ANALYSIS

As-built Drawings

(1) - 1 1/2" conduit with (4) - # 3 THHN (cu) and (1) - # 6 THHN (cu) - ground

Qualification Note: The main feeder conduit & wiring conductors are being installed by Fort Bend County electrical contractor.



AS-BUILT DRAWINGS

One-Line Diagram

Panel Schedules

FORT BEND COUNTY
301 Jackson Street
Richmond, TX 77469

DESIGN/BUILDER
ONE Sugar Creek Center Blvd, Suite 400
Sugar Land, Texas 77478
Telephone: (281) 207-0707
Facsimile: (281) 207-0707
www.rosenbergconstruction.com

ARCHITECT
1627 Plantation Drive, Suite 200
Richmond, Texas 77469
Telephone: (281) 686-1555
Facsimile: (832) 460-3070
www.hspaa.com

Colwell Electric Company, Inc.
6829 Guhn Road
Houston, Texas 77040
713-849-4427 Office / 713-849-3855 Fax

FORT BEND COUNTY
BAKER RESERVOIR
BASEBALL CONCESSIONS
BUILDING
18050 WESTHEIMER PARKWAY
HOUSTON, TX 77082

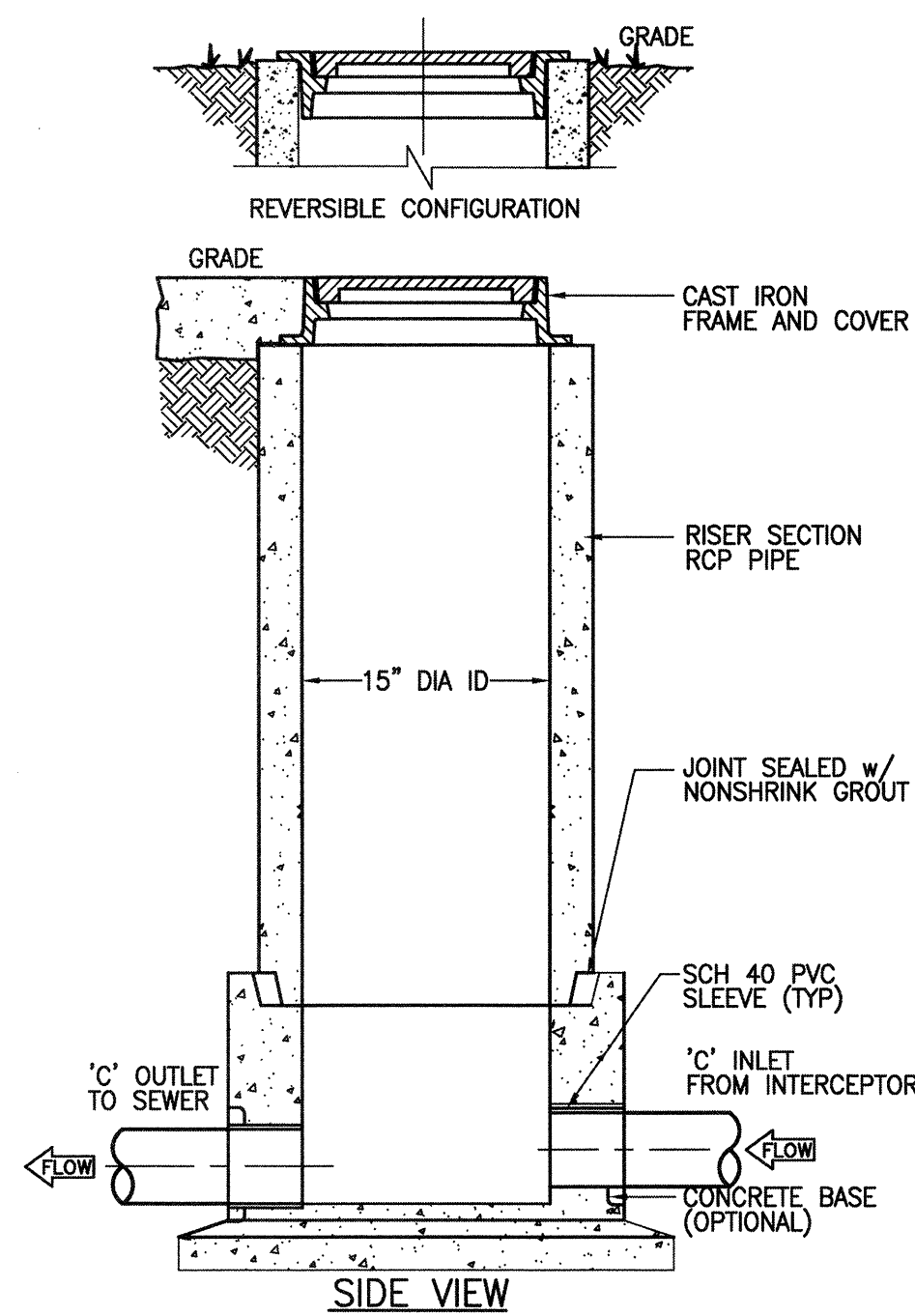
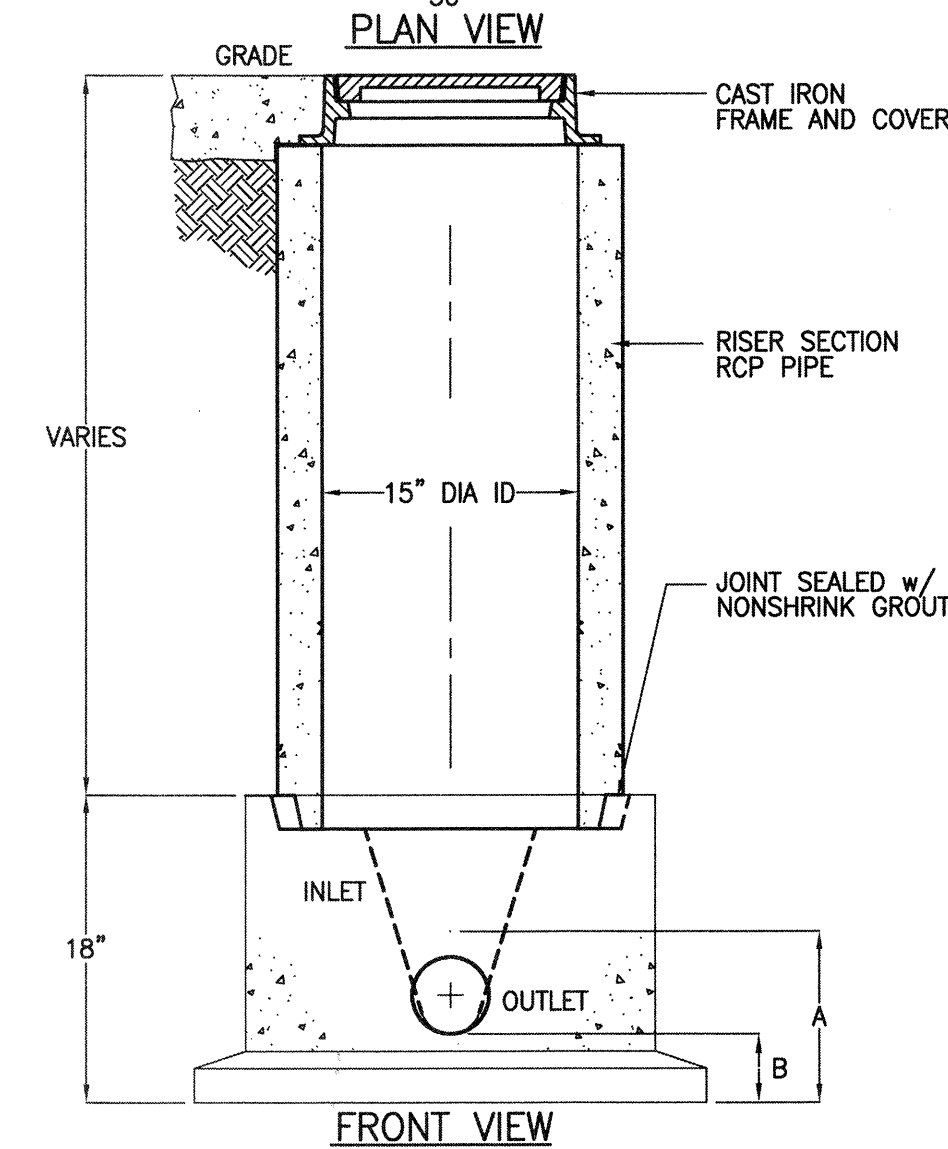
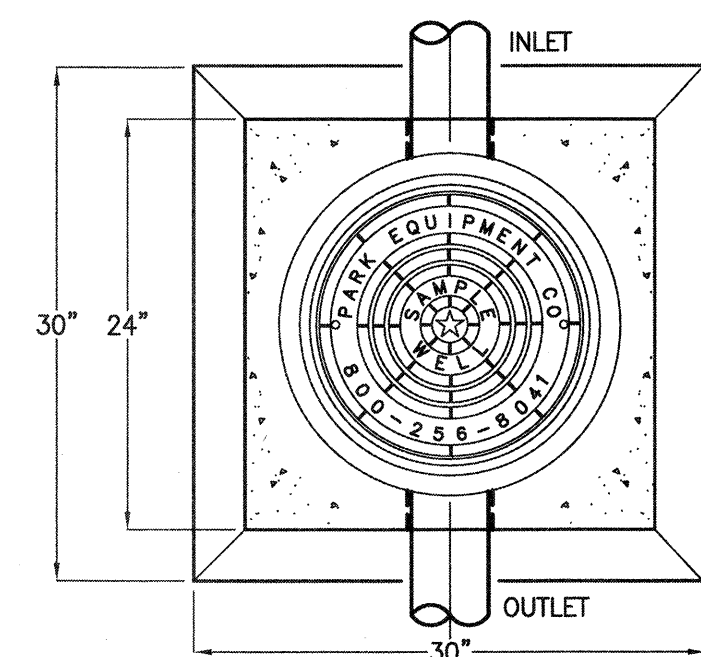
JOB NO:
DATE: DECEMBER 29, 2011
REVISIONS:
per City Comments 09-18-2012
per City Comments 12-06-2012

DRAWING TITLE
One-Line Diagram
Panel Schedules

E3.0

PLUMBING KEYED NOTES:

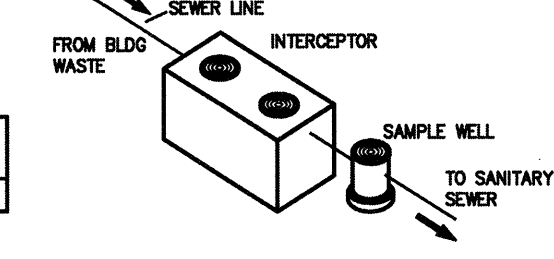
- ① SEE FLOOR PLAN FOR CONTINUATION.
- ② THE COUNTY WILL EXTEND THE SANITARY SEWER TO A SEPTIC SYSTEM AND THE WATER TO AN EXISTING MAIN.
- ③ PROSET TRAP GUARD SEWER EMISSION PROTECTION DEVICE INSTALLED UNDER STRAINER.
- ④ POWERS F480-10 HYDROGUARD COMBINATION TEMPERING VALVE MOUNTED BENEATH LAVATORY BOWL. SET OUTLET TEMPERATURE TO 105 DEGREES.



SW-1 GENERAL NOTES:

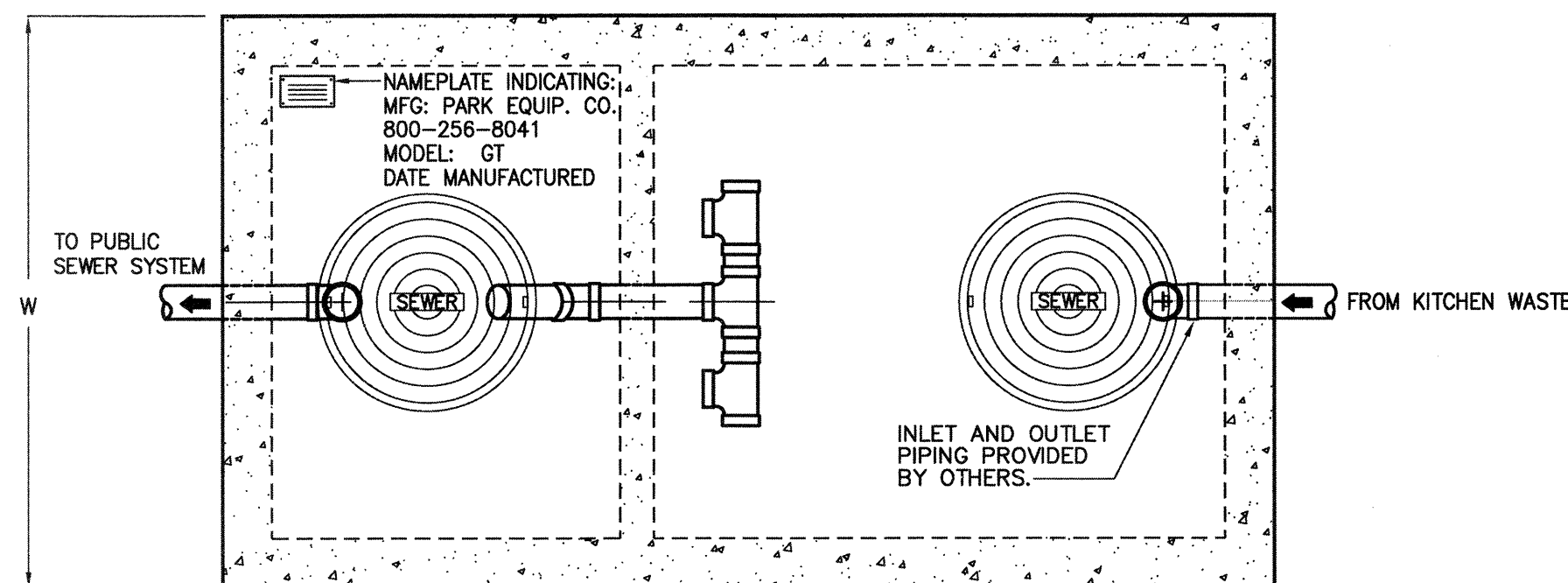
1. SAMPLING WELL MUST BE INSTALLED UNDER A SEPARATE PLUMBING PERMIT.
2. USE 15" T&G R.C.P. FOR INSTALLATION FOR INSTALLATION 6'-0" DEEP AND LESS.
3. USE 24" T&G R.C.P. FOR INSTALLATION GREATER THAN 6'-0" DEEP. (STD RING AND M.H. COVER REQUIRED)
4. SAMPLING WELL MUST BE SET IN A CIRCULAR OR SQUARE CONCRETE PAD (1'-0" GREATER THAN OUTSIDE DIAMETER OF PIPE.)
5. INSIDE INSTALLATION NOT PERMITTED, WHERE OUTSIDE INSTALLATION IS POSSIBLE.
6. INSTALLATION INSIDE BLDG MUST BE POURED IN PLACE (15" MIN) NO CONCRETE PIPE IS PERMITTED, (AIR-TIGHT COVER REQUIRED.)
7. LAWN INSTALLATION MUST BE 4" ABOVE FINISHED GRADE.
8. DRIVE & SIDEWALK INSTALLATION MUST BE BROUGHT TO FINISHED GRADE.
9. TO BE INSTALLED ON PRIVATE PROPERTY, IN AN ACCESSIBLE LOCATION TO CITY PERSONNEL.

MODEL	PIPE SIZE	A	B
SWB-154	4"	11"	4"

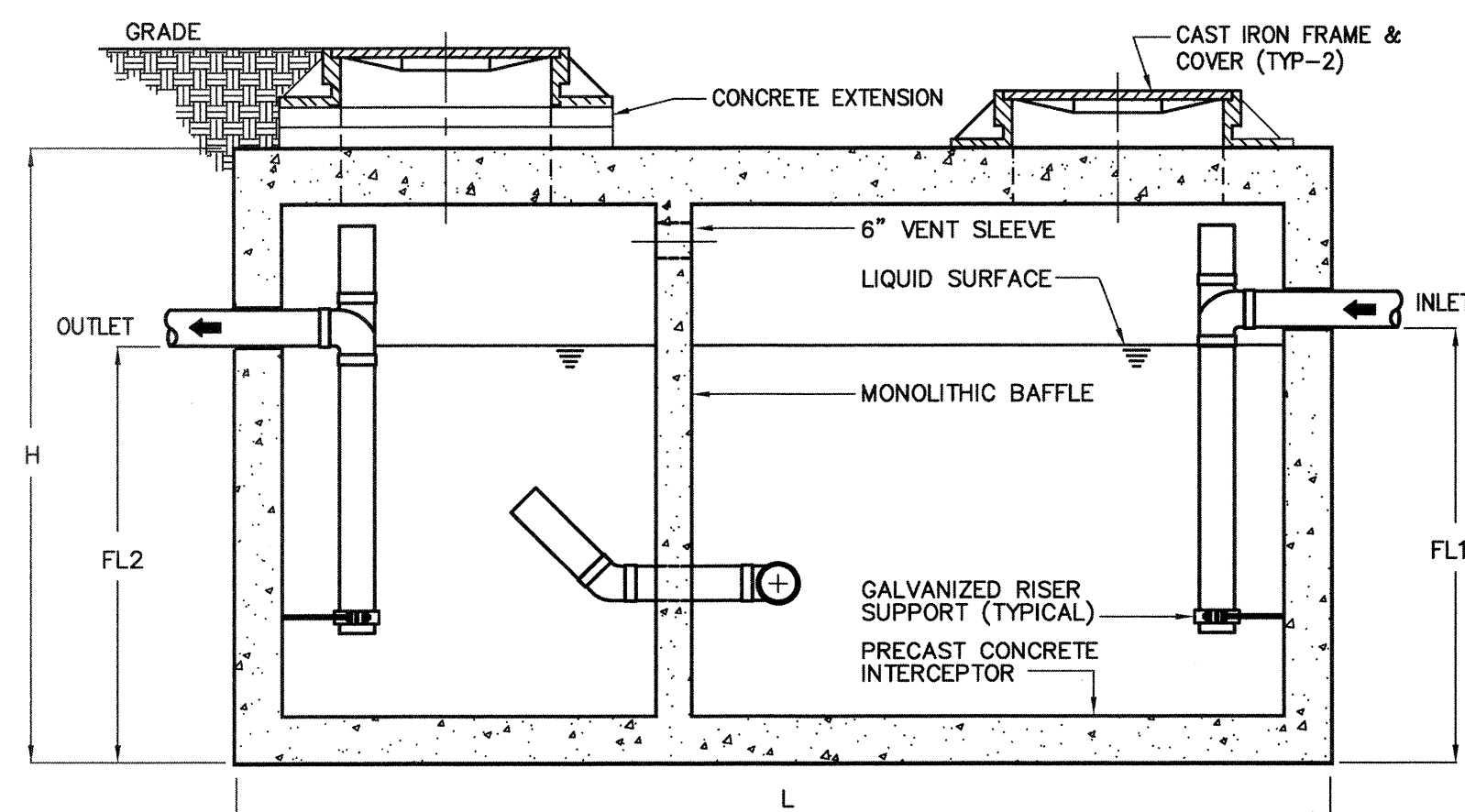
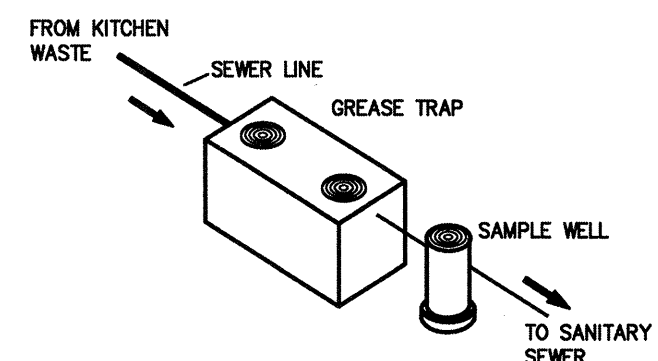


SAMPLING WELL BASIN FOR NEW CONSTRUCTION (SW-1)

SCALE: NONE



PLAN VIEW



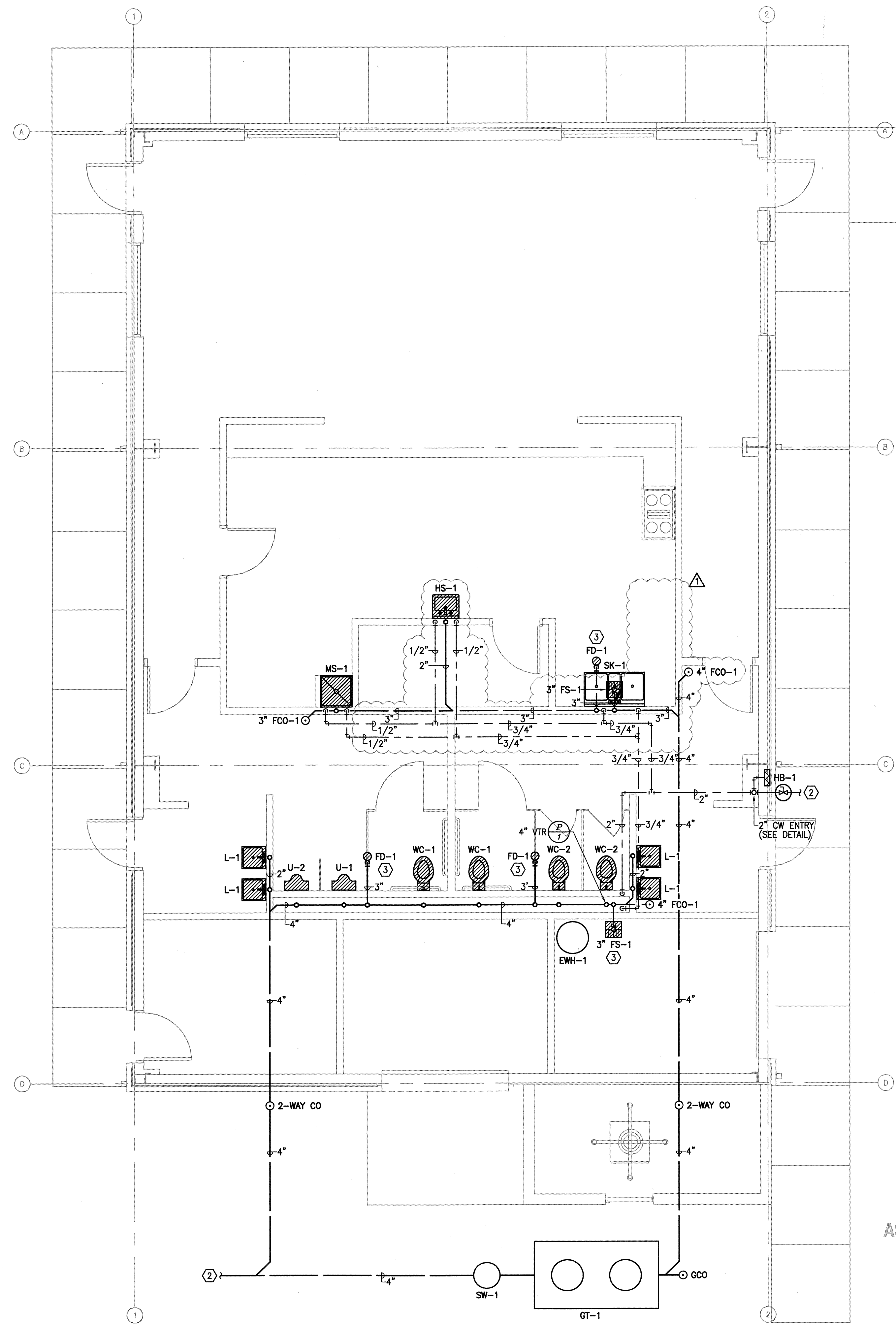
ELEVATION

GREASE TRAP DETAIL GT SERIES (GT-1)

SCALE: NONE


MODEL NO.	CAPACITY USGd	GREASE CAP. (LBS)	EMPTY WT (LBS)	LENGTH L	WIDTH W	HEIGHT H	INLET FL1	OUTLET FL2
GT-500	500	1,200	7,000	7'-10"	4'-4"	4'-6"	3'-3"	3'-0"
GT-750	750	1,700	11,000	7'-10"	4'-4"	6'-0"	4'-5"	4'-2"
GT-1000	1,000	2,300	13,200	8'-8"	5'-0"	6'-0"	4'-9"	4'-6"
GT-1250	1,250	2,900	15,500	9'-2"	5'-8"	6'-0"	4'-9"	4'-6"
GT-1500	1,500	3,500	18,000	9'-2"	5'-8"	7'-0"	5'-9"	5'-6"
GT-2000	2,000	4,800	24,500	13'-0"	7'-0"	5'-10"	4'-9"	4'-6"
GT-2500	2,500	5,700	27,500	13'-0"	7'-0"	7'-0"	5'-9"	5'-6"
GT-3000	3,000	6,900	30,000	13'-0"	7'-0"	8'-0"	6'-9"	6'-6"
GT-3500	3,500	8,000	31,000	13'-0"	7'-0"	8'-4"	7'-1"	6'-10"
GT-4000	4,000	9,300	39,000	16'-0"	8'-6"	7'-0"	5'-9"	5'-6"

OTHER SIZES ARE AVAILABLE. CONTACT US FOR MORE INFORMATION



1 OVERALL FLOOR PLAN - PLUMBING

SCALE: 1/4" = 1'-0"




FORT BEND COUNTY
301 Jackson Street
Richmond, TX 77469

ROSENBERGER CONSTRUCTION
DESIGN/BUILDER
ONE Sugar Creek Center Blvd, Suite 400
Sugar Land, Texas 77478
Telephone: (281) 207-0700
Facsimile: (281) 207-0707
www.rosenbergerconstruction.com

HSP partners
ARCHITECT
1627 Plantation Drive, Suite 200
Richmond, Texas 77406
Telephone: (281) 696-1555
Facsimile: (832) 460-3070
www.hspaa.com




REGENCY PLUMBING
281-561-7007
10468 Male Road, Stafford, Texas 77477
www.regencyplumbing.com



Firm #F-3679
11/19/12

FORT BEND COUNTY
BARKER RESERVOIR
BASEBALL CONCESSIONS
BUILDING
18050 WESTHEIMER PARKWAY
HOUSTON, TX 77082



JOB NO:
DATE: DECEMBER 29, 2011
REVISIONS:

△ - 11.19.12 - CITY COMMENTS

AS-BUILT DRAWINGS

DRAWING TITLE
PLUMBING
PLAN

P1.1

These drawings and/or the accompanying specifications, or instruments of service, are the exclusive property of Regency Plumbing Contractors, LP and are not to be used in whole or in part without the written authorization of Regency Plumbing Contractors, LP

PLUMBING FIXTURE SCHEDULE:

- WC-1 KOHLER K-4405 HIGHCLIFF WHITE VITREOUS CHINA, ADA, FLOOR MOUNT BOWL WITH 1-1/2" TOP SPUD; 1.28 GPF; ELONGATED RIM; 17-1/2" TALL; BEMIS 1955C OPEN FRONT SEAT LESS COVER; ZURN Z-6000PL-HET 1.28 GPF FLUSH VALVE.
- WC-2 KOHLER K-4406 WELLCOMME WHITE VITREOUS CHINA FLOOR MOUNT BOWL WITH 1-1/2" TOP SPUD; 1.28 GPF; ELONGATED RIM; 14-3/4" TALL; BEMIS 1955C OPEN FRONT SEAT LESS COVER; ZURN Z-6000PL-HET 1.28 GPF FLUSH VALVE.
- U-1 KOHLER K-5016 DEXTER WHITE VITREOUS CHINA WALL HUNG SIPHON JET URINAL WITH 3/4" TOP SPUD; 1/2 GPF. ZURN Z-6003-EWS-YB 1/2 GPF FLUSH VALVE. MOUNT URINAL RIM AT 15" ABOVE FINISHED FLOOR.
- U-2 SAME AS U-1 EXCEPT MOUNT RIM AT 20" ABOVE FINISHED FLOOR.
- L-1 KOHLER K-2007 KINGSTON WHITE VITREOUS CHINA WALL HUNG LAVATORY BOWL WITH SINGLE FAUCET HOLE AND #700 SERIES JAY R. SMITH FLOOR MOUNTED CARRIER WITH CONCEALED ARMS. MOUNT RIM OF BOWL AT 34" ABOVE FINISHED FLOOR. ZURN Z-86100 CHROME PLATED SINGLE METERING FAUCET WITH ZURN Z-8743-6 GRID DRAIN. ZURN Z-8802LR-PC ANGLE STOPS WITH 3/8" OD TUBING, DEARBORN 701-1 17 GA. P-TRAP AND TRUBRO 102W INSULATION KIT. POWERS E480-10 HYDROGUARD COMBINATION TEMPERING VALVE MOUNTED BENEATH LAVATORY BOWL.
- HS-1 REGENCY SEHS17 17"x15"; NSF RATED STAINLESS STEEL WALL MOUNTED HAND SINK WITH T&S B-1115 CHROME PLATED WALL MOUNTED FAUCET AND 4" GOOSENECK SPOUT; ZURN Z-8802LR-PC ANGLE STOPS WITH 3/8" OD TUBING, DEARBORN 701-1 17 GA. P-TRAP. POWERS E480-10 HYDROGUARD COMBINATION TEMPERING VALVE MOUNTED BENEATH LAVATORY BOWL.
- SK-1 ADVANCE TABCO #FC-3-1515-12 NSF RATED THREE COMPARTMENT FREE STANDING STAINLESS STEEL SINK; EACH COMPARTMENT TO BE 15"x15"x12" WITH ROUNDED INTERNAL ANGLES; T&S #B-0231 FAUCET WITH SWING SPOUT; 2" PVC CONTINUOUS WASTE MANIFOLD PIPING WITH DISCHARGE INTO FLOOR SINK; 1/2" HOT AND COLD SUPPLY PIPING WITH SHUT-OFF VALVES.
- MS-1 FIAT MSB2424; 24" X 24" FLOOR MOUNTED MOP BASIN; ZURN Z-843M1-RC WALL MOUNTED FAUCET WITH INTEGRAL VACUUM BREAKER.
- FS-1 12" X 12" PVC FLOOR SINK WITH 1/2 GRATE AND PROSET TRAP GUARD SEWER EMISSION PROTECTION DEVICE INSTALLED UNDER STRAINER.
- EWH-1 A.O. SMITH ECT-40; 40 GALLON STORAGE TANK WATER HEATER; 240 V; 4.5 KW.
- FD-1 JRS 210-12-LXH CAST IRON BODY FLOOR DRAIN WITH ADJUSTABLE NICKEL BRONZE STRAINER.
- WH-1 JAY R. SMITH #5509-QT BRONZE NICKEL PLATED QUARTER TURN NON-FREEZE WALL HYDRANT WITH HOSE CONNECTION, INTEGRAL VACUUM BREAKER, "T" HANDLE KEY, AND STAINLESS STEEL BOX.
- FCO JRS SERIES #410 CAST IRON BODY FLOOR CLEANOUT WITH ADJUSTABLE ROUND NICKEL BRONZE SOLID COVER #410-12.
- GCO JRS SERIES #410 CAST IRON BODY FLOOR CLEANOUT WITH ADJUSTABLE ROUND DUCTILE IRON HEAVY DUTY SOLID COVER #410-11.
- WCO JAY R. SMITH SERIES #4472; ROUND STAINLESS STEEL COVER PLATE WITH TAPPED BRONZE PLUG.

The following fixtures are ADA and TAS compliant as well as meeting water conservation and energy codes (where applicable). Other brand names or similar models may be used based on availability.

PLUMBING FIXTURE LEGEND:

- FLOOR MOUNTED FLUSH VALVE TYPE WATER CLOSET (WC-1, WC-2)
- WALL HUNG URINAL (U-1, U-2)
- WALL HUNG LAVATORY (L-1)
- WALL HUNG HAND SINK (HS-1)
- 3-COMPARTMENT FREE STANDING SINK (SK-1)
- FLOOR MOUNTED MOP BASIN (MS-1)
- FLOOR SINK (FS-1)
- WALL HYDRANT (WH-1)
- FLOOR DRAIN (FD-1)
- FLOOR CLEANOUT (FCO, GCO)
- WALL CLEANOUT (WCO)
- WATER HAMMER ARRESTOR, 1-11 FIXTURE UNITS.
- WATER HAMMER ARRESTOR, 12-32 FIXTURE UNITS.

PLUMBING KEYED NOTES:

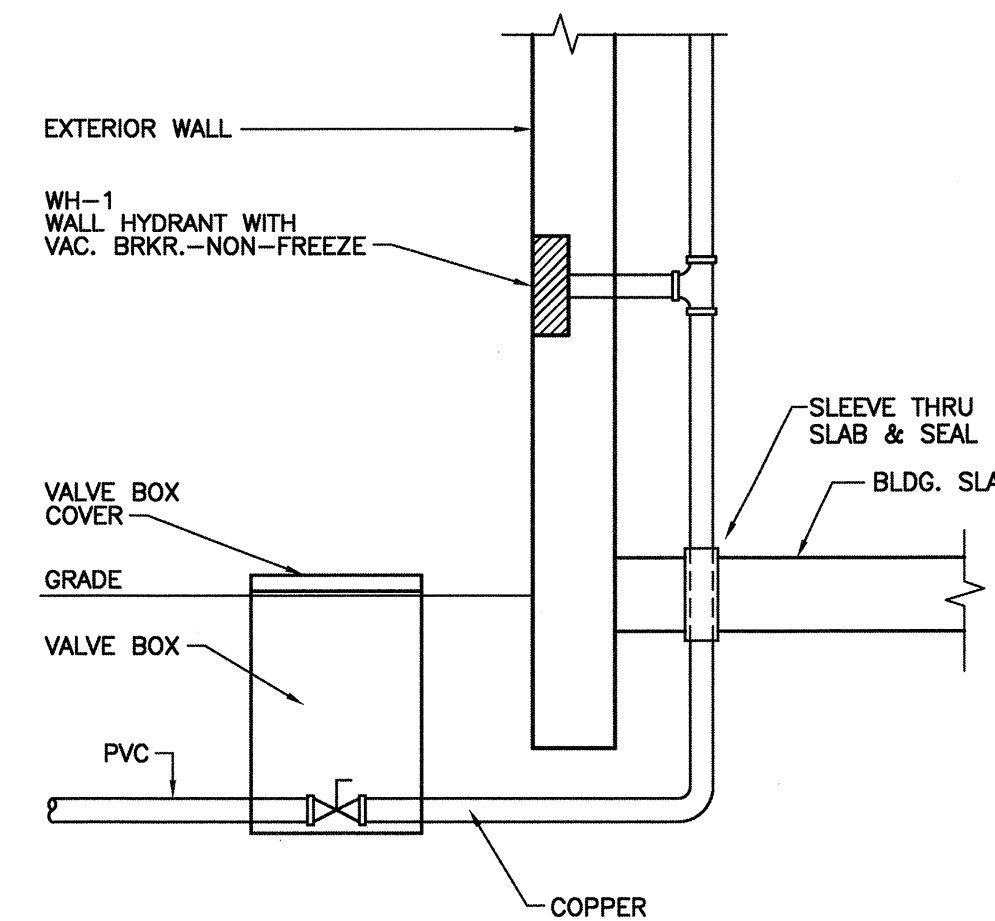
- ① SEE FLOOR PLAN FOR CONTINUATION.
- ② THE COUNTY WILL EXTEND THE SANITARY SEWER TO A SEPTIC SYSTEM AND THE WATER TO AN EXISTING MAIN.
- ③ PROSET TRAP GUARD SEWER EMISSION PROTECTION DEVICE INSTALLED UNDER STRAINER.
- ④ POWERS E480-10 HYDROGUARD COMBINATION TEMPERING VALVE MOUNTED BENEATH LAVATORY BOWL. SET OUTLET TEMPERATURE TO 105 DEGREES.

PIPE LEGEND:

VENT	-----
COLD	-----
HOT	-----
WASTE	-----

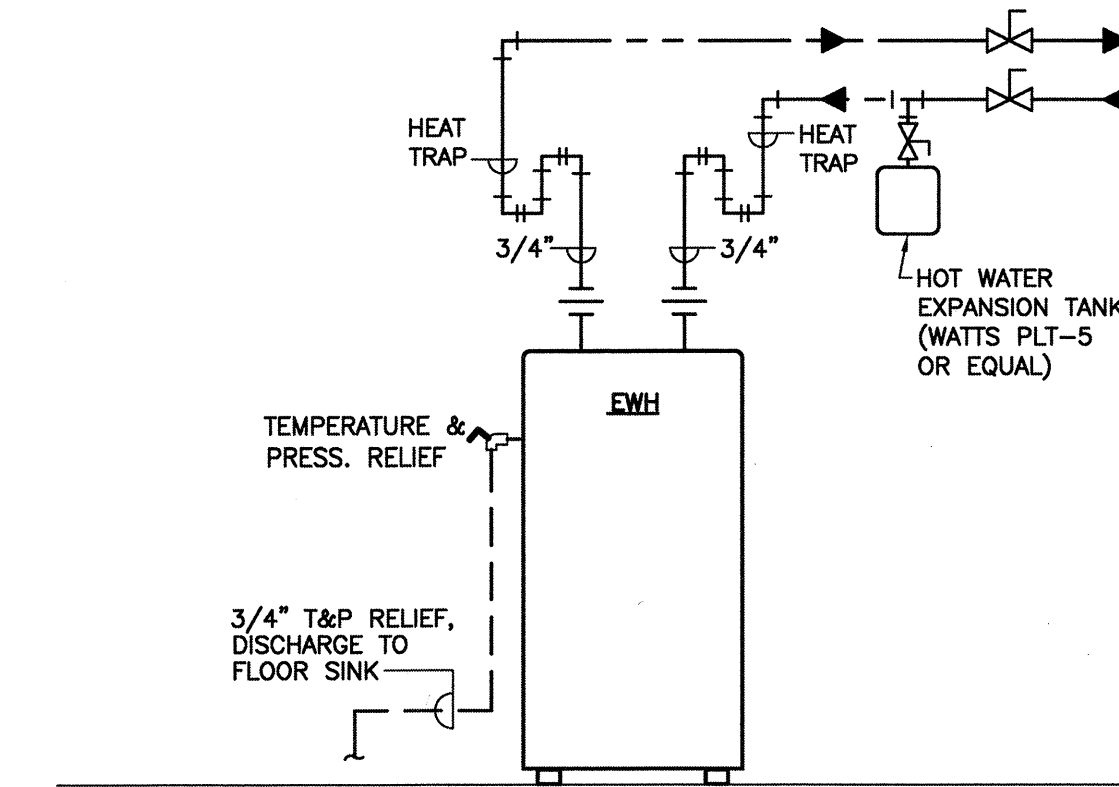
PIPING MATERIALS SCHEDULE:

WASTE AND VENT PIPING (NON-PLENUM AREAS)	PVC SCHEDULE 40 PIPE WITH DWV SOLVENT WELD FITTINGS.
WATER PIPING (BELOW SLAB)	TYPE "K" SOFT COPPER WITH NO JOINTS.
(ABOVE SLAB)	CPVC PIPE WITH SOLVENT WELD FITTINGS.
INSULATION	INSULATE ALL WATER PIPING WITH 1" PREMOLDED FIBERGLASS PIPE INSULATION WITH ASJ JACKET.



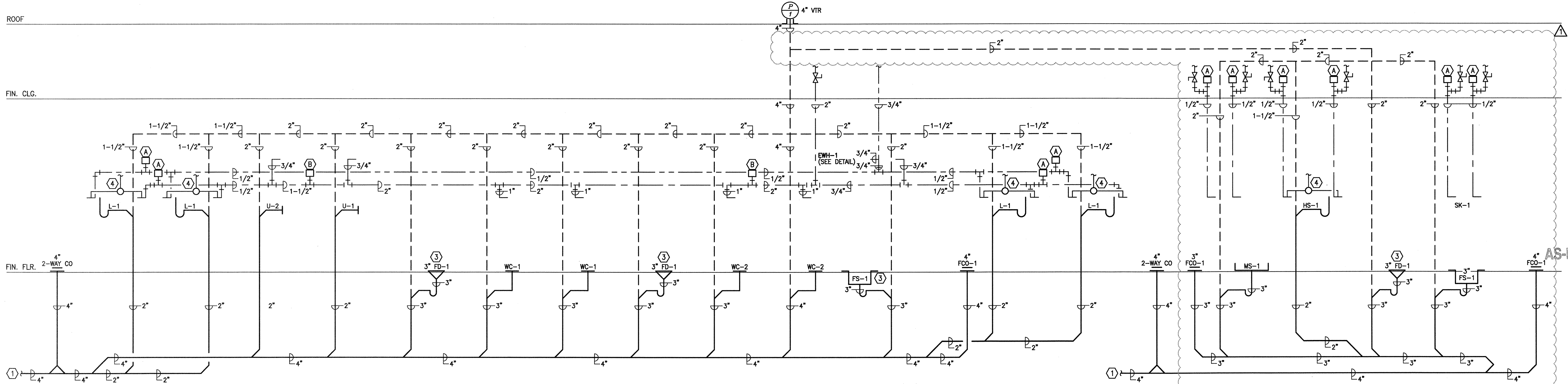
CW WATER ENTRY DETAIL

NO SCALE



WATER HEATER DETAIL (EWH-1)

NO SCALE



PLUMBING RISER DIAGRAM

NO SCALE



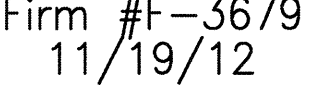
FORT BEND COUNTY
301 Jackson Street
Richmond, TX 77469



ROSENBERGER CONSTRUCTION
DESIGN/BUILDER
ONE Sugar Creek Center Blvd, Suite 400
Sugar Land, Texas 77478
Telephone: (281) 207-0700
Facsimile: (281) 207-0707
www.rosenbergconstruction.com



HSP partners
ARCHITECT
1627 Plantation Drive, Suite 200
Richmond, Texas 77406
Telephone: (281) 686-1555
Facsimile: (832) 460-3070
www.hspaa.com



Firm #F-3679
11/19/12

FORT BEND COUNTY
BARKER RESERVOIR
BASEBALL CONCESSIONS
BUILDING
18050 WESTHEIMER PARKWAY
HOUSTON, TX 77082



As Built Drawings

JOB NO:
DATE: DECEMBER 29, 2011
REVISIONS:
① 11.19.12 - CITY COMMENTS

DRAWING TITLE
PLUMBING RISERS
AND SCHEDULES

P2.1

These drawings and/or the accompanying specifications, or instruments of service, are the exclusive property of Regency Plumbing Contractors, LP and are not to be used in whole or in part without the written authorization of Regency Plumbing Contractors, LP.