


AFFIDAVIT


} State of Texas  
} County of Fort Bend

The members of Commissioners Court of Fort Bend County state as follows:


The requirements of Subsection (c) of Texas Local Government Code, § 114.026 have been met for the term of July 2012. The amount of cash and other assets in the custody of the County Treasurer at the time of examination are: Cash, \$224,895,749.12 and other assets (Investments and Pools) \$1,648,431.16




Robert E. Hebert, County Judge




Richard Morrison, Commissioner, Precinct 1



Grady Prestage, Commissioner, Precinct 2




W. A. "Andy" Meyers, Commissioner, Precinct 3



James Patterson, Commissioner, Precinct 4

ATTEST:



Dianne Wilson, County Clerk

Date: 8-28-2012



ORDER APPROVING TREASURER'S MONTHLY REPORT

On the 28th day of August, 2012 the Commissioners Court of Fort Bend County met in regular session. Upon motion by Comm Meyers, and seconded by Comm Morrison, the Commissioners Court approved and entered this order.


In compliance with Texas Local Government Code §114.026, the Commissioners Court have compared and examined the treasurer's report for the term of July 2012 and have determined that the report is correct. The court hereby approves the report and directs the clerk to enter the order in the minutes of the Court.

This order incorporates the Treasurer's report for the term herein above stated (a copy of which report is attached hereto) as though fully expressed herein, said report separately stating the amount received and paid from each fund since the county treasurer's preceding report and any balance remaining in the treasurer's custody.

Further, the affidavits are approved and this Court orders that the same be published once in the newspaper or, on the county's Internet website.

Approved this 28th day of August, 2012.

By:



Robert E. Hebert,  
Fort Bend County Judge

§114.026. COUNTY TREASURER'S REPORT TO COMMISSIONERS COURT AT REGULAR TERM.

(a) At each regular term of the commissioner's court, the county treasurer shall make a detailed report of:

- (1) money received and disbursed;
- (2) debts due to and owed by the county; and
- (3) all other proceedings in the treasurer's office.

(b) At each regular term of the commissioners court, the county treasurer shall exhibit the books and accounts of the treasurer's office for the inspection of the court and shall submit the vouchers relating to the books and accounts for audit and approval.

(c) After the commissioners court has compared and examined the treasurer's report and has determined that the report is correct, the court shall enter an order in its minutes approving the report. The order must separately state the amount received and paid from each fund since the county treasurer's preceding report and any balance remaining in the treasurer's custody. The court shall properly credit the treasurer's accounts.

(d) Before the adjournment of each regular term of the commissioners court, the county judge and each county commissioner shall give an affidavit stating that the requirements of Subsection (c) have been met at that term. The affidavit must state the amount of the cash and other assets that are in the custody of the county treasurer at the time of the examination. The affidavits must be filed with the county clerk and must be recorded in the minutes of the court for the term in which the affidavits are filed. The affidavits must be published once in a newspaper published in the county if there is such a newspaper or, if the county has an Internet website, on the county's website.

FORT BEND COUNTY TREASURER'S MONTHLY REPORT  
 CASH AND INVESTMENT ACTIVITY  
 July 2012

FUND	DESCRIPTION	BEGINNING BALANCE	DEPOSITS	WITH-DRAWALS	ENDING BALANCE	INVESTMENTS	TREASURER'S TOTAL ENDING BALANCE
100	General Operating	57,669,445.34	10,707,059.52	24,714,862.56	43,661,642.30	283,563.27	43,945,205.57
150	Juvenile Operations	3,947,679.66	936,553.39	917,595.22	3,966,637.83	-	3,966,637.83
155	Road & Bridge	7,328,241.21	1,433,793.44	1,821,955.32	6,940,079.33	62,342.67	7,002,422.00
160	Drainage District	6,342,187.00	346,848.57	623,976.99	6,065,058.58	44,577.33	6,109,635.91
165	Lateral Road	479,739.42	406.34	-	480,145.76	-	480,145.76
170	Statue Restoration	4,244.63	3.60	-	4,248.23	-	4,248.23
175	City Water Assistance	23,391.37	622.01	45.53	23,967.85	-	23,967.85
185	Entex Contributions	457.93	0.23	299.89	158.27	-	158.27
190	H L & P Assistance	17,025.49	20,020.16	7,087.32	29,958.33	-	29,958.33
195	County Law Library	1,005,005.60	31,867.97	7,128.70	1,029,744.87	-	1,029,744.87
200	Law Enforcement Academy	777,929.72	33,586.80	7,974.40	803,542.12	-	803,542.12
210	Ambulance Paramedics	8,412.07	7.09	62.34	8,356.82	-	8,356.82
360	Law Enforcement Training	27,439.96	22.80	4,070.00	23,392.76	-	23,392.76
215	Library Donations	147,617.07	678.19	11,080.22	137,215.04	-	137,215.04
225	FBC Asset Forfeiture-Task-State	1,042,866.25	123,761.57	12,027.10	1,154,600.72	-	1,154,600.72
235	Probate Court Training	66,929.83	486.85	-	67,416.68	-	67,416.68
245	Alert Program-Juvenile	43,202.86	36.59	-	43,239.45	-	43,239.45
255	D A Asset Forfeiture-Fed.	10,105.48	8.56	-	10,114.04	-	10,114.04
260	D A Bad Check Coll Fund	117,627.18	1,215.83	403.44	118,439.57	-	118,439.57

FORT BEND COUNTY TREASURER'S MONTHLY REPORT  
CASH AND INVESTMENT ACTIVITY  
July 2012

265	Gus George Memorial	2,980.78	2.37	279.47	2,703.68	-	2,703.68
275	D A Special Fund Run	16,931.14	14.34	-	16,945.48	-	16,945.48
280	Co.Atty.Supplemental Salary	126,228.46	2,705.87	3,850.80	125,083.53	-	125,083.53
285	FBC Records Management	1,988,062.27	90,701.65	38,597.42	2,040,166.50	-	2,040,166.50
290	VIT Interest (Tax Coll)	9,204.15	7.53	1,375.00	7,836.68	-	7,836.68
295	Courthouse Security	-	-	-	-	-	-
300	FBC Elections	777,536.51	92,690.91	11,787.84	858,439.58	-	858,439.58
305	FBC Asset Forfeiture Task-Fed.	32,208.05	27.21	385.00	31,850.26	-	31,850.26
310	Sheriff Ofc/Forfeiture Assets-St.	538,264.90	13,134.49	9,995.50	541,403.89	-	541,403.89
315	Sheriff Ofc/Forfeiture Assets-Fed.	686,691.17	575.23	23,484.75	663,781.65	-	663,781.65
320	Constable Pct. 2 F/A	2,769.19	2.35	-	2,771.54	-	2,771.54
335	DA Asset Forfeiture-State	450,495.24	10,705.99	37,612.98	423,588.25	-	423,588.25
355	FBC Co.Child Abuse Prev.	7,495.92	151.01	6.11	7,640.82	-	7,640.82
732	2007 Facilities Constr.Bonds	5,146,270.65	4,316.25	84,938.28	5,065,648.62	314,746.57	5,380,395.19
810	Toll Road Operations	34,977,364.73	1,866,357.52	2,516,584.47	34,327,137.78	291,612.23	34,618,750.01
896	On Site Wastewater	1,755.26	340.79	1,101.26	994.79	-	994.79
898	Consolidated Court Cost	598,667.22	273,117.17	806,564.14	65,220.25	-	65,220.25
390	Child Protective Service IV-E	91,037.64	7,384.25	3,864.69	94,557.20	-	94,557.20
400	CDGB 2001	196,986.89	793,815.48	861,855.62	128,946.75	-	128,946.75
402	Hope 3 Program Sales	789.39	0.67	-	790.06	-	790.06
410	Child Support IVD Reimb.	190,575.81	1,136.67	-	191,712.48	-	191,712.48

FORT BEND COUNTY TREASURER'S MONTHLY REPORT  
CASH AND INVESTMENT ACTIVITY  
July 2012

415	Local Law Enf.Block Grant	86,445.43	5,324.40	13,356.27	78,413.56	-	78,413.56
440	Supervision	1,666,711.49	543,763.27	362,549.44	1,847,925.32	-	1,847,925.32
855	Work.Comp &Unempl. Ins.	1,393,738.59	1,173.52	46,596.45	1,348,315.66	-	1,348,315.66
205	Surface Water Supply Corp.	7,671.50	6.50	-	7,678.00	-	7,678.00
TREA	Treasurer's Account	89.85	3,255,163.78	3,253,540.96	1,712.67	-	1,712.67
INVE	FBC Investment Account	-	-	-	-	-	-
850M	Boon-Chapman Medical	5,342,792.76	10,289.86	1,378,187.27	3,974,895.35	-	3,974,895.35
850D	Boon-Chapman Dental	2,120,116.03	2,622.71	134,891.67	1,987,847.07	-	1,987,847.07
850	Employee Benefits	3,682,557.61	291,481.78	481,774.98	3,492,264.41	35,194.66	3,527,459.07
882	Boon-Chapman 125	71,713.19	45,177.17	29,030.54	87,859.82	-	87,859.82
884	Fee Officer's Account	1,932,762.81	1,574,532.23	1,535,854.11	1,971,440.93	-	1,971,440.93
912	JP Credit Card Processing	28,789.83	132,089.92	90,144.28	70,735.47	-	70,735.47
908	EMS Credit Card Processing	8,770.46	6,061.67	9,717.22	5,114.91	-	5,114.91
600/605	Debt Service Account	12,316,111.45	359,864.00	301,669.03	12,374,306.42	-	12,374,306.42
726	Oyster Creek	40,079.57	33.95	-	40,113.52	-	40,113.52
728	Flood Control Water Supply	3,462,841.66	4,399.29	200.00	3,467,040.95	46,256.86	3,513,297.81
GAS	FBC Fuel Account (Susser)	18.25	383,747.11	298,527.58	85,237.78	-	85,237.78
734	2009 Justice Center Const.Bnds	1,160,878.54	1,457.88	18,036.54	1,144,299.88	570,137.57	1,714,437.45
332	Fire Marshal St. Ass't. Forfeiture	644.89	0.82	-	645.71	-	645.71
736	Mobiliby Proj.Const.Bnds 2009	-	-	-	-	-	-
JPEF	JP #4 E-Filing	2.05	48.01	46.05	4.01	-	4.01

FORT BEND COUNTY TREASURER'S MONTHLY REPORT  
 CASH AND INVESTMENT ACTIVITY  
 July 2012

<b>DACC</b>	<b>D A Credit Card Processing</b>	<b>274.79</b>	<b>3,625.22</b>	<b>2,818.52</b>	<b>1,081.49</b>	<b>-</b>	<b>1,081.49</b>
<b>PTCC</b>	<b>Public Transportation Credit Cards</b>	<b>926.53</b>	<b>981.47</b>	<b>1,230.85</b>	<b>677.15</b>	<b>-</b>	<b>677.15</b>
<b>CSCD</b>	<b>CSCD Credit Card Account</b>	<b>27,381.00</b>	<b>41,434.58</b>	<b>31,871.75</b>	<b>36,943.83</b>	<b>-</b>	<b>36,943.83</b>
<b>815</b>	<b>Grand Pkwy Toll Road Ops</b>	<b>50,386.04</b>	<b>39.20</b>	<b>4,390.41</b>	<b>46,034.83</b>	<b>-</b>	<b>46,034.83</b>
<b>145</b>	<b>Emergency Svc Dist 100</b>	<b>742,681.86</b>	<b>943.57</b>	<b>-</b>	<b>743,625.43</b>	<b>-</b>	<b>743,625.43</b>
<b>805</b>	<b>Sheriffs Inmate Credit Card</b>	<b>28,346.81</b>	<b>36,459.26</b>	<b>30,873.84</b>	<b>33,932.23</b>	<b>-</b>	<b>33,932.23</b>
<b>130</b>	<b>Assistance Dist Number 1</b>	<b>151,451.82</b>	<b>159,161.63</b>	<b>-</b>	<b>310,613.45</b>	<b>-</b>	<b>310,613.45</b>
<b>800</b>	<b>Sr. Lien Toll Rd Rev Bonds 2012</b>	<b>28,918,694.57</b>	<b>36,655.50</b>	<b>94,183.83</b>	<b>28,861,166.24</b>	<b>-</b>	<b>28,861,166.24</b>
	<b>Assistant District Number 2</b>	<b>-</b>	<b>-</b>	<b>-</b>	<b>-</b>	<b>-</b>	<b>-</b>
	<b>Assistant District Number 4</b>	<b>-</b>	<b>-</b>	<b>-</b>	<b>-</b>	<b>-</b>	<b>-</b>
	<b>Assistant District Number 5</b>	<b>-</b>	<b>-</b>	<b>-</b>	<b>-</b>	<b>-</b>	<b>-</b>
<b>738</b>	<b>Mobility Projects Bond 2012</b>	<b>54,646,949.22</b>	<b>68,659.80</b>	<b>1,004,964.33</b>	<b>53,710,644.69</b>	<b>-</b>	<b>53,710,644.69</b>
	<b>Total</b>	<b>242,791,692.04</b>	<b>23,759,365.36</b>	<b>41,655,308.28</b>	<b>224,895,749.12</b>	<b>1,648,431.16</b>	<b>226,544,180.28</b>