

ARF-42962
REGULAR SESSION AGENDA

24A

Consent
Treasurer

Meeting Date: 11/24/2020

TITLE: October 2020 Treasurer's Monthly Report

Submitted By: Maria Segura, Treasurer

Originals for signature:

Yes Require Form 1295:

N

Date Approved by County Attorney:

NA County Attorney Initials:

Information

SUMMARY OF ITEM:

Approve monthly report submitted by the County Treasurer for October 2020, and authorize advertisement of affidavit of the same, in accordance with Local Government Code 114.026.

FUNDING SOURCE:

Accounting Unit, Project or Grant Name;
Account Name;

Attachments


Oct 2020 Monthly Report
CC Affidavit
CC Order

AFFIDAVIT

} State of Texas
} County of Fort Bend

The members of Commissioners Court of Fort Bend County state as follows:

The requirements of Subsection (c) of Texas Local Government Code, § 114.026 have been met for the term of October 2020. The amount of cash and other assets in the custody of the County Treasurer at the time of examination are: Cash, \$173,515,704.84 and other assets (Investments and Pools) \$274,128,242.48.




KP George, County Judge



Vincent Morales, Commissioner, Precinct 1



Grady Prestage, Commissioner, Precinct 2



W. A. "Andy" Meyers, Commissioner, Precinct 3




Ken R. DeMerchant, Commissioner, Precinct 4

ATTEST:



Laura Richard, County Clerk



Date: 11-24-2020

ORDER APPROVING TREASURER'S MONTHLY REPORT

On the 24th day of November, 2020 the Commissioners Court of Fort Bend County met in regular session. Upon motion by Commissioner Myers, and seconded by Commissioner Morales, the Commissioners Court approved and entered this order.


In compliance with Texas Local Government Code §114.026, the Commissioners Court have compared and examined the treasurer's report for the term of October 2020 and have determined that the report is correct. The court hereby approves the report and directs the clerk to enter the order in the minutes of the Court.

This order incorporates the treasurer's report for the term herein above stated (a copy of which report is attached hereto) as though fully expressed herein, said report separately stating the amount received and paid from each fund since the county treasurer's preceding report and any balance remaining in the treasurer's custody.

Further, the affidavits are approved and this Court orders that the same be published once in the newspaper or, on the county's Internet website.

Approved this 24th day of November, 2020.

By:



KP George,
Fort Bend County Judge

§114.026. COUNTY TREASURER'S REPORT TO COMMISSIONERS COURT AT REGULAR TERM.

(a) At each regular term of the commissioner's court, the county treasurer shall make a detailed report of:

- (1) money received and disbursed;
- (2) debts due to and owed by the county; and
- (3) all other proceedings in the treasurer's office.

(b) At each regular term of the commissioner's court, the county treasurer shall exhibit the books and accounts of the treasurer's office for the inspection of the court and shall submit the vouchers relating to the books and accounts for audit and approval.

(c) After the commissioner's court has compared and examined the treasurer's report and has determined that the report is correct, the court shall enter an order in its minutes approving the report. The order must separately state the amount received and paid from each fund since the county treasurer's preceding report and any balance remaining in the treasurer's custody. The court shall properly credit the treasurer's accounts.

(d) Before the adjournment of each regular term of the commissioner's court, the county judge and each county commissioner shall give an affidavit stating that the requirements of Subsection (c) have been met at that term. The affidavit must state the amount of the cash and other assets that are in the custody of the county treasurer at the time of the examination. The affidavits must be filed with the county clerk and must be recorded in the minutes of the court for the term in which the affidavits are filed. The affidavits must be published once in a newspaper published in the county if there is such a newspaper or, if the county has an Internet website, on the county's website.

FORT BEND COUNTY TREASURER'S MONTHLY REPORT
CASH AND INVESTMENT ACTIVITY
October 31, 2020

| FUND | DESCRIPTION | BEGINNING BALANCE | DEPOSITS | WITH-DRAWALS | ENDING BALANCE | INVESTMENTS | TREASURER'S TOTAL ENDING BALANCE |
|------|---------------------------------|----------------------|---------------|---------------|----------------|---------------|-------------------------------------|
| 100 | General Operating | 50,964,758.64 | 59,814,597.14 | 67,974,972.64 | 42,804,383.14 | 46,715,037.39 | 89,519,420.53 |
| 150 | Juvenile Operations | 2,155,248.42 | 15,831,339.77 | 3,285,060.56 | 14,701,527.63 | 2,511,106.49 | 17,212,634.12 |
| 155 | Road & Bridge | 1,963,347.70 | 5,352,239.21 | 4,251,690.14 | 3,063,896.77 | 6,095,390.29 | 9,159,287.06 |
| 160 | Drainage District | 1,880,792.29 | 5,006,261.28 | 4,767,239.40 | 2,119,814.17 | 3,810,632.44 | 5,930,446.61 |
| 165 | Lateral Road | 1,186,837.34 | 67,090.75 | - | 1,253,928.09 | | 1,253,928.09 |
| 170 | Statue Restoration | 4,612.04 | 0.99 | - | 4,613.03 | | 4,613.03 |
| 175 | City Water Assistance | 4,321.79 | 0.63 | 2,419.54 | 1,902.88 | | 1,902.88 |
| 185 | Entex Contributions | 4.71 | - | - | 4.71 | | 4.71 |
| 190 | H L & P Assistance | 23,203.48 | 4.99 | 295.91 | 22,912.56 | | 22,912.56 |
| 195 | County Law Library | 1,347,817.92 | 38,004.69 | 70,119.59 | 1,315,703.02 | | 1,315,703.02 |
| 200 | Law Enforcement Academy | 439,610.25 | 3,965.32 | 2,632.23 | 440,943.34 | | 440,943.34 |
| 205 | Surface Water Supply Corp. | 8,335.44 | 1.80 | | 8,337.24 | | 8,337.24 |
| 206 | Industrial Development Corp. | 35,683.55 | 7.69 | - | 35,691.24 | | 35,691.24 |
| 207 | FBC Historical Commission | 5,192.44 | 1.12 | - | 5,193.56 | | 5,193.56 |
| 215 | Library Donations | 117,562.53 | 58.99 | 9,175.99 | 108,445.53 | | 108,445.53 |
| 225 | FBC Asset Forfeiture-Task-State | 725,118.68 | 130,608.53 | 16,291.72 | 839,435.49 | | 839,435.49 |
| 235 | Probate Court Training | 139,838.81 | 1,246.83 | - | 141,085.64 | | 141,085.64 |
| 245 | Alert Program-Juvenile | 55,713.57 | 14.30 | - | 55,727.87 | | 55,727.87 |
| 255 | D A Asset Forfeiture-Fed. | 55.43 | 0.01 | - | 55.44 | | 55.44 |
| 265 | Gus George Memorial | 4,688.17 | 1.01 | - | 4,689.18 | | 4,689.18 |

FORT BEND COUNTY TREASURER'S MONTHLY REPORT
CASH AND INVESTMENT ACTIVITY
October 31, 2020

| | | | | | | |
|---------|------------------------------------|--------------|--------------|------------|--------------|--------------|
| 275 | D A Special Fund Run | 9,977.78 | 1.93 | 1,829.00 | 8,150.71 | 8,150.71 |
| 280 | Co.Atty.Supplemental Salary | 214,453.22 | 84,083.50 | 6,184.66 | 292,352.06 | 292,352.06 |
| 290 | VIT Interest (Tax Coll) | 106,296.65 | 2,447.68 | - | 108,744.33 | 108,744.33 |
| 300 | FBC Elections | 486,169.15 | 100.89 | 34,152.73 | 452,117.31 | 452,117.31 |
| 305 | FBC Asset Forfeic.Task-Fed. | 41,547.41 | 24.76 | 946.29 | 40,625.88 | 40,625.88 |
| 310 | Sheriff Ofc/Forfei.Assets-St. | 856,135.73 | 289.72 | 1,011.36 | 855,414.09 | 855,414.09 |
| 315 | Sheriff Ofc/Forfei.Assets-Fed. | 198,449.34 | 58.43 | 3,419.47 | 195,088.30 | 195,088.30 |
| 320 | Constable Pct. 2 F/A | 24.07 | 0.01 | - | 24.08 | 24.08 |
| 322 | Constable Pct 3 F/A | 4,830.22 | 1.04 | - | 4,831.26 | 4,831.26 |
| 324 | Constable Pct 1 F/A | 0.76 | - | - | 0.76 | 0.76 |
| 332 | Fire Marshal St. Ass't. Forfeiture | 702.94 | 0.15 | - | 703.09 | 703.09 |
| 335 | DA Asset Forfeit.-State | 630,595.56 | 618.07 | 13,325.52 | 617,888.11 | 617,888.11 |
| 360 | Law Enforcement Training | 297,869.77 | 100.84 | - | 297,970.61 | 297,970.61 |
| 390 | Child Protective Service IV-E | 193,584.73 | 339.30 | 3,945.50 | 189,978.53 | 189,978.53 |
| 402 | Hope 3 Program Sales | 60.94 | 0.01 | - | 60.95 | 60.95 |
| 410 | Child Support IVD Reimb. | 342,544.74 | 1,534.29 | - | 344,079.03 | 344,079.03 |
| 415 | Local Law Enf.Block Grant | 81,848.79 | 18.04 | 20,895.47 | 60,971.36 | 60,971.36 |
| 440 | Supervision | 4,179,242.78 | 262,282.71 | 543,551.53 | 3,897,973.96 | 3,897,973.96 |
| 470 | FBC Assist District #16 | 3,136.22 | 1,810.90 | - | 4,947.12 | 4,947.12 |
| 474 | FBC Assist District #20 | 11,526.57 | 6,920.01 | - | 18,446.58 | 18,446.58 |
| 600/605 | Debt Service Account | 1,344,167.71 | 2,576,144.59 | 583,414.51 | 3,336,897.79 | - |
| 610 | Drainage Debt Service | 254,729.93 | 292.83 | - | 255,022.76 | 1,001,851.73 |
| | | | | | | 1,256,874.49 |

FORT BEND COUNTY TREASURER'S MONTHLY REPORT
CASH AND INVESTMENT ACTIVITY
October 31, 2020

| | | | | | | | |
|------|------------------------------------|---------------|---------------|---------------|---------------|---------------|---------------|
| 750 | Mission Bend/Four Corners | 453,793.52 | 97.80 | 1,092.00 | 452,799.32 | | 452,799.32 |
| 756 | 2018 Facilities Bond Projects | 3,331,835.86 | 7,803.79 | 415,884.22 | 2,923,755.43 | 14,025,924.84 | 16,949,680.27 |
| 760 | 2020 Facilities Bond Projects | 9,760,475.10 | 15,196.04 | 2,177,363.20 | 7,598,307.94 | | 7,598,307.94 |
| 762 | 2020 Mobility Projects | 34,287,823.06 | 1,371,654.72 | 4,618,976.70 | 31,040,501.08 | | 31,040,501.08 |
| 766 | 2020 Mobility - Tx Heritage Pkwy | 2,183,686.99 | 8,000,677.44 | 5,239,699.62 | 4,944,664.81 | 4,030,091.40 | 8,974,756.21 |
| 802 | Sr. Lien Toll Rd Rev Bonds 2016 | 2,728,123.37 | 587.87 | 2,038.95 | 2,726,672.29 | 8,014,814.14 | 10,741,486.43 |
| 805 | Grand Pkwy Toll Rd Rev Bond | 3,670,259.31 | 1,393.00 | - | 3,671,652.31 | | 3,671,652.31 |
| 810 | Toll Road Operations | 6,410,581.06 | 4,899,901.29 | 207,365.92 | 11,103,116.43 | 79,057,184.26 | 90,160,300.69 |
| 815 | Grand Pkwy Toll Road Ops | 5,272,946.13 | 5,498,588.82 | 2,189,436.57 | 8,582,098.38 | 24,888,981.85 | 33,471,080.23 |
| 990 | County's Cares Act | 6,559,927.36 | 10,319,844.74 | 12,376,283.85 | 4,503,488.25 | 76,227,579.50 | 80,731,067.75 |
| TREA | Treasurer's Account | 3,407,154.79 | 14,129,378.86 | 17,155,681.78 | 380,851.87 | | 380,851.87 |
| INVE | FBC Investment Account | - | 3,000,537.46 | 3,000,537.38 | 0.08 | | 0.08 |
| 850M | Boon-Chapman Medical | 1,293,420.61 | 4,000,596.68 | 3,043,561.99 | 2,250,455.30 | | 2,250,455.30 |
| 850D | Boon-Chapman Dental | 968,942.85 | 334.26 | 183,311.08 | 785,966.03 | | 785,966.03 |
| 882 | Boon-Chapman 125 | 286,597.40 | 68,384.49 | 45,506.79 | 309,475.10 | | 309,475.10 |
| 884 | Fee Officer's Account | 2,675,341.46 | 2,347,230.10 | 2,068,989.27 | 2,953,582.29 | | 2,953,582.29 |
| 912 | JP Credit Card Processing | 27,499.56 | 287,417.83 | 264,466.26 | 50,451.13 | | 50,451.13 |
| 908 | EMS Credit Card Processing | 18,842.71 | 22,291.69 | 26,618.99 | 14,515.41 | | 14,515.41 |
| DACC | D A Credit Card Processing | 5,854.77 | 14,489.59 | 11,397.05 | 8,947.31 | | 8,947.31 |
| PTCC | Public Transportation Credit Cards | 330.15 | 4,822.72 | 4,017.85 | 1,135.02 | | 1,135.02 |
| CSCD | CSCD Credit Card Account | 218,323.93 | 239,456.44 | 250,386.45 | 207,393.92 | | 207,393.92 |

FORT BEND COUNTY TREASURER'S MONTHLY REPORT
CASH AND INVESTMENT ACTIVITY
October 31, 2020

| | | | | | | | |
|------|----------------------------------|--------------|--------------|--------------|--------------|--------------|--------------|
| LBCC | Library Credit Card | 1,684.16 | 1,797.77 | 3,306.37 | 175.56 | | 175.56 |
| JUCC | Juvenile Credit Card | 220.15 | 1,661.84 | 1,704.51 | 177.48 | | 177.48 |
| SOCC | Sheriff Credit Card | 23,710.60 | 26,810.00 | 26,286.87 | 24,233.73 | | 24,233.73 |
| TRCC | Toll Road Permit Credit Card | 4,664.84 | 1,476.87 | 5,253.07 | 888.64 | | 888.64 |
| 130 | Assistance Dist Number 1 | 354,359.93 | 3,111,168.62 | 2,183,175.00 | 1,282,353.55 | - | 1,282,353.55 |
| 131 | Assistant District Number 2 | 1,568,386.93 | 149,620.16 | 2,000.00 | 1,716,007.09 | 2,504,629.47 | 4,220,636.56 |
| 133 | Assistant District Number 4 | 577,397.86 | 25,306.93 | 1,500.00 | 601,204.79 | 1,252,314.71 | 1,853,519.50 |
| 134 | Assistant District Number 5 | 280,758.82 | 5,774.98 | 500.00 | 286,033.80 | | 286,033.80 |
| 135 | Assistant District Number 6 | 913,845.13 | 109,148.84 | 6,805.45 | 1,016,188.52 | 2,003,703.60 | 3,019,892.12 |
| 136 | Assistant District Number 7 | 752,703.02 | 108,292.12 | 2,300.00 | 858,695.14 | | 858,695.14 |
| 137 | Assistant District Number 8 | 72,332.28 | 2,351.70 | - | 74,683.98 | | 74,683.98 |
| 138 | Assistant District Number 9 | 558,152.55 | 1,061,794.53 | - | 1,619,947.08 | - | 1,619,947.08 |
| 139 | Assistant District Number 10 | 539,362.67 | 37,445.90 | 39,200.00 | 537,608.57 | | 537,608.57 |
| 140 | Assistant District Number 11 | 863,205.67 | 62,760.60 | 8,000.00 | 917,966.27 | | 917,966.27 |
| 145 | Emergency Svc Dist 100 | 2,109,031.40 | 452.33 | 15,120.54 | 2,094,363.19 | 1,989,000.37 | 4,083,363.56 |
| CCCA | Non Fee Officer CC Clearing Acct | 92,860.25 | 153,874.40 | 210,651.04 | 36,083.61 | | 36,083.61 |
| JPMT | Juror Payments | 9,250.70 | 11,431.90 | 1,429.48 | 19,253.12 | | 19,253.12 |
| EPEC | Engineering Permitting E-Check | 6,511.84 | 3,481.40 | 6,211.84 | 3,781.40 | | 3,781.40 |
| JE11 | JP 1-1 E-Filing | 204.25 | 7,093.77 | 6,557.75 | 740.27 | | 740.27 |
| JE12 | JP 1-2 E-Filing | 314.69 | 5,053.65 | 4,960.19 | 408.15 | | 408.15 |
| JE02 | JP 2 E-Filing | 5,202.78 | 14,291.49 | 18,200.78 | 1,293.49 | | 1,293.49 |
| JE03 | JP 3 E-Filing | 473.73 | 14,984.92 | 13,764.23 | 1,694.42 | | 1,694.42 |

FORT BEND COUNTY TREASURER'S MONTHLY REPORT
CASH AND INVESTMENT ACTIVITY
October 31, 2020

| | | | | | | | |
|-------------|-----------------------|-----------------------|-----------------------|-----------------------|-----------------------|-----------------------|-----------------------|
| JP04 | JP #4 E-Filing | 1,364.29 | 12,083.34 | 11,933.54 | 1,514.09 | | 1,514.09 |
| | Total | 162,618,396.74 | 148,341,358.44 | 137,444,050.34 | 173,515,704.84 | 274,128,242.48 | 447,643,947.32 |

