

# Investment Report

## Ft. Bend County

### 10/01/11 - 10/31/11

This report summarizes the investment position of Ft. Bend County for the period 10/01/11 to 10/31/11.

	09/30/11	10/31/11
Book Value	149,996,960.88	124,057,865.63
Market Value	149,996,960.88	124,057,865.63
Par Value	149,996,960.88	124,057,865.63
Change in Market Value		-0.00
Weighted Average Maturity (in Days)	1	1
Weighted Average Yield-to-Maturity of Portfolio	1.4800%	1.4800%
Yield-to-Maturity of 90 Day T-Bill	0.0150%	0.0200%
Accrued Interest		0.00

This report is presented in accordance with the Texas Government Code Title 10 Section 2256.023. The below signed hereby certify that, to the best of their knowledge on the date this report was created, Ft. Bend County is in compliance with the provisions of Government Code 2256 and with the stated policies and strategies of Ft. Bend County.

*Pamela Hubbel*

Director of Finance & Investments


January 30, 2012

# Investment Report


## Ft. Bend County

10/01/11 - 10/31/11


### Portfolio Composition - 09/30/11



### Portfolio Composition - 10/31/11




### Maturity Aging - 09/30/11 vs 10/31/11



■ Previous Period ■ Current Period

### Portfolio Performance - 10/01/11 to 10/31/11



— Portfolio — 90 Day T-Bill

**GASB 31 Compliance**  
**Ft. Bend County**  
**Effective Interest - Actual Life**  
**Receipts in Period**  
**10/01/11 - 10/31/11**

CUSIP	Invest Number	Security Description	Purchase Date	Sale Date	Valuation Method	Yield Earned	Price Source 10/01/11	Beginning Unit Price	Par Value On 10/01/11	Reported Value 10/01/11	Purchase Cost	Sales Proceeds	Ending Unit Price	Par Value On 10/31/11	Price Source 10/31/11	Reported Value 10/31/11	Change in Fair Value	Interest	Net Investment Income
Prosperity-Invest Acct	AR-0004	SNB - Investment Account	03/20/02	Open	Fair Value	0.0000	Manual	0.000000	0.00	0.00	0.00	0.00	0.000000	0.00	Manual	0.00	0.00	0.00	0.00
MBIA	AR-0005	State Pool	06/05/02	Open	Fair Value	0.0000	Manual	0.000000	0.00	0.00	0.00	0.00	0.000000	0.00	Manual	0.00	0.00	0.00	0.00
Prosperity-Money Market Accts.	AR-0009	Money Market	11/30/03	Open	Fair Value	1.1250	Manual	1.000000	147,790,454.61	147,790,454.61	0.00	25,939,350.31	1.000000	121,851,104.30	Manual	121,851,104.30	0.00	141,209.12	141,209.12
Texas Term	AR-0013	State Pool	07/13/07	Open	Fair Value	0.0000	Manual	0.000000	0.00	0.00	0.00	0.00	0.000000	0.00	Manual	0.00	0.00	0.00	0.00
MB01-MBIA Toll Rd. Auth	AR-0014	State Pool	11/01/08	Open	Fair Value	0.0000	Manual	0.000000	0.00	0.00	0.00	0.00	0.000000	0.00	Manual	0.00	0.00	0.00	0.00
MB02-MBIA General	AR-0015	State Pool	11/01/08	Open	Fair Value	0.1362	Manual	1.000000	281,035.78	281,035.78	0.00	-32.51	1.000000	281,068.29	Manual	281,068.29	0.00	32.51	32.51
MB03-MBIA Road & Bridge	AR-0016	State Pool	11/01/08	Open	Fair Value	0.1347	Manual	1.000000	60,221.89	60,221.89	0.00	-6.89	1.000000	60,228.78	Manual	60,228.78	0.00	6.89	6.89
MB04-MBIA Drainage	AR-0017	State Pool	11/01/08	Open	Fair Value	0.1353	Manual	1.000000	43,159.09	43,159.09	0.00	-4.96	1.000000	43,164.05	Manual	43,164.05	0.00	4.96	4.96
MB05-MBIA Mobility	AR-0018	State Pool	11/01/08	Open	Fair Value	0.1364	Manual	1.000000	210,776.84	210,776.84	0.00	-24.42	1.000000	210,801.26	Manual	210,801.26	0.00	24.42	24.42
MB06-MBIA Toll Rd. Operations	AR-0019	State Pool	11/01/08	Open	Fair Value	0.1362	Manual	1.000000	289,065.21	289,065.21	0.00	-33.44	1.000000	289,098.65	Manual	289,098.65	0.00	33.44	33.44
MB07-MBIA Fac. Construction	AR-0020	State Pool	11/01/08	Open	Fair Value	0.1362	Manual	1.000000	312,150.27	312,150.27	0.00	-36.11	1.000000	312,186.38	Manual	312,186.38	0.00	36.11	36.11
MB08-MBIA Fld.Cont.(Big Crk)	AR-0021	State Pool	11/01/08	Open	Fair Value	0.1374	Manual	1.000000	45,166.55	45,166.55	0.00	-5.27	1.000000	45,171.82	Manual	45,171.82	0.00	5.27	5.27
TT00-TX TERM General	AR-0022	State Pool	11/01/08	Open	Fair Value	0.0702	Manual	1.000000	1,006.18	1,006.18	0.00	-0.06	1.000000	1,006.24	Manual	1,006.24	0.00	0.06	0.06
TT01-TX TERM-Mobility	AR-0023	State Pool	11/01/08	Open	Fair Value	0.0701	Manual	1.000000	1,007.36	1,007.36	0.00	-0.06	1.000000	1,007.42	Manual	1,007.42	0.00	0.06	0.06
TT02-TX TERM Toll Rd. Operation	AR-0024	State Pool	11/01/08	Open	Fair Value	0.0703	Manual	1.000000	1,005.05	1,005.05	0.00	-0.06	1.000000	1,005.11	Manual	1,005.11	0.00	0.06	0.06
TT03-TX TERM Fac. Construction	AR-0025	State Pool	11/01/08	Open	Fair Value	0.0704	Manual	1.000000	1,003.76	1,003.76	0.00	-0.06	1.000000	1,003.82	Manual	1,003.82	0.00	0.06	0.06
TT04-TX TERM Road & Bridge	AR-0026	State Pool	11/01/08	Open	Fair Value	0.0704	Manual	1.000000	1,003.22	1,003.22	0.00	-0.06	1.000000	1,003.28	Manual	1,003.28	0.00	0.06	0.06
TT05-TX TERM Drainage	AR-0027	State Pool	11/01/08	Open	Fair Value	0.0708	Manual	1.000000	332.83	332.83	0.00	-0.02	1.000000	332.85	Manual	332.85	0.00	0.02	0.02
LOG1-Logic- General	AR-0028	State Pool	11/10/08	Open	Fair Value	0.1524	Manual	1.000000	1,004.54	1,004.54	0.00	-0.13	1.000000	1,004.67	Manual	1,004.67	0.00	0.13	0.13
LOG2-Logic-Toll Rd.Operations	AR-0029	State Pool	11/10/08	Open	Fair Value	0.1515	Manual	1.000000	1,010.55	1,010.55	0.00	-0.13	1.000000	1,010.68	Manual	1,010.68	0.00	0.13	0.13
LOG3-Logic-Flood Control	AR-0030	State Pool	11/10/08	Open	Fair Value	0.1522	Manual	1.000000	1,005.82	1,005.82	0.00	-0.13	1.000000	1,005.95	Manual	1,005.95	0.00	0.13	0.13
LOG4-Logic-Facilities Const.Bnd	AR-0031	State Pool	11/10/08	Open	Fair Value	0.1502	Manual	1.000000	1,019.02	1,019.02	0.00	-0.13	1.000000	1,019.15	Manual	1,019.15	0.00	0.13	0.13
LOG5-Logic-Drainage	AR-0032	State Pool	11/10/08	Open	Fair Value	0.1524	Manual	1.000000	1,004.32	1,004.32	0.00	-0.13	1.000000	1,004.45	Manual	1,004.45	0.00	0.13	0.13
LOG7-Logic-Mobility	AR-0034	State Pool	11/10/08	Open	Fair Value	0.1512	Manual	1.000000	1,012.15	1,012.15	0.00	-0.13	1.000000	1,012.28	Manual	1,012.28	0.00	0.13	0.13
LOG8-Logic-Road & Bridge	AR-0035	State Pool	11/10/08	Open	Fair Value	0.1523	Manual	1.000000	1,004.74	1,004.74	0.00	-0.13	1.000000	1,004.87	Manual	1,004.87	0.00	0.13	0.13
LOG9-Logic-Employee Benefits	AR-0036	State Pool	02/12/09	Open	Fair Value	0.1524	Manual	1.000000	1,004.46	1,004.46	0.00	-0.13	1.000000	1,004.59	Manual	1,004.59	0.00	0.13	0.13
MB09-MBIA Justice Center Bnds	AR-0037	State Pool	01/07/10	Open	Fair Value	0.1361	Manual	1.000000	569,097.20	569,097.20	0.00	-65.80	1.000000	569,163.00	Manual	569,163.00	0.00	65.80	65.80
MB10-MBIA FBC 09 Mobility Fund	AR-0038	State Pool	01/07/10	Open	Fair Value	0.1361	Manual	1.000000	348,283.60	348,283.60	0.00	-40.27	1.000000	348,323.87	Manual	348,323.87	0.00	40.27	40.27
MB11-MBIA EMPLOYEE BENEFITS	AR-0040	State Pool	01/07/10	Open	Fair Value	0.1390	Manual	1.000000	34,125.84	34,125.84	0.00	-4.03	1.000000	34,129.87	Manual	34,129.87	0.00	4.03	4.03
<b>Investment Total</b>						<u>1.1104</u>		<u>1.000000</u>	<u>149,996,960.88</u>	<u>149,996,960.88</u>	<u>0.00</u>	<u>25,939,095.25</u>	<u>1.000000</u>	<u>124,057,865.63</u>		<u>124,057,865.63</u>	<u>0.00</u>	<u>141,464.18</u>	<u>141,464.18</u>



# Portfolio Position

## Ft. Bend County

### Effective Interest - Actual Life

#### Receipts in Period

#### 10/01/11 - 10/31/11

5

CUSIP	Invest Number	Security Description	Purchase Date	Call Date	Par Value On 10/01/11	Par Value On 10/31/11	Market Val On 10/01/11	Market Val On 10/31/11	Purchase Cost	Sales Proceeds	Original Princ/Cost	Amor Value On 10/01/11	Amor Value On 10/31/11
<b>Prosperity- Investment Account Total</b>					<u>0.00</u>	<u>0.00</u>	<u>0.00</u>	<u>0.00</u>	<u>0.00</u>	<u>0.00</u>	<u>0.00</u>	<u>0.00</u>	<u>0.00</u>
<b>295 - Courthouse Security Total</b>					<u>0.00</u>	<u>0.00</u>	<u>0.00</u>	<u>0.00</u>	<u>0.00</u>	<u>0.00</u>	<u>0.00</u>	<u>0.00</u>	<u>0.00</u>
<b>605 - Debt Service</b>													
<b>Prosperity- Investment Account</b>													
Prosperity-Invest Acct	AR-0004	SNB - Investment Account	03/20/02	Open	0.00	0.00	0.00	0.00	0.00	0.00	0.00	0.00	0.00
<b>Prosperity- Investment Account Total</b>					<u>0.00</u>	<u>0.00</u>	<u>0.00</u>	<u>0.00</u>	<u>0.00</u>	<u>0.00</u>	<u>0.00</u>	<u>0.00</u>	<u>0.00</u>
<b>605 - Debt Service Total</b>					<u>0.00</u>	<u>0.00</u>	<u>0.00</u>	<u>0.00</u>	<u>0.00</u>	<u>0.00</u>	<u>0.00</u>	<u>0.00</u>	<u>0.00</u>
<b>160 - Drainage District</b>													
<b>Prosperity- Investment Account</b>													
Prosperity-Invest Acct	AR-0004	SNB - Investment Account	03/20/02	Open	0.00	0.00	0.00	0.00	0.00	0.00	0.00	0.00	0.00
<b>Prosperity- Investment Account Total</b>					<u>0.00</u>	<u>0.00</u>	<u>0.00</u>	<u>0.00</u>	<u>0.00</u>	<u>0.00</u>	<u>0.00</u>	<u>0.00</u>	<u>0.00</u>
<b>State Pool</b>													
MBIA	AR-0005	State Pool	06/05/02	Open	0.00	0.00	0.00	0.00	0.00	0.00	0.00	0.00	0.00
Texas Term	AR-0013	State Pool	07/13/07	Open	0.00	0.00	0.00	0.00	0.00	0.00	0.00	0.00	0.00
<b>State Pool Total</b>					<u>0.00</u>	<u>0.00</u>	<u>0.00</u>	<u>0.00</u>	<u>0.00</u>	<u>0.00</u>	<u>0.00</u>	<u>0.00</u>	<u>0.00</u>
<b>160 - Drainage District Total</b>					<u>0.00</u>	<u>0.00</u>	<u>0.00</u>	<u>0.00</u>	<u>0.00</u>	<u>0.00</u>	<u>0.00</u>	<u>0.00</u>	<u>0.00</u>
<b>850 - EMPLOYEE BENEFITS</b>													
<b>State Pool</b>													
MB11-MBIA EMPLOYEE BENEFITS	AR-0040	State Pool	01/07/10	Open	34,125.84	34,129.87	34,125.84	34,129.87	0.00	0.00	34,000.00	34,125.84	34,129.87
<b>State Pool Total</b>					<u>34,125.84</u>	<u>34,129.87</u>	<u>34,125.84</u>	<u>34,129.87</u>	<u>0.00</u>	<u>0.00</u>	<u>34,000.00</u>	<u>34,125.84</u>	<u>34,129.87</u>
<b>850 - EMPLOYEE BENEFITS Total</b>					<u>34,125.84</u>	<u>34,129.87</u>	<u>34,125.84</u>	<u>34,129.87</u>	<u>0.00</u>	<u>0.00</u>	<u>34,000.00</u>	<u>34,125.84</u>	<u>34,129.87</u>
<b>FBC NAR - FBC NARCOTICS</b>													
<b>Prosperity- Investment Account</b>													
Prosperity-Invest Acct	AR-0004	SNB - Investment Account	03/20/02	Open	0.00	0.00	0.00	0.00	0.00	0.00	0.00	0.00	0.00
<b>Prosperity- Investment Account Total</b>					<u>0.00</u>	<u>0.00</u>	<u>0.00</u>	<u>0.00</u>	<u>0.00</u>	<u>0.00</u>	<u>0.00</u>	<u>0.00</u>	<u>0.00</u>
<b>FBC NAR - FBC NARCOTICS Total</b>					<u>0.00</u>	<u>0.00</u>	<u>0.00</u>	<u>0.00</u>	<u>0.00</u>	<u>0.00</u>	<u>0.00</u>	<u>0.00</u>	<u>0.00</u>
<b>810 - FBC Toll Road Operations</b>													
<b>Prosperity- Investment Account</b>													
Prosperity-Invest Acct	AR-0004	SNB - Investment Account	03/20/02	Open	0.00	0.00	0.00	0.00	0.00	0.00	0.00	0.00	0.00
<b>Prosperity- Investment Account Total</b>					<u>0.00</u>	<u>0.00</u>	<u>0.00</u>	<u>0.00</u>	<u>0.00</u>	<u>0.00</u>	<u>0.00</u>	<u>0.00</u>	<u>0.00</u>
<b>State Pool</b>													
MBIA	AR-0005	State Pool	06/05/02	Open	0.00	0.00	0.00	0.00	0.00	0.00	0.00	0.00	0.00
TT02-TX TERM Toll Rd. Operation	AR-0024	State Pool	11/01/08	Open	0.00	0.00	0.00	0.00	0.00	0.00	0.00	0.00	0.00
<b>State Pool Total</b>					<u>0.00</u>	<u>0.00</u>	<u>0.00</u>	<u>0.00</u>	<u>0.00</u>	<u>0.00</u>	<u>0.00</u>	<u>0.00</u>	<u>0.00</u>
<b>810 - FBC Toll Road Operations Total</b>					<u>0.00</u>	<u>0.00</u>	<u>0.00</u>	<u>0.00</u>	<u>0.00</u>	<u>0.00</u>	<u>0.00</u>	<u>0.00</u>	<u>0.00</u>
<b>728 - FBFCWSC BIG CREEK</b>													
<b>Prosperity- Investment Account</b>													
Prosperity-Invest Acct	AR-0004	SNB - Investment Account	03/20/02	Open	0.00	0.00	0.00	0.00	0.00	0.00	0.00	0.00	0.00
<b>Prosperity- Investment Account Total</b>					<u>0.00</u>	<u>0.00</u>	<u>0.00</u>	<u>0.00</u>	<u>0.00</u>	<u>0.00</u>	<u>0.00</u>	<u>0.00</u>	<u>0.00</u>
<b>State Pool</b>													
MB08-MBIA Fld.Cont.(Big Crk)	AR-0021	State Pool	11/01/08	Open	0.00	0.00	0.00	0.00	0.00	0.00	0.00	0.00	0.00
MBIA	AR-0005	State Pool	06/05/02	Open	0.00	0.00	0.00	0.00	0.00	0.00	0.00	0.00	0.00
<b>State Pool Total</b>					<u>0.00</u>	<u>0.00</u>	<u>0.00</u>	<u>0.00</u>	<u>0.00</u>	<u>0.00</u>	<u>0.00</u>	<u>0.00</u>	<u>0.00</u>
<b>728 - FBFCWSC BIG CREEK Total</b>					<u>0.00</u>	<u>0.00</u>	<u>0.00</u>	<u>0.00</u>	<u>0.00</u>	<u>0.00</u>	<u>0.00</u>	<u>0.00</u>	<u>0.00</u>
<b>100 - General Fund</b>													
<b>Prosperity- Investment Account</b>													
Prosperity-Invest Acct	AR-0004	SNB - Investment Account	03/20/02	Open	0.00	0.00	0.00	0.00	0.00	0.00	50,000,000.00	0.00	0.00



# Portfolio Position

## Ft. Bend County

### Effective Interest - Actual Life

#### Receipts in Period

#### 10/01/11 - 10/31/11

7

CUSIP	Invest Number	Security Description	Purchase Date	Call Date	Par Value On 10/01/11	Par Value On 10/31/11	Market Val On 10/01/11	Market Val On 10/31/11	Purchase Cost	Sales Proceeds	Original Princ/Cost	Amor Value On 10/01/11	Amor Value On 10/31/11
<b>State Pool</b>													
LOG1-Logic- General	AR-0028	State Pool	11/10/08	Open	<u>1,004.54</u>	<u>1,004.67</u>	<u>1,004.54</u>	<u>1,004.67</u>	<u>0.00</u>	<u>0.00</u>	<u>10,000,000.00</u>	<u>1,004.54</u>	<u>1,004.67</u>
<b>State Pool Total</b>					<u>1,004.54</u>	<u>1,004.67</u>	<u>1,004.54</u>	<u>1,004.67</u>	<u>0.00</u>	<u>0.00</u>	<u>10,000,000.00</u>	<u>1,004.54</u>	<u>1,004.67</u>
<b>LOG1 - LOGIC GENERAL Total</b>					<u>1,004.54</u>	<u>1,004.67</u>	<u>1,004.54</u>	<u>1,004.67</u>	<u>0.00</u>	<u>0.00</u>	<u>10,000,000.00</u>	<u>1,004.54</u>	<u>1,004.67</u>
<b>LOG7 - LOGIC MOBILITY</b>													
<b>State Pool</b>													
LOG7-Logic-Mobility	AR-0034	State Pool	11/10/08	Open	<u>1,012.15</u>	<u>1,012.28</u>	<u>1,012.15</u>	<u>1,012.28</u>	<u>0.00</u>	<u>0.00</u>	<u>10,000,000.00</u>	<u>1,012.15</u>	<u>1,012.28</u>
<b>State Pool Total</b>					<u>1,012.15</u>	<u>1,012.28</u>	<u>1,012.15</u>	<u>1,012.28</u>	<u>0.00</u>	<u>0.00</u>	<u>10,000,000.00</u>	<u>1,012.15</u>	<u>1,012.28</u>
<b>LOG7 - LOGIC MOBILITY Total</b>					<u>1,012.15</u>	<u>1,012.28</u>	<u>1,012.15</u>	<u>1,012.28</u>	<u>0.00</u>	<u>0.00</u>	<u>10,000,000.00</u>	<u>1,012.15</u>	<u>1,012.28</u>
<b>LOG8 - LOGIC ROAD &amp; BRIDGE</b>													
<b>State Pool</b>													
LOG8-Logic-Road & Bridge	AR-0035	State Pool	11/10/08	Open	<u>1,004.74</u>	<u>1,004.87</u>	<u>1,004.74</u>	<u>1,004.87</u>	<u>0.00</u>	<u>0.00</u>	<u>1,000,000.00</u>	<u>1,004.74</u>	<u>1,004.87</u>
<b>State Pool Total</b>					<u>1,004.74</u>	<u>1,004.87</u>	<u>1,004.74</u>	<u>1,004.87</u>	<u>0.00</u>	<u>0.00</u>	<u>1,000,000.00</u>	<u>1,004.74</u>	<u>1,004.87</u>
<b>LOG8 - LOGIC ROAD &amp; BRIDGE Total</b>					<u>1,004.74</u>	<u>1,004.87</u>	<u>1,004.74</u>	<u>1,004.87</u>	<u>0.00</u>	<u>0.00</u>	<u>1,000,000.00</u>	<u>1,004.74</u>	<u>1,004.87</u>
<b>LOG2 - LOGIC TOLL OPERATIONS</b>													
<b>State Pool</b>													
LOG2-Logic-Toll Rd.Operations	AR-0029	State Pool	11/10/08	Open	<u>1,010.55</u>	<u>1,010.68</u>	<u>1,010.55</u>	<u>1,010.68</u>	<u>0.00</u>	<u>0.00</u>	<u>2,000,000.00</u>	<u>1,010.55</u>	<u>1,010.68</u>
<b>State Pool Total</b>					<u>1,010.55</u>	<u>1,010.68</u>	<u>1,010.55</u>	<u>1,010.68</u>	<u>0.00</u>	<u>0.00</u>	<u>2,000,000.00</u>	<u>1,010.55</u>	<u>1,010.68</u>
<b>LOG2 - LOGIC TOLL OPERATIONS Total</b>					<u>1,010.55</u>	<u>1,010.68</u>	<u>1,010.55</u>	<u>1,010.68</u>	<u>0.00</u>	<u>0.00</u>	<u>2,000,000.00</u>	<u>1,010.55</u>	<u>1,010.68</u>
<b>708 - Lower Oyster Creek</b>													
<b>Prosperity- Investment Account</b>													
Prosperity-Invest Acct	AR-0004	SNB - Investment Account	03/20/02	Open	<u>0.00</u>	<u>0.00</u>	<u>0.00</u>	<u>0.00</u>	<u>0.00</u>	<u>0.00</u>	<u>0.00</u>	<u>0.00</u>	<u>0.00</u>
<b>Prosperity- Investment Account Total</b>					<u>0.00</u>	<u>0.00</u>	<u>0.00</u>	<u>0.00</u>	<u>0.00</u>	<u>0.00</u>	<u>0.00</u>	<u>0.00</u>	<u>0.00</u>
<b>708 - Lower Oyster Creek Total</b>					<u>0.00</u>	<u>0.00</u>	<u>0.00</u>	<u>0.00</u>	<u>0.00</u>	<u>0.00</u>	<u>0.00</u>	<u>0.00</u>	<u>0.00</u>
<b>MB07 - MBIA 07 FACILITIES CONST.</b>													
<b>State Pool</b>													
MB07-MBIA Fac. Construction	AR-0020	State Pool	11/01/08	Open	<u>312,150.27</u>	<u>312,186.38</u>	<u>312,150.27</u>	<u>312,186.38</u>	<u>0.00</u>	<u>0.00</u>	<u>57,854,378.51</u>	<u>312,150.27</u>	<u>312,186.38</u>
<b>State Pool Total</b>					<u>312,150.27</u>	<u>312,186.38</u>	<u>312,150.27</u>	<u>312,186.38</u>	<u>0.00</u>	<u>0.00</u>	<u>57,854,378.51</u>	<u>312,150.27</u>	<u>312,186.38</u>
<b>MB07 - MBIA 07 FACILITIES CONST. Total</b>					<u>312,150.27</u>	<u>312,186.38</u>	<u>312,150.27</u>	<u>312,186.38</u>	<u>0.00</u>	<u>0.00</u>	<u>57,854,378.51</u>	<u>312,150.27</u>	<u>312,186.38</u>
<b>MB04 - MBIA DRAINAGE</b>													
<b>State Pool</b>													
MB04-MBIA Drainage	AR-0017	State Pool	11/01/08	Open	<u>43,159.09</u>	<u>43,164.05</u>	<u>43,159.09</u>	<u>43,164.05</u>	<u>0.00</u>	<u>0.00</u>	<u>1,267,218.21</u>	<u>43,159.09</u>	<u>43,164.05</u>
<b>State Pool Total</b>					<u>43,159.09</u>	<u>43,164.05</u>	<u>43,159.09</u>	<u>43,164.05</u>	<u>0.00</u>	<u>0.00</u>	<u>1,267,218.21</u>	<u>43,159.09</u>	<u>43,164.05</u>
<b>MB04 - MBIA DRAINAGE Total</b>					<u>43,159.09</u>	<u>43,164.05</u>	<u>43,159.09</u>	<u>43,164.05</u>	<u>0.00</u>	<u>0.00</u>	<u>1,267,218.21</u>	<u>43,159.09</u>	<u>43,164.05</u>
<b>MB08 - MBIA FLOOD CONT.-BIG CREEK</b>													
<b>State Pool</b>													
MB08-MBIA Fld.Cont.(Big Crk)	AR-0021	State Pool	11/01/08	Open	<u>45,166.55</u>	<u>45,171.82</u>	<u>45,166.55</u>	<u>45,171.82</u>	<u>0.00</u>	<u>0.00</u>	<u>4,405,170.92</u>	<u>45,166.55</u>	<u>45,171.82</u>
<b>State Pool Total</b>					<u>45,166.55</u>	<u>45,171.82</u>	<u>45,166.55</u>	<u>45,171.82</u>	<u>0.00</u>	<u>0.00</u>	<u>4,405,170.92</u>	<u>45,166.55</u>	<u>45,171.82</u>
<b>MB08 - MBIA FLOOD CONT.-BIG CREEK Total</b>					<u>45,166.55</u>	<u>45,171.82</u>	<u>45,166.55</u>	<u>45,171.82</u>	<u>0.00</u>	<u>0.00</u>	<u>4,405,170.92</u>	<u>45,166.55</u>	<u>45,171.82</u>
<b>MB02 - MBIA GENERAL</b>													
<b>State Pool</b>													
MB02-MBIA General	AR-0015	State Pool	11/01/08	Open	<u>281,035.78</u>	<u>281,068.29</u>	<u>281,035.78</u>	<u>281,068.29</u>	<u>0.00</u>	<u>0.00</u>	<u>17,374,917.83</u>	<u>281,035.78</u>	<u>281,068.29</u>
<b>State Pool Total</b>					<u>281,035.78</u>	<u>281,068.29</u>	<u>281,035.78</u>	<u>281,068.29</u>	<u>0.00</u>	<u>0.00</u>	<u>17,374,917.83</u>	<u>281,035.78</u>	<u>281,068.29</u>
<b>MB02 - MBIA GENERAL Total</b>					<u>281,035.78</u>	<u>281,068.29</u>	<u>281,035.78</u>	<u>281,068.29</u>	<u>0.00</u>	<u>0.00</u>	<u>17,374,917.83</u>	<u>281,035.78</u>	<u>281,068.29</u>
<b>MB05 - MBIA MOBILITY</b>													
<b>State Pool</b>													
MB05-MBIA Mobility	AR-0018	State Pool	11/01/08	Open	<u>210,776.84</u>	<u>210,801.26</u>	<u>210,776.84</u>	<u>210,801.26</u>	<u>0.00</u>	<u>0.00</u>	<u>16,354,974.77</u>	<u>210,776.84</u>	<u>210,801.26</u>





**Portfolio Position**  
**Ft. Bend County**  
**Effective Interest - Actual Life**  
**Receipts in Period**  
**10/01/11 - 10/31/11**

CUSIP	Invest Number	Security Description	Purchase Date	Call Date	Par Value On 10/01/11	Par Value On 10/31/11	Market Val On 10/01/11	Market Val On 10/31/11	Purchase Cost	Sales Proceeds	Original Princ/Cost	Amor Value On 10/01/11	Amor Value On 10/31/11
TT03-TX TERM Fac. Construction	AR-0025	State Pool	11/01/08	Open	<u>1,003.76</u>	<u>1,003.82</u>	<u>1,003.76</u>	<u>1,003.82</u>	<u>0.00</u>	<u>0.00</u>	<u>25,480,636.20</u>	<u>1,003.76</u>	<u>1,003.82</u>
State Pool Total					<u>1,003.76</u>	<u>1,003.82</u>	<u>1,003.76</u>	<u>1,003.82</u>	<u>0.00</u>	<u>0.00</u>	<u>25,480,636.20</u>	<u>1,003.76</u>	<u>1,003.82</u>
TT03 - TEXAS TERM 07 FACILITIES Total					<u>1,003.76</u>	<u>1,003.82</u>	<u>1,003.76</u>	<u>1,003.82</u>	<u>0.00</u>	<u>0.00</u>	<u>25,480,636.20</u>	<u>1,003.76</u>	<u>1,003.82</u>
TT05 - TEXAS TERM DRAINAGE													
State Pool													
TT05-TX TERM Drainage	AR-0027	State Pool	11/01/08	Open	<u>332.83</u>	<u>332.85</u>	<u>332.83</u>	<u>332.85</u>	<u>0.00</u>	<u>0.00</u>	<u>109,774.61</u>	<u>332.83</u>	<u>332.85</u>
State Pool Total					<u>332.83</u>	<u>332.85</u>	<u>332.83</u>	<u>332.85</u>	<u>0.00</u>	<u>0.00</u>	<u>109,774.61</u>	<u>332.83</u>	<u>332.85</u>
TT05 - TEXAS TERM DRAINAGE Total					<u>332.83</u>	<u>332.85</u>	<u>332.83</u>	<u>332.85</u>	<u>0.00</u>	<u>0.00</u>	<u>109,774.61</u>	<u>332.83</u>	<u>332.85</u>
TT00 - TEXAS TERM GENERAL													
State Pool													
TT00-TX TERM General	AR-0022	State Pool	11/01/08	Open	<u>1,006.18</u>	<u>1,006.24</u>	<u>1,006.18</u>	<u>1,006.24</u>	<u>0.00</u>	<u>0.00</u>	<u>10,006,437.87</u>	<u>1,006.18</u>	<u>1,006.24</u>
State Pool Total					<u>1,006.18</u>	<u>1,006.24</u>	<u>1,006.18</u>	<u>1,006.24</u>	<u>0.00</u>	<u>0.00</u>	<u>10,006,437.87</u>	<u>1,006.18</u>	<u>1,006.24</u>
TT00 - TEXAS TERM GENERAL Total					<u>1,006.18</u>	<u>1,006.24</u>	<u>1,006.18</u>	<u>1,006.24</u>	<u>0.00</u>	<u>0.00</u>	<u>10,006,437.87</u>	<u>1,006.18</u>	<u>1,006.24</u>
TT01 - TEXAS TERM MOBILITY													
State Pool													
TT01-TX TERM-Mobility	AR-0023	State Pool	11/01/08	Open	<u>1,007.36</u>	<u>1,007.42</u>	<u>1,007.36</u>	<u>1,007.42</u>	<u>0.00</u>	<u>0.00</u>	<u>8,483,566.82</u>	<u>1,007.36</u>	<u>1,007.42</u>
State Pool Total					<u>1,007.36</u>	<u>1,007.42</u>	<u>1,007.36</u>	<u>1,007.42</u>	<u>0.00</u>	<u>0.00</u>	<u>8,483,566.82</u>	<u>1,007.36</u>	<u>1,007.42</u>
TT01 - TEXAS TERM MOBILITY Total					<u>1,007.36</u>	<u>1,007.42</u>	<u>1,007.36</u>	<u>1,007.42</u>	<u>0.00</u>	<u>0.00</u>	<u>8,483,566.82</u>	<u>1,007.36</u>	<u>1,007.42</u>
TT04 - TEXAS TERM ROAD & BRIDGE													
State Pool													
TT04-TX TERM Road & Bridge	AR-0026	State Pool	11/01/08	Open	<u>1,003.22</u>	<u>1,003.28</u>	<u>1,003.22</u>	<u>1,003.28</u>	<u>0.00</u>	<u>0.00</u>	<u>10,463.28</u>	<u>1,003.22</u>	<u>1,003.28</u>
State Pool Total					<u>1,003.22</u>	<u>1,003.28</u>	<u>1,003.22</u>	<u>1,003.28</u>	<u>0.00</u>	<u>0.00</u>	<u>10,463.28</u>	<u>1,003.22</u>	<u>1,003.28</u>
TT04 - TEXAS TERM ROAD & BRIDGE Total					<u>1,003.22</u>	<u>1,003.28</u>	<u>1,003.22</u>	<u>1,003.28</u>	<u>0.00</u>	<u>0.00</u>	<u>10,463.28</u>	<u>1,003.22</u>	<u>1,003.28</u>
TT02 - TEXAS TERM TOLL OPERATIONS													
State Pool													
TT02-TX TERM Toll Rd. Operation	AR-0024	State Pool	11/01/08	Open	<u>1,005.05</u>	<u>1,005.11</u>	<u>1,005.05</u>	<u>1,005.11</u>	<u>0.00</u>	<u>0.00</u>	<u>0.00</u>	<u>1,005.05</u>	<u>1,005.11</u>
State Pool Total					<u>1,005.05</u>	<u>1,005.11</u>	<u>1,005.05</u>	<u>1,005.11</u>	<u>0.00</u>	<u>0.00</u>	<u>0.00</u>	<u>1,005.05</u>	<u>1,005.11</u>
TT02 - TEXAS TERM TOLL OPERATIONS Total					<u>1,005.05</u>	<u>1,005.11</u>	<u>1,005.05</u>	<u>1,005.11</u>	<u>0.00</u>	<u>0.00</u>	<u>0.00</u>	<u>1,005.05</u>	<u>1,005.11</u>
800 - Toll Road Authority													
Prosperity- Investment Account													
Prosperity-Invest Acct	AR-0004	SNB - Investment Account	03/20/02	Open	<u>0.00</u>	<u>0.00</u>	<u>0.00</u>	<u>0.00</u>	<u>0.00</u>	<u>0.00</u>	<u>0.00</u>	<u>0.00</u>	<u>0.00</u>
Prosperity- Investment Account Total					<u>0.00</u>	<u>0.00</u>	<u>0.00</u>	<u>0.00</u>	<u>0.00</u>	<u>0.00</u>	<u>0.00</u>	<u>0.00</u>	<u>0.00</u>
State Pool													
MBIA	AR-0005	State Pool	06/05/02	Open	<u>0.00</u>	<u>0.00</u>	<u>0.00</u>	<u>0.00</u>	<u>0.00</u>	<u>0.00</u>	<u>5,000,000.00</u>	<u>0.00</u>	<u>0.00</u>
State Pool Total					<u>0.00</u>	<u>0.00</u>	<u>0.00</u>	<u>0.00</u>	<u>0.00</u>	<u>0.00</u>	<u>5,000,000.00</u>	<u>0.00</u>	<u>0.00</u>
800 - Toll Road Authority Total					<u>0.00</u>	<u>0.00</u>	<u>0.00</u>	<u>0.00</u>	<u>0.00</u>	<u>0.00</u>	<u>5,000,000.00</u>	<u>0.00</u>	<u>0.00</u>
702 - Upper Oyster Creek													
Prosperity- Investment Account													
Prosperity-Invest Acct	AR-0004	SNB - Investment Account	03/20/02	Open	<u>0.00</u>	<u>0.00</u>	<u>0.00</u>	<u>0.00</u>	<u>0.00</u>	<u>0.00</u>	<u>0.00</u>	<u>0.00</u>	<u>0.00</u>
Prosperity- Investment Account Total					<u>0.00</u>	<u>0.00</u>	<u>0.00</u>	<u>0.00</u>	<u>0.00</u>	<u>0.00</u>	<u>0.00</u>	<u>0.00</u>	<u>0.00</u>
702 - Upper Oyster Creek Total					<u>0.00</u>	<u>0.00</u>	<u>0.00</u>	<u>0.00</u>	<u>0.00</u>	<u>0.00</u>	<u>0.00</u>	<u>0.00</u>	<u>0.00</u>
Combined Port													
Money Market													
Prosperity-Money Market Accts.	AR-0009	Money Market	11/30/03	Open	<u>147,790,454.61</u>	<u>121,851,104.30</u>	<u>147,790,454.61</u>	<u>121,851,104.30</u>	<u>0.00</u>	<u>0.00</u>	<u>12,505,577.66</u>	<u>147,790,454.61</u>	<u>121,851,104.30</u>
Money Market Total					<u>147,790,454.61</u>	<u>121,851,104.30</u>	<u>147,790,454.61</u>	<u>121,851,104.30</u>	<u>0.00</u>	<u>0.00</u>	<u>12,505,577.66</u>	<u>147,790,454.61</u>	<u>121,851,104.30</u>
Prosperity- Investment Account													
Prosperity-Invest Acct	AR-0004	SNB - Investment Account	03/20/02	Open	<u>0.00</u>	<u>0.00</u>	<u>0.00</u>	<u>0.00</u>	<u>0.00</u>	<u>0.00</u>	<u>50,000,000.00</u>	<u>0.00</u>	<u>0.00</u>

**Portfolio Position**  
**Ft. Bend County**  
**Effective Interest - Actual Life**  
**Receipts in Period**  
**10/01/11 - 10/31/11**

CUSIP	Invest Number	Security Description	Purchase Date	Call Date	Par Value On 10/01/11	Par Value On 10/31/11	Market Val On 10/01/11	Market Val On 10/31/11	Purchase Cost	Sales Proceeds	Original Princ/Cost	Amor Value On 10/01/11	Amor Value On 10/31/11
<b>Prosperity- Investment Account Total</b>					0.00	0.00	0.00	0.00	0.00	0.00	50,000,000.00	0.00	0.00
<b>State Pool</b>													
LOG1-Logic- General	AR-0028	State Pool	11/10/08	Open	1,004.54	1,004.67	1,004.54	1,004.67	0.00	0.00	10,000,000.00	1,004.54	1,004.67
LOG2-Logic-Toll Rd.Operations	AR-0029	State Pool	11/10/08	Open	1,010.55	1,010.68	1,010.55	1,010.68	0.00	0.00	2,000,000.00	1,010.55	1,010.68
LOG3-Logic-Flood Control	AR-0030	State Pool	11/10/08	Open	1,005.82	1,005.95	1,005.82	1,005.95	0.00	0.00	3,000,000.00	1,005.82	1,005.95
LOG4-Logic-Facilities Const.Bnd	AR-0031	State Pool	11/10/08	Open	1,019.02	1,019.15	1,019.02	1,019.15	0.00	0.00	25,000,000.00	1,019.02	1,019.15
LOG5-Logic-Drainage	AR-0032	State Pool	11/10/08	Open	1,004.32	1,004.45	1,004.32	1,004.45	0.00	0.00	500,000.00	1,004.32	1,004.45
LOG7-Logic-Mobility	AR-0034	State Pool	11/10/08	Open	1,012.15	1,012.28	1,012.15	1,012.28	0.00	0.00	10,000,000.00	1,012.15	1,012.28
LOG8-Logic-Road & Bridge	AR-0035	State Pool	11/10/08	Open	1,004.74	1,004.87	1,004.74	1,004.87	0.00	0.00	1,000,000.00	1,004.74	1,004.87
LOG9-Logic-Employee Benefits	AR-0036	State Pool	02/12/09	Open	1,004.46	1,004.59	1,004.46	1,004.59	0.00	0.00	2,000,000.00	1,004.46	1,004.59
MB01-MBIA Toll Rd. Auth	AR-0014	State Pool	11/01/08	Open	0.00	0.00	0.00	0.00	0.00	0.00	1,508,730.26	0.00	0.00
MB02-MBIA General	AR-0015	State Pool	11/01/08	Open	281,035.78	281,068.29	281,035.78	281,068.29	0.00	0.00	17,374,917.83	281,035.78	281,068.29
MB03-MBIA Road & Bridge	AR-0016	State Pool	11/01/08	Open	60,221.89	60,228.78	60,221.89	60,228.78	0.00	0.00	2,856,438.24	60,221.89	60,228.78
MB04-MBIA Drainage	AR-0017	State Pool	11/01/08	Open	43,159.09	43,164.05	43,159.09	43,164.05	0.00	0.00	1,267,218.21	43,159.09	43,164.05
MB05-MBIA Mobility	AR-0018	State Pool	11/01/08	Open	210,776.84	210,801.26	210,776.84	210,801.26	0.00	0.00	16,354,974.77	210,776.84	210,801.26
MB06-MBIA Toll Rd. Operations	AR-0019	State Pool	11/01/08	Open	289,065.21	289,098.65	289,065.21	289,098.65	0.00	0.00	3,143,377.27	289,065.21	289,098.65
MB07-MBIA Fac. Construction	AR-0020	State Pool	11/01/08	Open	312,150.27	312,186.38	312,150.27	312,186.38	0.00	0.00	57,854,378.51	312,150.27	312,186.38
MB08-MBIA Fld.Cont.(Big Crk)	AR-0021	State Pool	11/01/08	Open	45,166.55	45,171.82	45,166.55	45,171.82	0.00	0.00	4,405,170.92	45,166.55	45,171.82
MB09-MBIA Justice Center Bnds	AR-0037	State Pool	01/07/10	Open	569,097.20	569,163.00	569,097.20	569,163.00	0.00	0.00	567,000.00	569,097.20	569,163.00
MB10-MBIA FBC 09 Mobility Fund	AR-0038	State Pool	01/07/10	Open	348,283.60	348,323.87	348,283.60	348,323.87	0.00	0.00	347,000.00	348,283.60	348,323.87
MB11-MBIA EMPLOYEE BENEFITS	AR-0040	State Pool	01/07/10	Open	34,125.84	34,129.87	34,125.84	34,129.87	0.00	0.00	34,000.00	34,125.84	34,129.87
MBIA	AR-0005	State Pool	06/05/02	Open	0.00	0.00	0.00	0.00	0.00	0.00	5,000,000.00	0.00	0.00
TT00-TX TERM General	AR-0022	State Pool	11/01/08	Open	1,006.18	1,006.24	1,006.18	1,006.24	0.00	0.00	10,006,437.87	1,006.18	1,006.24
TT01-TX TERM-Mobility	AR-0023	State Pool	11/01/08	Open	1,007.36	1,007.42	1,007.36	1,007.42	0.00	0.00	8,483,566.82	1,007.36	1,007.42
TT02-TX TERM Toll Rd. Operation	AR-0024	State Pool	11/01/08	Open	1,005.05	1,005.11	1,005.05	1,005.11	0.00	0.00	0.00	1,005.05	1,005.11
TT03-TX TERM Fac. Construction	AR-0025	State Pool	11/01/08	Open	1,003.76	1,003.82	1,003.76	1,003.82	0.00	0.00	25,480,636.20	1,003.76	1,003.82
TT04-TX TERM Road & Bridge	AR-0026	State Pool	11/01/08	Open	1,003.22	1,003.28	1,003.22	1,003.28	0.00	0.00	10,463.28	1,003.22	1,003.28
TT05-TX TERM Drainage	AR-0027	State Pool	11/01/08	Open	332.83	332.85	332.83	332.85	0.00	0.00	109,774.61	332.83	332.85
Texas Term	AR-0013	State Pool	07/13/07	Open	0.00	0.00	0.00	0.00	0.00	0.00	60,000,000.00	0.00	0.00
<b>State Pool Total</b>					<u>2,206,506.27</u>	<u>2,206,761.33</u>	<u>2,206,506.27</u>	<u>2,206,761.33</u>	<u>0.00</u>	<u>0.00</u>	<u>268,304,084.79</u>	<u>2,206,506.27</u>	<u>2,206,761.33</u>
<b>Combined Port Total</b>					<u>149,996,960.88</u>	<u>124,057,865.63</u>	<u>149,996,960.88</u>	<u>124,057,865.63</u>	<u>0.00</u>	<u>0.00</u>	<u>330,809,662.45</u>	<u>149,996,960.88</u>	<u>124,057,865.63</u>



**Maturity Aging**  
**Ft. Bend County**  
 Effective Interest - Actual Life  
 Receipts in Period  
 10/31/11

12

CUSIP	Invest Number	Security Description	Purchase Date	Days to Maturity	Yield Matur
<b>0 - 30 Days</b>					
LOG1-Logic- General	AR-0028	State Pool	11/10/08	1	0.1470
LOG2-Logic-Toll Rd.Operations	AR-0029	State Pool	11/10/08	1	0.1470
LOG3-Logic-Flood Control	AR-0030	State Pool	11/10/08	1	0.1470
LOG4-Logic-Facilities Const.Bnd	AR-0031	State Pool	11/10/08	1	0.1470
LOG5-Logic-Drainage	AR-0032	State Pool	11/10/08	1	0.1470
LOG7-Logic-Mobility	AR-0034	State Pool	11/10/08	1	0.1470
LOG8-Logic-Road & Bridge	AR-0035	State Pool	11/10/08	1	0.1470
LOG9-Logic-Employee Benefits	AR-0036	State Pool	02/12/09	1	0.1470
MB01-MBIA Toll Rd. Auth	AR-0014	State Pool	11/01/08	1	0.0000
MB02-MBIA General	AR-0015	State Pool	11/01/08	1	0.1400
MB03-MBIA Road & Bridge	AR-0016	State Pool	11/01/08	1	0.1400
MB04-MBIA Drainage	AR-0017	State Pool	11/01/08	1	0.1400
MB05-MBIA Mobility	AR-0018	State Pool	11/01/08	1	0.1400
MB06-MBIA Toll Rd. Operations	AR-0019	State Pool	11/01/08	1	0.1400
MB07-MBIA Fac. Construction	AR-0020	State Pool	11/01/08	1	0.1400
MB08-MBIA Fld.Cont.(Big Crk)	AR-0021	State Pool	11/01/08	1	0.1400
MB09-MBIA Justice Center Bnds	AR-0037	State Pool	01/07/10	1	0.1400
MB10-MBIA FBC 09 Mobility Fund	AR-0038	State Pool	01/07/10	1	0.1400
MB11-MBIA EMPLOYEE BENEFITS	AR-0040	State Pool	01/07/10	1	0.1400
MBIA	AR-0005	State Pool	06/05/02	1	1.6700
Prosperity-Invest Acct	AR-0004	SNB - Investment Account	03/20/02	1	0.7500
Prosperity-Money Market Accts.	AR-0009	Money Market	11/30/03	1	1.5000
TT00-TX TERM General	AR-0022	State Pool	11/01/08	1	0.0700
TT01-TX TERM-Mobility	AR-0023	State Pool	11/01/08	1	0.0700
TT02-TX TERM Toll Rd. Operation	AR-0024	State Pool	11/01/08	1	0.0700
TT03-TX TERM Fac. Construction	AR-0025	State Pool	11/01/08	1	0.0700
TT04-TX TERM Road & Bridge	AR-0026	State Pool	11/01/08	1	0.0700
TT05-TX TERM Drainage	AR-0027	State Pool	11/01/08	1	0.0700
Texas Term	AR-0013	State Pool	07/13/07	<u>1</u>	<u>2.1300</u>
<b>0 - 30 Days Total</b>				<u>1</u>	<u>1.4800</u>
<b>Investment Total</b>				<u>1</u>	<u>1.4800</u>

**Activity Statement**  
**Ft. Bend County**  
**Effective Interest - Actual Life**  
**Receipts in Period**  
**10/01/11 - 10/31/11**

13

Purchase Date	Sale Date	CUSIP	Invest Number	Security Description	Amor Value On 10/01/11	Changes In Principal	Purchase Cost	Sales Proceeds	Purchased Interest	Int/Div Rec In the Perd	Amor Value On 10/31/11
<b>Money Market</b>											
11/30/03	Open	Prosperity-Money Market Accts.	AR-0009	Money Market	147,790,454.61	-25,939,350.31	0.00	0.00	0.00	141,209.12	121,851,104.30
<b>Money Market Total</b>					<u>147,790,454.61</u>	<u>-25,939,350.31</u>	<u>0.00</u>	<u>0.00</u>	<u>0.00</u>	<u>141,209.12</u>	<u>121,851,104.30</u>
<b>Prosperity- Investment Account</b>											
03/20/02	Open	Prosperity-Invest Acct	AR-0004	SNB - Investment Account	0.00	0.00	0.00	0.00	0.00	0.00	0.00
<b>Prosperity- Investment Account Total</b>					<u>0.00</u>	<u>0.00</u>	<u>0.00</u>	<u>0.00</u>	<u>0.00</u>	<u>0.00</u>	<u>0.00</u>
<b>State Pool</b>											
06/05/02	Open	MBIA	AR-0005	State Pool	0.00	0.00	0.00	0.00	0.00	0.00	0.00
07/13/07	Open	Texas Term	AR-0013	State Pool	0.00	0.00	0.00	0.00	0.00	0.00	0.00
11/01/08	Open	MB01-MBIA Toll Rd. Auth	AR-0014	State Pool	0.00	0.00	0.00	0.00	0.00	0.00	0.00
11/01/08	Open	MB02-MBIA General	AR-0015	State Pool	281,035.78	32.51	0.00	0.00	0.00	32.51	281,068.29
11/01/08	Open	MB03-MBIA Road & Bridge	AR-0016	State Pool	60,221.89	6.89	0.00	0.00	0.00	6.89	60,228.78
11/01/08	Open	MB04-MBIA Drainage	AR-0017	State Pool	43,159.09	4.96	0.00	0.00	0.00	4.96	43,164.05
11/01/08	Open	MB05-MBIA Mobility	AR-0018	State Pool	210,776.84	24.42	0.00	0.00	0.00	24.42	210,801.26
11/01/08	Open	MB06-MBIA Toll Rd. Operations	AR-0019	State Pool	289,065.21	33.44	0.00	0.00	0.00	33.44	289,098.65
11/01/08	Open	MB07-MBIA Fac. Construction	AR-0020	State Pool	312,150.27	36.11	0.00	0.00	0.00	36.11	312,186.38
11/01/08	Open	MB08-MBIA Fld.Cont.(Big Crk)	AR-0021	State Pool	45,166.55	5.27	0.00	0.00	0.00	5.27	45,171.82
11/01/08	Open	TT00-TX TERM General	AR-0022	State Pool	1,006.18	0.06	0.00	0.00	0.00	0.06	1,006.24
11/01/08	Open	TT01-TX TERM-Mobility	AR-0023	State Pool	1,007.36	0.06	0.00	0.00	0.00	0.06	1,007.42
11/01/08	Open	TT02-TX TERM Toll Rd. Operation	AR-0024	State Pool	1,005.05	0.06	0.00	0.00	0.00	0.06	1,005.11
11/01/08	Open	TT03-TX TERM Fac. Construction	AR-0025	State Pool	1,003.76	0.06	0.00	0.00	0.00	0.06	1,003.82
11/01/08	Open	TT04-TX TERM Road & Bridge	AR-0026	State Pool	1,003.22	0.06	0.00	0.00	0.00	0.06	1,003.28
11/01/08	Open	TT05-TX TERM Drainage	AR-0027	State Pool	332.83	0.02	0.00	0.00	0.00	0.02	332.85
11/10/08	Open	LOG1-Logic- General	AR-0028	State Pool	1,004.54	0.13	0.00	0.00	0.00	0.13	1,004.67
11/10/08	Open	LOG2-Logic-Toll Rd.Operations	AR-0029	State Pool	1,010.55	0.13	0.00	0.00	0.00	0.13	1,010.68
11/10/08	Open	LOG3-Logic-Flood Control	AR-0030	State Pool	1,005.82	0.13	0.00	0.00	0.00	0.13	1,005.95
11/10/08	Open	LOG4-Logic-Facilities Const.Bnd	AR-0031	State Pool	1,019.02	0.13	0.00	0.00	0.00	0.13	1,019.15
11/10/08	Open	LOG5-Logic-Drainage	AR-0032	State Pool	1,004.32	0.13	0.00	0.00	0.00	0.13	1,004.45
11/10/08	Open	LOG7-Logic-Mobility	AR-0034	State Pool	1,012.15	0.13	0.00	0.00	0.00	0.13	1,012.28
11/10/08	Open	LOG8-Logic-Road & Bridge	AR-0035	State Pool	1,004.74	0.13	0.00	0.00	0.00	0.13	1,004.87
02/12/09	Open	LOG9-Logic-Employee Benefits	AR-0036	State Pool	1,004.46	0.13	0.00	0.00	0.00	0.13	1,004.59
01/07/10	Open	MB09-MBIA Justice Center Bnds	AR-0037	State Pool	569,097.20	65.80	0.00	0.00	0.00	65.80	569,163.00
01/07/10	Open	MB10-MBIA FBC 09 Mobility Fund	AR-0038	State Pool	348,283.60	40.27	0.00	0.00	0.00	40.27	348,323.87
01/07/10	Open	MB11-MBIA EMPLOYEE BENEFITS	AR-0040	State Pool	34,125.84	4.03	0.00	0.00	0.00	4.03	34,129.87
<b>State Pool Total</b>					<u>2,206,506.27</u>	<u>255.06</u>	<u>0.00</u>	<u>0.00</u>	<u>0.00</u>	<u>255.06</u>	<u>2,206,761.33</u>
<b>Investment Total</b>					<u>149,996,960.88</u>	<u>-25,939,095.25</u>	<u>0.00</u>	<u>0.00</u>	<u>0.00</u>	<u>141,464.18</u>	<u>124,057,865.63</u>

**Interest Accrual**  
**Ft. Bend County**  
**Effective Interest - Actual Life**  
**Receipts in Period**  
**Previous Payment - 10/31/11**

CUSIP	Invest Number	Security Description	Purchase Date	Sale Date	Yield Earned	Ending Par Val/Shares	Ending Amor Val/Cost	Purchased Interest	Int/Div Rec In the Perd	Int/Div Accrued In the Perd	PTD Purch Received	Int/Div Rec Purch/Date	Int/Div Accrued Purch/Date
<b>Money Market</b>													
Prosperity-Money Market Accts.	AR-0009	Money Market	11/30/03	Open	1.1250	121,851,104.30	121,851,104.30	0.00	141,209.12	0.00	0.00	17,136,462.07	0.00
<b>Money Market Total</b>					<u>1.1250</u>	<u>121,851,104.30</u>	<u>121,851,104.30</u>	<u>0.00</u>	<u>141,209.12</u>	<u>0.00</u>	<u>0.00</u>	<u>17,136,462.07</u>	<u>0.00</u>
<b>Prosperity- Investment Account</b>													
Prosperity-Invest Acct	AR-0004	SNB - Investment Account	03/20/02	Open	0.0000	0.00	0.00	0.00	0.00	0.00	0.00	1,233,685.72	0.00
<b>Prosperity- Investment Account Total</b>					<u>0.0000</u>	<u>0.00</u>	<u>0.00</u>	<u>0.00</u>	<u>0.00</u>	<u>0.00</u>	<u>0.00</u>	<u>1,233,685.72</u>	<u>0.00</u>
<b>State Pool</b>													
MBIA	AR-0005	State Pool	06/05/02	Open	0.0000	0.00	0.00	0.00	0.00	0.00	0.00	6,630,698.59	0.00
Texas Term	AR-0013	State Pool	07/13/07	Open	0.0000	0.00	0.00	0.00	0.00	0.00	0.00	1,346,888.78	0.00
MB01-MBIA Toll Rd. Auth	AR-0014	State Pool	11/01/08	Open	0.0000	0.00	0.00	0.00	0.00	0.00	0.00	4,510.99	0.00
MB02-MBIA General	AR-0015	State Pool	11/01/08	Open	0.1362	281,068.29	281,068.29	0.00	32.51	0.00	0.00	10,418.66	0.00
MB03-MBIA Road & Bridge	AR-0016	State Pool	11/01/08	Open	0.1347	60,228.78	60,228.78	0.00	6.89	0.00	0.00	967.93	0.00
MB04-MBIA Drainage	AR-0017	State Pool	11/01/08	Open	0.1353	43,164.05	43,164.05	0.00	4.96	0.00	0.00	491.96	0.00
MB05-MBIA Mobility	AR-0018	State Pool	11/01/08	Open	0.1364	210,801.26	210,801.26	0.00	24.42	0.00	0.00	17,633.27	0.00
MB06-MBIA Toll Rd. Operations	AR-0019	State Pool	11/01/08	Open	0.1362	289,098.65	289,098.65	0.00	33.44	0.00	0.00	5,036.20	0.00
MB07-MBIA Fac. Construction	AR-0020	State Pool	11/01/08	Open	0.1362	312,186.38	312,186.38	0.00	36.11	0.00	0.00	67,088.82	0.00
MB08-MBIA Fld.Cont. (Big Crk)	AR-0021	State Pool	11/01/08	Open	0.1374	45,171.82	45,171.82	0.00	5.27	0.00	0.00	4,643.22	0.00
TT00-TX TERM General	AR-0022	State Pool	11/01/08	Open	0.0702	1,006.24	1,006.24	0.00	0.06	0.00	0.00	21,391.01	0.00
TT01-TX TERM-Mobility	AR-0023	State Pool	11/01/08	Open	0.0701	1,007.42	1,007.42	0.00	0.06	0.00	0.00	54,557.29	0.00
TT02-TX TERM Toll Rd. Operation	AR-0024	State Pool	11/01/08	Open	0.0703	1,005.11	1,005.11	0.00	0.06	0.00	0.00	17,935.01	0.00
TT03-TX TERM Fac. Construction	AR-0025	State Pool	11/01/08	Open	0.0704	1,003.82	1,003.82	0.00	0.06	0.00	0.00	125,366.80	0.00
TT04-TX TERM Road & Bridge	AR-0026	State Pool	11/01/08	Open	0.0704	1,003.28	1,003.28	0.00	0.06	0.00	0.00	8,210.56	0.00
TT05-TX TERM Drainage	AR-0027	State Pool	11/01/08	Open	0.0708	332.85	332.85	0.00	0.02	0.00	0.00	5,012.12	0.00
LOG1-Logic- General	AR-0028	State Pool	11/10/08	Open	0.1524	1,004.67	1,004.67	0.00	0.13	0.00	0.00	50,010.25	0.00
LOG2-Logic-Toll Rd.Operations	AR-0029	State Pool	11/10/08	Open	0.1515	1,010.68	1,010.68	0.00	0.13	0.00	0.00	62,341.76	0.00
LOG3-Logic-Flood Control	AR-0030	State Pool	11/10/08	Open	0.1522	1,005.95	1,005.95	0.00	0.13	0.00	0.00	15,031.97	0.00
LOG4-Logic-Facilities Const.Bnd	AR-0031	State Pool	11/10/08	Open	0.1502	1,019.15	1,019.15	0.00	0.13	0.00	0.00	218,923.97	0.00
LOG5-Logic-Drainage	AR-0032	State Pool	11/10/08	Open	0.1524	1,004.45	1,004.45	0.00	0.13	0.00	0.00	3,248.22	0.00
LOG7-Logic-Mobility	AR-0034	State Pool	11/10/08	Open	0.1512	1,012.28	1,012.28	0.00	0.13	0.00	0.00	64,887.72	0.00
LOG8-Logic-Road & Bridge	AR-0035	State Pool	11/10/08	Open	0.1523	1,004.87	1,004.87	0.00	0.13	0.00	0.00	6,492.39	0.00
LOG9-Logic-Employee Benefits	AR-0036	State Pool	02/12/09	Open	0.1524	1,004.59	1,004.59	0.00	0.13	0.00	0.00	4,333.41	0.00
MB09-MBIA Justice Center Bnds	AR-0037	State Pool	01/07/10	Open	0.1361	569,163.00	569,163.00	0.00	65.80	0.00	0.00	2,163.00	0.00
MB10-MBIA FBC 09 Mobility Fund	AR-0038	State Pool	01/07/10	Open	0.1361	348,323.87	348,323.87	0.00	40.27	0.00	0.00	1,323.87	0.00
MB11-MBIA EMPLOYEE BENEFITS	AR-0040	State Pool	01/07/10	Open	0.1390	34,129.87	34,129.87	0.00	4.03	0.00	0.00	129.87	0.00
<b>State Pool Total</b>					<u>0.1361</u>	<u>2,206,761.33</u>	<u>2,206,761.33</u>	<u>0.00</u>	<u>255.06</u>	<u>0.00</u>	<u>0.00</u>	<u>8,749,737.64</u>	<u>0.00</u>
<b>Investment Total</b>					<u>1.1104</u>	<u>124,057,865.63</u>	<u>124,057,865.63</u>	<u>0.00</u>	<u>141,464.18</u>	<u>0.00</u>	<u>0.00</u>	<u>27,119,885.43</u>	<u>0.00</u>

# Premium/Discount Amortization

## Ft. Bend County

### Effective Interest - Actual Life

#### Receipts in Period

#### Previous Payment - 10/31/11

15

CUSIP	Invest Number	Security Description	Purchase Date	Amortiz Date	Yield Earned	Beginning Par Val/Shares	Beginning Unamor Val/Cost	Premium Discount	Ending Par Val/Shares	Ending Amor Val/Cost	Unamor Prem/Dscnt	Amortization In the Perd	Amortization Purch/Date
<b>Money Market</b>													
Prosperity-Money Market Accts.	AR-0009	Money Market	11/30/03	Open	<u>1.1250</u>	<u>147,790,454.61</u>	<u>147,790,454.61</u>	<u>0.00</u>	<u>121,851,104.30</u>	<u>121,851,104.30</u>	<u>0.00</u>	<u>0.00</u>	<u>0.00</u>
<b>Money Market Total</b>						<u>1.1250</u>	<u>147,790,454.61</u>	<u>0.00</u>	<u>121,851,104.30</u>	<u>121,851,104.30</u>	<u>0.00</u>	<u>0.00</u>	<u>0.00</u>
<b>Prosperity- Investment Account</b>													
Prosperity-Invest Acct	AR-0004	SNB - Investment Account	03/20/02	Open	<u>0.0000</u>	<u>0.00</u>	<u>0.00</u>	<u>0.00</u>	<u>0.00</u>	<u>0.00</u>	<u>0.00</u>	<u>0.00</u>	<u>0.00</u>
<b>Prosperity- Investment Account Total</b>						<u>0.0000</u>	<u>0.00</u>	<u>0.00</u>	<u>0.00</u>	<u>0.00</u>	<u>0.00</u>	<u>0.00</u>	<u>0.00</u>
<b>State Pool</b>													
MBIA	AR-0005	State Pool	06/05/02	Open	0.0000	0.00	0.00	0.00	0.00	0.00	0.00	0.00	0.00
Texas Term	AR-0013	State Pool	07/13/07	Open	0.0000	0.00	0.00	0.00	0.00	0.00	0.00	0.00	0.00
MB01-MBIA Toll Rd. Auth	AR-0014	State Pool	11/01/08	Open	0.0000	0.00	0.00	0.00	0.00	0.00	0.00	0.00	0.00
MB02-MBIA General	AR-0015	State Pool	11/01/08	Open	0.1362	281,035.78	281,035.78	0.00	281,068.29	281,068.29	0.00	0.00	0.00
MB03-MBIA Road & Bridge	AR-0016	State Pool	11/01/08	Open	0.1347	60,221.89	60,221.89	0.00	60,228.78	60,228.78	0.00	0.00	0.00
MB04-MBIA Drainage	AR-0017	State Pool	11/01/08	Open	0.1353	43,159.09	43,159.09	0.00	43,164.05	43,164.05	0.00	0.00	0.00
MB05-MBIA Mobility	AR-0018	State Pool	11/01/08	Open	0.1364	210,776.84	210,776.84	0.00	210,801.26	210,801.26	0.00	0.00	0.00
MB06-MBIA Toll Rd. Operations	AR-0019	State Pool	11/01/08	Open	0.1362	289,065.21	289,065.21	0.00	289,098.65	289,098.65	0.00	0.00	0.00
MB07-MBIA Fac. Construction	AR-0020	State Pool	11/01/08	Open	0.1362	312,150.27	312,150.27	0.00	312,186.38	312,186.38	0.00	0.00	0.00
MB08-MBIA Fld.Cont.(Big Crk)	AR-0021	State Pool	11/01/08	Open	0.1374	45,166.55	45,166.55	0.00	45,171.82	45,171.82	0.00	0.00	0.00
TT00-TX TERM General	AR-0022	State Pool	11/01/08	Open	0.0702	1,006.18	1,006.18	0.00	1,006.24	1,006.24	0.00	0.00	0.00
TT01-TX TERM-Mobility	AR-0023	State Pool	11/01/08	Open	0.0701	1,007.36	1,007.36	0.00	1,007.42	1,007.42	0.00	0.00	0.00
TT02-TX TERM Toll Rd. Operation	AR-0024	State Pool	11/01/08	Open	0.0703	1,005.05	1,005.05	0.00	1,005.11	1,005.11	0.00	0.00	0.00
TT03-TX TERM Fac. Construction	AR-0025	State Pool	11/01/08	Open	0.0704	1,003.76	1,003.76	0.00	1,003.82	1,003.82	0.00	0.00	0.00
TT04-TX TERM Road & Bridge	AR-0026	State Pool	11/01/08	Open	0.0704	1,003.22	1,003.22	0.00	1,003.28	1,003.28	0.00	0.00	0.00
TT05-TX TERM Drainage	AR-0027	State Pool	11/01/08	Open	0.0708	332.83	332.83	0.00	332.85	332.85	0.00	0.00	0.00
LOG1-Logic- General	AR-0028	State Pool	11/10/08	Open	0.1524	1,004.54	1,004.54	0.00	1,004.67	1,004.67	0.00	0.00	0.00
LOG2-Logic-Toll Rd.Operations	AR-0029	State Pool	11/10/08	Open	0.1515	1,010.55	1,010.55	0.00	1,010.68	1,010.68	0.00	0.00	0.00
LOG3-Logic-Flood Control	AR-0030	State Pool	11/10/08	Open	0.1522	1,005.82	1,005.82	0.00	1,005.95	1,005.95	0.00	0.00	0.00
LOG4-Logic-Facilities Const.Bnd	AR-0031	State Pool	11/10/08	Open	0.1502	1,019.02	1,019.02	0.00	1,019.15	1,019.15	0.00	0.00	0.00
LOG5-Logic-Drainage	AR-0032	State Pool	11/10/08	Open	0.1524	1,004.32	1,004.32	0.00	1,004.45	1,004.45	0.00	0.00	0.00
LOG7-Logic-Mobility	AR-0034	State Pool	11/10/08	Open	0.1512	1,012.15	1,012.15	0.00	1,012.28	1,012.28	0.00	0.00	0.00
LOG8-Logic-Road & Bridge	AR-0035	State Pool	11/10/08	Open	0.1523	1,004.74	1,004.74	0.00	1,004.87	1,004.87	0.00	0.00	0.00
LOG9-Logic-Employee Benefits	AR-0036	State Pool	02/12/09	Open	0.1524	1,004.46	1,004.46	0.00	1,004.59	1,004.59	0.00	0.00	0.00
MB09-MBIA Justice Center Bnds	AR-0037	State Pool	01/07/10	Open	0.1361	569,097.20	569,097.20	0.00	569,163.00	569,163.00	0.00	0.00	0.00
MB10-MBIA FBC 09 Mobility Fund	AR-0038	State Pool	01/07/10	Open	0.1361	348,283.60	348,283.60	0.00	348,323.87	348,323.87	0.00	0.00	0.00
MB11-MBIA EMPLOYEE BENEFITS	AR-0040	State Pool	01/07/10	Open	<u>0.1390</u>	<u>34,125.84</u>	<u>34,125.84</u>	<u>0.00</u>	<u>34,129.87</u>	<u>34,129.87</u>	<u>0.00</u>	<u>0.00</u>	<u>0.00</u>
<b>State Pool Total</b>						<u>0.1361</u>	<u>2,206,506.27</u>	<u>0.00</u>	<u>2,206,761.33</u>	<u>2,206,761.33</u>	<u>0.00</u>	<u>0.00</u>	<u>0.00</u>
<b>Investment Total</b>						<u>1.1104</u>	<u>149,996,960.88</u>	<u>0.00</u>	<u>124,057,865.63</u>	<u>124,057,865.63</u>	<u>0.00</u>	<u>0.00</u>	<u>0.00</u>

# Open Investments

## Ft. Bend County

### Effective Interest - Actual Life

#### Receipts in Period

#### 10/31/11

16

CUSIP	Invest Number	Security Description	Invest Class	Purchase Date	Call Date	Purchase Institut	SafeKeep Institut	Issuing Institut	Yield Matur	Yield Call	Original Unit Cost	Original Par Val/Shares	Original Princ/Cost	Orig Prem Discount	Ending Unit Price	Ending Par Val/Shares	Ending Amor Val/Cost	Unamor Prem/Dscnt
<b>Money Market</b>																		
Prosperity-Money Market Accts.	AR-0009	Money Market		11/30/03	Open	100	100	100	1.5000	1.5000	1.000000	12,505,577.66	12,505,577.66	0.00	1.000000	121,851,104.30	121,851,104.30	0.00
<b>Money Market Total</b>									<u>1.5000</u>	<u>1.5000</u>	<u>1.000000</u>	<u>12,505,577.66</u>	<u>12,505,577.66</u>	<u>0.00</u>	<u>1.000000</u>	<u>121,851,104.30</u>	<u>121,851,104.30</u>	<u>0.00</u>
<b>Prosperity- Investment Account</b>																		
Prosperity-Invest Acct	AR-0004	SNB - Investment Account		03/20/02	Open	100	100	100	0.7500	0.7500	1.000000	50,000,000.00	50,000,000.00	0.00	0.000000	0.00	0.00	0.00
<b>Prosperity- Investment Account Total</b>									<u>0.7500</u>	<u>0.7500</u>	<u>1.000000</u>	<u>50,000,000.00</u>	<u>50,000,000.00</u>	<u>0.00</u>	<u>0.000000</u>	<u>0.00</u>	<u>0.00</u>	<u>0.00</u>
<b>State Pool</b>																		
MBIA	AR-0005	State Pool		06/05/02	Open	2000	2000	2000	1.6700	1.6700	1.000000	5,000,000.00	5,000,000.00	0.00	0.000000	0.00	0.00	0.00
Texas Term	AR-0013	State Pool		07/13/07	Open	2005	2005	2005	2.1300	2.1300	1.000000	60,000,000.00	60,000,000.00	0.00	0.000000	0.00	0.00	0.00
MB01-MBIA Toll Rd. Auth	AR-0014	State Pool		11/01/08	Open	2000	2000	2000	0.0000	0.0000	1.000000	1,508,730.26	1,508,730.26	0.00	0.000000	0.00	0.00	0.00
MB02-MBIA General	AR-0015	State Pool		11/01/08	Open	2000	2000	2000	0.1400	0.1400	1.000000	17,374,917.83	17,374,917.83	0.00	1.000000	281,068.29	281,068.29	0.00
MB03-MBIA Road & Bridge	AR-0016	State Pool		11/01/08	Open	2000	2000	2000	0.1400	0.1400	1.000000	2,856,438.24	2,856,438.24	0.00	1.000000	60,228.78	60,228.78	0.00
MB04-MBIA Drainage	AR-0017	State Pool		11/01/08	Open	2000	2000	2000	0.1400	0.1400	1.000000	1,267,218.21	1,267,218.21	0.00	1.000000	43,164.05	43,164.05	0.00
MB05-MBIA Mobility	AR-0018	State Pool		11/01/08	Open	2000	2000	2000	0.1400	0.1400	1.000000	16,354,974.77	16,354,974.77	0.00	1.000000	210,801.26	210,801.26	0.00
MB06-MBIA Toll Rd. Operations	AR-0019	State Pool		11/01/08	Open	2000	2000	2000	0.1400	0.1400	1.000000	3,143,377.27	3,143,377.27	0.00	1.000000	289,098.65	289,098.65	0.00
MB07-MBIA Fac. Construction	AR-0020	State Pool		11/01/08	Open	2000	2000	2000	0.1400	0.1400	1.000000	57,854,378.51	57,854,378.51	0.00	1.000000	312,186.38	312,186.38	0.00
MB08-MBIA Fld.Cont.(Big Crk)	AR-0021	State Pool		11/01/08	Open	2000	2000	2000	0.1400	0.1400	1.000000	4,405,170.92	4,405,170.92	0.00	1.000000	45,171.82	45,171.82	0.00
TT00-TX TERM General	AR-0022	State Pool		11/01/08	Open	2005	2005	2005	0.0700	0.0700	1.000000	10,006,437.87	10,006,437.87	0.00	1.000000	1,006.24	1,006.24	0.00
TT01-TX TERM-Mobility	AR-0023	State Pool		11/01/08	Open	2005	2005	2005	0.0700	0.0700	1.000000	8,483,566.82	8,483,566.82	0.00	1.000000	1,007.42	1,007.42	0.00
TT02-TX TERM Toll Rd. Operation	AR-0024	State Pool		11/01/08	Open	2005	2005	2005	0.0700	0.0700	0.000000	0.00	0.00	0.00	1.000000	1,005.11	1,005.11	0.00
TT03-TX TERM Fac. Construction	AR-0025	State Pool		11/01/08	Open	2005	2005	2005	0.0700	0.0700	1.000000	25,480,636.20	25,480,636.20	0.00	1.000000	1,003.82	1,003.82	0.00
TT04-TX TERM Road & Bridge	AR-0026	State Pool		11/01/08	Open	2005	2005	2005	0.0700	0.0700	1.000000	10,463.28	10,463.28	0.00	1.000000	1,003.28	1,003.28	0.00
TT05-TX TERM Drainage	AR-0027	State Pool		11/01/08	Open	2005	2005	2005	0.0700	0.0700	1.000000	109,774.61	109,774.61	0.00	1.000000	332.85	332.85	0.00
LOG1-Logic- General	AR-0028	State Pool		11/10/08	Open	200	200	200	0.1470	0.1470	1.000000	10,000,000.00	10,000,000.00	0.00	1.000000	1,004.67	1,004.67	0.00
LOG2-Logic-Toll Rd.Operations	AR-0029	State Pool		11/10/08	Open	200	200	200	0.1470	0.1470	1.000000	2,000,000.00	2,000,000.00	0.00	1.000000	1,010.68	1,010.68	0.00
LOG3-Logic-Flood Control	AR-0030	State Pool		11/10/08	Open	200	200	200	0.1470	0.1470	1.000000	3,000,000.00	3,000,000.00	0.00	1.000000	1,005.95	1,005.95	0.00
LOG4-Logic-Facilities Const.Bnd	AR-0031	State Pool		11/10/08	Open	200	200	200	0.1470	0.1470	1.000000	25,000,000.00	25,000,000.00	0.00	1.000000	1,019.15	1,019.15	0.00
LOG5-Logic-Drainage	AR-0032	State Pool		11/10/08	Open	200	200	200	0.1470	0.1470	1.000000	500,000.00	500,000.00	0.00	1.000000	1,004.45	1,004.45	0.00
LOG7-Logic-Mobility	AR-0034	State Pool		11/10/08	Open	200	200	200	0.1470	0.1470	1.000000	10,000,000.00	10,000,000.00	0.00	1.000000	1,012.28	1,012.28	0.00
LOG8-Logic-Road & Bridge	AR-0035	State Pool		11/10/08	Open	200	200	200	0.1470	0.1470	1.000000	1,000,000.00	1,000,000.00	0.00	1.000000	1,004.87	1,004.87	0.00
LOG9-Logic-Employee Benefits	AR-0036	State Pool		02/12/09	Open	200	200	200	0.1470	0.1470	1.000000	2,000,000.00	2,000,000.00	0.00	1.000000	1,004.59	1,004.59	0.00
MB09-MBIA Justice Center Bnds	AR-0037	State Pool		01/07/10	Open	2000	2000	2000	0.1400	0.1400	1.000000	567,000.00	567,000.00	0.00	1.000000	569,163.00	569,163.00	0.00
MB10-MBIA FBC 09 Mobility Fund	AR-0038	State Pool		01/07/10	Open	2000	2000	2000	0.1400	0.1400	1.000000	347,000.00	347,000.00	0.00	1.000000	348,323.87	348,323.87	0.00
MB11-MBIA EMPLOYEE BENEFITS	AR-0040	State Pool		01/07/10	Open	2000	2000	2000	0.1400	0.1400	1.000000	34,000.00	34,000.00	0.00	1.000000	34,129.87	34,129.87	0.00
<b>State Pool Total</b>									<u>0.1405</u>	<u>0.1405</u>	<u>1.000000</u>	<u>268,304,084.79</u>	<u>268,304,084.79</u>	<u>0.00</u>	<u>1.000000</u>	<u>2,206,761.33</u>	<u>2,206,761.33</u>	<u>0.00</u>
<b>Investment Total</b>									<u>1.4800</u>	<u>1.4800</u>	<u>1.000000</u>	<u>330,809,662.45</u>	<u>330,809,662.45</u>	<u>0.00</u>	<u>1.000000</u>	<u>124,057,865.63</u>	<u>124,057,865.63</u>	<u>0.00</u>

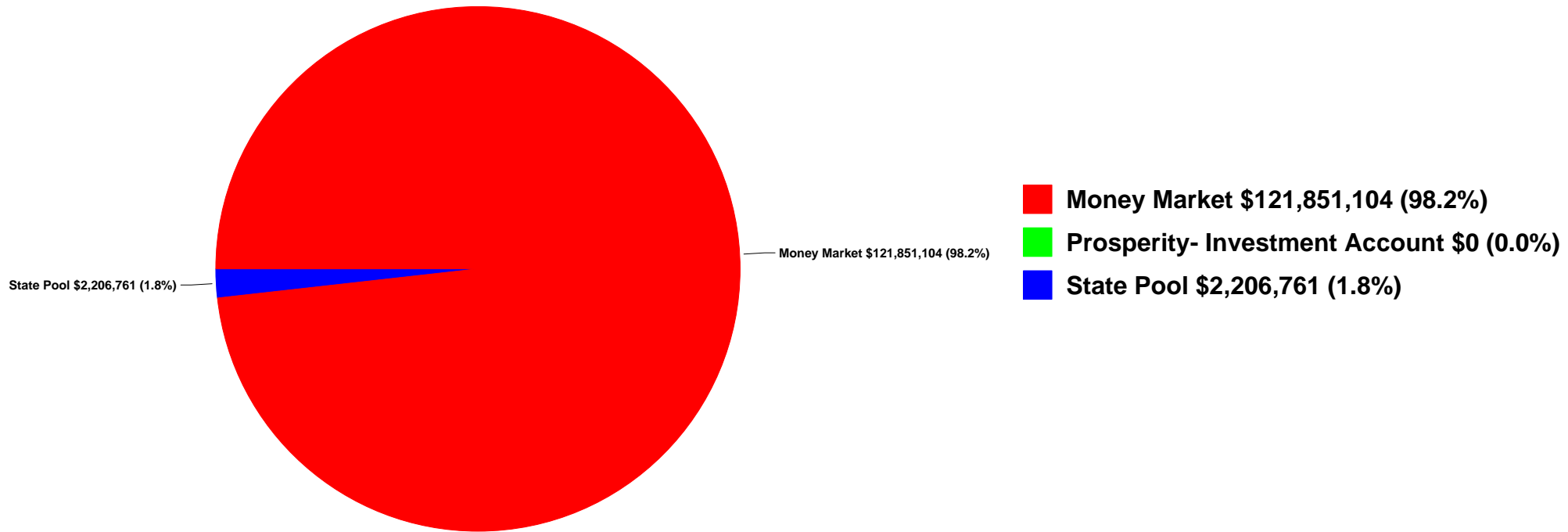


**Open Investments**  
**Ft. Bend County**  
Effective Interest - Actual Life  
Receipts in Period  
10/31/11

17

By Security

**Open Investments    \$124,057,866**



## FBC INVESTMENT TRAILING 12 MONTHS

Open Investments		FARMERS MAC DN	FMC	FHLB	FHLMC	FNMA	FNMA DISCOUNT NOTE	State Pool	Prosperity Money Market	Prosperity - Invst. Acct.
\$ 204,613,901	10/31/2010	\$ -	\$ -	\$ -	\$ -	\$ -	\$ -	\$ 2,202,930	\$ 202,410,971	\$ -
\$ 185,898,730	11/30/2010	\$ -	\$ -	\$ -	\$ -	\$ -	\$ -	\$ 2,203,373	\$ 183,695,357	\$ -
\$ 175,260,350	12/31/2010	\$ -	\$ -	\$ -	\$ -	\$ -	\$ -	\$ 2,203,814	\$ 173,056,537	\$ -
\$ 257,201,514	1/31/2011	\$ -	\$ -	\$ -	\$ -	\$ -	\$ -	\$ 2,204,224	\$ 254,997,291	\$ -
\$ 278,357,148	2/28/2011	\$ -	\$ -	\$ -	\$ -	\$ -	\$ -	\$ 2,204,521	\$ 276,152,626	\$ -
\$ 270,978,390	3/31/2011	\$ -	\$ -	\$ -	\$ -	\$ -	\$ -	\$ 2,204,848	\$ 268,773,543	\$ -
\$ 255,388,397	4/30/2011	\$ -	\$ -	\$ -	\$ -	\$ -	\$ -	\$ 2,205,159	\$ 253,183,238	\$ -
\$ 239,117,776	5/31/2011	\$ -	\$ -	\$ -	\$ -	\$ -	\$ -	\$ 2,205,462	\$ 236,912,314	\$ -
\$ 222,939,178	6/30/2011	\$ -	\$ -	\$ -	\$ -	\$ -	\$ -	\$ 2,205,743	\$ 220,733,435	\$ -
\$ 204,594,981	7/31/2011	\$ -	\$ -	\$ -	\$ -	\$ -	\$ -	\$ 2,206,005	\$ 202,388,977	\$ -
\$ 170,973,298	8/31/2011	\$ -	\$ -	\$ -	\$ -	\$ -	\$ -	\$ 2,206,260	\$ 168,767,039	\$ -
\$ 149,996,961	9/30/2011	\$ -	\$ -	\$ -	\$ -	\$ -	\$ -	\$ 2,206,506	\$ 147,790,455	\$ -
\$ 124,057,865	10/31/2011	\$ -	\$ -	\$ -	\$ -	\$ -	\$ -	\$ 2,206,761	\$ 121,851,104	\$ -



**Wendt, Sandra**

---

**From:** Laura Turner (111) [laura.turner@prosperitybanktx.com]  
**Sent:** Monday, October 03, 2011 9:34 AM  
**To:** Gasser, Debbie; Sturdivant, Ed; Schultz, Patsy; Vrana, Robin; Wendt, Sandra  
**Subject:** October Interest Rate

Good Morning,

**In accordance to the Depository bid, the variable interest rate for the month of October will reflect the change in the 91 day t-bill rate. The 91 day t-bill investment rate is 0.020%. Rate paid will be 1.50%. The Texpool rate is 0.0843%. Rate paid on the designated investment accounts will be 1.00%.**

Thank you!

***Laura Turner***  
**Banking Officer**  
**Lending Assistant**  
**Prosperity Bank**  
**Sugar Land Banking Center**  
**14060 Southwest Freeway**  
**Sugar Land, TX 77478**  
**Direct: 281.269.7254**  
**Main: 281.269.7200**  
**Fax: 281.269.7108**

**Email: [laura.turner@prosperitybanktx.com](mailto:laura.turner@prosperitybanktx.com)**



Please consider the environment before printing this e-mail - think Green

---

This transmission may contain information that is privileged, confidential and or exempt from disclosure under applicable law. If you are not the intended recipient, you are hereby notified that any disclosure, copying, distribution or use of the information contained herein (including any reliance thereon) is STRICTLY PROHIBITED. If you received this transmission in error, please immediately contact the sender and destroy the material in its entirety, whether in electronic or hard copy format. Thank you.

# *Texas CLASS Daily Rates*

## *October 2011*

For more information, call Texas CLASS at (800)707-6242  
Fax: (877)311-0220



<i>Date</i>	<i>Daily Rates</i>	<i>Annual Yield</i>
10/01/11	0.14%	0.14%
10/02/11	0.14%	0.14%
10/03/11	0.14%	0.14%
10/04/11	0.14%	0.14%
10/05/11	0.14%	0.14%
10/06/11	0.14%	0.14%
10/07/11	0.14%	0.14%
10/08/11	0.14%	0.14%
10/09/11	0.14%	0.14%
10/10/11	0.14%	0.14%
10/11/11	0.14%	0.14%
10/12/11	0.14%	0.14%
10/13/11	0.14%	0.14%
10/14/11	0.14%	0.14%
10/15/11	0.14%	0.14%
10/16/11	0.14%	0.14%
10/17/11	0.14%	0.14%
10/18/11	0.14%	0.14%
10/19/11	0.14%	0.14%
10/20/11	0.14%	0.14%
10/21/11	0.14%	0.14%
10/22/11	0.14%	0.14%
10/23/11	0.14%	0.14%
10/24/11	0.14%	0.14%
10/25/11	0.14%	0.14%
10/26/11	0.14%	0.14%
10/27/11	0.14%	0.14%
10/28/11	0.14%	0.14%
10/29/11	0.14%	0.14%
10/30/11	0.14%	0.14%
10/31/11	0.14%	0.14%
<b>Average</b>	<b>0.14%</b>	<b>0.14%</b>

Rates can vary over time. Past performance is no guarantee of future results.

**Current Rates:**

**As of October 31, 2011**

<b>Current Yield<sup>(1)</sup></b>	<b><u>.07%</u></b>
<b>One-Day Yield<sup>(1)</sup></b>	<b><u>.06%</u></b>
<b>Allocation Factor<sup>(1)</sup></b>	<b><u>0.000001775</u></b>

**Historical Rates:**

**Monthly Distribution Yields<sup>(2)</sup>**

	<b><u>2003</u></b>	<b><u>2004</u></b>	<b><u>2005</u></b>	<b><u>2006</u></b>	<b><u>2007</u></b>	<b><u>2008</u></b>	<b><u>2009</u></b>	<b><u>2010</u></b>	<b><u>2011</u></b>
<b>January</b>	<b>1.43%</b>	<b>1.03%</b>	<b>2.21%</b>	<b>4.25%</b>	<b>5.25%</b>	<b>4.27%</b>	<b>1.14%</b>	<b>0.17%</b>	<b>0.14%</b>
<b>February</b>	<b>1.34%</b>	<b>1.03%</b>	<b>2.40%</b>	<b>4.48%</b>	<b>5.28%</b>	<b>3.57%</b>	<b>0.83%</b>	<b>0.17%</b>	<b>0.17%</b>
<b>March</b>	<b>1.36%</b>	<b>1.03%</b>	<b>2.53%</b>	<b>4.55%</b>	<b>5.29%</b>	<b>2.98%</b>	<b>0.74%</b>	<b>0.18%</b>	<b>0.14%</b>
<b>April</b>	<b>1.33%</b>	<b>1.02%</b>	<b>2.71%</b>	<b>4.72%</b>	<b>5.26%</b>	<b>2.51%</b>	<b>0.63%</b>	<b>0.19%</b>	<b>0.10%</b>
<b>May</b>	<b>1.24%</b>	<b>1.01%</b>	<b>2.90%</b>	<b>4.87%</b>	<b>5.23%</b>	<b>2.36%</b>	<b>0.55%</b>	<b>0.19%</b>	<b>0.09%</b>
<b>June</b>	<b>1.15%</b>	<b>1.07%</b>	<b>2.97%</b>	<b>4.98%</b>	<b>5.26%</b>	<b>2.26%</b>	<b>0.50%</b>	<b>0.21%</b>	<b>0.09%</b>
<b>July</b>	<b>1.06%</b>	<b>1.25%</b>	<b>3.17%</b>	<b>5.16%</b>	<b>5.25%</b>	<b>2.29%</b>	<b>0.42%</b>	<b>0.23%</b>	<b>0.06%</b>
<b>August</b>	<b>1.05%</b>	<b>1.39%</b>	<b>3.36%</b>	<b>5.20%</b>	<b>5.25%</b>	<b>2.39%</b>	<b>0.41%</b>	<b>0.24%</b>	<b>0.08%</b>
<b>September</b>	<b>1.03%</b>	<b>1.55%</b>	<b>3.52%</b>	<b>5.24%</b>	<b>5.15%</b>	<b>2.38%</b>	<b>0.37%</b>	<b>0.21%</b>	<b>0.07%</b>
<b>October</b>	<b>1.05%</b>	<b>1.68%</b>	<b>3.72%</b>	<b>5.25%</b>	<b>4.99%</b>	<b>2.65%</b>	<b>0.27%</b>	<b>0.19%</b>	<b>0.07%</b>
<b>November</b>	<b>1.03%</b>	<b>1.82%</b>	<b>3.92%</b>	<b>5.25%</b>	<b>4.80%</b>	<b>2.13%</b>	<b>0.26%</b>	<b>0.17%</b>	
<b>December</b>	<b>1.05%</b>	<b>2.05%</b>	<b>4.13%</b>	<b>5.25%</b>	<b>4.53%</b>	<b>1.79%</b>	<b>0.23%</b>	<b>0.15%</b>	

**Call Toll-Free  
 1-866-TEX-TERM**

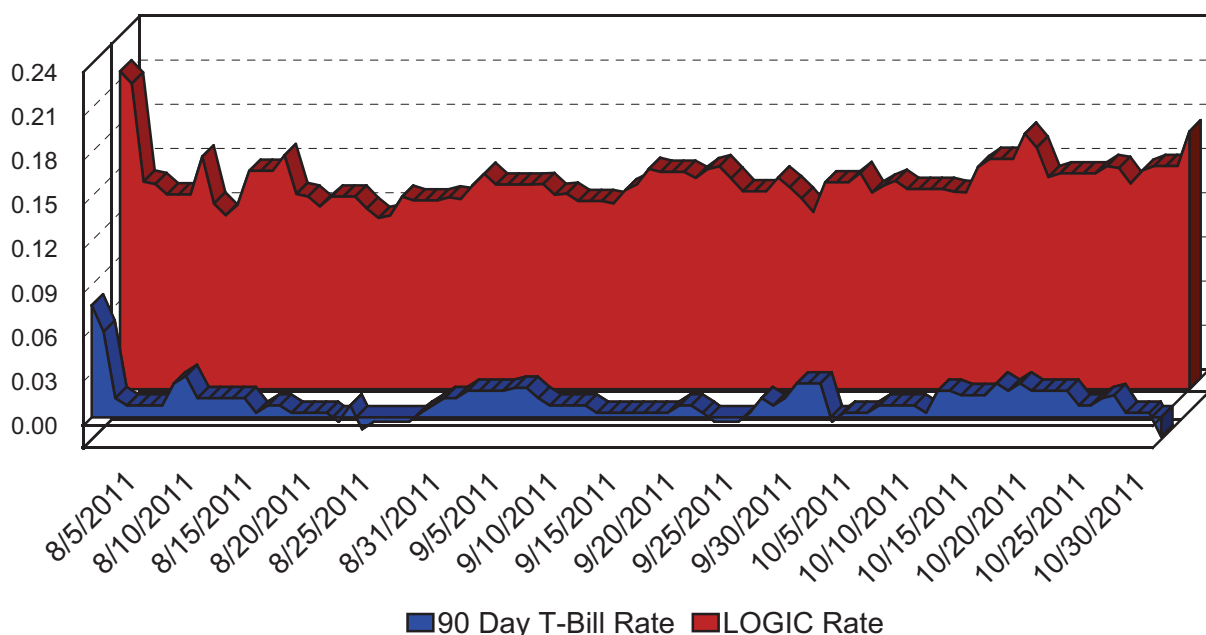
*Past performance is not indicative of future results and yields may vary.*

(1) The current yield, which is also known as the current annualized yield or current seven-day yield, represents the net change, exclusive of capital changes and income other than investment income, in the value of a hypothetical account with a balance of one share (normally \$1.00 per share) over a seven-day base period expressed as a percentage of the value of one share at the beginning of the seven-day period. This resulting net change in account value is then annualized by multiplying it by 365 and dividing the result by 7. The yields shown may reflect fee waivers by service providers that subsidize and reduce the total operating expenses of the TexasDAILY portfolio. Portfolio yields would be lower if there were no such waivers. The allocation factor represents the daily net income dividend declared by the TexasDAILY portfolio divided by the portfolio's daily net assets. The one-day yield represents the allocation factor of the TexasDAILY portfolio divided by the daily net asset value per share (normally \$1.00) multiplied by 365. Unlike the current yield—which excludes capital changes and income other than investment income—the allocation factor and one-day yield are inclusive of capital changes and any income other than investment income.

(2) The monthly distribution yield represents the sum of a month's one-day allocation factors divided by the number of days in that month, and multiplied by 365. The yields shown may reflect fee waivers by service providers that subsidize and reduce the total operating expenses of the TexasDAILY portfolio. Portfolio yields would be lower if there were no such waivers.

*This information does not represent an offer to sell or a solicitation of an offer to buy or sell any fund or other security. Investors should consider the Pool's investment objectives, risks, charges and expenses before investing. This and other information about the Pool is available in the Pool's Information Statements, which should be read carefully before investing. Copies of the Pool's Information Statements may be obtained by calling 1-866-839-8376 or are available on the Pool's website at [www.texasterm.net](http://www.texasterm.net). While TexasDAILY seeks to maintain a stable net asset value of \$1.00 per share and TexasTERM seeks to achieve a net asset value of \$1.00 per share at its stated maturity, it is possible to lose money investing in the Pool. An investment in the Pool is not insured or guaranteed by the Federal Deposit Insurance Corporation or any other government agency. Shares of the Pool are distributed by **PFM Fund Distributors, Inc.**, member Financial Industry Regulatory Authority (FINRA) ([www.finra.org](http://www.finra.org)) and Securities Investor Protection Corporation (SIPC) ([www.sipc.org](http://www.sipc.org)). PFM Fund Distributors, Inc. is a wholly owned subsidiary of PFM Asset Management LLC.*

## LOGIC versus 90-Day Treasury Bill



■ 90 Day T-Bill Rate ■ LOGIC Rate

This material is for information purposes only. This information does not represent an offer to buy or sell a security. The above rate information is obtained from sources that are believed to be reliable; however, its accuracy or completeness October be subject to change. The LOGIC management fee October be waived in full or in part at the discretion of the LOGIC co-administrators and the LOGIC rate for the period shown reflects waiver of fees. This table represents investment performance/return to the customer, net of fees, and is not an indication of future performance. An investment in the security is not insured or guaranteed by the Federal Deposit Insurance Corporation or any other government agency. Although the issuer seeks to preserve the value of an investment at \$1.00 per share, it is possible to lose money by investing in the security. Information about these and other program details are in the fund's Information Statement which should be read carefully before investing. The yield on the 90-Day Treasury Bill ("T-Bill Yield") is shown for comparative purposes only. When comparing the investment returns of the LOGIC pool to the T-Bill Yield, you should know that the LOGIC pool consist of allocations of specific diversified securities as detailed in the respective Information Statements. The T-Bill Yield is taken from Bloomberg Finance L.P. and represents the daily closing yield on the then current 90-day T-Bill.

## Daily Summary for October 2011

Date	Mny Mkt Fund Equiv. [SEC Std.]	Daily Allocation Factor	LOGIC Invested Balance	Market Value Per Share	WAM Days (1)*	WAM Days (2)*
10/1/2011	0.1404%	0.000003846	\$2,188,738,663.58	1.000075	42	48
10/2/2011	0.1404%	0.000003846	\$2,188,738,663.58	1.000075	42	48
10/3/2011	0.1467%	0.000004018	\$2,182,649,189.10	1.000083	44	50
10/4/2011	0.1335%	0.000003658	\$2,182,664,988.36	1.000088	45	51
10/5/2011	0.1382%	0.000003787	\$2,185,487,253.61	1.000087	47	53
10/6/2011	0.1414%	0.000003875	\$2,164,193,815.48	1.000092	48	54
10/7/2011	0.1359%	0.000003724	\$2,150,291,148.79	1.000075	45	51
10/8/2011	0.1359%	0.000003724	\$2,150,291,148.79	1.000075	45	51
10/9/2011	0.1359%	0.000003724	\$2,150,291,148.79	1.000075	45	51
10/10/2011	0.1359%	0.000003724	\$2,150,291,148.79	1.000075	45	51
10/11/2011	0.1340%	0.000003671	\$2,157,134,642.62	1.000100	50	56
10/12/2011	0.1336%	0.000003661	\$2,155,816,351.24	1.000108	51	57
10/13/2011	0.1507%	0.000004128	\$2,150,434,351.56	1.000104	54	60
10/14/2011	0.1563%	0.000004281	\$2,134,668,122.86	1.000095	53	58
10/15/2011	0.1563%	0.000004281	\$2,134,668,122.86	1.000095	53	58
10/16/2011	0.1563%	0.000004281	\$2,134,668,122.86	1.000095	53	58
10/17/2011	0.1734%	0.000004751	\$2,133,698,431.14	1.000112	52	58
10/18/2011	0.1640%	0.000004494	\$2,191,585,981.05	1.000110	50	56
10/19/2011	0.1440%	0.000003946	\$2,194,522,882.81	1.000102	49	55
10/20/2011	0.1465%	0.000004014	\$2,171,782,112.98	1.000104	50	55
10/21/2011	0.1465%	0.000004015	\$2,171,524,572.16	1.000094	48	53
10/22/2011	0.1465%	0.000004015	\$2,171,524,572.16	1.000094	48	53
10/23/2011	0.1465%	0.000004015	\$2,171,524,572.16	1.000094	48	53
10/24/2011	0.1514%	0.000004148	\$2,164,561,400.05	1.000106	47	53
10/25/2011	0.1501%	0.000004113	\$2,276,285,432.84	1.000098	44	49
10/26/2011	0.1395%	0.000003821	\$2,261,449,957.81	1.000104	44	49
10/27/2011	0.1484%	0.000004067	\$2,311,301,594.29	1.000110	46	51
10/28/2011	0.1515%	0.000004151	\$2,322,526,929.22	1.000072	45	50
10/29/2011	0.1515%	0.000004151	\$2,322,526,929.22	1.000072	45	50
10/30/2011	0.1515%	0.000004151	\$2,322,526,929.22	1.000072	45	50
10/31/2011	0.1750%	0.000004795	\$2,279,051,628.31	1.000085	46	51
Average	0.1470%	0.000004028	\$2,194,432,929.30		47	53

Prosperity Bank  
Money Market Accounts

October 31, 2011

FUND	DESCRIPTION	BEGINNING BALANCE	DEPOSITS	WITH- DRAWALS	INTEREST	ENDING BALANCE
010/100	General Operating	56,450,038.09	15,146,526.37	39,038,392.96	52,558.73	32,610,730.23
030/150	Juvenile Operations	3,646,103.85	30,979.44	856,759.29	4,043.99	2,824,367.99
105/155	Road & Bridge	6,772,655.63	617,907.70	2,558,184.34	6,834.04	4,839,213.03
115/160	Drainage District	5,609,072.06	68,182.94	1,068,944.81	6,314.26	4,614,624.45
117/165	Lateral Road	409,911.36	66,279.02	-	373.57	476,563.95
120/170	Statue Restoration	4,212.95	-	-	3.58	4,216.53
121/175	City Water Assistance	22,872.73	293.00	243.23	19.31	22,941.81
123/185	Entex Contributions	2,248.01	-	47.99	1.88	2,201.90
124/190	H L & P Assistance	63.33	-	-	0.05	63.38
125/195	County Law Library	950,507.30	28,112.86	26,456.29	802.09	952,965.96
126/200	Law Enforcement Academy	723,914.41	3,418.40	4,743.98	615.56	723,204.39
129/210	Ambulance Paramedics	8,724.12	-	7.16	7.40	8,724.36
130/360	Law Enforcement Training	59,147.93	-	4,194.74	47.58	55,000.77
131/215	Library Donations	138,303.17	538.89	3,021.53	115.87	135,936.40
133/225	FBC Asset Forfeiture-Task-State	1,014,408.90	101,171.59	6,169.60	936.70	1,110,347.59
135/235	Probate Court Training	63,193.21	314.31	-	53.84	63,561.36
137/245	Alert Program-Juvenile	39,482.88	550.00	-	33.77	40,066.65
141/255	D A Asset Forfeiture-Fed.	26,139.12	-	2,185.12	21.02	23,975.02
142/260	D A Bad Check Coll Fund	116,718.78	2,900.07	2,213.81	99.29	117,504.33
143/265	Gus George Memorial	3,275.12	-	-	2.78	3,277.90
144/270	Records Mgmt.Debt.Service	-	-	-	-	-
145/275	D A Special Fund Run	16,804.80	-	-	14.27	16,819.07
146/280	Co.Atty.Supplemental Salary	103,404.45	63,160.23	4,675.19	121.89	162,011.38
147/285	FBC Records Management	1,761,826.86	72,274.18	22,218.87	1,524.93	1,813,407.10
148/290	VIT Interest (Tax Coll)	27,920.69	-	2,813.04	21.82	25,129.47
149/295	Courthouse Security	331,862.56	23,676.59	-	294.17	355,833.32
150/300	FBC Elections	867,457.82	30,921.06	572.19	753.49	898,560.18
151/305	FBC Asset Forfeiture-Task-Fed.	83,155.47	-	11,115.16	64.60	72,104.91
153/310	Sheriff Ofc/Forfeiture.Assets-St.	565,366.71	-	57,500.00	459.70	508,326.41
154/315	Sheriff Ofc/Forfeiture.Assets-Fed.	950,954.18	1,621.43	834.00	807.39	952,549.00



Prosperity Bank  
Money Market Accounts

156/320	Constable Pct. 2 F/A	2,748.53	-	-	2.33	2,750.86
157/325	Constable #4 Forfeiture-Federal	-	-	-	-	-
159/335	DA Asset Forfeit.-State	385,062.71	141,076.83	20,641.21	429.98	505,928.31
164/355	FBC Co.Child Abuse Prev.	6,376.20	100.00	5.24	5.45	6,476.41
230/718	Mobility Projects	2,481,832.11	-	54,604.24	2,087.75	2,429,315.62
231/732	2007 Facilities Constr.Bonds	8,491,302.98	0.02	551,919.66	6,993.59	7,946,376.93
410/810	Toll Road Operations	29,928,295.71	6,771,067.78	2,444,934.31	27,076.70	34,281,505.88
504/SOCO	FBC Sheriff Commissary	-	-	-	-	-
520/894	Bail Bond Securities	3,232.14	-	2.65	2.74	3,232.23
534/896	On Site Wastewater	1,435.06	320.00	831.06	0.76	924.76
540/898	Consolidated Court Cost	610,773.15	330,927.66	937,628.66	642.40	4,714.55
801/380	Emergency Food & Shelter	110,376.42	-	86,974.14	58.81	23,461.09
805/390	Child Protective Service IV-E	219,552.54	7,356.79	105,794.11	128.94	121,244.16
813/400	CDGB 2001	25,763.47	543,218.91	549,143.26	101.78	19,940.90
826/402	Hope 3 Program Sales	783.48	-	-	0.67	784.15
860/410	Child Support IVD Reimb.	183,895.84	1,081.53	-	156.93	185,134.30
864/415	Local Law Enf.Block Grant	162,015.79	-	14,373.52	130.89	147,773.16
960/440	Supervision	1,569,867.76	230,262.35	371,729.23	1,891.77	1,430,292.65
402/855	Work.Comp &Unempl. Ins.	876,403.15	44,369.24	95,681.46	704.39	825,795.32
127/205	Surface Water Supply Corp.	7,614.25	-	-	6.47	7,620.72
TREA	Treasurer's Account	616.20	6,047,089.37	5,663,068.86	341.14	384,977.85
INVE	FBC Investment Account	-	-	-	-	-
400/850M	Boon-Chapman Medical	1,247,046.64	1,000,000.00	1,647,143.60	1,297.05	601,200.09
400/850D	Boon-Chapman Dental	764,575.57	-	132,389.72	902.40	633,088.25
400/850	Employee Benefits	3,233,798.13	904,392.01	1,482,654.48	2,539.44	2,658,075.10
400/882	Boon-Chapman 125	118,518.08	42,946.80	29,476.87	160.55	132,148.56
504/884	Fee Officer's Account	2,659,102.93	1,609,625.71	1,815,219.67	3,244.27	2,456,753.24
912	JP Credit Card Processing	46,995.25	128,546.31	159,406.16	33.16	16,168.56
908	EMS Credit Card Processing	4,344.72	5,418.90	4,494.72	2.31	5,271.21
600/605	Debt Service Account	5,165,887.65	45,276.22	-	4,407.12	5,215,570.99
726	Oyster Creek	55,088.55	-	15,312.83	38.56	39,814.28
728	Flood Control Water Supply	3,879,081.82	-	-	4,941.85	3,884,023.67

Prosperity Bank  
Money Market Accounts

GAS	FBC Fuel Account (Susser)	18.12	360,164.89	350,475.98	9.34	9,716.37
734	2009 Justice Center Const.Bnds	4,687,303.71	-	288,708.58	5,826.99	4,404,422.12
332	Fire Marshal St. Ass't. Forfeiture	637.69	-	-	0.81	638.50
736	Mobiliby Proj.Const.Bnds 2009	69,101.96	2,213,712.50	2,278,765.61	67.75	4,116.60
JPEF	JP #4 E-Filing	2.02	136.00	138.02	0.02	0.02
DACC	D A Credit Card Processing	2,916.22	7,431.66	10,053.21	1.99	296.66
PTCC	Public Transportation Credit Cards	315.93	260.54	484.03	0.13	92.57
CSCDCC	CSCD Credit Card	17,953.64	27,810.17	18,631.31	24.26	27,156.76
815	Grand Pkwy Toll Road Ops	72.00	-	-	0.06	72.06
	<b>Total</b>	<b>147,790,454.61</b>	<b>36,721,420.27</b>	<b>62,801,979.70</b>	<b>141,209.12</b>	<b>121,851,104.30</b>