

# Ft. Bend County

## 07/01/13 - 07/31/13

This report summarizes the investment position of Ft. Bend County for the period 07/01/13 to 07/31/13.

	06/30/13	07/31/13
Book Value	317,096,585.06	283,749,116.31
Market Value	317,096,585.06	283,749,116.31
Par Value	317,096,585.06	283,749,116.31
Change in Market Value		0.01
Weighted Average Maturity (in Days)	1	1
Weighted Average Yield-to-Maturity of Portfolio	0.4988%	0.4986%
Yield-to-Maturity of	0.0000%	0.0000%
Accrued Interest		0.00

This report is presented in accordance with the Texas Government Code Title 10 Section 2256.023. The below signed hereby certify that, to the best of their knowledge on the date this report was created, Ft. Bend County is in compliance with the provisions of Government Code 2256 and with the stated policies and strategies of Ft. Bend County.



Director of Finance & Investments


October 29, 2013

# Investment Report


## Ft. Bend County

07/01/13 - 07/31/13

**Portfolio Composition - 06/30/13**



**Portfolio Composition - 07/31/13**

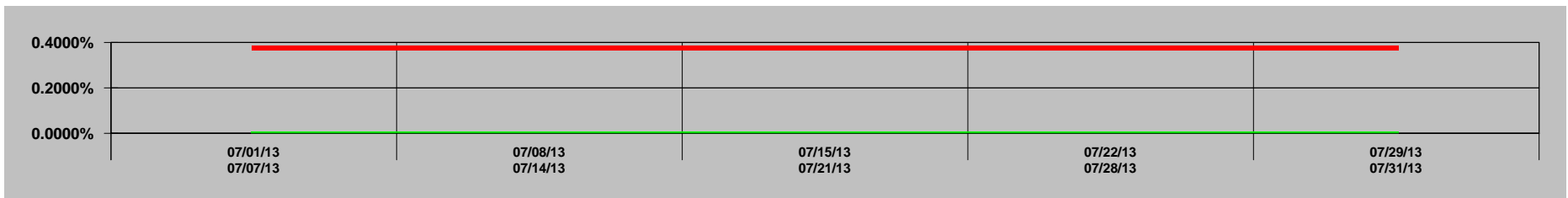


**Maturity Aging - 06/30/13 vs 07/31/13**



■ Previous Period ■ Current Period

**Portfolio Performance - 07/01/13 to 07/31/13**



— Portfolio — Series2

**GASB 31 Compliance**  
**Ft. Bend County**  
**Effective Interest - Actual Life**  
**Receipts in Period**  
**07/01/13 - 07/31/13**

CUSIP	Invest Number	Security Description	Purchase Date	Sale Date	Valuation Method	Yield Earned	Price Source 07/01/13	Beginning Unit Price	Par Value On 07/01/13	Reported Value 07/01/13	Purchase Cost	Sales Proceeds	Ending Unit Price	Par Value On 07/31/13	Price Source 07/31/13	Reported Value 07/31/13	Change in Fair Value	Interest	Net Investment Income
Prosperity-Money Market Accts.	AR-0009	Money Market	11/30/03	Open	Fair Value	0.3766	Manual	1.000000	316,016,432.74	316,016,432.74	0.00	33,347,596.13	1.000000	282,668,836.61	Manual	282,668,836.61	0.00	100,720.87	100,720.87
MB02-MBIA General	AR-0015	State Pool	11/01/08	Open	Fair Value	0.1397	Manual	1.000000	282,036.63	282,036.63	0.00	-33.47	1.000000	282,070.10	Manual	282,070.10	0.00	33.47	33.47
MB03-MBIA Road & Bridge	AR-0016	State Pool	11/01/08	Open	Fair Value	0.1401	Manual	1.000000	60,435.96	60,435.96	0.00	-7.19	1.000000	60,443.15	Manual	60,443.15	0.00	7.19	7.19
MB04-MBIA Drainage	AR-0017	State Pool	11/01/08	Open	Fair Value	0.1405	Manual	1.000000	43,312.66	43,312.66	0.00	-5.17	1.000000	43,317.83	Manual	43,317.83	0.00	5.17	5.17
MB06-MBIA Toll Rd. Operations	AR-0019	State Pool	11/01/08	Open	Fair Value	0.1397	Manual	1.000000	290,094.72	290,094.72	0.00	-34.41	1.000000	290,129.13	Manual	290,129.13	0.00	34.41	34.41
MB07-MBIA Fac. Construction	AR-0020	State Pool	11/01/08	Open	Fair Value	0.1398	Manual	1.000000	313,261.81	313,261.81	0.00	-37.19	1.000000	313,299.00	Manual	313,299.00	0.00	37.19	37.19
MB08-MBIA Fld.Cont.(Big Crk)	AR-0021	State Pool	11/01/08	Open	Fair Value	0.1387	Manual	1.000000	45,327.23	45,327.23	0.00	-5.34	1.000000	45,332.57	Manual	45,332.57	0.00	5.34	5.34
TT00-TX TERM General	AR-0022	State Pool	11/01/08	Open	Fair Value	0.0467	Manual	1.000000	1,008.01	1,008.01	0.00	-0.04	1.000000	1,008.05	Manual	1,008.05	0.00	0.04	0.04
TT02-TX TERM Toll Rd. Operation	AR-0024	State Pool	11/01/08	Open	Fair Value	0.0468	Manual	1.000000	1,006.88	1,006.88	0.00	-0.04	1.000000	1,006.92	Manual	1,006.92	0.00	0.04	0.04
TT03-TX TERM Fac. Construction	AR-0025	State Pool	11/01/08	Open	Fair Value	0.0468	Manual	1.000000	1,005.59	1,005.59	0.00	-0.04	1.000000	1,005.63	Manual	1,005.63	0.00	0.04	0.04
TT04-TX TERM Road & Bridge	AR-0026	State Pool	11/01/08	Open	Fair Value	0.0469	Manual	1.000000	1,005.04	1,005.04	0.00	-0.04	1.000000	1,005.08	Manual	1,005.08	0.00	0.04	0.04
TT05-TX TERM Drainage	AR-0027	State Pool	11/01/08	Open	Fair Value	0.0706	Manual	1.000000	333.43	333.43	0.00	0.00	1.000000	333.44	Manual	333.44	0.01	0.01	0.02
LOG1-Logic- General	AR-0028	State Pool	11/10/08	Open	Fair Value	0.0584	Manual	1.000000	1,007.85	1,007.85	0.00	-0.05	1.000000	1,007.90	Manual	1,007.90	0.00	0.05	0.05
LOG2-Logic-Toll Rd.Operations	AR-0029	State Pool	11/10/08	Open	Fair Value	0.0581	Manual	1.000000	1,013.96	1,013.96	0.00	-0.05	1.000000	1,014.01	Manual	1,014.01	0.00	0.05	0.05
LOG3-Logic-Flood Control	AR-0030	State Pool	11/10/08	Open	Fair Value	0.0583	Manual	1.000000	1,009.14	1,009.14	0.00	-0.05	1.000000	1,009.19	Manual	1,009.19	0.00	0.05	0.05
LOG4-Logic-Facilities Const.Bnd	AR-0031	State Pool	11/10/08	Open	Fair Value	0.0576	Manual	1.000000	1,022.49	1,022.49	0.00	-0.05	1.000000	1,022.54	Manual	1,022.54	0.00	0.05	0.05
LOG5-Logic-Drainage	AR-0032	State Pool	11/10/08	Open	Fair Value	0.0584	Manual	1.000000	1,007.63	1,007.63	0.00	-0.05	1.000000	1,007.68	Manual	1,007.68	0.00	0.05	0.05
LOG8-Logic-Road & Bridge	AR-0035	State Pool	11/10/08	Open	Fair Value	0.0584	Manual	1.000000	1,008.05	1,008.05	0.00	-0.05	1.000000	1,008.10	Manual	1,008.10	0.00	0.05	0.05
LOG9-Logic-Employee Benefits	AR-0036	State Pool	02/12/09	Open	Fair Value	0.0584	Manual	1.000000	1,007.77	1,007.77	0.00	-0.05	1.000000	1,007.82	Manual	1,007.82	0.00	0.05	0.05
MB09-MBIA Justice Center Bnds	AR-0037	State Pool	01/07/10	Open	Fair Value	0.0000	Manual	0.000000	0.00	0.00	0.00	0.00	0.000000	0.00	Manual	0.00	0.00	0.00	0.00
MB11-MBIA EMPLOYEE BENEFITS	AR-0040	State Pool	01/07/10	Open	Fair Value	0.1406	Manual	1.000000	34,247.47	34,247.47	0.00	-4.09	1.000000	34,251.56	Manual	34,251.56	0.00	4.09	4.09
<b>Investment Total</b>						<u>0.3757</u>		<u>1.000000</u>	<u>317,096,585.06</u>	<u>317,096,585.06</u>	<u>0.00</u>	<u>33,347,468.76</u>	<u>1.000000</u>	<u>283,749,116.31</u>		<u>283,749,116.31</u>	<u>0.01</u>	<u>100,848.25</u>	<u>100,848.26</u>

**Portfolio Position**  
**Ft. Bend County**  
**Effective Interest - Actual Life**  
**Receipts in Period**  
**07/01/13 - 07/31/13**

4

CUSIP	Invest Number	Security Description	Purchase Date	Call Date	Par Value On 07/01/13	Par Value On 07/31/13	Market Val On 07/01/13	Market Val On 07/31/13	Purchase Cost	Sales Proceeds	Original Princ/Cost	Amor Value On 07/01/13	Amor Value On 07/31/13
734 - 09 Justice Cent.Const.Bnds.													
State Pool													
MB09-MBIA Justice Center Bnds	AR-0037	State Pool	01/07/10	Open	0.00	0.00	0.00	0.00	0.00	0.00	567,000.00	0.00	0.00
State Pool Total					0.00	0.00	0.00	0.00	0.00	0.00	567,000.00	0.00	0.00
734 - 09 Justice Cent.Const.Bnds. Total					0.00	0.00	0.00	0.00	0.00	0.00	567,000.00	0.00	0.00
850 - EMPLOYEE BENEFITS													
State Pool													
MB11-MBIA EMPLOYEE BENEFITS	AR-0040	State Pool	01/07/10	Open	34,247.47	34,251.56	34,247.47	34,251.56	0.00	0.00	34,000.00	34,247.47	34,251.56
State Pool Total					34,247.47	34,251.56	34,247.47	34,251.56	0.00	0.00	34,000.00	34,247.47	34,251.56
850 - EMPLOYEE BENEFITS Total					34,247.47	34,251.56	34,247.47	34,251.56	0.00	0.00	34,000.00	34,247.47	34,251.56
810 - FBC Toll Road Operations													
State Pool													
TT02-TX TERM Toll Rd. Operation	AR-0024	State Pool	11/01/08	Open	0.00	0.00	0.00	0.00	0.00	0.00	0.00	0.00	0.00
State Pool Total					0.00	0.00	0.00	0.00	0.00	0.00	0.00	0.00	0.00
810 - FBC Toll Road Operations Total					0.00	0.00	0.00	0.00	0.00	0.00	0.00	0.00	0.00
728 - FBFCWSC BIG CREEK													
State Pool													
MB08-MBIA Fld.Cont.(Big Crk)	AR-0021	State Pool	11/01/08	Open	0.00	0.00	0.00	0.00	0.00	0.00	0.00	0.00	0.00
State Pool Total					0.00	0.00	0.00	0.00	0.00	0.00	0.00	0.00	0.00
728 - FBFCWSC BIG CREEK Total					0.00	0.00	0.00	0.00	0.00	0.00	0.00	0.00	0.00
LOG4 - LOGIC 07 FACILITIES CONST.													
State Pool													
LOG4-Logic-Facilities Const.Bnd	AR-0031	State Pool	11/10/08	Open	1,022.49	1,022.54	1,022.49	1,022.54	0.00	0.00	25,000,000.00	1,022.49	1,022.54
State Pool Total					1,022.49	1,022.54	1,022.49	1,022.54	0.00	0.00	25,000,000.00	1,022.49	1,022.54
LOG4 - LOGIC 07 FACILITIES CONST. Total					1,022.49	1,022.54	1,022.49	1,022.54	0.00	0.00	25,000,000.00	1,022.49	1,022.54
LOG5 - LOGIC DRAINAGE													
State Pool													
LOG5-Logic-Drainage	AR-0032	State Pool	11/10/08	Open	1,007.63	1,007.68	1,007.63	1,007.68	0.00	0.00	500,000.00	1,007.63	1,007.68
State Pool Total					1,007.63	1,007.68	1,007.63	1,007.68	0.00	0.00	500,000.00	1,007.63	1,007.68
LOG5 - LOGIC DRAINAGE Total					1,007.63	1,007.68	1,007.63	1,007.68	0.00	0.00	500,000.00	1,007.63	1,007.68
LOG9 - LOGIC EMPLOYEE BENEFITS													
State Pool													
LOG9-Logic-Employee Benefits	AR-0036	State Pool	02/12/09	Open	1,007.77	1,007.82	1,007.77	1,007.82	0.00	0.00	2,000,000.00	1,007.77	1,007.82
State Pool Total					1,007.77	1,007.82	1,007.77	1,007.82	0.00	0.00	2,000,000.00	1,007.77	1,007.82
LOG9 - LOGIC EMPLOYEE BENEFITS Total					1,007.77	1,007.82	1,007.77	1,007.82	0.00	0.00	2,000,000.00	1,007.77	1,007.82
LOG3 - LOGIC FLOOD CONT-BIG CREEK													
State Pool													
LOG3-Logic-Flood Control	AR-0030	State Pool	11/10/08	Open	1,009.14	1,009.19	1,009.14	1,009.19	0.00	0.00	3,000,000.00	1,009.14	1,009.19
State Pool Total					1,009.14	1,009.19	1,009.14	1,009.19	0.00	0.00	3,000,000.00	1,009.14	1,009.19
LOG3 - LOGIC FLOOD CONT-BIG CREEK Total					1,009.14	1,009.19	1,009.14	1,009.19	0.00	0.00	3,000,000.00	1,009.14	1,009.19
LOG1 - LOGIC GENERAL													
State Pool													
LOG1-Logic- General	AR-0028	State Pool	11/10/08	Open	1,007.85	1,007.90	1,007.85	1,007.90	0.00	0.00	10,000,000.00	1,007.85	1,007.90
State Pool Total					1,007.85	1,007.90	1,007.85	1,007.90	0.00	0.00	10,000,000.00	1,007.85	1,007.90
LOG1 - LOGIC GENERAL Total					1,007.85	1,007.90	1,007.85	1,007.90	0.00	0.00	10,000,000.00	1,007.85	1,007.90
LOG8 - LOGIC ROAD & BRIDGE													
State Pool													

**Portfolio Position**  
**Ft. Bend County**  
**Effective Interest - Actual Life**  
**Receipts in Period**  
**07/01/13 - 07/31/13**

CUSIP	Invest Number	Security Description	Purchase Date	Call Date	Par Value On 07/01/13	Par Value On 07/31/13	Market Val On 07/01/13	Market Val On 07/31/13	Purchase Cost	Sales Proceeds	Original Princ/Cost	Amor Value On 07/01/13	Amor Value On 07/31/13
LOG8-Logic-Road & Bridge	AR-0035	State Pool	11/10/08	Open	<u>1,008.05</u>	<u>1,008.10</u>	<u>1,008.05</u>	<u>1,008.10</u>	<u>0.00</u>	<u>0.00</u>	<u>1,000,000.00</u>	<u>1,008.05</u>	<u>1,008.10</u>
State Pool Total					<u>1,008.05</u>	<u>1,008.10</u>	<u>1,008.05</u>	<u>1,008.10</u>	<u>0.00</u>	<u>0.00</u>	<u>1,000,000.00</u>	<u>1,008.05</u>	<u>1,008.10</u>
LOG8 - LOGIC ROAD & BRIDGE Total					<u>1,008.05</u>	<u>1,008.10</u>	<u>1,008.05</u>	<u>1,008.10</u>	<u>0.00</u>	<u>0.00</u>	<u>1,000,000.00</u>	<u>1,008.05</u>	<u>1,008.10</u>
LOG2 - LOGIC TOLL OPERATIONS													
State Pool													
LOG2-Logic-Toll Rd.Operations	AR-0029	State Pool	11/10/08	Open	<u>1,013.96</u>	<u>1,014.01</u>	<u>1,013.96</u>	<u>1,014.01</u>	<u>0.00</u>	<u>0.00</u>	<u>2,000,000.00</u>	<u>1,013.96</u>	<u>1,014.01</u>
State Pool Total					<u>1,013.96</u>	<u>1,014.01</u>	<u>1,013.96</u>	<u>1,014.01</u>	<u>0.00</u>	<u>0.00</u>	<u>2,000,000.00</u>	<u>1,013.96</u>	<u>1,014.01</u>
LOG2 - LOGIC TOLL OPERATIONS Total					<u>1,013.96</u>	<u>1,014.01</u>	<u>1,013.96</u>	<u>1,014.01</u>	<u>0.00</u>	<u>0.00</u>	<u>2,000,000.00</u>	<u>1,013.96</u>	<u>1,014.01</u>
MB07 - MBIA 07 FACILITIES CONST.													
State Pool													
MB07-MBIA Fac. Construction	AR-0020	State Pool	11/01/08	Open	<u>313,261.81</u>	<u>313,299.00</u>	<u>313,261.81</u>	<u>313,299.00</u>	<u>0.00</u>	<u>0.00</u>	<u>57,854,378.51</u>	<u>313,261.81</u>	<u>313,299.00</u>
State Pool Total					<u>313,261.81</u>	<u>313,299.00</u>	<u>313,261.81</u>	<u>313,299.00</u>	<u>0.00</u>	<u>0.00</u>	<u>57,854,378.51</u>	<u>313,261.81</u>	<u>313,299.00</u>
MB07 - MBIA 07 FACILITIES CONST. Total					<u>313,261.81</u>	<u>313,299.00</u>	<u>313,261.81</u>	<u>313,299.00</u>	<u>0.00</u>	<u>0.00</u>	<u>57,854,378.51</u>	<u>313,261.81</u>	<u>313,299.00</u>
MB04 - MBIA DRAINAGE													
State Pool													
MB04-MBIA Drainage	AR-0017	State Pool	11/01/08	Open	<u>43,312.66</u>	<u>43,317.83</u>	<u>43,312.66</u>	<u>43,317.83</u>	<u>0.00</u>	<u>0.00</u>	<u>1,267,218.21</u>	<u>43,312.66</u>	<u>43,317.83</u>
State Pool Total					<u>43,312.66</u>	<u>43,317.83</u>	<u>43,312.66</u>	<u>43,317.83</u>	<u>0.00</u>	<u>0.00</u>	<u>1,267,218.21</u>	<u>43,312.66</u>	<u>43,317.83</u>
MB04 - MBIA DRAINAGE Total					<u>43,312.66</u>	<u>43,317.83</u>	<u>43,312.66</u>	<u>43,317.83</u>	<u>0.00</u>	<u>0.00</u>	<u>1,267,218.21</u>	<u>43,312.66</u>	<u>43,317.83</u>
MB08 - MBIA FLOOD CONT.-BIG CREEK													
State Pool													
MB08-MBIA Fld.Cont.(Big Crk)	AR-0021	State Pool	11/01/08	Open	<u>45,327.23</u>	<u>45,332.57</u>	<u>45,327.23</u>	<u>45,332.57</u>	<u>0.00</u>	<u>0.00</u>	<u>4,405,170.92</u>	<u>45,327.23</u>	<u>45,332.57</u>
State Pool Total					<u>45,327.23</u>	<u>45,332.57</u>	<u>45,327.23</u>	<u>45,332.57</u>	<u>0.00</u>	<u>0.00</u>	<u>4,405,170.92</u>	<u>45,327.23</u>	<u>45,332.57</u>
MB08 - MBIA FLOOD CONT.-BIG CREEK Total					<u>45,327.23</u>	<u>45,332.57</u>	<u>45,327.23</u>	<u>45,332.57</u>	<u>0.00</u>	<u>0.00</u>	<u>4,405,170.92</u>	<u>45,327.23</u>	<u>45,332.57</u>
MB02 - MBIA GENERAL													
State Pool													
MB02-MBIA General	AR-0015	State Pool	11/01/08	Open	<u>282,036.63</u>	<u>282,070.10</u>	<u>282,036.63</u>	<u>282,070.10</u>	<u>0.00</u>	<u>0.00</u>	<u>17,374,917.83</u>	<u>282,036.63</u>	<u>282,070.10</u>
State Pool Total					<u>282,036.63</u>	<u>282,070.10</u>	<u>282,036.63</u>	<u>282,070.10</u>	<u>0.00</u>	<u>0.00</u>	<u>17,374,917.83</u>	<u>282,036.63</u>	<u>282,070.10</u>
MB02 - MBIA GENERAL Total					<u>282,036.63</u>	<u>282,070.10</u>	<u>282,036.63</u>	<u>282,070.10</u>	<u>0.00</u>	<u>0.00</u>	<u>17,374,917.83</u>	<u>282,036.63</u>	<u>282,070.10</u>
MB03 - MBIA ROAD & BRIDGE													
State Pool													
MB03-MBIA Road & Bridge	AR-0016	State Pool	11/01/08	Open	<u>60,435.96</u>	<u>60,443.15</u>	<u>60,435.96</u>	<u>60,443.15</u>	<u>0.00</u>	<u>0.00</u>	<u>2,856,438.24</u>	<u>60,435.96</u>	<u>60,443.15</u>
State Pool Total					<u>60,435.96</u>	<u>60,443.15</u>	<u>60,435.96</u>	<u>60,443.15</u>	<u>0.00</u>	<u>0.00</u>	<u>2,856,438.24</u>	<u>60,435.96</u>	<u>60,443.15</u>
MB03 - MBIA ROAD & BRIDGE Total					<u>60,435.96</u>	<u>60,443.15</u>	<u>60,435.96</u>	<u>60,443.15</u>	<u>0.00</u>	<u>0.00</u>	<u>2,856,438.24</u>	<u>60,435.96</u>	<u>60,443.15</u>
MB06 - MBIA TOLL RD OPERATIONS													
State Pool													
MB06-MBIA Toll Rd. Operations	AR-0019	State Pool	11/01/08	Open	<u>290,094.72</u>	<u>290,129.13</u>	<u>290,094.72</u>	<u>290,129.13</u>	<u>0.00</u>	<u>0.00</u>	<u>3,143,377.27</u>	<u>290,094.72</u>	<u>290,129.13</u>
State Pool Total					<u>290,094.72</u>	<u>290,129.13</u>	<u>290,094.72</u>	<u>290,129.13</u>	<u>0.00</u>	<u>0.00</u>	<u>3,143,377.27</u>	<u>290,094.72</u>	<u>290,129.13</u>
MB06 - MBIA TOLL RD OPERATIONS Total					<u>290,094.72</u>	<u>290,129.13</u>	<u>290,094.72</u>	<u>290,129.13</u>	<u>0.00</u>	<u>0.00</u>	<u>3,143,377.27</u>	<u>290,094.72</u>	<u>290,129.13</u>
PROS - Prosperity Money Mkt. Accts.													
Money Market													
Prosperity-Money Market Accts.	AR-0009	Money Market	11/30/03	Open	<u>316,016,432.74</u>	<u>282,668,836.61</u>	<u>316,016,432.74</u>	<u>282,668,836.61</u>	<u>0.00</u>	<u>0.00</u>	<u>12,505,577.66</u>	<u>316,016,432.74</u>	<u>282,668,836.61</u>
Money Market Total					<u>316,016,432.74</u>	<u>282,668,836.61</u>	<u>316,016,432.74</u>	<u>282,668,836.61</u>	<u>0.00</u>	<u>0.00</u>	<u>12,505,577.66</u>	<u>316,016,432.74</u>	<u>282,668,836.61</u>
PROS - Prosperity Money Mkt. Accts. Total					<u>316,016,432.74</u>	<u>282,668,836.61</u>	<u>316,016,432.74</u>	<u>282,668,836.61</u>	<u>0.00</u>	<u>0.00</u>	<u>12,505,577.66</u>	<u>316,016,432.74</u>	<u>282,668,836.61</u>
TT03 - TEXAS TERM 07 FACILITIES													
State Pool													
TT03-TX TERM Fac. Construction	AR-0025	State Pool	11/01/08	Open	<u>1,005.59</u>	<u>1,005.63</u>	<u>1,005.59</u>	<u>1,005.63</u>	<u>0.00</u>	<u>0.00</u>	<u>25,480,636.20</u>	<u>1,005.59</u>	<u>1,005.63</u>
State Pool Total					<u>1,005.59</u>	<u>1,005.63</u>	<u>1,005.59</u>	<u>1,005.63</u>	<u>0.00</u>	<u>0.00</u>	<u>25,480,636.20</u>	<u>1,005.59</u>	<u>1,005.63</u>

# Portfolio Position

## Ft. Bend County

### Effective Interest - Actual Life

#### Receipts in Period

#### 07/01/13 - 07/31/13

CUSIP	Invest Number	Security Description	Purchase Date	Call Date	Par Value On 07/01/13	Par Value On 07/31/13	Market Val On 07/01/13	Market Val On 07/31/13	Purchase Cost	Sales Proceeds	Original Princ/Cost	Amor Value On 07/01/13	Amor Value On 07/31/13
<b>TT03 - TEXAS TERM 07 FACILITIES Total</b>					<u>1,005.59</u>	<u>1,005.63</u>	<u>1,005.59</u>	<u>1,005.63</u>	<u>0.00</u>	<u>0.00</u>	<u>25,480,636.20</u>	<u>1,005.59</u>	<u>1,005.63</u>
<b>TT05 - TEXAS TERM DRAINAGE</b>													
State Pool													
TT05-TX TERM Drainage	AR-0027	State Pool	11/01/08	Open	333.43	333.44	333.43	333.44	0.00	0.00	109,774.61	333.43	333.44
<b>State Pool Total</b>					<u>333.43</u>	<u>333.44</u>	<u>333.43</u>	<u>333.44</u>	<u>0.00</u>	<u>0.00</u>	<u>109,774.61</u>	<u>333.43</u>	<u>333.44</u>
<b>TT05 - TEXAS TERM DRAINAGE Total</b>					<u>333.43</u>	<u>333.44</u>	<u>333.43</u>	<u>333.44</u>	<u>0.00</u>	<u>0.00</u>	<u>109,774.61</u>	<u>333.43</u>	<u>333.44</u>
<b>TT00 - TEXAS TERM GENERAL</b>													
State Pool													
TT00-TX TERM General	AR-0022	State Pool	11/01/08	Open	1,008.01	1,008.05	1,008.01	1,008.05	0.00	0.00	10,006,437.87	1,008.01	1,008.05
<b>State Pool Total</b>					<u>1,008.01</u>	<u>1,008.05</u>	<u>1,008.01</u>	<u>1,008.05</u>	<u>0.00</u>	<u>0.00</u>	<u>10,006,437.87</u>	<u>1,008.01</u>	<u>1,008.05</u>
<b>TT00 - TEXAS TERM GENERAL Total</b>					<u>1,008.01</u>	<u>1,008.05</u>	<u>1,008.01</u>	<u>1,008.05</u>	<u>0.00</u>	<u>0.00</u>	<u>10,006,437.87</u>	<u>1,008.01</u>	<u>1,008.05</u>
<b>TT04 - TEXAS TERM ROAD &amp; BRIDGE</b>													
State Pool													
TT04-TX TERM Road & Bridge	AR-0026	State Pool	11/01/08	Open	1,005.04	1,005.08	1,005.04	1,005.08	0.00	0.00	10,463.28	1,005.04	1,005.08
<b>State Pool Total</b>					<u>1,005.04</u>	<u>1,005.08</u>	<u>1,005.04</u>	<u>1,005.08</u>	<u>0.00</u>	<u>0.00</u>	<u>10,463.28</u>	<u>1,005.04</u>	<u>1,005.08</u>
<b>TT04 - TEXAS TERM ROAD &amp; BRIDGE Total</b>					<u>1,005.04</u>	<u>1,005.08</u>	<u>1,005.04</u>	<u>1,005.08</u>	<u>0.00</u>	<u>0.00</u>	<u>10,463.28</u>	<u>1,005.04</u>	<u>1,005.08</u>
<b>TT02 - TEXAS TERM TOLL OPERATIONS</b>													
State Pool													
TT02-TX TERM Toll Rd. Operation	AR-0024	State Pool	11/01/08	Open	1,006.88	1,006.92	1,006.88	1,006.92	0.00	0.00	0.00	1,006.88	1,006.92
<b>State Pool Total</b>					<u>1,006.88</u>	<u>1,006.92</u>	<u>1,006.88</u>	<u>1,006.92</u>	<u>0.00</u>	<u>0.00</u>	<u>0.00</u>	<u>1,006.88</u>	<u>1,006.92</u>
<b>TT02 - TEXAS TERM TOLL OPERATIONS Total</b>					<u>1,006.88</u>	<u>1,006.92</u>	<u>1,006.88</u>	<u>1,006.92</u>	<u>0.00</u>	<u>0.00</u>	<u>0.00</u>	<u>1,006.88</u>	<u>1,006.92</u>
<b>Combined Port</b>													
<b>Money Market</b>													
Prosperity-Money Market Accts.	AR-0009	Money Market	11/30/03	Open	316,016,432.74	282,668,836.61	316,016,432.74	282,668,836.61	0.00	0.00	12,505,577.66	316,016,432.74	282,668,836.61
<b>Money Market Total</b>					<u>316,016,432.74</u>	<u>282,668,836.61</u>	<u>316,016,432.74</u>	<u>282,668,836.61</u>	<u>0.00</u>	<u>0.00</u>	<u>12,505,577.66</u>	<u>316,016,432.74</u>	<u>282,668,836.61</u>
<b>State Pool</b>													
LOG1-Logic- General	AR-0028	State Pool	11/10/08	Open	1,007.85	1,007.90	1,007.85	1,007.90	0.00	0.00	10,000,000.00	1,007.85	1,007.90
LOG2-Logic-Toll Rd.Operations	AR-0029	State Pool	11/10/08	Open	1,013.96	1,014.01	1,013.96	1,014.01	0.00	0.00	2,000,000.00	1,013.96	1,014.01
LOG3-Logic-Flood Control	AR-0030	State Pool	11/10/08	Open	1,009.14	1,009.19	1,009.14	1,009.19	0.00	0.00	3,000,000.00	1,009.14	1,009.19
LOG4-Logic-Facilities Const.Bnd	AR-0031	State Pool	11/10/08	Open	1,022.49	1,022.54	1,022.49	1,022.54	0.00	0.00	25,000,000.00	1,022.49	1,022.54
LOG5-Logic-Drainage	AR-0032	State Pool	11/10/08	Open	1,007.63	1,007.68	1,007.63	1,007.68	0.00	0.00	500,000.00	1,007.63	1,007.68
LOG8-Logic-Road & Bridge	AR-0035	State Pool	11/10/08	Open	1,008.05	1,008.10	1,008.05	1,008.10	0.00	0.00	1,000,000.00	1,008.05	1,008.10
LOG9-Logic-Employee Benefits	AR-0036	State Pool	02/12/09	Open	1,007.77	1,007.82	1,007.77	1,007.82	0.00	0.00	2,000,000.00	1,007.77	1,007.82
MB02-MBIA General	AR-0015	State Pool	11/01/08	Open	282,036.63	282,070.10	282,036.63	282,070.10	0.00	0.00	17,374,917.83	282,036.63	282,070.10
MB03-MBIA Road & Bridge	AR-0016	State Pool	11/01/08	Open	60,435.96	60,443.15	60,435.96	60,443.15	0.00	0.00	2,856,438.24	60,435.96	60,443.15
MB04-MBIA Drainage	AR-0017	State Pool	11/01/08	Open	43,312.66	43,317.83	43,312.66	43,317.83	0.00	0.00	1,267,218.21	43,312.66	43,317.83
MB06-MBIA Toll Rd. Operations	AR-0019	State Pool	11/01/08	Open	290,094.72	290,129.13	290,094.72	290,129.13	0.00	0.00	3,143,377.27	290,094.72	290,129.13
MB07-MBIA Fac. Construction	AR-0020	State Pool	11/01/08	Open	313,261.81	313,299.00	313,261.81	313,299.00	0.00	0.00	57,854,378.51	313,261.81	313,299.00
MB08-MBIA Fld.Cont.(Big Crk)	AR-0021	State Pool	11/01/08	Open	45,327.23	45,332.57	45,327.23	45,332.57	0.00	0.00	4,405,170.92	45,327.23	45,332.57
MB09-MBIA Justice Center Bnds	AR-0037	State Pool	01/07/10	Open	0.00	0.00	0.00	0.00	0.00	0.00	567,000.00	0.00	0.00
MB11-MBIA EMPLOYEE BENEFITS	AR-0040	State Pool	01/07/10	Open	34,247.47	34,251.56	34,247.47	34,251.56	0.00	0.00	34,000.00	34,247.47	34,251.56
TT00-TX TERM General	AR-0022	State Pool	11/01/08	Open	1,008.01	1,008.05	1,008.01	1,008.05	0.00	0.00	10,006,437.87	1,008.01	1,008.05
TT02-TX TERM Toll Rd. Operation	AR-0024	State Pool	11/01/08	Open	1,006.88	1,006.92	1,006.88	1,006.92	0.00	0.00	0.00	1,006.88	1,006.92
TT03-TX TERM Fac. Construction	AR-0025	State Pool	11/01/08	Open	1,005.59	1,005.63	1,005.59	1,005.63	0.00	0.00	25,480,636.20	1,005.59	1,005.63
TT04-TX TERM Road & Bridge	AR-0026	State Pool	11/01/08	Open	1,005.04	1,005.08	1,005.04	1,005.08	0.00	0.00	10,463.28	1,005.04	1,005.08
TT05-TX TERM Drainage	AR-0027	State Pool	11/01/08	Open	333.43	333.44	333.43	333.44	0.00	0.00	109,774.61	333.43	333.44
<b>State Pool Total</b>					<u>1,080,152.32</u>	<u>1,080,279.70</u>	<u>1,080,152.32</u>	<u>1,080,279.70</u>	<u>0.00</u>	<u>0.00</u>	<u>166,609,812.94</u>	<u>1,080,152.32</u>	<u>1,080,279.70</u>

**Portfolio Position**  
**Ft. Bend County**  
**Effective Interest - Actual Life**  
**Receipts in Period**  
**07/01/13 - 07/31/13**

7

CUSIP	Invest Number	Security Description	Purchase Date	Call Date	Par Value On 07/01/13	Par Value On 07/31/13	Market Val On 07/01/13	Market Val On 07/31/13	Purchase Cost	Sales Proceeds	Original Princ/Cost	Amor Value On 07/01/13	Amor Value On 07/31/13
Combined Port Total					<u>317,096,585.06</u>	<u>283,749,116.31</u>	<u>317,096,585.06</u>	<u>283,749,116.31</u>	<u>0.00</u>	<u>0.00</u>	<u>179,115,390.60</u>	<u>317,096,585.06</u>	<u>283,749,116.31</u>





**Maturity Aging**  
**Ft. Bend County**  
 Effective Interest - Actual Life  
 Receipts in Period  
 07/31/13

CUSIP	Invest Number	Security Description	Purchase Date	Days to Maturity	Yield Matur	
<b>0 - 30 Days</b>						
	LOG1-Logic- General	AR-0028	State Pool	11/10/08	1	0.1107
	LOG2-Logic-Toll Rd.Operations	AR-0029	State Pool	11/10/08	1	0.1107
	LOG3-Logic-Flood Control	AR-0030	State Pool	11/10/08	1	0.1107
	LOG4-Logic-Facilities Const.Bnd	AR-0031	State Pool	11/10/08	1	0.1107
	LOG5-Logic-Drainage	AR-0032	State Pool	11/10/08	1	0.1107
	LOG8-Logic-Road & Bridge	AR-0035	State Pool	11/10/08	1	0.1107
	LOG9-Logic-Employee Benefits	AR-0036	State Pool	02/12/09	1	0.1107
	MB02-MBIA General	AR-0015	State Pool	11/01/08	1	0.1400
	MB03-MBIA Road & Bridge	AR-0016	State Pool	11/01/08	1	0.1400
	MB04-MBIA Drainage	AR-0017	State Pool	11/01/08	1	0.1400
	MB06-MBIA Toll Rd. Operations	AR-0019	State Pool	11/01/08	1	0.1400
	MB07-MBIA Fac. Construction	AR-0020	State Pool	11/01/08	1	0.1400
	MB08-MBIA Fld.Cont.(Big Crk)	AR-0021	State Pool	11/01/08	1	0.1400
	MB09-MBIA Justice Center Bnds	AR-0037	State Pool	01/07/10	1	0.1600
	MB11-MBIA EMPLOYEE BENEFITS	AR-0040	State Pool	01/07/10	1	0.1400
	Prosperity-Money Market Accts.	AR-0009	Money Market	11/30/03	1	0.5000
	TT00-TX TERM General	AR-0022	State Pool	11/01/08	1	0.0500
	TT02-TX TERM Toll Rd. Operation	AR-0024	State Pool	11/01/08	1	0.0500
	TT03-TX TERM Fac. Construction	AR-0025	State Pool	11/01/08	1	0.0500
	TT04-TX TERM Road & Bridge	AR-0026	State Pool	11/01/08	1	0.0500
	TT05-TX TERM Drainage	AR-0027	State Pool	11/01/08	<u>1</u>	<u>0.0500</u>
	<b>0 - 30 Days Total</b>				<u>1</u>	<u>0.4986</u>
	<b>Investment Total</b>				<u>1</u>	<u>0.4986</u>

**Activity Statement**  
**Ft. Bend County**  
 Effective Interest - Actual Life  
 Receipts in Period  
 07/01/13 - 07/31/13

10

Purchase Date	Sale Date	CUSIP	Invest Number	Security Description	Amor Value On 07/01/13	Changes In Principal	Purchase Cost	Sales Proceeds	Purchased Interest	Int/Div Rec In the Perd	Amor Value On 07/31/13
<b>Money Market</b>											
11/30/03	Open	Prosperity-Money Market Accts.	AR-0009	Money Market	316,016,432.74	-33,347,596.13	0.00	0.00	0.00	100,720.87	282,668,836.61
<b>Money Market Total</b>					<u>316,016,432.74</u>	<u>-33,347,596.13</u>	<u>0.00</u>	<u>0.00</u>	<u>0.00</u>	<u>100,720.87</u>	<u>282,668,836.61</u>
<b>State Pool</b>											
11/01/08	Open	MB02-MBIA General	AR-0015	State Pool	282,036.63	33.47	0.00	0.00	0.00	33.47	282,070.10
11/01/08	Open	MB03-MBIA Road & Bridge	AR-0016	State Pool	60,435.96	7.19	0.00	0.00	0.00	7.19	60,443.15
11/01/08	Open	MB04-MBIA Drainage	AR-0017	State Pool	43,312.66	5.17	0.00	0.00	0.00	5.17	43,317.83
11/01/08	Open	MB06-MBIA Toll Rd. Operations	AR-0019	State Pool	290,094.72	34.41	0.00	0.00	0.00	34.41	290,129.13
11/01/08	Open	MB07-MBIA Fac. Construction	AR-0020	State Pool	313,261.81	37.19	0.00	0.00	0.00	37.19	313,299.00
11/01/08	Open	MB08-MBIA Fld.Cont.(Big Crk)	AR-0021	State Pool	45,327.23	5.34	0.00	0.00	0.00	5.34	45,332.57
11/01/08	Open	TT00-TX TERM General	AR-0022	State Pool	1,008.01	0.04	0.00	0.00	0.00	0.04	1,008.05
11/01/08	Open	TT02-TX TERM Toll Rd. Operation	AR-0024	State Pool	1,006.88	0.04	0.00	0.00	0.00	0.04	1,006.92
11/01/08	Open	TT03-TX TERM Fac. Construction	AR-0025	State Pool	1,005.59	0.04	0.00	0.00	0.00	0.04	1,005.63
11/01/08	Open	TT04-TX TERM Road & Bridge	AR-0026	State Pool	1,005.04	0.04	0.00	0.00	0.00	0.04	1,005.08
11/01/08	Open	TT05-TX TERM Drainage	AR-0027	State Pool	333.43	0.01	0.00	0.00	0.00	0.01	333.44
11/10/08	Open	LOG1-Logic- General	AR-0028	State Pool	1,007.85	0.05	0.00	0.00	0.00	0.05	1,007.90
11/10/08	Open	LOG2-Logic-Toll Rd.Operations	AR-0029	State Pool	1,013.96	0.05	0.00	0.00	0.00	0.05	1,014.01
11/10/08	Open	LOG3-Logic-Flood Control	AR-0030	State Pool	1,009.14	0.05	0.00	0.00	0.00	0.05	1,009.19
11/10/08	Open	LOG4-Logic-Facilities Const.Bnd	AR-0031	State Pool	1,022.49	0.05	0.00	0.00	0.00	0.05	1,022.54
11/10/08	Open	LOG5-Logic-Drainage	AR-0032	State Pool	1,007.63	0.05	0.00	0.00	0.00	0.05	1,007.68
11/10/08	Open	LOG8-Logic-Road & Bridge	AR-0035	State Pool	1,008.05	0.05	0.00	0.00	0.00	0.05	1,008.10
02/12/09	Open	LOG9-Logic-Employee Benefits	AR-0036	State Pool	1,007.77	0.05	0.00	0.00	0.00	0.05	1,007.82
01/07/10	Open	MB09-MBIA Justice Center Bnds	AR-0037	State Pool	0.00	0.00	0.00	0.00	0.00	0.00	0.00
01/07/10	Open	MB11-MBIA EMPLOYEE BENEFITS	AR-0040	State Pool	34,247.47	4.09	0.00	0.00	0.00	4.09	34,251.56
<b>State Pool Total</b>					<u>1,080,152.32</u>	<u>127.38</u>	<u>0.00</u>	<u>0.00</u>	<u>0.00</u>	<u>127.38</u>	<u>1,080,279.70</u>
<b>Investment Total</b>					<u>317,096,585.06</u>	<u>-33,347,468.75</u>	<u>0.00</u>	<u>0.00</u>	<u>0.00</u>	<u>100,848.25</u>	<u>283,749,116.31</u>

**Interest Accrual**  
**Ft. Bend County**  
**Effective Interest - Actual Life**  
**Receipts in Period**  
**07/01/13 - 07/31/13**

CUSIP	Invest Number	Security Description	Purchase Date	Sale Date	Yield Earned	Ending Par Val/Shares	Ending Amor Val/Cost	Purchased Interest	Int/Div Rec In the Perd	Int/Div Accrued In the Perd	PTD Purch Received	Int/Div Rec Purch/Date	Int/Div Accrued Purch/Date
<b>Money Market</b>													
	AR-0009	Money Market	11/30/03	Open	0.3766	282,668,836.61	282,668,836.61	0.00	100,720.87	0.00	0.00	20,677,899.31	0.00
<b>Money Market Total</b>					<u>0.3766</u>	<u>282,668,836.61</u>	<u>282,668,836.61</u>	<u>0.00</u>	<u>100,720.87</u>	<u>0.00</u>	<u>0.00</u>	<u>20,677,899.31</u>	<u>0.00</u>
<b>State Pool</b>													
	AR-0015	State Pool	11/01/08	Open	0.1397	282,070.10	282,070.10	0.00	33.47	0.00	0.00	11,420.47	0.00
	AR-0016	State Pool	11/01/08	Open	0.1401	60,443.15	60,443.15	0.00	7.19	0.00	0.00	1,182.30	0.00
	AR-0017	State Pool	11/01/08	Open	0.1405	43,317.83	43,317.83	0.00	5.17	0.00	0.00	645.74	0.00
	AR-0019	State Pool	11/01/08	Open	0.1397	290,129.13	290,129.13	0.00	34.41	0.00	0.00	6,066.68	0.00
	AR-0020	State Pool	11/01/08	Open	0.1398	313,299.00	313,299.00	0.00	37.19	0.00	0.00	68,201.44	0.00
	AR-0021	State Pool	11/01/08	Open	0.1387	45,332.57	45,332.57	0.00	5.34	0.00	0.00	4,803.97	0.00
	AR-0022	State Pool	11/01/08	Open	0.0467	1,008.05	1,008.05	0.00	0.04	0.00	0.00	21,392.82	0.00
	AR-0024	State Pool	11/01/08	Open	0.0468	1,006.92	1,006.92	0.00	0.04	0.00	0.00	17,936.82	0.00
	AR-0025	State Pool	11/01/08	Open	0.0468	1,005.63	1,005.63	0.00	0.04	0.00	0.00	125,368.61	0.00
	AR-0026	State Pool	11/01/08	Open	0.0469	1,005.08	1,005.08	0.00	0.04	0.00	0.00	8,212.36	0.00
	AR-0027	State Pool	11/01/08	Open	0.0353	333.44	333.44	0.00	0.01	0.00	0.00	5,012.71	0.00
	AR-0028	State Pool	11/10/08	Open	0.0584	1,007.90	1,007.90	0.00	0.05	0.00	0.00	50,013.48	0.00
	AR-0029	State Pool	11/10/08	Open	0.0581	1,014.01	1,014.01	0.00	0.05	0.00	0.00	62,345.09	0.00
	AR-0030	State Pool	11/10/08	Open	0.0583	1,009.19	1,009.19	0.00	0.05	0.00	0.00	15,035.21	0.00
	AR-0031	State Pool	11/10/08	Open	0.0576	1,022.54	1,022.54	0.00	0.05	0.00	0.00	218,927.36	0.00
	AR-0032	State Pool	11/10/08	Open	0.0584	1,007.68	1,007.68	0.00	0.05	0.00	0.00	3,251.45	0.00
	AR-0035	State Pool	11/10/08	Open	0.0584	1,008.10	1,008.10	0.00	0.05	0.00	0.00	6,495.62	0.00
	AR-0036	State Pool	02/12/09	Open	0.0584	1,007.82	1,007.82	0.00	0.05	0.00	0.00	4,336.64	0.00
	AR-0037	State Pool	01/07/10	Open	0.0000	0.00	0.00	0.00	0.00	0.00	0.00	3,941.28	0.00
	AR-0040	State Pool	01/07/10	Open	0.1406	34,251.56	34,251.56	0.00	4.09	0.00	0.00	251.56	0.00
<b>State Pool Total</b>					<u>0.1388</u>	<u>1,080,279.70</u>	<u>1,080,279.70</u>	<u>0.00</u>	<u>127.38</u>	<u>0.00</u>	<u>0.00</u>	<u>634,841.61</u>	<u>0.00</u>
<b>Investment Total</b>					<u>0.3757</u>	<u>283,749,116.31</u>	<u>283,749,116.31</u>	<u>0.00</u>	<u>100,848.25</u>	<u>0.00</u>	<u>0.00</u>	<u>21,312,740.92</u>	<u>0.00</u>

**Premium/Discount Amortization**  
**Ft. Bend County**  
**Effective Interest - Actual Life**  
**Receipts in Period**  
**07/01/13 - 07/31/13**

12

CUSIP	Invest Number	Security Description	Purchase Date	Amortiz Date	Yield Earned	Beginning Par Val/Shares	Beginning Unamor Val/Cost	Premium Discount	Ending Par Val/Shares	Ending Amor Val/Cost	Unamor Prem/Dscnt	Amortization In the Perd	Amortization Purch/Date
<b>Money Market</b>													
Prosperity-Money Market Accts.	AR-0009	Money Market	11/30/03	Open	0.3766	316,016,432.74	316,016,432.74	0.00	282,668,836.61	282,668,836.61	0.00	0.00	0.00
<b>Money Market Total</b>						<u>0.3766</u>	<u>316,016,432.74</u>	<u>0.00</u>	<u>282,668,836.61</u>	<u>282,668,836.61</u>	<u>0.00</u>	<u>0.00</u>	<u>0.00</u>
<b>State Pool</b>													
MB02-MBIA General	AR-0015	State Pool	11/01/08	Open	0.1397	282,036.63	282,036.63	0.00	282,070.10	282,070.10	0.00	0.00	0.00
MB03-MBIA Road & Bridge	AR-0016	State Pool	11/01/08	Open	0.1401	60,435.96	60,435.96	0.00	60,443.15	60,443.15	0.00	0.00	0.00
MB04-MBIA Drainage	AR-0017	State Pool	11/01/08	Open	0.1405	43,312.66	43,312.66	0.00	43,317.83	43,317.83	0.00	0.00	0.00
MB06-MBIA Toll Rd. Operations	AR-0019	State Pool	11/01/08	Open	0.1397	290,094.72	290,094.72	0.00	290,129.13	290,129.13	0.00	0.00	0.00
MB07-MBIA Fac. Construction	AR-0020	State Pool	11/01/08	Open	0.1398	313,261.81	313,261.81	0.00	313,299.00	313,299.00	0.00	0.00	0.00
MB08-MBIA Fld.Cont.(Big Crk)	AR-0021	State Pool	11/01/08	Open	0.1387	45,327.23	45,327.23	0.00	45,332.57	45,332.57	0.00	0.00	0.00
TT00-TX TERM General	AR-0022	State Pool	11/01/08	Open	0.0467	1,008.01	1,008.01	0.00	1,008.05	1,008.05	0.00	0.00	0.00
TT02-TX TERM Toll Rd. Operation	AR-0024	State Pool	11/01/08	Open	0.0468	1,006.88	1,006.88	0.00	1,006.92	1,006.92	0.00	0.00	0.00
TT03-TX TERM Fac. Construction	AR-0025	State Pool	11/01/08	Open	0.0468	1,005.59	1,005.59	0.00	1,005.63	1,005.63	0.00	0.00	0.00
TT04-TX TERM Road & Bridge	AR-0026	State Pool	11/01/08	Open	0.0469	1,005.04	1,005.04	0.00	1,005.08	1,005.08	0.00	0.00	0.00
TT05-TX TERM Drainage	AR-0027	State Pool	11/01/08	Open	0.0353	333.43	333.43	0.00	333.44	333.44	0.00	0.00	0.00
LOG1-Logic- General	AR-0028	State Pool	11/10/08	Open	0.0584	1,007.85	1,007.85	0.00	1,007.90	1,007.90	0.00	0.00	0.00
LOG2-Logic-Toll Rd.Operations	AR-0029	State Pool	11/10/08	Open	0.0581	1,013.96	1,013.96	0.00	1,014.01	1,014.01	0.00	0.00	0.00
LOG3-Logic-Flood Control	AR-0030	State Pool	11/10/08	Open	0.0583	1,009.14	1,009.14	0.00	1,009.19	1,009.19	0.00	0.00	0.00
LOG4-Logic-Facilities Const.Bnd	AR-0031	State Pool	11/10/08	Open	0.0576	1,022.49	1,022.49	0.00	1,022.54	1,022.54	0.00	0.00	0.00
LOG5-Logic-Drainage	AR-0032	State Pool	11/10/08	Open	0.0584	1,007.63	1,007.63	0.00	1,007.68	1,007.68	0.00	0.00	0.00
LOG8-Logic-Road & Bridge	AR-0035	State Pool	11/10/08	Open	0.0584	1,008.05	1,008.05	0.00	1,008.10	1,008.10	0.00	0.00	0.00
LOG9-Logic-Employee Benefits	AR-0036	State Pool	02/12/09	Open	0.0584	1,007.77	1,007.77	0.00	1,007.82	1,007.82	0.00	0.00	0.00
MB09-MBIA Justice Center Bnds	AR-0037	State Pool	01/07/10	Open	0.0000	0.00	0.00	0.00	0.00	0.00	0.00	0.00	0.00
MB11-MBIA EMPLOYEE BENEFITS	AR-0040	State Pool	01/07/10	Open	0.1406	34,247.47	34,247.47	0.00	34,251.56	34,251.56	0.00	0.00	0.00
<b>State Pool Total</b>						<u>0.1388</u>	<u>1,080,152.32</u>	<u>0.00</u>	<u>1,080,279.70</u>	<u>1,080,279.70</u>	<u>0.00</u>	<u>0.00</u>	<u>0.00</u>
<b>Investment Total</b>						<u>0.3757</u>	<u>317,096,585.06</u>	<u>0.00</u>	<u>283,749,116.31</u>	<u>283,749,116.31</u>	<u>0.00</u>	<u>0.00</u>	<u>0.00</u>

**Open Investments**  
**Ft. Bend County**  
**Effective Interest - Actual Life**  
**Receipts in Period**  
**07/31/13**

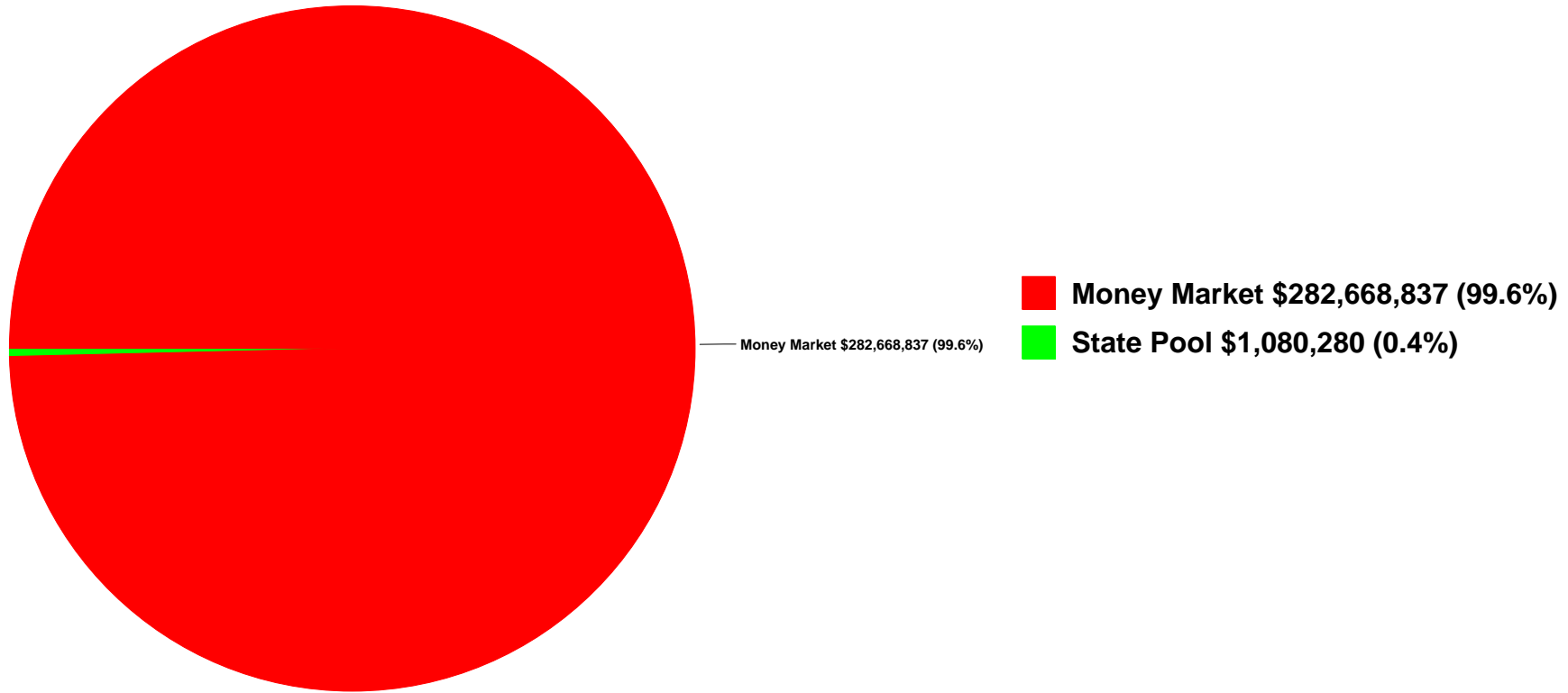
13

CUSIP	Invest Number	Security Description	Invest Class	Purchase Date	Call Date	Purchase Institut	SafeKeep Institut	Issuing Institut	Yield Matur	Yield Call	Original Unit Cost	Original Par Val/Shares	Original Princ/Cost	Orig Prem Discount	Ending Unit Price	Ending Par Val/Shares	Ending Amor Val/Cost	Unamor Prem/Dscent
<b>Money Market</b>																		
Prosperity-Money Market Accts.	AR-0009	Money Market		11/30/03	Open	100	100	100	0.5000	0.5000	1.000000	12,505,577.66	12,505,577.66	0.00	1.000000	282,668,836.61	282,668,836.61	0.00
<b>Money Market Total</b>									<u>0.5000</u>	<u>0.5000</u>	<u>1.000000</u>	<u>12,505,577.66</u>	<u>12,505,577.66</u>	<u>0.00</u>	<u>1.000000</u>	<u>282,668,836.61</u>	<u>282,668,836.61</u>	<u>0.00</u>
<b>State Pool</b>																		
MB02-MBIA General	AR-0015	State Pool		11/01/08	Open	2000	2000	2000	0.1400	0.1400	1.000000	17,374,917.83	17,374,917.83	0.00	1.000000	282,070.10	282,070.10	0.00
MB03-MBIA Road & Bridge	AR-0016	State Pool		11/01/08	Open	2000	2000	2000	0.1400	0.1400	1.000000	2,856,438.24	2,856,438.24	0.00	1.000000	60,443.15	60,443.15	0.00
MB04-MBIA Drainage	AR-0017	State Pool		11/01/08	Open	2000	2000	2000	0.1400	0.1400	1.000000	1,267,218.21	1,267,218.21	0.00	1.000000	43,317.83	43,317.83	0.00
MB06-MBIA Toll Rd. Operations	AR-0019	State Pool		11/01/08	Open	2000	2000	2000	0.1400	0.1400	1.000000	3,143,377.27	3,143,377.27	0.00	1.000000	290,129.13	290,129.13	0.00
MB07-MBIA Fac. Construction	AR-0020	State Pool		11/01/08	Open	2000	2000	2000	0.1400	0.1400	1.000000	57,854,378.51	57,854,378.51	0.00	1.000000	313,299.00	313,299.00	0.00
MB08-MBIA Fld.Cont.(Big Crk)	AR-0021	State Pool		11/01/08	Open	2000	2000	2000	0.1400	0.1400	1.000000	4,405,170.92	4,405,170.92	0.00	1.000000	45,332.57	45,332.57	0.00
TT00-TX TERM General	AR-0022	State Pool		11/01/08	Open	2005	2005	2005	0.0500	0.0500	1.000000	10,006,437.87	10,006,437.87	0.00	1.000000	1,008.05	1,008.05	0.00
TT02-TX TERM Toll Rd. Operation	AR-0024	State Pool		11/01/08	Open	2005	2005	2005	0.0500	0.0500	0.000000	0.00	0.00	0.00	1.000000	1,006.92	1,006.92	0.00
TT03-TX TERM Fac. Construction	AR-0025	State Pool		11/01/08	Open	2005	2005	2005	0.0500	0.0500	1.000000	25,480,636.20	25,480,636.20	0.00	1.000000	1,005.63	1,005.63	0.00
TT04-TX TERM Road & Bridge	AR-0026	State Pool		11/01/08	Open	2005	2005	2005	0.0500	0.0500	1.000000	10,463.28	10,463.28	0.00	1.000000	1,005.08	1,005.08	0.00
TT05-TX TERM Drainage	AR-0027	State Pool		11/01/08	Open	2005	2005	2005	0.0500	0.0500	1.000000	109,774.61	109,774.61	0.00	1.000000	333.44	333.44	0.00
LOG1-Logic- General	AR-0028	State Pool		11/10/08	Open	200	200	200	0.1107	0.1107	1.000000	10,000,000.00	10,000,000.00	0.00	1.000000	1,007.90	1,007.90	0.00
LOG2-Logic-Toll Rd.Operations	AR-0029	State Pool		11/10/08	Open	200	200	200	0.1107	0.1107	1.000000	2,000,000.00	2,000,000.00	0.00	1.000000	1,014.01	1,014.01	0.00
LOG3-Logic-Flood Control	AR-0030	State Pool		11/10/08	Open	200	200	200	0.1107	0.1107	1.000000	3,000,000.00	3,000,000.00	0.00	1.000000	1,009.19	1,009.19	0.00
LOG4-Logic-Facilities Const.Bnd	AR-0031	State Pool		11/10/08	Open	200	200	200	0.1107	0.1107	1.000000	25,000,000.00	25,000,000.00	0.00	1.000000	1,022.54	1,022.54	0.00
LOG5-Logic-Drainage	AR-0032	State Pool		11/10/08	Open	200	200	200	0.1107	0.1107	1.000000	500,000.00	500,000.00	0.00	1.000000	1,007.68	1,007.68	0.00
LOG8-Logic-Road & Bridge	AR-0035	State Pool		11/10/08	Open	200	200	200	0.1107	0.1107	1.000000	1,000,000.00	1,000,000.00	0.00	1.000000	1,008.10	1,008.10	0.00
LOG9-Logic-Employee Benefits	AR-0036	State Pool		02/12/09	Open	200	200	200	0.1107	0.1107	1.000000	2,000,000.00	2,000,000.00	0.00	1.000000	1,007.82	1,007.82	0.00
MB09-MBIA Justice Center Bnds	AR-0037	State Pool		01/07/10	Open	2000	2000	2000	0.1600	0.1600	1.000000	567,000.00	567,000.00	0.00	0.000000	0.00	0.00	0.00
MB11-MBIA EMPLOYEE BENEFITS	AR-0040	State Pool		01/07/10	Open	2000	2000	2000	0.1400	0.1400	1.000000	34,000.00	34,000.00	0.00	1.000000	34,251.56	34,251.56	0.00
<b>State Pool Total</b>									<u>0.1395</u>	<u>0.1395</u>	<u>1.000000</u>	<u>166,609,812.94</u>	<u>166,609,812.94</u>	<u>0.00</u>	<u>1.000000</u>	<u>1,080,279.70</u>	<u>1,080,279.70</u>	<u>0.00</u>
<b>Investment Total</b>									<u>0.4986</u>	<u>0.4986</u>	<u>1.000000</u>	<u>179,115,390.60</u>	<u>179,115,390.60</u>	<u>0.00</u>	<u>1.000000</u>	<u>283,749,116.31</u>	<u>283,749,116.31</u>	<u>0.00</u>

**Open Investments**  
**Ft. Bend County**  
Effective Interest - Actual Life  
Receipts in Period  
07/31/13

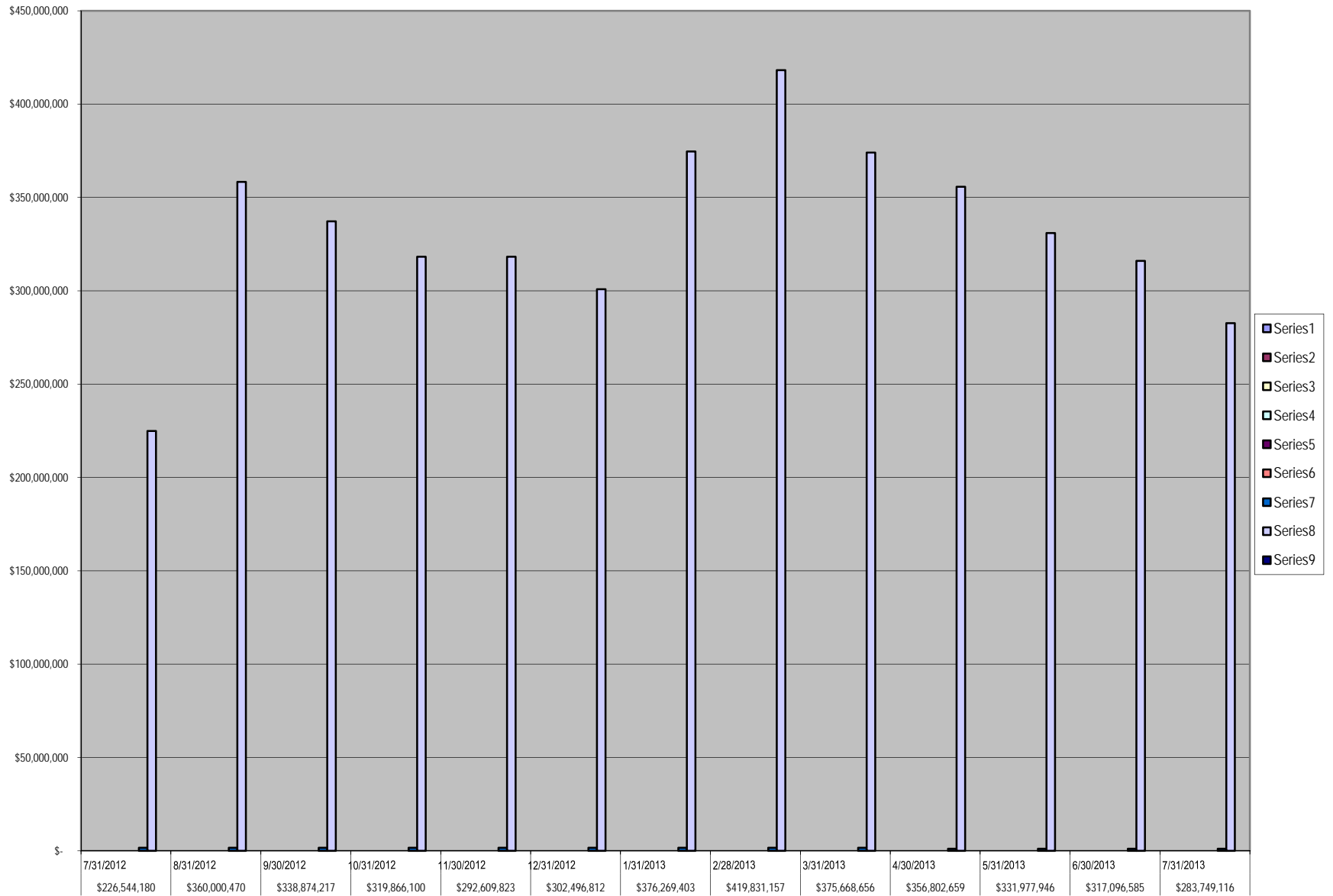
By Security

**Open Investments    \$283,749,116**



## FBC INVESTMENT TRAILING 12 MONTHS

Open Investments		FARMERS MAC DN	FMC	FHLB	FHLMC	FNMA	FNMA DISCOUNT NOTE	State Pool	Prosperity Money Market	Prosperity - Invst. Acct.
\$ 226,544,180	7/31/2012	\$ -	\$ -	\$ -	\$ -	\$ -	\$ -	\$ 1,648,431	\$ 224,895,749	\$ -
\$ 360,000,470	8/31/2012	\$ -	\$ -	\$ -	\$ -	\$ -	\$ -	\$ 1,648,761	\$ 358,351,709	\$ -
\$ 338,874,217	9/30/2012	\$ -	\$ -	\$ -	\$ -	\$ -	\$ -	\$ 1,649,072	\$ 337,225,145	\$ -
\$ 319,866,100	10/31/2012	\$ -	\$ -	\$ -	\$ -	\$ -	\$ -	\$ 1,649,370	\$ 318,216,730	\$ -
\$ 292,609,823	11/30/2012	\$ -	\$ -	\$ -	\$ -	\$ -	\$ -	\$ 1,649,628	\$ 318,216,730	\$ -
\$ 302,496,812	12/31/2012	\$ -	\$ -	\$ -	\$ -	\$ -	\$ -	\$ 1,649,917	\$ 300,846,895	\$ -
\$ 376,269,403	1/31/2013	\$ -	\$ -	\$ -	\$ -	\$ -	\$ -	\$ 1,650,173	\$ 374,619,230	\$ -
\$ 419,831,157	2/28/2013	\$ -	\$ -	\$ -	\$ -	\$ -	\$ -	\$ 1,650,384	\$ 418,180,773	\$ -
\$ 375,668,656	3/31/2013	\$ -	\$ -	\$ -	\$ -	\$ -	\$ -	\$ 1,650,624	\$ 374,018,032	\$ -
\$ 356,802,659	4/30/2013	\$ -	\$ -	\$ -	\$ -	\$ -	\$ -	\$ 1,080,812	\$ 355,721,847	\$ -
\$ 331,977,946	5/31/2013	\$ -	\$ -	\$ -	\$ -	\$ -	\$ -	\$ 1,080,016	\$ 330,897,930	\$ -
\$ 317,096,585	6/30/2013	\$ -	\$ -	\$ -	\$ -	\$ -	\$ -	\$ 1,080,152	\$ 316,016,433	\$ -
\$ 283,749,116	7/31/2013	\$ -	\$ -	\$ -	\$ -	\$ -	\$ -	\$ 1,080,280	\$ 282,668,837	\$ -





**Wendt, Sandra**

---

**Subject:** FW: July Interest Rate

**From:** Laura Turner (111)  
**Sent:** Thursday, August 08, 2013 4:45 PM  
**To:** 'Gasser, Debbie'  
**Subject:** July Interest Rate

## **JULY**

**In accordance to the Depository bid, the variable interest rate for the month of July will reflect the change in the 91 day t-bill rate. The 91 day t-bill investment rate is 0.051%. Rate paid will be 0.75% on the General Operating Account and 0.341% (0.051% + .29) on all other operating accounts. The Texpool rate is 0.0617%. A rate of 0.25% will be paid on the designated investment accounts.**

### ***Laura Turner***

Banking Officer/Lending Assistant  
Prosperity Bank  
Sugar Land Banking Center  
14060 Southwest Freeway  
Sugar Land, TX 77478  
Phone: 281-269-7200  
Direct: 281-269-7254  
Fax: 281-269-7108

Email: [Laura.Turner@prosperitybankUSA.com](mailto:Laura.Turner@prosperitybankUSA.com)

NYSE: PB

# *Texas CLASS Daily Rates*

## *July 2013*

For more information, call Texas CLASS at (800)707-6242  
Fax: (855)848-9910



<i>Date</i>	<i>Daily Rates</i>	<i>Annual Yield</i>
07/01/13	0.16%	0.16%
07/02/13	0.13%	0.13%
07/03/13	0.15%	0.15%
07/04/13	0.15%	0.15%
07/05/13	0.15%	0.15%
07/06/13	0.15%	0.15%
07/07/13	0.15%	0.15%
07/08/13	0.14%	0.14%
07/09/13	0.14%	0.14%
07/10/13	0.14%	0.14%
07/11/13	0.14%	0.14%
07/12/13	0.14%	0.14%
07/13/13	0.14%	0.14%
07/14/13	0.14%	0.14%
07/15/13	0.15%	0.15%
07/16/13	0.15%	0.15%
07/17/13	0.15%	0.15%
07/18/13	0.15%	0.15%
07/19/13	0.15%	0.15%
07/20/13	0.15%	0.15%
07/21/13	0.15%	0.15%
07/22/13	0.15%	0.15%
07/23/13	0.16%	0.16%
07/24/13	0.13%	0.13%
07/25/13	0.12%	0.12%
07/26/13	0.12%	0.12%
07/27/13	0.12%	0.12%
07/28/13	0.12%	0.12%
07/29/13	0.12%	0.12%
07/30/13	0.11%	0.11%
07/31/13	0.11%	0.11%
<b>Average</b>	<b>0.14%</b>	<b>0.14%</b>

Rates can vary over time. Past performance is no guarantee of future results.

**Current Rates:**

***As of July 31, 2013***

<b>Current Yield<sup>1</sup></b>	<b><u>.05%</u></b>
<b>One-Day Yield<sup>1</sup></b>	<b><u>.05%</u></b>
<b>Allocation Factor<sup>1</sup></b>	<b><u>0.000001378</u></b>

**Historical Rates:**

**Monthly Distribution Yields<sup>2</sup>**

	<b><u>2004</u></b>	<b><u>2005</u></b>	<b><u>2006</u></b>	<b><u>2007</u></b>	<b><u>2008</u></b>	<b><u>2009</u></b>	<b><u>2010</u></b>	<b><u>2011</u></b>	<b><u>2012</u></b>	<b><u>2013</u></b>
<b>January</b>	<b>1.03%</b>	<b>2.21%</b>	<b>4.25%</b>	<b>5.25%</b>	<b>4.27%</b>	<b>1.14%</b>	<b>0.17%</b>	<b>0.14%</b>	<b>0.08%</b>	<b>0.12%</b>
<b>February</b>	<b>1.03%</b>	<b>2.40%</b>	<b>4.48%</b>	<b>5.28%</b>	<b>3.57%</b>	<b>0.83%</b>	<b>0.17%</b>	<b>0.17%</b>	<b>0.10%</b>	<b>0.10%</b>
<b>March</b>	<b>1.03%</b>	<b>2.53%</b>	<b>4.55%</b>	<b>5.29%</b>	<b>2.98%</b>	<b>0.74%</b>	<b>0.18%</b>	<b>0.14%</b>	<b>0.10%</b>	<b>0.10%</b>
<b>April</b>	<b>1.02%</b>	<b>2.71%</b>	<b>4.72%</b>	<b>5.26%</b>	<b>2.51%</b>	<b>0.63%</b>	<b>0.19%</b>	<b>0.10%</b>	<b>0.10%</b>	<b>0.08%</b>
<b>May</b>	<b>1.01%</b>	<b>2.90%</b>	<b>4.87%</b>	<b>5.23%</b>	<b>2.36%</b>	<b>0.55%</b>	<b>0.19%</b>	<b>0.09%</b>	<b>0.12%</b>	<b>0.08%</b>
<b>June</b>	<b>1.07%</b>	<b>2.97%</b>	<b>4.98%</b>	<b>5.26%</b>	<b>2.26%</b>	<b>0.50%</b>	<b>0.21%</b>	<b>0.09%</b>	<b>0.13%</b>	<b>0.05%</b>
<b>July</b>	<b>1.25%</b>	<b>3.17%</b>	<b>5.16%</b>	<b>5.25%</b>	<b>2.29%</b>	<b>0.42%</b>	<b>0.23%</b>	<b>0.06%</b>	<b>0.13%</b>	<b>0.05%</b>
<b>August</b>	<b>1.39%</b>	<b>3.36%</b>	<b>5.20%</b>	<b>5.25%</b>	<b>2.39%</b>	<b>0.41%</b>	<b>0.24%</b>	<b>0.08%</b>	<b>0.13%</b>	
<b>September</b>	<b>1.55%</b>	<b>3.52%</b>	<b>5.24%</b>	<b>5.15%</b>	<b>2.38%</b>	<b>0.37%</b>	<b>0.21%</b>	<b>0.07%</b>	<b>0.13%</b>	
<b>October</b>	<b>1.68%</b>	<b>3.72%</b>	<b>5.25%</b>	<b>4.99%</b>	<b>2.65%</b>	<b>0.27%</b>	<b>0.19%</b>	<b>0.07%</b>	<b>0.13%</b>	
<b>November</b>	<b>1.82%</b>	<b>3.92%</b>	<b>5.25%</b>	<b>4.80%</b>	<b>2.13%</b>	<b>0.26%</b>	<b>0.17%</b>	<b>0.08%</b>	<b>0.13%</b>	
<b>December</b>	<b>2.05%</b>	<b>4.13%</b>	<b>5.25%</b>	<b>4.53%</b>	<b>1.79%</b>	<b>0.23%</b>	<b>0.15%</b>	<b>0.11%</b>	<b>0.13%</b>	

**Call Toll-Free  
1-866-TEX-TERM**

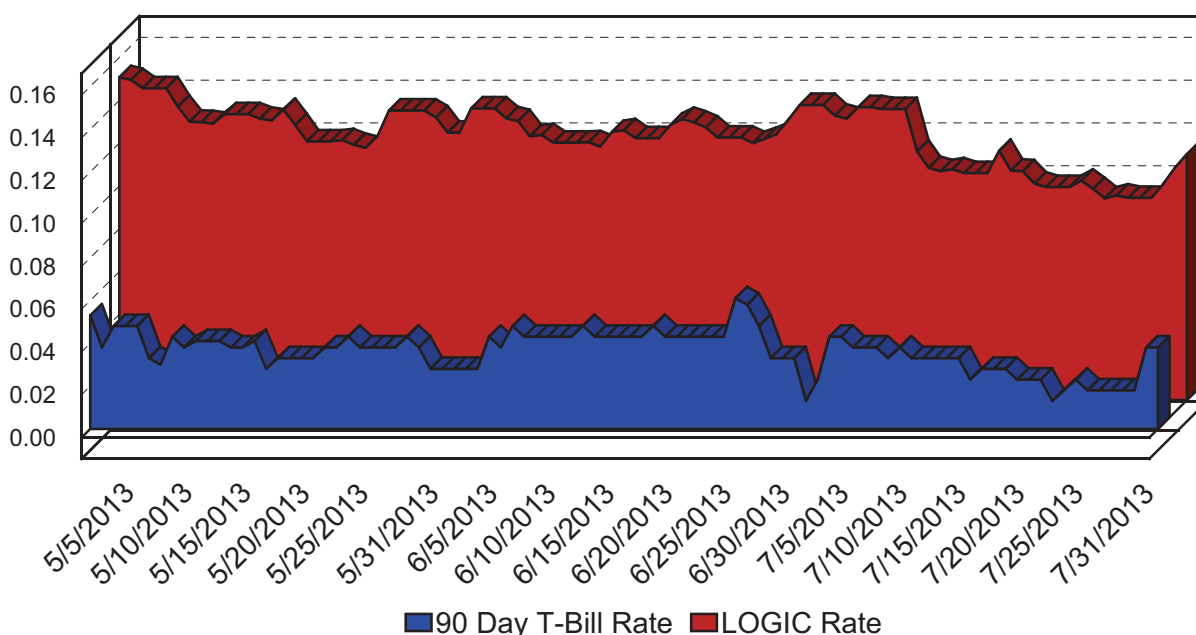
*Past performance is not indicative of future results and yields may vary.*

(1) The current yield, which is also known as the current annualized yield or current seven-day yield, represents the net change, exclusive of capital changes and income other than investment income, in the value of a hypothetical account with a balance of one share (normally \$1.00 per share) over a seven-day base period expressed as a percentage of the value of one share at the beginning of the seven-day period. This resulting net change in account value is then annualized by multiplying it by 365 and dividing the result by 7. The yields shown may reflect fee waivers by service providers that subsidize and reduce the total operating expenses of the TexasDAILY portfolio. Portfolio yields would be lower if there were no such waivers. The allocation factor represents the daily net income dividend declared by the TexasDAILY portfolio divided by the portfolio's daily net assets. The one-day yield represents the allocation factor of the TexasDAILY portfolio divided by the daily net asset value per share (normally \$1.00) multiplied by 365. Unlike the current yield—which excludes capital changes and income other than investment income—the allocation factor and one-day yield are inclusive of capital changes and any income other than investment income.

(2) The monthly distribution yield represents the sum of a month's one-day allocation factors divided by the number of days in that month, and multiplied by 365. The yields shown may reflect fee waivers by service providers that subsidize and reduce the total operating expenses of the TexasDAILY portfolio. Portfolio yields would be lower if there were no such waivers.

*This information is for institutional investor use only, not for further distribution to retail investors, and does not represent an offer to sell or a solicitation of an offer to buy or sell any fund or other security. Investors should consider the Pool's investment objectives, risks, charges and expenses before investing. This and other information about the Pool is available in the Pool's Information Statement, which should be read carefully before investing. A copy of the Pool's Information Statement may be obtained by calling 1-866-839-8376 or is available on the Pool's website at [www.texasterm.net](http://www.texasterm.net). While TexasDAILY seeks to maintain a stable net asset value of \$1.00 per share and TexasTERM seeks to achieve a net asset value of \$1.00 per share at its stated maturity, it is possible to lose money investing in the Pool. An investment in the Pool is not insured or guaranteed by the Federal Deposit Insurance Corporation or any other government agency. Shares of the Pool are distributed by **PFM Fund Distributors, Inc.**, member Financial Industry Regulatory Authority (FINRA) ([www.finra.org](http://www.finra.org)) and Securities Investor Protection Corporation (SIPC) ([www.sipc.org](http://www.sipc.org)). PFM Fund Distributors, Inc. is a wholly owned subsidiary of PFM Asset Management LLC.*

LOGIC versus 90-Day Treasury Bill



This material is for information purposes only. This information does not represent an offer to buy or sell a security. The above rate information is obtained from sources that are believed to be reliable; however, its accuracy or completeness July be subject to change. The LOGIC management fee may be waived in full or in part at the discretion of the LOGIC co-administrators and the LOGIC rate for the period shown reflects waiver of fees. This table represents investment performance/return to the customer, net of fees, and is not an indication of future performance. An investment in the security is not insured or guaranteed by the Federal Deposit Insurance Corporation or any other government agency. Although the issuer seeks to preserve the value of an investment at \$1.00 per share, it is possible to lose money by investing in the security. Information about these and other program details are in the fund's Information Statement which should be read carefully before investing. The yield on the 90-Day Treasury Bill ("T-Bill Yield") is shown for comparative purposes only. When comparing the investment returns of the LOGIC pool to the T-Bill Yield, you should know that the LOGIC pool consist of allocations of specific diversified securities as detailed in the respective Information Statements. The T-Bill Yield is taken from Bloomberg Finance L.P. and represents the daily closing yield on the then current 90-day T-Bill.

Daily Summary for July 2013

Date	Mny Mkt Fund Equiv. [SEC Std.]	Daily Allocation Factor	LOGIC Invested Balance	Market Value Per Share	WAM Days (1)*	WAM Days (2)*
7/1/2013	0.1328%	0.000003638	\$2,475,631,510.84	1.000036	56	61
7/2/2013	0.1314%	0.000003599	\$2,484,713,784.00	1.000040	56	61
7/3/2013	0.1368%	0.000003747	\$2,498,951,399.95	1.000033	55	60
7/4/2013	0.1368%	0.000003747	\$2,498,951,399.95	1.000033	55	60
7/5/2013	0.1359%	0.000003723	\$2,476,286,972.77	1.000030	53	58
7/6/2013	0.1359%	0.000003723	\$2,476,286,972.77	1.000030	53	58
7/7/2013	0.1359%	0.000003723	\$2,476,286,972.77	1.000030	53	58
7/8/2013	0.1161%	0.000003180	\$2,463,951,601.83	1.000045	53	58
7/9/2013	0.1084%	0.000002969	\$2,474,912,677.04	1.000045	52	56
7/10/2013	0.1069%	0.000002928	\$2,476,507,209.59	1.000045	51	56
7/11/2013	0.1078%	0.000002953	\$2,464,259,378.07	1.000047	51	55
7/12/2013	0.1060%	0.000002903	\$2,466,889,496.23	1.000037	49	53
7/13/2013	0.1060%	0.000002903	\$2,466,889,496.23	1.000037	49	53
7/14/2013	0.1060%	0.000002903	\$2,466,889,496.23	1.000037	49	53
7/15/2013	0.1164%	0.000003188	\$2,423,363,314.23	1.000047	49	53
7/16/2013	0.1072%	0.000002937	\$2,433,414,900.60	1.000050	48	52
7/17/2013	0.1068%	0.000002926	\$2,427,525,829.14	1.000049	47	51
7/18/2013	0.1011%	0.000002769	\$2,432,695,319.79	1.000049	48	52
7/19/2013	0.0995%	0.000002725	\$2,426,813,392.22	1.000038	47	51
7/20/2013	0.0995%	0.000002725	\$2,426,813,392.22	1.000038	47	51
7/21/2013	0.0995%	0.000002725	\$2,426,813,392.22	1.000038	47	51
7/22/2013	0.1025%	0.000002807	\$2,419,927,293.89	1.000049	55	59
7/23/2013	0.0986%	0.000002702	\$2,416,716,432.32	1.000052	57	61
7/24/2013	0.0942%	0.000002582	\$2,431,184,312.43	1.000048	57	62
7/25/2013	0.0955%	0.000002616	\$2,530,133,528.07	1.000049	57	61
7/26/2013	0.0944%	0.000002587	\$2,512,383,013.93	1.000039	57	61
7/27/2013	0.0944%	0.000002587	\$2,512,383,013.93	1.000039	57	61
7/28/2013	0.0944%	0.000002587	\$2,512,383,013.93	1.000039	57	61
7/29/2013	0.1011%	0.000002771	\$2,506,635,728.39	1.000050	59	63
7/30/2013	0.1086%	0.000002975	\$2,501,296,869.20	1.000050	60	64
7/31/2013	0.1148%	0.000003144	\$2,475,457,138.23	1.000050	59	63
Average	0.1107%	0.000003032	\$2,467,204,782.36		53	57

Prosperity Bank  
Money Market Accounts

July 31, 2013

FUND	DESCRIPTION	BEGINNING BALANCE	DEPOSITS	WITH- DRAWALS	INTEREST	ENDING BALANCE
100	General Operating	77,840,332.61	26,360,055.98	40,459,964.60	45,549.31	63,785,973.30
150	Juvenile Operations	4,220,133.06	228,625.42	874,447.88	1,162.07	3,575,472.67
155	Road & Bridge	9,703,276.41	921,748.65	1,752,734.20	2,800.96	8,875,091.82
160	Drainage District	8,705,948.07	204,766.88	1,414,547.30	2,423.35	7,498,591.00
165	Lateral Road	544,382.71	-	-	115.59	544,498.30
170	Statue Restoration	4,263.27	-	-	0.91	4,264.18
175	City Water Assistance	23,777.86	269.00	396.29	5.02	23,655.59
185	Entex Contributions	1.61	-	-	-	1.61
190	H L & P Assistance	2,729.52	-	2,229.76	0.29	500.05
195	County Law Library	1,096,217.40	24,185.56	12,320.56	234.95	1,108,317.35
200	Law Enforcement Academy	824,771.62	3,720.00	10,969.89	174.30	817,696.03
210	Ambulance Paramedics	8,215.14	-	1.69	1.74	8,215.19
360	Law Enforcement Training	9,876.38	-	210.00	2.08	9,668.46
215	Library Donations	154,774.41	1,633.02	11,098.13	32.13	145,341.43
225	FBC Asset Forfeiture-Task-State	576,888.74	-	4,900.50	121.76	572,110.00
235	Probate Court Training	72,250.44	420.00	-	15.38	72,685.82
245	Alert Program-Juvenile	47,576.40	-	-	10.10	47,586.50
255	D A Asset Forfeiture-Fed.	5,829.06	-	41.37	1.23	5,788.92
260	D A Bad Check Coll Fund	120,044.20	9,906.38	7,293.46	25.22	122,682.34
265	Gus George Memorial	2,891.30	-	787.50	0.51	2,104.31
275	D A Special Fund Run	17,704.25	-	-	3.76	17,708.01
280	Co.Atty.Supplemental Salary	142,076.07	-	4,696.79	29.68	137,408.96
285	FBC Records Management	2,147,329.66	83,902.96	26,097.83	462.66	2,205,597.45
290	VIT Interest (Tax Coll)	31,822.20	-	31,786.00	5.23	41.43
295	Courthouse Security	-	-	-	-	-
300	FBC Elections	938,100.92	71,520.35	19,049.20	203.31	990,775.38
305	FBC Asset Forfeiture-Task-Fed.	59,836.82	-	1,345.00	12.59	58,504.41
310	Sheriff Ofc/Forfeiture-Assets-St.	456,001.84	4,061.99	16,585.20	94.31	443,572.94
315	Sheriff Ofc/Forfeiture-Assets-Fed.	450,283.57	29,883.57	-	95.81	480,262.95
320	Constable Pct. 2 F/A	2,312.21	-	-	0.49	2,312.70
335	DA Asset Forfeiture-State	380,682.95	-	23,375.55	78.53	357,385.93

Prosperity Bank  
Money Market Accounts

355	FBC Co.Child Abuse Prev.	8,903.95	191.49	1.82	1.92	9,095.54
732	2007 Facilities Constr.Bonds	3,689,661.80	299.00	526,548.48	755.63	3,164,167.95
810	Toll Road Operations	45,198,643.15	1,608,828.43	907,176.59	9,611.26	45,909,906.25
896	On Site Wastewater	1,764.33	390.00	1,150.33	0.24	1,004.24
898	Consolidated Court Cost	653,828.53	281,285.53	854,253.09	170.15	81,031.12
390	Child Protective Service IV-E	183,727.22	-	-	39.01	183,766.23
400	CDGB 2001	74,405.76	605,452.70	438,724.09	29.61	241,163.98
402	Hope 3 Program Sales	792.86	-	-	0.17	793.03
410	Child Support IVD Reimb.	195,945.13	1,472.45	-	41.85	197,459.43
415	Local Law Enf.Block Grant	32,442.40	-	1,119.92	6.80	31,329.28
440	Supervision	2,053,110.24	204,382.43	480,563.35	578.20	1,777,507.52
855	Work.Comp &Unempl. Ins.	1,958,082.81	148,893.66	224,391.81	397.98	1,882,982.64
205	Surface Water Supply Corp.	7,705.18	-	-	1.64	7,706.82
TREA	Treasurer's Account	31.02	4,274,317.58	4,271,005.05	67.48	3,411.03
INVE	FBC Investment Account	-	-	-	-	-
850M	Boon-Chapman Medical	3,563,151.87	-	2,085,467.26	769.89	1,478,454.50
850D	Boon-Chapman Dental	1,096,423.71	-	144,476.92	304.59	952,251.38
850	Employee Benefits	5,695,103.65	728,107.49	453,664.53	1,259.27	5,970,805.88
882	Boon-Chapman 125	30,677.66	59,303.36	36,677.64	13.88	53,317.26
884	Fee Officer's Account	2,203,934.74	2,022,492.29	1,780,802.92	-	2,445,624.11
912	JP Credit Card Processing	86,499.01	148,422.73	160,239.54	22.01	74,704.21
908	EMS Credit Card Processing	7,950.56	9,516.24	8,000.56	1.22	9,467.46
600/605	Debt Service Account	10,417,573.92	156,220.27	500.00	2,236.10	10,575,530.29
726	Oyster Creek	40,255.54	-	-	8.55	40,264.09
728	Flood Control Water Supply	561,165.16	-	-	167.29	561,332.45
GAS	FBC Fuel Account (Susser)	4.33	393,253.36	393,257.69	2.69	2.69
734	2009 Justice Center Const.Bnds	357,597.85	-	7,665.65	105.57	350,037.77
332	Fire Marshal St. Ass't. Forfeiture	649.05	-	-	0.19	649.24
736	Mobiliby Proj.Const.Bnds 2009	-	-	-	-	-
JPEF	JP #4 E-Filing	42.02	67.00	71.02	0.01	38.01
DACC	D A Credit Card Processing	3,522.24	10,221.89	12,509.78	1.65	1,236.00
PTCC	Public Transportation Credit Cards	254.55	1,408.26	0.11	0.36	1,663.06
CSCC	CSCD Credit Card	32,043.08	42,938.35	39,908.58	7.58	35,080.43

Prosperity Bank  
Money Market Accounts

LBCC	Library Credit Card	5,611.14	8,948.73	10,103.93	0.93	4,456.87
815	Grand Pkwy Toll Road Ops	-	-	-	-	-
145	Emergency Svc Dist 100	1,569,511.49	-	-	467.88	1,569,979.37
SOCC	Sheriffs Inmate Credit Card	49,887.85	46,605.00	44,417.38	15.82	52,091.29
130	Assistant Dist Number 1	2,333,398.04	189,720.76	-	732.09	2,523,850.89
	Assistant Dist Number 2	328,185.84	14,091.93	-	100.55	342,378.32
	Assistant Dist Number 4	65,836.42	5,971.91	-	20.77	71,829.10
	Assistant Dist Number 5	32,473.66	3,824.56	-	10.42	36,308.64
800S	Sr. Lien Toll Rd Rev Bonds 2012	19,097,983.24	-	3,811,483.01	5,222.58	15,291,722.81
805	Grand Pkwy Toll RD Rev Bond	73,044,338.94	-	9,425,955.41	14,430.57	63,632,814.10
738	Mobility Projects Bond 2012	32,476,315.35	-	1,564,629.00	9,373.70	30,921,060.05
206	Industrial Development Corp	266,666.75	-	-	79.50	266,746.25
	<b>Total</b>	<b>316,016,432.74</b>	<b>38,911,327.16</b>	<b>72,359,644.16</b>	<b>100,720.87</b>	<b>282,668,836.61</b>