

Investment Report

Ft. Bend County

03/01/20 - 03/31/20

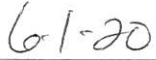
This report summarizes the investment position of Ft. Bend County for the period 03/01/20 to 03/31/20.

	02/29/20	03/31/20
Book Value	445,860,556.44	432,857,891.89
Market Value	445,860,556.44	432,857,891.89
Par Value	445,860,556.44	432,857,891.89
Change in Market Value		0.00
Weighted Average Maturity (in Days)	0	0
Weighted Average Yield-to-Maturity of Portfolio	1.8492%	1.8072%
Yield-to-Maturity of 90 Day T-Bill	1.2730%	0.0680%
Accrued Interest		0.00


This report is presented in accordance with the Texas Government Code Title 10 Section 2256.023. The below signed hereby certify that, to the best of their knowledge on the date this report was created, Ft. Bend County is in compliance with the provisions of Government Code 2256 and with the stated policies and strategies of Ft. Bend County.




 Director of Finance & Investments



 Date



 County Treasurer




 Date

Investment Report

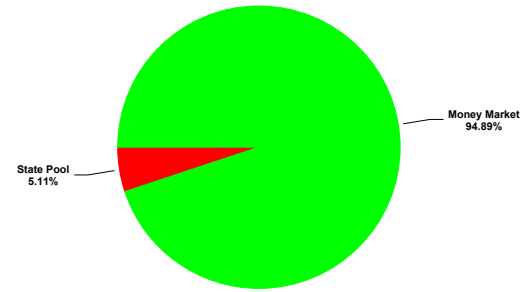
Ft. Bend County

03/01/20 - 03/31/20


Portfolio Composition - 02/29/20



Portfolio Composition - 03/31/20




Maturity Aging - 02/29/20 vs 03/31/20



■ Previous Period ■ Current Period

Portfolio Performance - 03/01/20 to 03/31/20



— Portfolio — 90 Day T-Bill

GASB 31 Compliance Ft. Bend County

Effective Interest - Actual Life
Receipts in Period
03/01/20 - 03/31/20

CUSIP	Invest Number	Security Description	Purchase Date	Sale Date	Valuation Method	Yield Earned	Price Source 03/01/20	Beginning Unit Price	Par Value On 03/01/20	Reported Value 03/01/20	Purchase Cost	Sales Proceeds	Ending Unit Price	Par Value On 03/31/20	Price Source 03/31/20	Reported Value 03/31/20	Change in Fair Value	Interest	Net Investment Income
Prosperity-Money Market Accts.	AR-0009	Money Market	11/30/03	Open	Fair Value	1.7798	Manual	1.000000	423,777,731.44	423,777,731.44	0.00	13,029,934.28	1.000000	410,747,797.16	Manual	410,747,797.16	0.00	638,174.58	638,174.58
MB02-MBIA General	AR-0015	State Pool	11/01/08	Open	Fair Value	1.4676	Manual	1.000000	899,000.61	899,000.61	0.00	-1,117.56	1.000000	900,118.17	Manual	900,118.17	0.00	1,117.56	1,117.56
MB03-MBIA Road & Bridge	AR-0016	State Pool	11/01/08	Open	Fair Value	1.4680	Manual	1.000000	53,642.45	53,642.45	0.00	-66.70	1.000000	53,709.15	Manual	53,709.15	0.00	66.70	66.70
MB04-MBIA Drainage	AR-0017	State Pool	11/01/08	Open	Fair Value	1.4676	Manual	1.000000	769,548.13	769,548.13	0.00	-956.64	1.000000	770,504.77	Manual	770,504.77	0.00	956.64	956.64
MB06-MBIA Toll Rd. Operations	AR-0019	State Pool	11/01/08	Open	Fair Value	1.4676	Manual	1.000000	8,820,900.50	8,820,900.50	0.00	-10,965.33	1.000000	8,831,865.83	Manual	8,831,865.83	0.00	10,965.33	10,965.33
TT00-TX TERM General	AR-0022	State Pool	11/01/08	Open	Fair Value	1.2045	Manual	1.000000	1,068.40	1,068.40	0.00	-1.09	1.000000	1,069.49	Manual	1,069.49	0.00	1.09	1.09
TT02-TX TERM Toll Rd. Operation	AR-0024	State Pool	11/01/08	Open	Fair Value	1.2058	Manual	1.000000	1,067.20	1,067.20	0.00	-1.09	1.000000	1,068.29	Manual	1,068.29	0.00	1.09	1.09
TT04-TX TERM Road & Bridge	AR-0026	State Pool	11/01/08	Open	Fair Value	1.2080	Manual	1.000000	1,065.25	1,065.25	0.00	-1.09	1.000000	1,066.34	Manual	1,066.34	0.00	1.09	1.09
TT05-TX TERM Drainage	AR-0027	State Pool	11/01/08	Open	Fair Value	1.2027	Manual	1.000000	353.40	353.40	0.00	-0.36	1.000000	353.76	Manual	353.76	0.00	0.36	0.36
LOG1-Logic- General	AR-0028	State Pool	11/10/08	Open	Fair Value	1.4298	Manual	1.000000	5,647,609.90	5,647,609.90	0.00	-6,839.84	1.000000	5,654,449.74	Manual	5,654,449.74	0.00	6,839.84	6,839.84
LOG2-Logic-Toll Rd. Operations	AR-0029	State Pool	11/10/08	Open	Fair Value	1.4487	Manual	1.000000	1,083.89	1,083.89	0.00	-1.33	1.000000	1,085.22	Manual	1,085.22	0.00	1.33	1.33
LOG5-Logic-Drainage	AR-0032	State Pool	11/10/08	Open	Fair Value	1.4360	Manual	1.000000	1,077.02	1,077.02	0.00	-1.31	1.000000	1,078.33	Manual	1,078.33	0.00	1.31	1.31
LOG8-Logic-Road & Bridge	AR-0035	State Pool	11/10/08	Open	Fair Value	1.4354	Manual	1.000000	1,077.47	1,077.47	0.00	-1.31	1.000000	1,078.78	Manual	1,078.78	0.00	1.31	1.31
MB12-MBIA ESD 100 AGREEMENT	AR-0041	State Pool	08/31/16	Open	Fair Value	1.4676	Manual	1.000000	982,000.94	982,000.94	0.00	-1,220.72	1.000000	983,221.66	Manual	983,221.66	0.00	1,220.72	1,220.72
MB13-MBIA ASSISTANCE DIST #1	AR-0042	State Pool	08/31/16	Open	Fair Value	1.4675	Manual	1.000000	90,752.91	90,752.91	0.00	-112.81	1.000000	90,865.72	Manual	90,865.72	0.00	112.81	112.81
MB14-MBIA GR PARKWAY OPERATIONS	AR-0043	State Pool	08/31/16	Open	Fair Value	1.4676	Manual	1.000000	4,812,576.93	4,812,576.93	0.00	-5,982.55	1.000000	4,818,559.48	Manual	4,818,559.48	0.00	5,982.55	5,982.55
Investment Total						<u>1.7638</u>		<u>1.000000</u>	<u>445,860,556.44</u>	<u>445,860,556.44</u>	<u>0.00</u>	<u>13,002,664.55</u>	<u>1.000000</u>	<u>432,857,891.89</u>		<u>432,857,891.89</u>	<u>0.00</u>	<u>665,444.31</u>	<u>665,444.31</u>

Portfolio Position
Ft. Bend County
 Effective Interest - Actual Life
 Receipts in Period
 03/01/20 - 03/31/20

CUSIP	Invest Number	Security Description	Purchase Date	Call Date	Par Value On 03/01/20	Par Value On 03/31/20	Market Val On 03/01/20	Market Val On 03/31/20	Purchase Cost	Sales Proceeds	Original Princ/Cost	Amor Value On 03/01/20	Amor Value On 03/31/20
130 - Assistance Dist #1													
State Pool													
MB13-MBIA ASSISTANCE DIST #1	AR-0042	State Pool	08/31/16	Open	<u>90,752.91</u>	<u>90,865.72</u>	<u>90,752.91</u>	<u>90,865.72</u>	<u>0.00</u>	<u>0.00</u>	<u>10,000,000.00</u>	<u>90,752.91</u>	<u>90,865.72</u>
State Pool Total					<u>90,752.91</u>	<u>90,865.72</u>	<u>90,752.91</u>	<u>90,865.72</u>	<u>0.00</u>	<u>0.00</u>	<u>10,000,000.00</u>	<u>90,752.91</u>	<u>90,865.72</u>
130 - Assistance Dist #1 Total					<u>90,752.91</u>	<u>90,865.72</u>	<u>90,752.91</u>	<u>90,865.72</u>	<u>0.00</u>	<u>0.00</u>	<u>10,000,000.00</u>	<u>90,752.91</u>	<u>90,865.72</u>
145 - ESD 100 Agreement													
State Pool													
MB12-MBIA ESD 100 AGREEMENT	AR-0041	State Pool	08/31/16	Open	<u>982,000.94</u>	<u>983,221.66</u>	<u>982,000.94</u>	<u>983,221.66</u>	<u>0.00</u>	<u>0.00</u>	<u>3,900,000.00</u>	<u>982,000.94</u>	<u>983,221.66</u>
State Pool Total					<u>982,000.94</u>	<u>983,221.66</u>	<u>982,000.94</u>	<u>983,221.66</u>	<u>0.00</u>	<u>0.00</u>	<u>3,900,000.00</u>	<u>982,000.94</u>	<u>983,221.66</u>
145 - ESD 100 Agreement Total					<u>982,000.94</u>	<u>983,221.66</u>	<u>982,000.94</u>	<u>983,221.66</u>	<u>0.00</u>	<u>0.00</u>	<u>3,900,000.00</u>	<u>982,000.94</u>	<u>983,221.66</u>
810 - FBC Toll Road Operations													
State Pool													
TT02-TX TERM Toll Rd. Operation	AR-0024	State Pool	11/01/08	Open	<u>0.00</u>	<u>0.00</u>	<u>0.00</u>	<u>0.00</u>	<u>0.00</u>	<u>0.00</u>	<u>0.00</u>	<u>0.00</u>	<u>0.00</u>
State Pool Total					<u>0.00</u>	<u>0.00</u>	<u>0.00</u>	<u>0.00</u>	<u>0.00</u>	<u>0.00</u>	<u>0.00</u>	<u>0.00</u>	<u>0.00</u>
810 - FBC Toll Road Operations Total					<u>0.00</u>	<u>0.00</u>	<u>0.00</u>	<u>0.00</u>	<u>0.00</u>	<u>0.00</u>	<u>0.00</u>	<u>0.00</u>	<u>0.00</u>
815 - Grand Parkway Operations													
State Pool													
MB14-MBIA GR PARKWAY OPERATIONS	AR-0043	State Pool	08/31/16	Open	<u>4,812,576.93</u>	<u>4,818,559.48</u>	<u>4,812,576.93</u>	<u>4,818,559.48</u>	<u>0.00</u>	<u>0.00</u>	<u>8,500,000.00</u>	<u>4,812,576.93</u>	<u>4,818,559.48</u>
State Pool Total					<u>4,812,576.93</u>	<u>4,818,559.48</u>	<u>4,812,576.93</u>	<u>4,818,559.48</u>	<u>0.00</u>	<u>0.00</u>	<u>8,500,000.00</u>	<u>4,812,576.93</u>	<u>4,818,559.48</u>
815 - Grand Parkway Operations Total					<u>4,812,576.93</u>	<u>4,818,559.48</u>	<u>4,812,576.93</u>	<u>4,818,559.48</u>	<u>0.00</u>	<u>0.00</u>	<u>8,500,000.00</u>	<u>4,812,576.93</u>	<u>4,818,559.48</u>
LOG5 - LOGIC DRAINAGE													
State Pool													
LOG5-Logic-Drainage	AR-0032	State Pool	11/10/08	Open	<u>1,077.02</u>	<u>1,078.33</u>	<u>1,077.02</u>	<u>1,078.33</u>	<u>0.00</u>	<u>0.00</u>	<u>500,000.00</u>	<u>1,077.02</u>	<u>1,078.33</u>
State Pool Total					<u>1,077.02</u>	<u>1,078.33</u>	<u>1,077.02</u>	<u>1,078.33</u>	<u>0.00</u>	<u>0.00</u>	<u>500,000.00</u>	<u>1,077.02</u>	<u>1,078.33</u>
LOG5 - LOGIC DRAINAGE Total					<u>1,077.02</u>	<u>1,078.33</u>	<u>1,077.02</u>	<u>1,078.33</u>	<u>0.00</u>	<u>0.00</u>	<u>500,000.00</u>	<u>1,077.02</u>	<u>1,078.33</u>
LOG1 - LOGIC GENERAL													
State Pool													
LOG1-Logic- General	AR-0028	State Pool	11/10/08	Open	<u>5,647,609.90</u>	<u>5,654,449.74</u>	<u>5,647,609.90</u>	<u>5,654,449.74</u>	<u>0.00</u>	<u>0.00</u>	<u>10,000,000.00</u>	<u>5,647,609.90</u>	<u>5,654,449.74</u>
State Pool Total					<u>5,647,609.90</u>	<u>5,654,449.74</u>	<u>5,647,609.90</u>	<u>5,654,449.74</u>	<u>0.00</u>	<u>0.00</u>	<u>10,000,000.00</u>	<u>5,647,609.90</u>	<u>5,654,449.74</u>
LOG1 - LOGIC GENERAL Total					<u>5,647,609.90</u>	<u>5,654,449.74</u>	<u>5,647,609.90</u>	<u>5,654,449.74</u>	<u>0.00</u>	<u>0.00</u>	<u>10,000,000.00</u>	<u>5,647,609.90</u>	<u>5,654,449.74</u>
LOG8 - LOGIC ROAD & BRIDGE													
State Pool													
LOG8-Logic-Road & Bridge	AR-0035	State Pool	11/10/08	Open	<u>1,077.47</u>	<u>1,078.78</u>	<u>1,077.47</u>	<u>1,078.78</u>	<u>0.00</u>	<u>0.00</u>	<u>1,000,000.00</u>	<u>1,077.47</u>	<u>1,078.78</u>
State Pool Total					<u>1,077.47</u>	<u>1,078.78</u>	<u>1,077.47</u>	<u>1,078.78</u>	<u>0.00</u>	<u>0.00</u>	<u>1,000,000.00</u>	<u>1,077.47</u>	<u>1,078.78</u>
LOG8 - LOGIC ROAD & BRIDGE Total					<u>1,077.47</u>	<u>1,078.78</u>	<u>1,077.47</u>	<u>1,078.78</u>	<u>0.00</u>	<u>0.00</u>	<u>1,000,000.00</u>	<u>1,077.47</u>	<u>1,078.78</u>
LOG2 - LOGIC TOLL OPERATIONS													
State Pool													
LOG2-Logic-Toll Rd.Operations	AR-0029	State Pool	11/10/08	Open	<u>1,083.89</u>	<u>1,085.22</u>	<u>1,083.89</u>	<u>1,085.22</u>	<u>0.00</u>	<u>0.00</u>	<u>2,000,000.00</u>	<u>1,083.89</u>	<u>1,085.22</u>
State Pool Total					<u>1,083.89</u>	<u>1,085.22</u>	<u>1,083.89</u>	<u>1,085.22</u>	<u>0.00</u>	<u>0.00</u>	<u>2,000,000.00</u>	<u>1,083.89</u>	<u>1,085.22</u>
LOG2 - LOGIC TOLL OPERATIONS Total					<u>1,083.89</u>	<u>1,085.22</u>	<u>1,083.89</u>	<u>1,085.22</u>	<u>0.00</u>	<u>0.00</u>	<u>2,000,000.00</u>	<u>1,083.89</u>	<u>1,085.22</u>
MB04 - MBIA DRAINAGE													
State Pool													
MB04-MBIA Drainage	AR-0017	State Pool	11/01/08	Open	<u>769,548.13</u>	<u>770,504.77</u>	<u>769,548.13</u>	<u>770,504.77</u>	<u>0.00</u>	<u>0.00</u>	<u>1,267,218.21</u>	<u>769,548.13</u>	<u>770,504.77</u>
State Pool Total					<u>769,548.13</u>	<u>770,504.77</u>	<u>769,548.13</u>	<u>770,504.77</u>	<u>0.00</u>	<u>0.00</u>	<u>1,267,218.21</u>	<u>769,548.13</u>	<u>770,504.77</u>
MB04 - MBIA DRAINAGE Total					<u>769,548.13</u>	<u>770,504.77</u>	<u>769,548.13</u>	<u>770,504.77</u>	<u>0.00</u>	<u>0.00</u>	<u>1,267,218.21</u>	<u>769,548.13</u>	<u>770,504.77</u>
MB02 - MBIA GENERAL													

Portfolio Position

Ft. Bend County

Effective Interest - Actual Life
Receipts in Period
03/01/20 - 03/31/20

5

CUSIP	Invest Number	Security Description	Purchase Date	Call Date	Par Value On 03/01/20	Par Value On 03/31/20	Market Val On 03/01/20	Market Val On 03/31/20	Purchase Cost	Sales Proceeds	Original Princ/Cost	Amor Value On 03/01/20	Amor Value On 03/31/20
State Pool													
MB02-MBIA General	AR-0015	State Pool	11/01/08	Open	<u>899,000.61</u>	<u>900,118.17</u>	<u>899,000.61</u>	<u>900,118.17</u>	<u>0.00</u>	<u>0.00</u>	<u>17,374,917.83</u>	<u>899,000.61</u>	<u>900,118.17</u>
State Pool Total					<u>899,000.61</u>	<u>900,118.17</u>	<u>899,000.61</u>	<u>900,118.17</u>	<u>0.00</u>	<u>0.00</u>	<u>17,374,917.83</u>	<u>899,000.61</u>	<u>900,118.17</u>
MB02 - MBIA GENERAL Total					<u>899,000.61</u>	<u>900,118.17</u>	<u>899,000.61</u>	<u>900,118.17</u>	<u>0.00</u>	<u>0.00</u>	<u>17,374,917.83</u>	<u>899,000.61</u>	<u>900,118.17</u>
MB03 - MBIA ROAD & BRIDGE													
State Pool													
MB03-MBIA Road & Bridge	AR-0016	State Pool	11/01/08	Open	<u>53,642.45</u>	<u>53,709.15</u>	<u>53,642.45</u>	<u>53,709.15</u>	<u>0.00</u>	<u>0.00</u>	<u>2,856,438.24</u>	<u>53,642.45</u>	<u>53,709.15</u>
State Pool Total					<u>53,642.45</u>	<u>53,709.15</u>	<u>53,642.45</u>	<u>53,709.15</u>	<u>0.00</u>	<u>0.00</u>	<u>2,856,438.24</u>	<u>53,642.45</u>	<u>53,709.15</u>
MB03 - MBIA ROAD & BRIDGE Total					<u>53,642.45</u>	<u>53,709.15</u>	<u>53,642.45</u>	<u>53,709.15</u>	<u>0.00</u>	<u>0.00</u>	<u>2,856,438.24</u>	<u>53,642.45</u>	<u>53,709.15</u>
MB06 - MBIA TOLL RD OPERATIONS													
State Pool													
MB06-MBIA Toll Rd. Operations	AR-0019	State Pool	11/01/08	Open	<u>8,820,900.50</u>	<u>8,831,865.83</u>	<u>8,820,900.50</u>	<u>8,831,865.83</u>	<u>0.00</u>	<u>0.00</u>	<u>3,143,377.27</u>	<u>8,820,900.50</u>	<u>8,831,865.83</u>
State Pool Total					<u>8,820,900.50</u>	<u>8,831,865.83</u>	<u>8,820,900.50</u>	<u>8,831,865.83</u>	<u>0.00</u>	<u>0.00</u>	<u>3,143,377.27</u>	<u>8,820,900.50</u>	<u>8,831,865.83</u>
MB06 - MBIA TOLL RD OPERATIONS Total					<u>8,820,900.50</u>	<u>8,831,865.83</u>	<u>8,820,900.50</u>	<u>8,831,865.83</u>	<u>0.00</u>	<u>0.00</u>	<u>3,143,377.27</u>	<u>8,820,900.50</u>	<u>8,831,865.83</u>
PROS - Prosperity Money Mkt. Accts.													
Money Market													
Prosperity-Money Market Accts.	AR-0009	Money Market	11/30/03	Open	<u>423,777,731.44</u>	<u>410,747,797.16</u>	<u>423,777,731.44</u>	<u>410,747,797.16</u>	<u>0.00</u>	<u>0.00</u>	<u>12,505,577.66</u>	<u>423,777,731.44</u>	<u>410,747,797.16</u>
Money Market Total					<u>423,777,731.44</u>	<u>410,747,797.16</u>	<u>423,777,731.44</u>	<u>410,747,797.16</u>	<u>0.00</u>	<u>0.00</u>	<u>12,505,577.66</u>	<u>423,777,731.44</u>	<u>410,747,797.16</u>
PROS - Prosperity Money Mkt. Accts. Total					<u>423,777,731.44</u>	<u>410,747,797.16</u>	<u>423,777,731.44</u>	<u>410,747,797.16</u>	<u>0.00</u>	<u>0.00</u>	<u>12,505,577.66</u>	<u>423,777,731.44</u>	<u>410,747,797.16</u>
TT05 - TEXAS TERM DRAINAGE													
State Pool													
TT05-TX TERM Drainage	AR-0027	State Pool	11/01/08	Open	<u>353.40</u>	<u>353.76</u>	<u>353.40</u>	<u>353.76</u>	<u>0.00</u>	<u>0.00</u>	<u>109,774.61</u>	<u>353.40</u>	<u>353.76</u>
State Pool Total					<u>353.40</u>	<u>353.76</u>	<u>353.40</u>	<u>353.76</u>	<u>0.00</u>	<u>0.00</u>	<u>109,774.61</u>	<u>353.40</u>	<u>353.76</u>
TT05 - TEXAS TERM DRAINAGE Total					<u>353.40</u>	<u>353.76</u>	<u>353.40</u>	<u>353.76</u>	<u>0.00</u>	<u>0.00</u>	<u>109,774.61</u>	<u>353.40</u>	<u>353.76</u>
TT00 - TEXAS TERM GENERAL													
State Pool													
TT00-TX TERM General	AR-0022	State Pool	11/01/08	Open	<u>1,068.40</u>	<u>1,069.49</u>	<u>1,068.40</u>	<u>1,069.49</u>	<u>0.00</u>	<u>0.00</u>	<u>10,006,437.87</u>	<u>1,068.40</u>	<u>1,069.49</u>
State Pool Total					<u>1,068.40</u>	<u>1,069.49</u>	<u>1,068.40</u>	<u>1,069.49</u>	<u>0.00</u>	<u>0.00</u>	<u>10,006,437.87</u>	<u>1,068.40</u>	<u>1,069.49</u>
TT00 - TEXAS TERM GENERAL Total					<u>1,068.40</u>	<u>1,069.49</u>	<u>1,068.40</u>	<u>1,069.49</u>	<u>0.00</u>	<u>0.00</u>	<u>10,006,437.87</u>	<u>1,068.40</u>	<u>1,069.49</u>
TT04 - TEXAS TERM ROAD & BRIDGE													
State Pool													
TT04-TX TERM Road & Bridge	AR-0026	State Pool	11/01/08	Open	<u>1,065.25</u>	<u>1,066.34</u>	<u>1,065.25</u>	<u>1,066.34</u>	<u>0.00</u>	<u>0.00</u>	<u>10,463.28</u>	<u>1,065.25</u>	<u>1,066.34</u>
State Pool Total					<u>1,065.25</u>	<u>1,066.34</u>	<u>1,065.25</u>	<u>1,066.34</u>	<u>0.00</u>	<u>0.00</u>	<u>10,463.28</u>	<u>1,065.25</u>	<u>1,066.34</u>
TT04 - TEXAS TERM ROAD & BRIDGE Total					<u>1,065.25</u>	<u>1,066.34</u>	<u>1,065.25</u>	<u>1,066.34</u>	<u>0.00</u>	<u>0.00</u>	<u>10,463.28</u>	<u>1,065.25</u>	<u>1,066.34</u>
TT02 - TEXAS TERM TOLL OPERATIONS													
State Pool													
TT02-TX TERM Toll Rd. Operation	AR-0024	State Pool	11/01/08	Open	<u>1,067.20</u>	<u>1,068.29</u>	<u>1,067.20</u>	<u>1,068.29</u>	<u>0.00</u>	<u>0.00</u>	<u>0.00</u>	<u>1,067.20</u>	<u>1,068.29</u>
State Pool Total					<u>1,067.20</u>	<u>1,068.29</u>	<u>1,067.20</u>	<u>1,068.29</u>	<u>0.00</u>	<u>0.00</u>	<u>0.00</u>	<u>1,067.20</u>	<u>1,068.29</u>
TT02 - TEXAS TERM TOLL OPERATIONS Total					<u>1,067.20</u>	<u>1,068.29</u>	<u>1,067.20</u>	<u>1,068.29</u>	<u>0.00</u>	<u>0.00</u>	<u>0.00</u>	<u>1,067.20</u>	<u>1,068.29</u>
09 - Temporary Holding													
Money Market													
Prosperity-Money Market Accts.	AR-0009	Money Market	11/30/03	Open	<u>0.00</u>	<u>0.00</u>	<u>0.00</u>	<u>0.00</u>	<u>0.00</u>	<u>0.00</u>	<u>0.00</u>	<u>0.00</u>	<u>0.00</u>
Money Market Total					<u>0.00</u>	<u>0.00</u>	<u>0.00</u>	<u>0.00</u>	<u>0.00</u>	<u>0.00</u>	<u>0.00</u>	<u>0.00</u>	<u>0.00</u>
09 - Temporary Holding Total					<u>0.00</u>	<u>0.00</u>	<u>0.00</u>	<u>0.00</u>	<u>0.00</u>	<u>0.00</u>	<u>0.00</u>	<u>0.00</u>	<u>0.00</u>
Combined Port													
Money Market													

Portfolio Position
Ft. Bend County
Effective Interest - Actual Life
Receipts in Period
03/01/20 - 03/31/20

CUSIP	Invest Number	Security Description	Purchase Date	Call Date	Par Value On 03/01/20	Par Value On 03/31/20	Market Val On 03/01/20	Market Val On 03/31/20	Purchase Cost	Sales Proceeds	Original Princ/Cost	Amor Value On 03/01/20	Amor Value On 03/31/20
Prosperity-Money Market Accts.	AR-0009	Money Market	11/30/03	Open	423,777,731.44	410,747,797.16	423,777,731.44	410,747,797.16	0.00	0.00	12,505,577.66	423,777,731.44	410,747,797.16
Money Market Total					423,777,731.44	410,747,797.16	423,777,731.44	410,747,797.16	0.00	0.00	12,505,577.66	423,777,731.44	410,747,797.16
State Pool													
LOG1-Logic- General	AR-0028	State Pool	11/10/08	Open	5,647,609.90	5,654,449.74	5,647,609.90	5,654,449.74	0.00	0.00	10,000,000.00	5,647,609.90	5,654,449.74
LOG2-Logic-Toll Rd.Operations	AR-0029	State Pool	11/10/08	Open	1,083.89	1,085.22	1,083.89	1,085.22	0.00	0.00	2,000,000.00	1,083.89	1,085.22
LOG5-Logic-Drainage	AR-0032	State Pool	11/10/08	Open	1,077.02	1,078.33	1,077.02	1,078.33	0.00	0.00	500,000.00	1,077.02	1,078.33
LOG8-Logic-Road & Bridge	AR-0035	State Pool	11/10/08	Open	1,077.47	1,078.78	1,077.47	1,078.78	0.00	0.00	1,000,000.00	1,077.47	1,078.78
MB02-MBIA General	AR-0015	State Pool	11/01/08	Open	899,000.61	900,118.17	899,000.61	900,118.17	0.00	0.00	17,374,917.83	899,000.61	900,118.17
MB03-MBIA Road & Bridge	AR-0016	State Pool	11/01/08	Open	53,642.45	53,709.15	53,642.45	53,709.15	0.00	0.00	2,856,438.24	53,642.45	53,709.15
MB04-MBIA Drainage	AR-0017	State Pool	11/01/08	Open	769,548.13	770,504.77	769,548.13	770,504.77	0.00	0.00	1,267,218.21	769,548.13	770,504.77
MB06-MBIA Toll Rd. Operations	AR-0019	State Pool	11/01/08	Open	8,820,900.50	8,831,865.83	8,820,900.50	8,831,865.83	0.00	0.00	3,143,377.27	8,820,900.50	8,831,865.83
MB12-MBIA ESD 100 AGREEMENT	AR-0041	State Pool	08/31/16	Open	982,000.94	983,221.66	982,000.94	983,221.66	0.00	0.00	3,900,000.00	982,000.94	983,221.66
MB13-MBIA ASSISTANCE DIST #1	AR-0042	State Pool	08/31/16	Open	90,752.91	90,865.72	90,752.91	90,865.72	0.00	0.00	10,000,000.00	90,752.91	90,865.72
MB14-MBIA GR PARKWAY OPERATIONS	AR-0043	State Pool	08/31/16	Open	4,812,576.93	4,818,559.48	4,812,576.93	4,818,559.48	0.00	0.00	8,500,000.00	4,812,576.93	4,818,559.48
TT00-TX TERM General	AR-0022	State Pool	11/01/08	Open	1,068.40	1,069.49	1,068.40	1,069.49	0.00	0.00	10,006,437.87	1,068.40	1,069.49
TT02-TX TERM Toll Rd. Operation	AR-0024	State Pool	11/01/08	Open	1,067.20	1,068.29	1,067.20	1,068.29	0.00	0.00	0.00	1,067.20	1,068.29
TT04-TX TERM Road & Bridge	AR-0026	State Pool	11/01/08	Open	1,065.25	1,066.34	1,065.25	1,066.34	0.00	0.00	10,463.28	1,065.25	1,066.34
TT05-TX TERM Drainage	AR-0027	State Pool	11/01/08	Open	353.40	353.76	353.40	353.76	0.00	0.00	109,774.61	353.40	353.76
State Pool Total					22,082,825.00	22,110,094.73	22,082,825.00	22,110,094.73	0.00	0.00	70,668,627.31	22,082,825.00	22,110,094.73
Combined Port Total					445,860,556.44	432,857,891.89	445,860,556.44	432,857,891.89	0.00	0.00	83,174,204.97	445,860,556.44	432,857,891.89

Earnings and Yields Summary

Ft. Bend County

Effective Interest - Actual Life

Receipts in Period

03/01/20 - 03/31/20

Run Date: 05/04/20

Run Time: 12:30:13

Page 1 of 1

7

Security Description	03/01/20 03/07/20	03/08/20 03/14/20	03/15/20 03/21/20	03/22/20 03/28/20	03/29/20 03/31/20	03/01/20 03/31/20
Combined Port						
Money Market	144,317.33	144,317.34	144,317.34	144,317.34	60,905.23	638,174.58
State Pool	<u>6,192.40</u>	<u>6,192.40</u>	<u>6,192.39</u>	<u>6,192.39</u>	<u>2,500.15</u>	<u>27,269.73</u>
Port Total	<u>150,509.73</u>	<u>150,509.74</u>	<u>150,509.73</u>	<u>150,509.73</u>	<u>63,405.38</u>	<u>665,444.31</u>
Combined Port						
Money Market	1.7806	1.7806	1.7806	1.7806	1.7724	1.7798
State Pool	<u>1.4662</u>	<u>1.4662</u>	<u>1.4662</u>	<u>1.4662</u>	<u>1.3807</u>	<u>1.4579</u>
Port Total	<u>1.7650</u>	<u>1.7650</u>	<u>1.7650</u>	<u>1.7650</u>	<u>1.7528</u>	<u>1.7638</u>

Maturity Aging
Ft. Bend County
 Effective Interest - Actual Life
 Receipts in Period
 03/31/20

CUSIP	Invest Number	Security Description	Purchase Date	Days to Maturity	Yield Matur
Cash / Money Market					
	AR-0028	State Pool	11/10/08	0	1.4261
	AR-0029	State Pool	11/10/08	0	1.4261
	AR-0032	State Pool	11/10/08	0	1.4261
	AR-0035	State Pool	11/10/08	0	1.4261
	AR-0015	State Pool	11/01/08	0	1.4700
	AR-0016	State Pool	11/01/08	0	1.4700
	AR-0017	State Pool	11/01/08	0	1.4700
	AR-0019	State Pool	11/01/08	0	1.4700
	AR-0041	State Pool	08/31/16	0	1.4700
	AR-0042	State Pool	08/31/16	0	1.4700
	AR-0043	State Pool	08/31/16	0	1.4700
	AR-0009	Money Market	11/30/03	0	1.8260
	AR-0022	State Pool	11/01/08	0	1.2000
	AR-0024	State Pool	11/01/08	0	1.2000
	AR-0026	State Pool	11/01/08	0	1.2000
	AR-0027	State Pool	11/01/08	0	1.2000
Cash / Money Market Total				<u>0</u>	<u>1.8072</u>
Investment Total				<u>0</u>	<u>1.8072</u>

Activity Statement

Ft. Bend County

Effective Interest - Actual Life
Receipts in Period
03/01/20 - 03/31/20

Purchase Date	Sale Date	CUSIP	Invest Number	Security Description	Amor Value On 03/01/20	Changes In Principal	Purchase Cost	Sales Proceeds	Purchased Interest	Int/Div Rec In the Perd	Amor Value On 03/31/20	
Money Market												
11/30/03	Open	Prosperity-Money Market Accts.		AR-0009	Money Market	<u>423,777,731.44</u>	<u>-13,029,934.28</u>	<u>0.00</u>	<u>0.00</u>	<u>0.00</u>	<u>638,174.58</u>	<u>410,747,797.16</u>
Money Market Total						<u>423,777,731.44</u>	<u>-13,029,934.28</u>	<u>0.00</u>	<u>0.00</u>	<u>0.00</u>	<u>638,174.58</u>	<u>410,747,797.16</u>
State Pool												
11/01/08	Open	MB02-MBIA General		AR-0015	State Pool	899,000.61	1,117.56	0.00	0.00	0.00	1,117.56	900,118.17
11/01/08	Open	MB03-MBIA Road & Bridge		AR-0016	State Pool	53,642.45	66.70	0.00	0.00	0.00	66.70	53,709.15
11/01/08	Open	MB04-MBIA Drainage		AR-0017	State Pool	769,548.13	956.64	0.00	0.00	0.00	956.64	770,504.77
11/01/08	Open	MB06-MBIA Toll Rd. Operations		AR-0019	State Pool	8,820,900.50	10,965.33	0.00	0.00	0.00	10,965.33	8,831,865.83
11/01/08	Open	TT00-TX TERM General		AR-0022	State Pool	1,068.40	1.09	0.00	0.00	0.00	1.09	1,069.49
11/01/08	Open	TT02-TX TERM Toll Rd. Operation		AR-0024	State Pool	1,067.20	1.09	0.00	0.00	0.00	1.09	1,068.29
11/01/08	Open	TT04-TX TERM Road & Bridge		AR-0026	State Pool	1,065.25	1.09	0.00	0.00	0.00	1.09	1,066.34
11/01/08	Open	TT05-TX TERM Drainage		AR-0027	State Pool	353.40	0.36	0.00	0.00	0.00	0.36	353.76
11/10/08	Open	LOG1-Logic- General		AR-0028	State Pool	5,647,609.90	6,839.84	0.00	0.00	0.00	6,839.84	5,654,449.74
11/10/08	Open	LOG2-Logic-Toll Rd.Operations		AR-0029	State Pool	1,083.89	1.33	0.00	0.00	0.00	1.33	1,085.22
11/10/08	Open	LOG5-Logic-Drainage		AR-0032	State Pool	1,077.02	1.31	0.00	0.00	0.00	1.31	1,078.33
11/10/08	Open	LOG8-Logic-Road & Bridge		AR-0035	State Pool	1,077.47	1.31	0.00	0.00	0.00	1.31	1,078.78
08/31/16	Open	MB12-MBIA ESD 100 AGREEMENT		AR-0041	State Pool	982,000.94	1,220.72	0.00	0.00	0.00	1,220.72	983,221.66
08/31/16	Open	MB13-MBIA ASSISTANCE DIST #1		AR-0042	State Pool	90,752.91	112.81	0.00	0.00	0.00	112.81	90,865.72
08/31/16	Open	MB14-MBIA GR PARKWAY OPERATIONS		AR-0043	State Pool	<u>4,812,576.93</u>	<u>5,982.55</u>	<u>0.00</u>	<u>0.00</u>	<u>0.00</u>	<u>5,982.55</u>	<u>4,818,559.48</u>
State Pool Total						<u>22,082,825.00</u>	<u>27,269.73</u>	<u>0.00</u>	<u>0.00</u>	<u>0.00</u>	<u>27,269.73</u>	<u>22,110,094.73</u>
Investment Total						<u>445,860,556.44</u>	<u>-13,002,664.55</u>	<u>0.00</u>	<u>0.00</u>	<u>0.00</u>	<u>665,444.31</u>	<u>432,857,891.89</u>

Interest Accrual
Ft. Bend County
Effective Interest - Actual Life
Receipts in Period
03/01/20 - 03/31/20

10

CUSIP	Invest Number	Security Description	Purchase Date	Sale Date	Yield Earned	Ending Par Val/Shares	Ending Val/Cost	Purchased Interest	Int/Div Rec In the Perd	Int/Div Accrued In the Perd	PTD Purch Received	Int/Div Rec Purch/Date	Int/Div Accrued Purch/Date
09 - Temporary Holding													
Money Market													
Prosperity-Money Market Accts.	AR-0009	Money Market	11/30/03	Open	<u>0.0000</u>	<u>0.00</u>	<u>0.00</u>	<u>0.00</u>	<u>0.00</u>	<u>0.00</u>	<u>0.00</u>	<u>0.00</u>	<u>0.00</u>
Money Market Total					<u>0.0000</u>	<u>0.00</u>	<u>0.00</u>	<u>0.00</u>	<u>0.00</u>	<u>0.00</u>	<u>0.00</u>	<u>0.00</u>	<u>0.00</u>
09 - Temporary Holding Total					<u>0.0000</u>	<u>0.00</u>	<u>0.00</u>	<u>0.00</u>	<u>0.00</u>	<u>0.00</u>	<u>0.00</u>	<u>0.00</u>	<u>0.00</u>
130 - Assistance Dist #1													
State Pool													
MB13-MBIA ASSISTANCE DIST #1	AR-0042	State Pool	08/31/16	Open	<u>1.4675</u>	<u>90,865.72</u>	<u>90,865.72</u>	<u>0.00</u>	<u>112.81</u>	<u>0.00</u>	<u>0.00</u>	<u>90,865.72</u>	<u>0.00</u>
State Pool Total					<u>1.4675</u>	<u>90,865.72</u>	<u>90,865.72</u>	<u>0.00</u>	<u>112.81</u>	<u>0.00</u>	<u>0.00</u>	<u>90,865.72</u>	<u>0.00</u>
130 - Assistance Dist #1 Total					<u>1.4675</u>	<u>90,865.72</u>	<u>90,865.72</u>	<u>0.00</u>	<u>112.81</u>	<u>0.00</u>	<u>0.00</u>	<u>90,865.72</u>	<u>0.00</u>
145 - ESD 100 Agreement													
State Pool													
MB12-MBIA ESD 100 AGREEMENT	AR-0041	State Pool	08/31/16	Open	<u>1.4676</u>	<u>983,221.66</u>	<u>983,221.66</u>	<u>0.00</u>	<u>1,220.72</u>	<u>0.00</u>	<u>0.00</u>	<u>81,662.90</u>	<u>0.00</u>
State Pool Total					<u>1.4676</u>	<u>983,221.66</u>	<u>983,221.66</u>	<u>0.00</u>	<u>1,220.72</u>	<u>0.00</u>	<u>0.00</u>	<u>81,662.90</u>	<u>0.00</u>
145 - ESD 100 Agreement Total					<u>1.4676</u>	<u>983,221.66</u>	<u>983,221.66</u>	<u>0.00</u>	<u>1,220.72</u>	<u>0.00</u>	<u>0.00</u>	<u>81,662.90</u>	<u>0.00</u>
810 - FBC Toll Road Operations													
State Pool													
TT02-TX TERM Toll Rd. Operation	AR-0024	State Pool	11/01/08	Open	<u>0.0000</u>	<u>0.00</u>	<u>0.00</u>	<u>0.00</u>	<u>0.00</u>	<u>0.00</u>	<u>0.00</u>	<u>0.00</u>	<u>0.00</u>
State Pool Total					<u>0.0000</u>	<u>0.00</u>	<u>0.00</u>	<u>0.00</u>	<u>0.00</u>	<u>0.00</u>	<u>0.00</u>	<u>0.00</u>	<u>0.00</u>
810 - FBC Toll Road Operations Total					<u>0.0000</u>	<u>0.00</u>	<u>0.00</u>	<u>0.00</u>	<u>0.00</u>	<u>0.00</u>	<u>0.00</u>	<u>0.00</u>	<u>0.00</u>
815 - Grand Parkway Operations													
State Pool													
MB14-MBIA GR PARKWAY OPERATIONS	AR-0043	State Pool	08/31/16	Open	<u>1.4676</u>	<u>4,818,559.48</u>	<u>4,818,559.48</u>	<u>0.00</u>	<u>5,982.55</u>	<u>0.00</u>	<u>0.00</u>	<u>318,554.00</u>	<u>0.00</u>
State Pool Total					<u>1.4676</u>	<u>4,818,559.48</u>	<u>4,818,559.48</u>	<u>0.00</u>	<u>5,982.55</u>	<u>0.00</u>	<u>0.00</u>	<u>318,554.00</u>	<u>0.00</u>
815 - Grand Parkway Operations Total					<u>1.4676</u>	<u>4,818,559.48</u>	<u>4,818,559.48</u>	<u>0.00</u>	<u>5,982.55</u>	<u>0.00</u>	<u>0.00</u>	<u>318,554.00</u>	<u>0.00</u>
LOG1 - LOGIC GENERAL													
State Pool													
LOG1-Logic- General	AR-0028	State Pool	11/10/08	Open	<u>1.4298</u>	<u>5,654,449.74</u>	<u>5,654,449.74</u>	<u>0.00</u>	<u>6,839.84</u>	<u>0.00</u>	<u>0.00</u>	<u>724,882.72</u>	<u>0.00</u>
State Pool Total					<u>1.4298</u>	<u>5,654,449.74</u>	<u>5,654,449.74</u>	<u>0.00</u>	<u>6,839.84</u>	<u>0.00</u>	<u>0.00</u>	<u>724,882.72</u>	<u>0.00</u>
LOG1 - LOGIC GENERAL Total					<u>1.4298</u>	<u>5,654,449.74</u>	<u>5,654,449.74</u>	<u>0.00</u>	<u>6,839.84</u>	<u>0.00</u>	<u>0.00</u>	<u>724,882.72</u>	<u>0.00</u>
LOG2 - LOGIC TOLL OPERATIONS													
State Pool													
LOG2-Logic-Toll Rd.Operations	AR-0029	State Pool	11/10/08	Open	<u>1.4487</u>	<u>1,085.22</u>	<u>1,085.22</u>	<u>0.00</u>	<u>1.33</u>	<u>0.00</u>	<u>0.00</u>	<u>62,416.30</u>	<u>0.00</u>
State Pool Total					<u>1.4487</u>	<u>1,085.22</u>	<u>1,085.22</u>	<u>0.00</u>	<u>1.33</u>	<u>0.00</u>	<u>0.00</u>	<u>62,416.30</u>	<u>0.00</u>
LOG2 - LOGIC TOLL OPERATIONS Total					<u>1.4487</u>	<u>1,085.22</u>	<u>1,085.22</u>	<u>0.00</u>	<u>1.33</u>	<u>0.00</u>	<u>0.00</u>	<u>62,416.30</u>	<u>0.00</u>
LOG5 - LOGIC DRAINAGE													
State Pool													
LOG5-Logic-Drainage	AR-0032	State Pool	11/10/08	Open	<u>1.4360</u>	<u>1,078.33</u>	<u>1,078.33</u>	<u>0.00</u>	<u>1.31</u>	<u>0.00</u>	<u>0.00</u>	<u>3,322.10</u>	<u>0.00</u>
State Pool Total					<u>1.4360</u>	<u>1,078.33</u>	<u>1,078.33</u>	<u>0.00</u>	<u>1.31</u>	<u>0.00</u>	<u>0.00</u>	<u>3,322.10</u>	<u>0.00</u>
LOG5 - LOGIC DRAINAGE Total					<u>1.4360</u>	<u>1,078.33</u>	<u>1,078.33</u>	<u>0.00</u>	<u>1.31</u>	<u>0.00</u>	<u>0.00</u>	<u>3,322.10</u>	<u>0.00</u>
LOG8 - LOGIC ROAD & BRIDGE													
State Pool													
LOG8-Logic-Road & Bridge	AR-0035	State Pool	11/10/08	Open	<u>1.4354</u>	<u>1,078.78</u>	<u>1,078.78</u>	<u>0.00</u>	<u>1.31</u>	<u>0.00</u>	<u>0.00</u>	<u>6,566.30</u>	<u>0.00</u>
State Pool Total					<u>1.4354</u>	<u>1,078.78</u>	<u>1,078.78</u>	<u>0.00</u>	<u>1.31</u>	<u>0.00</u>	<u>0.00</u>	<u>6,566.30</u>	<u>0.00</u>
LOG8 - LOGIC ROAD & BRIDGE Total					<u>1.4354</u>	<u>1,078.78</u>	<u>1,078.78</u>	<u>0.00</u>	<u>1.31</u>	<u>0.00</u>	<u>0.00</u>	<u>6,566.30</u>	<u>0.00</u>
MB02 - MBIA GENERAL													

Interest Accrual
Ft. Bend County
Effective Interest - Actual Life
Receipts in Period
03/01/20 - 03/31/20

CUSIP	Invest Number	Security Description	Purchase Date	Sale Date	Yield Earned	Ending Par Val/Shares	Ending Amor Val/Cost	Purchased Interest	Int/Div Rec In the Perd	Int/Div Accrued In the Perd	PTD Purch Received	Int/Div Rec Purch/Date	Int/Div Accrued Purch/Date
State Pool													
MB02-MBIA General	AR-0015	State Pool	11/01/08	Open	<u>1.4676</u>	<u>900,118.17</u>	<u>900,118.17</u>	<u>0.00</u>	<u>1,117.56</u>	<u>0.00</u>	<u>0.00</u>	<u>629,468.54</u>	<u>0.00</u>
State Pool Total					<u>1.4676</u>	<u>900,118.17</u>	<u>900,118.17</u>	<u>0.00</u>	<u>1,117.56</u>	<u>0.00</u>	<u>0.00</u>	<u>629,468.54</u>	<u>0.00</u>
MB02 - MBIA GENERAL Total					<u>1.4676</u>	<u>900,118.17</u>	<u>900,118.17</u>	<u>0.00</u>	<u>1,117.56</u>	<u>0.00</u>	<u>0.00</u>	<u>629,468.54</u>	<u>0.00</u>
MB03 - MBIA ROAD & BRIDGE													
State Pool													
MB03-MBIA Road & Bridge	AR-0016	State Pool	11/01/08	Open	<u>1.4680</u>	<u>53,709.15</u>	<u>53,709.15</u>	<u>0.00</u>	<u>66.70</u>	<u>0.00</u>	<u>0.00</u>	<u>94,448.30</u>	<u>0.00</u>
State Pool Total					<u>1.4680</u>	<u>53,709.15</u>	<u>53,709.15</u>	<u>0.00</u>	<u>66.70</u>	<u>0.00</u>	<u>0.00</u>	<u>94,448.30</u>	<u>0.00</u>
MB03 - MBIA ROAD & BRIDGE Total					<u>1.4680</u>	<u>53,709.15</u>	<u>53,709.15</u>	<u>0.00</u>	<u>66.70</u>	<u>0.00</u>	<u>0.00</u>	<u>94,448.30</u>	<u>0.00</u>
MB04 - MBIA DRAINAGE													
State Pool													
MB04-MBIA Drainage	AR-0017	State Pool	11/01/08	Open	<u>1.4676</u>	<u>770,504.77</u>	<u>770,504.77</u>	<u>0.00</u>	<u>956.64</u>	<u>0.00</u>	<u>0.00</u>	<u>127,832.68</u>	<u>0.00</u>
State Pool Total					<u>1.4676</u>	<u>770,504.77</u>	<u>770,504.77</u>	<u>0.00</u>	<u>956.64</u>	<u>0.00</u>	<u>0.00</u>	<u>127,832.68</u>	<u>0.00</u>
MB04 - MBIA DRAINAGE Total					<u>1.4676</u>	<u>770,504.77</u>	<u>770,504.77</u>	<u>0.00</u>	<u>956.64</u>	<u>0.00</u>	<u>0.00</u>	<u>127,832.68</u>	<u>0.00</u>
MB06 - MBIA TOLL RD OPERATIONS													
State Pool													
MB06-MBIA Toll Rd. Operations	AR-0019	State Pool	11/01/08	Open	<u>1.4676</u>	<u>8,831,865.83</u>	<u>8,831,865.83</u>	<u>0.00</u>	<u>10,965.33</u>	<u>0.00</u>	<u>0.00</u>	<u>547,802.63</u>	<u>0.00</u>
State Pool Total					<u>1.4676</u>	<u>8,831,865.83</u>	<u>8,831,865.83</u>	<u>0.00</u>	<u>10,965.33</u>	<u>0.00</u>	<u>0.00</u>	<u>547,802.63</u>	<u>0.00</u>
MB06 - MBIA TOLL RD OPERATIONS Total					<u>1.4676</u>	<u>8,831,865.83</u>	<u>8,831,865.83</u>	<u>0.00</u>	<u>10,965.33</u>	<u>0.00</u>	<u>0.00</u>	<u>547,802.63</u>	<u>0.00</u>
PROS - Prosperity Money Mkt. Accts.													
Money Market													
Prosperity-Money Market Accts.	AR-0009	Money Market	11/30/03	Open	<u>1.7798</u>	<u>410,747,797.16</u>	<u>410,747,797.16</u>	<u>0.00</u>	<u>638,174.58</u>	<u>0.00</u>	<u>0.00</u>	<u>45,230,225.73</u>	<u>0.00</u>
Money Market Total					<u>1.7798</u>	<u>410,747,797.16</u>	<u>410,747,797.16</u>	<u>0.00</u>	<u>638,174.58</u>	<u>0.00</u>	<u>0.00</u>	<u>45,230,225.73</u>	<u>0.00</u>
PROS - Prosperity Money Mkt. Accts. Total					<u>1.7798</u>	<u>410,747,797.16</u>	<u>410,747,797.16</u>	<u>0.00</u>	<u>638,174.58</u>	<u>0.00</u>	<u>0.00</u>	<u>45,230,225.73</u>	<u>0.00</u>
TT00 - TEXAS TERM GENERAL													
State Pool													
TT00-TX TERM General	AR-0022	State Pool	11/01/08	Open	<u>1.2045</u>	<u>1,069.49</u>	<u>1,069.49</u>	<u>0.00</u>	<u>1.09</u>	<u>0.00</u>	<u>0.00</u>	<u>21,454.26</u>	<u>0.00</u>
State Pool Total					<u>1.2045</u>	<u>1,069.49</u>	<u>1,069.49</u>	<u>0.00</u>	<u>1.09</u>	<u>0.00</u>	<u>0.00</u>	<u>21,454.26</u>	<u>0.00</u>
TT00 - TEXAS TERM GENERAL Total					<u>1.2045</u>	<u>1,069.49</u>	<u>1,069.49</u>	<u>0.00</u>	<u>1.09</u>	<u>0.00</u>	<u>0.00</u>	<u>21,454.26</u>	<u>0.00</u>
TT02 - TEXAS TERM TOLL OPERATIONS													
State Pool													
TT02-TX TERM Toll Rd. Operation	AR-0024	State Pool	11/01/08	Open	<u>1.2058</u>	<u>1,068.29</u>	<u>1,068.29</u>	<u>0.00</u>	<u>1.09</u>	<u>0.00</u>	<u>0.00</u>	<u>17,998.19</u>	<u>0.00</u>
State Pool Total					<u>1.2058</u>	<u>1,068.29</u>	<u>1,068.29</u>	<u>0.00</u>	<u>1.09</u>	<u>0.00</u>	<u>0.00</u>	<u>17,998.19</u>	<u>0.00</u>
TT02 - TEXAS TERM TOLL OPERATIONS Total					<u>1.2058</u>	<u>1,068.29</u>	<u>1,068.29</u>	<u>0.00</u>	<u>1.09</u>	<u>0.00</u>	<u>0.00</u>	<u>17,998.19</u>	<u>0.00</u>
TT04 - TEXAS TERM ROAD & BRIDGE													
State Pool													
TT04-TX TERM Road & Bridge	AR-0026	State Pool	11/01/08	Open	<u>1.2080</u>	<u>1,066.34</u>	<u>1,066.34</u>	<u>0.00</u>	<u>1.09</u>	<u>0.00</u>	<u>0.00</u>	<u>8,273.62</u>	<u>0.00</u>
State Pool Total					<u>1.2080</u>	<u>1,066.34</u>	<u>1,066.34</u>	<u>0.00</u>	<u>1.09</u>	<u>0.00</u>	<u>0.00</u>	<u>8,273.62</u>	<u>0.00</u>
TT04 - TEXAS TERM ROAD & BRIDGE Total					<u>1.2080</u>	<u>1,066.34</u>	<u>1,066.34</u>	<u>0.00</u>	<u>1.09</u>	<u>0.00</u>	<u>0.00</u>	<u>8,273.62</u>	<u>0.00</u>
TT05 - TEXAS TERM DRAINAGE													
State Pool													
TT05-TX TERM Drainage	AR-0027	State Pool	11/01/08	Open	<u>1.2027</u>	<u>353.76</u>	<u>353.76</u>	<u>0.00</u>	<u>0.36</u>	<u>0.00</u>	<u>0.00</u>	<u>5,033.03</u>	<u>0.00</u>
State Pool Total					<u>1.2027</u>	<u>353.76</u>	<u>353.76</u>	<u>0.00</u>	<u>0.36</u>	<u>0.00</u>	<u>0.00</u>	<u>5,033.03</u>	<u>0.00</u>
TT05 - TEXAS TERM DRAINAGE Total					<u>1.2027</u>	<u>353.76</u>	<u>353.76</u>	<u>0.00</u>	<u>0.36</u>	<u>0.00</u>	<u>0.00</u>	<u>5,033.03</u>	<u>0.00</u>

Premium/Discount Amortization
Ft. Bend County
Effective Interest - Actual Life
Receipts in Period
03/01/20 - 03/31/20

12

CUSIP	Invest Number	Security Description	Purchase Date	Amortiz Date	Yield Earned	Beginning Par Val/Shares	Beginning Unamor Val/Cost	Premium Discount	Ending Par Val/Shares	Ending Amor Val/Cost	Unamor Prem/Dscnt	Amortization In the Perd	Amortization Purch/Date
Money Market													
Prosperity-Money Market Accts.	AR-0009	Money Market	11/30/03	Open	1.7798	423,777,731.44	423,777,731.44	0.00	410,747,797.16	410,747,797.16	0.00	0.00	0.00
Money Market Total					1.7798	423,777,731.44	423,777,731.44	0.00	410,747,797.16	410,747,797.16	0.00	0.00	0.00
State Pool													
MB02-MBIA General	AR-0015	State Pool	11/01/08	Open	1.4676	899,000.61	899,000.61	0.00	900,118.17	900,118.17	0.00	0.00	0.00
MB03-MBIA Road & Bridge	AR-0016	State Pool	11/01/08	Open	1.4680	53,642.45	53,642.45	0.00	53,709.15	53,709.15	0.00	0.00	0.00
MB04-MBIA Drainage	AR-0017	State Pool	11/01/08	Open	1.4676	769,548.13	769,548.13	0.00	770,504.77	770,504.77	0.00	0.00	0.00
MB06-MBIA Toll Rd. Operations	AR-0019	State Pool	11/01/08	Open	1.4676	8,820,900.50	8,820,900.50	0.00	8,831,865.83	8,831,865.83	0.00	0.00	0.00
TT00-TX TERM General	AR-0022	State Pool	11/01/08	Open	1.2045	1,068.40	1,068.40	0.00	1,069.49	1,069.49	0.00	0.00	0.00
TT02-TX TERM Toll Rd. Operation	AR-0024	State Pool	11/01/08	Open	1.2058	1,067.20	1,067.20	0.00	1,068.29	1,068.29	0.00	0.00	0.00
TT04-TX TERM Road & Bridge	AR-0026	State Pool	11/01/08	Open	1.2080	1,065.25	1,065.25	0.00	1,066.34	1,066.34	0.00	0.00	0.00
TT05-TX TERM Drainage	AR-0027	State Pool	11/01/08	Open	1.2027	353.40	353.40	0.00	353.76	353.76	0.00	0.00	0.00
LOG1-Logic- General	AR-0028	State Pool	11/10/08	Open	1.4298	5,647,609.90	5,647,609.90	0.00	5,654,449.74	5,654,449.74	0.00	0.00	0.00
LOG2-Logic-Toll Rd. Operations	AR-0029	State Pool	11/10/08	Open	1.4487	1,083.89	1,083.89	0.00	1,085.22	1,085.22	0.00	0.00	0.00
LOG5-Logic-Drainage	AR-0032	State Pool	11/10/08	Open	1.4360	1,077.02	1,077.02	0.00	1,078.33	1,078.33	0.00	0.00	0.00
LOG8-Logic-Road & Bridge	AR-0035	State Pool	11/10/08	Open	1.4354	1,077.47	1,077.47	0.00	1,078.78	1,078.78	0.00	0.00	0.00
MB12-MBIA ESD 100 AGREEMENT	AR-0041	State Pool	08/31/16	Open	1.4676	982,000.94	982,000.94	0.00	983,221.66	983,221.66	0.00	0.00	0.00
MB13-MBIA ASSISTANCE DIST #1	AR-0042	State Pool	08/31/16	Open	1.4675	90,752.91	90,752.91	0.00	90,865.72	90,865.72	0.00	0.00	0.00
MB14-MBIA GR PARKWAY OPERATIONS	AR-0043	State Pool	08/31/16	Open	1.4676	4,812,576.93	4,812,576.93	0.00	4,818,559.48	4,818,559.48	0.00	0.00	0.00
State Pool Total					1.4579	22,082,825.00	22,082,825.00	0.00	22,110,094.73	22,110,094.73	0.00	0.00	0.00
Investment Total					1.7638	445,860,556.44	445,860,556.44	0.00	432,857,891.89	432,857,891.89	0.00	0.00	0.00

Open Investments

Ft. Bend County

Effective Interest - Actual Life
Receipts in Period
03/31/20


CUSIP	Invest Number	Security Description	Invest Class	Purchase Date	Call Date	Purchase Institut	SafeKeep Institut	Issuing Institut	Yield Matur	Yield Call	Original Unit Cost	Original Par Val/Shares	Original Princ/Cost	Orig Prem Discount	Ending Unit Price	Ending Par Val/Shares	Ending Amor Val/Cost	Ending Prem/Dscnt	Unamor Prem/Dscnt
Money Market																			
Prosperity-Money Market Accts.																			
AR-0009	Money Market			11/30/03	Open	100	None	100	1.8260	1.8260	1.000000	12,505,577.66	12,505,577.66	0.00	1.000000	410,747,797.16	410,747,797.16		0.00
Money Market Total																			
									<u>1.8260</u>	<u>1.8260</u>	<u>1.000000</u>	<u>12,505,577.66</u>	<u>12,505,577.66</u>	<u>0.00</u>	<u>1.000000</u>	<u>410,747,797.16</u>	<u>410,747,797.16</u>		<u>0.00</u>
State Pool																			
MB02-MBIA General	AR-0015	State Pool		11/01/08	Open	2000	None	2000	1.4700	1.4700	1.000000	17,374,917.83	17,374,917.83	0.00	1.000000	900,118.17	900,118.17		0.00
MB03-MBIA Road & Bridge	AR-0016	State Pool		11/01/08	Open	2000	None	2000	1.4700	1.4700	1.000000	2,856,438.24	2,856,438.24	0.00	1.000000	53,709.15	53,709.15		0.00
MB04-MBIA Drainage	AR-0017	State Pool		11/01/08	Open	2000	None	2000	1.4700	1.4700	1.000000	1,267,218.21	1,267,218.21	0.00	1.000000	770,504.77	770,504.77		0.00
MB06-MBIA Toll Rd. Operations	AR-0019	State Pool		11/01/08	Open	2000	None	2000	1.4700	1.4700	1.000000	3,143,377.27	3,143,377.27	0.00	1.000000	8,831,865.83	8,831,865.83		0.00
TT00-TX TERM General	AR-0022	State Pool		11/01/08	Open	2005	None	2005	1.2000	1.2000	1.000000	10,006,437.87	10,006,437.87	0.00	1.000000	1,069.49	1,069.49		0.00
TT02-TX TERM Toll Rd. Operation	AR-0024	State Pool		11/01/08	Open	2005	None	2005	1.2000	1.2000	0.000000	0.00	0.00	0.00	1.000000	1,068.29	1,068.29		0.00
TT04-TX TERM Road & Bridge	AR-0026	State Pool		11/01/08	Open	2005	None	2005	1.2000	1.2000	1.000000	10,463.28	10,463.28	0.00	1.000000	1,066.34	1,066.34		0.00
TT05-TX TERM Drainage	AR-0027	State Pool		11/01/08	Open	2005	None	2005	1.2000	1.2000	1.000000	109,774.61	109,774.61	0.00	1.000000	353.76	353.76		0.00
LOG1-Logic- General	AR-0028	State Pool		11/10/08	Open	200	None	200	1.4261	1.4261	1.000000	10,000,000.00	10,000,000.00	0.00	1.000000	5,654,449.74	5,654,449.74		0.00
LOG2-Logic-Toll Rd.Operations	AR-0029	State Pool		11/10/08	Open	200	None	200	1.4261	1.4261	1.000000	2,000,000.00	2,000,000.00	0.00	1.000000	1,085.22	1,085.22		0.00
LOG5-Logic-Drainage	AR-0032	State Pool		11/10/08	Open	200	None	200	1.4261	1.4261	1.000000	500,000.00	500,000.00	0.00	1.000000	1,078.33	1,078.33		0.00
LOG8-Logic-Road & Bridge	AR-0035	State Pool		11/10/08	Open	200	None	200	1.4261	1.4261	1.000000	1,000,000.00	1,000,000.00	0.00	1.000000	1,078.78	1,078.78		0.00
MB12-MBIA ESD 100 AGREEMENT	AR-0041	State Pool		08/31/16	Open	2000	None	2000	1.4700	1.4700	1.000000	3,900,000.00	3,900,000.00	0.00	1.000000	983,221.66	983,221.66		0.00
MB13-MBIA ASSISTANCE DIST #1	AR-0042	State Pool		08/31/16	Open	2000	None	2000	1.4700	1.4700	1.000000	10,000,000.00	10,000,000.00	0.00	1.000000	90,865.72	90,865.72		0.00
MB14-MBIA GR PARKWAY OPERATIONS	AR-0043	State Pool		08/31/16	Open	2000	None	2000	1.4700	1.4700	1.000000	8,500,000.00	8,500,000.00	0.00	1.000000	4,818,559.48	4,818,559.48		0.00
State Pool Total																			
									<u>1.4587</u>	<u>1.4587</u>	<u>1.000000</u>	<u>70,668,627.31</u>	<u>70,668,627.31</u>	<u>0.00</u>	<u>1.000000</u>	<u>22,110,094.73</u>	<u>22,110,094.73</u>		<u>0.00</u>
Investment Total																			
									<u>1.8072</u>	<u>1.8072</u>	<u>1.000000</u>	<u>83,174,204.97</u>	<u>83,174,204.97</u>	<u>0.00</u>	<u>1.000000</u>	<u>432,857,891.89</u>	<u>432,857,891.89</u>		<u>0.00</u>

Open Investments

Ft. Bend County

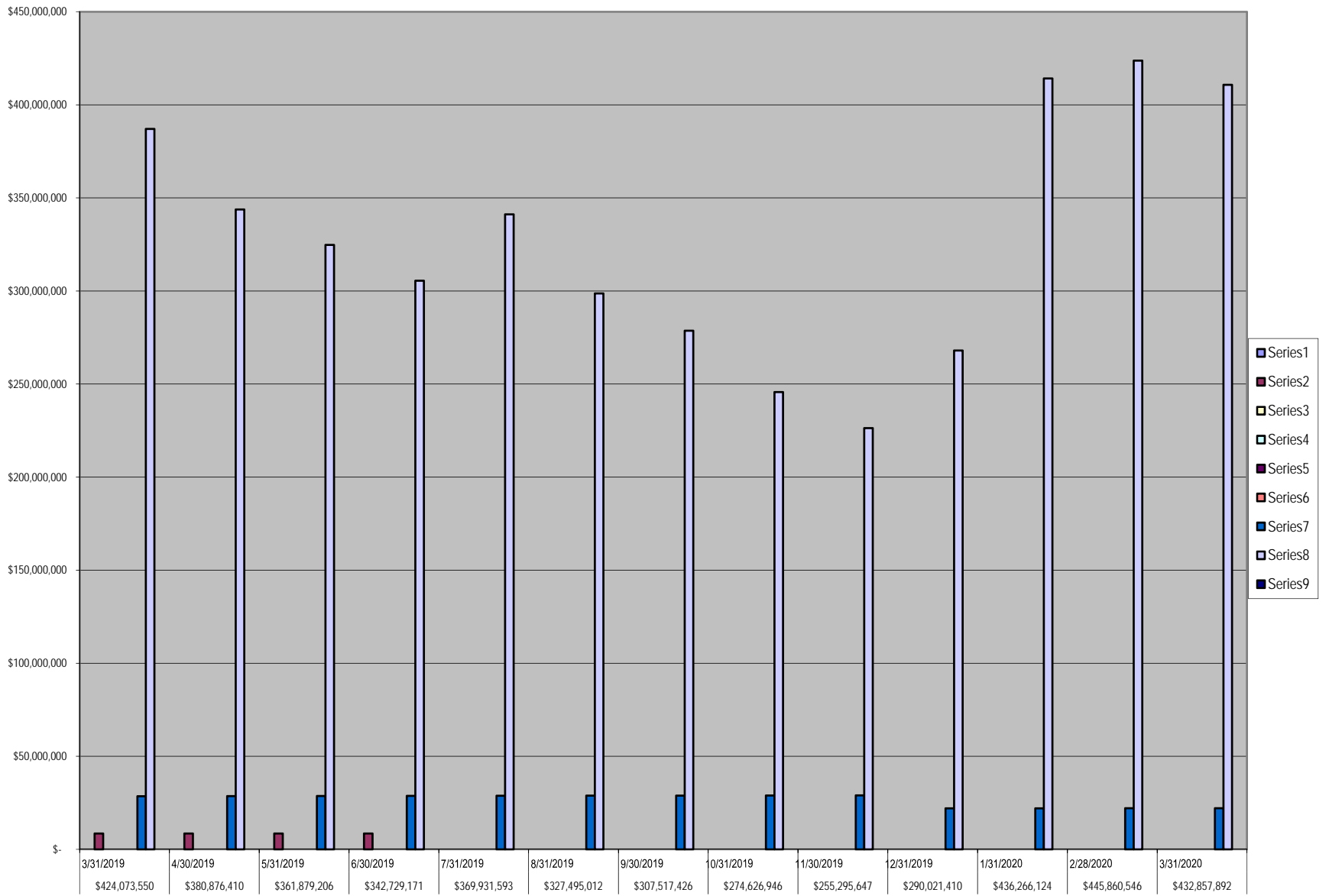
Effective Interest - Actual Life
Receipts in Period
03/31/20

Showing Ending Par Val/Shares: \$432,857,891.89



FBC INVESTMENT TRAILING 12 MONTHS

Open		FARMERS													
Investments		MAC DN	FFCB	FHLB	FHLMC	FNMA	FNMA	DISCOUNT	NOTE	State Pool	Prosperity	Prosperity -			
\$ 424,073,550	3/31/2019	\$ -	\$ 8,500,000	\$ -	\$ -	\$ -	\$ -	\$ -	\$ -	\$ 28,533,341	\$ 387,040,209	\$ -			
\$ 380,876,410	4/30/2019	\$ -	\$ 8,500,000	\$ -	\$ -	\$ -	\$ -	\$ -	\$ -	\$ 28,593,971	\$ 343,782,439	\$ -			
\$ 361,879,206	5/31/2019	\$ -	\$ 8,500,000	\$ -	\$ -	\$ -	\$ -	\$ -	\$ -	\$ 28,656,035	\$ 324,723,171	\$ -			
\$ 342,729,171	6/30/2019	\$ -	\$ 8,500,000	\$ -	\$ -	\$ -	\$ -	\$ -	\$ -	\$ 28,715,021	\$ 305,514,150	\$ -			
\$ 369,931,593	7/31/2019	\$ -	\$ -	\$ -	\$ -	\$ -	\$ -	\$ -	\$ -	\$ 28,774,118	\$ 341,157,475	\$ -			
\$ 327,495,012	8/31/2019	\$ -	\$ -	\$ -	\$ -	\$ -	\$ -	\$ -	\$ -	\$ 28,830,154	\$ 298,664,858	\$ -			
\$ 307,517,426	9/30/2019	\$ -	\$ -	\$ -	\$ -	\$ -	\$ -	\$ -	\$ -	\$ 28,882,623	\$ 278,634,803	\$ -			
\$ 274,626,946	10/31/2019	\$ -	\$ -	\$ -	\$ -	\$ -	\$ -	\$ -	\$ -	\$ 28,933,730	\$ 245,693,216	\$ -			
\$ 255,295,647	11/30/2019	\$ -	\$ -	\$ -	\$ -	\$ -	\$ -	\$ -	\$ -	\$ 28,979,406	\$ 226,316,241	\$ -			
\$ 290,021,410	12/31/2019	\$ -	\$ -	\$ -	\$ -	\$ -	\$ -	\$ -	\$ -	\$ 22,017,480	\$ 268,003,930	\$ -			
\$ 436,266,124	1/31/2020	\$ -	\$ -	\$ -	\$ -	\$ -	\$ -	\$ -	\$ -	\$ 22,051,886	\$ 414,214,238	\$ -			
\$ 445,860,546	2/28/2020	\$ -	\$ -	\$ -	\$ -	\$ -	\$ -	\$ -	\$ -	\$ 22,082,825	\$ 423,777,721	\$ -			
\$ 432,857,892	3/31/2020	\$ -	\$ -	\$ -	\$ -	\$ -	\$ -	\$ -	\$ -	\$ 22,110,095	\$ 410,747,797	\$ -			



Wendt, Sandra

From: Laura Turner (111) <Laura.Turner@prosperitybankusa.com>
Sent: Monday, March 2, 2020 9:48 AM
To: Surratt, Carrie; Brogdon, Jennifer; Segura, Maria; Elster, Melissa; Wendt, Sandra
Subject: March interest rate

In accordance to the Depository bid, the variable interest rate for the month of March will reflect the change in the 91 day T-bill rate. The 91 day T-bill investment rate is 1.536%. Rate paid will be 1.826% (1.536% + .29%) on the General Fund and all other accounts.

Thank you!

Laura

Laura Turner

Assistant Vice President

Lending Assistant

Prosperity Bank

Sugar Land Banking Center

14060 Southwest Freeway

Sugar Land, TX 77478

Phone: 281-269-7200

Direct: 281-269-7254

Fax: 281-269-7108

Shoretel: 37254

Email: Laura.Turner@ProsperityBankUSA.com

NYSE: PB

Handy information should the need arise.....

281-242-4762 *Fastline*

1.866.985.2273 *To Activate & Pin your Debit Card*

1.800.684.2132 *Report your card Lost/Stolen ATM/Debit Card*

1.800.531.1401 *Customer Service Center Mon-->Fri. 7am-7pm & Sat. 9am-5pm (can also assist with debit card issues).*



This transmission may contain information that is privileged, confidential and or exempt from disclosure under applicable law. If you are not the intended recipient, you are hereby notified that any disclosure, copying, distribution or use of the information contained herein (including any reliance thereon) is **STRICTLY PROHIBITED**. If you received this transmission in error, please immediately contact the sender and destroy the material in its entirety, whether in electronic or hard copy format. Thank you.

CAUTION: This email originated from **outside** of the organization. **Do not click** links, open attachments, or respond unless you recognize the sender and know the content is safe. Please forward suspicious emails to IT.ServiceDesk@fortbendcountytx.gov



Daily Rates

March 2020

TXCLASS

AVERAGE MONTHLY YIELD: 1.47%

Date	Dividend Rate	Daily Yield
01-Mar-20	0.000047680	1.75%
02-Mar-20	0.000047294	1.73%
03-Mar-20	0.000047019	1.72%
04-Mar-20	0.000046259	1.69%
05-Mar-20	0.000045653	1.67%
06-Mar-20	0.000044781	1.64%
07-Mar-20	0.000044781	1.64%
08-Mar-20	0.000044781	1.64%
09-Mar-20	0.000043597	1.60%
10-Mar-20	0.000042950	1.57%
11-Mar-20	0.000042762	1.57%
12-Mar-20	0.000042489	1.56%
13-Mar-20	0.000041990	1.54%
14-Mar-20	0.000041990	1.54%
15-Mar-20	0.000041990	1.54%
16-Mar-20	0.000039963	1.46%
17-Mar-20	0.000039445	1.44%
18-Mar-20	0.000038436	1.41%
19-Mar-20	0.000037754	1.38%
20-Mar-20	0.000037187	1.36%
21-Mar-20	0.000037187	1.36%
22-Mar-20	0.000037187	1.36%
23-Mar-20	0.000036617	1.34%
24-Mar-20	0.000036126	1.32%
25-Mar-20	0.000035295	1.29%
26-Mar-20	0.000034471	1.26%
27-Mar-20	0.000033637	1.23%
28-Mar-20	0.000033637	1.23%
29-Mar-20	0.000033637	1.23%
30-Mar-20	0.000033057	1.21%
31-Mar-20	0.000032731	1.20%

Current Rates:

March 31, 2020

Current Yield¹

0.94%

Historical Rates

Monthly Distribution Yields²

	<u>2010</u>	<u>2011</u>	<u>2012</u>	<u>2013</u>	<u>2014</u>	<u>2015</u>	<u>2016</u>	<u>2017</u>	<u>2018</u>	<u>2019</u>	<u>2020</u>
January	0.17%	0.14%	0.08%	0.12%	0.04%	0.07%	0.35%	0.58%	1.34%	2.40%	1.61%
February	0.17%	0.17%	0.10%	0.10%	0.04%	0.08%	0.39%	0.59%	1.40%	2.40%	1.58%
March	0.18%	0.14%	0.10%	0.10%	0.04%	0.09%	0.41%	0.66%	1.50%	2.41%	1.20%
April	0.19%	0.10%	0.10%	0.08%	0.04%	0.09%	0.42%	0.75%	1.65%	2.42%	
May	0.19%	0.09%	0.12%	0.08%	0.04%	0.09%	0.43%	0.76%	1.75%	2.41%	
June	0.21%	0.09%	0.13%	0.05%	0.04%	0.09%	0.44%	0.85%	1.85%	2.41%	
July	0.23%	0.06%	0.13%	0.05%	0.05%	0.10%	0.45%	0.96%	1.96%	2.38%	
August	0.24%	0.08%	0.13%	0.05%	0.06%	0.11%	0.47%	1.00%	1.99%	2.21%	
September	0.21%	0.07%	0.13%	0.05%	0.06%	0.13%	0.50%	1.03%	2.03%	2.15%	
October	0.19%	0.07%	0.13%	0.04%	0.06%	0.15%	0.47%	1.05%	2.15%	1.97%	
November	0.17%	0.08%	0.13%	0.04%	0.06%	0.15%	0.45%	1.09%	2.21%	1.74%	
December	0.15%	0.11%	0.13%	0.04%	0.07%	0.23%	0.50%	1.21%	2.32%	1.66%	

**Call Toll-Free
1-866-TEX-TERM**

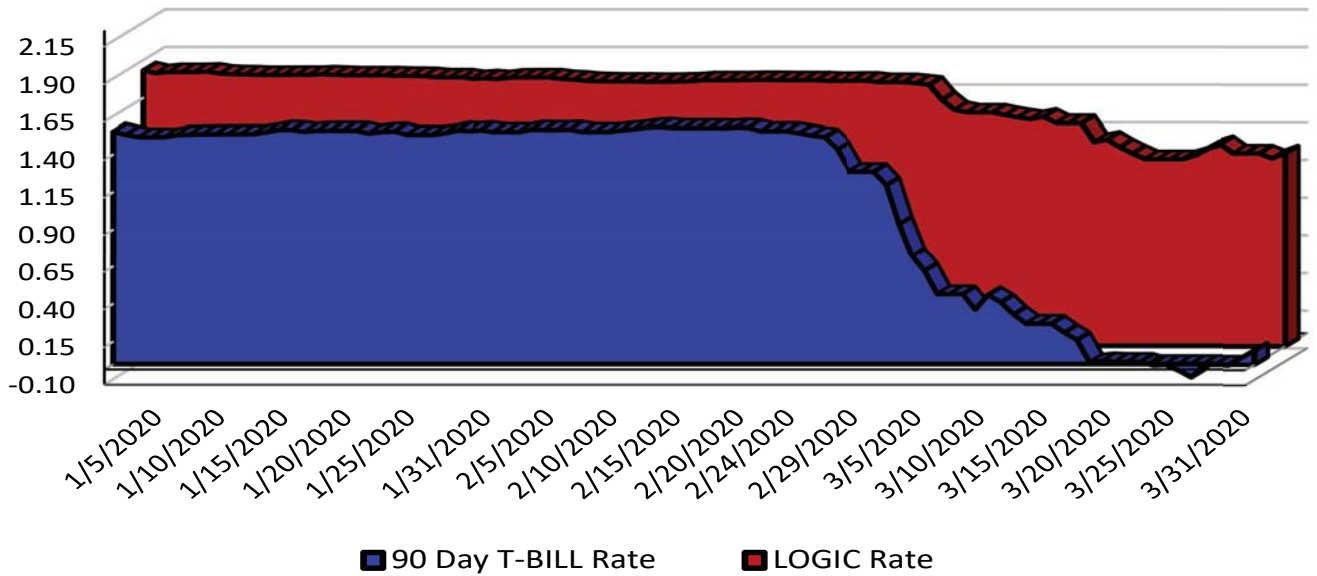
Past performance is not indicative of future results and yields may vary.

(1) The current yield, which is also known as the current annualized yield or current seven-day yield, represents the net change, exclusive of capital changes and income other than investment income, in the value of a hypothetical account with a balance of one share (normally \$1.00 per share) over a seven-day base period expressed as a percentage of the value of one share at the beginning of the seven-day period. This resulting net change in account value is then annualized by multiplying it by 365 and dividing the result by 7. The yields shown may reflect fee waivers by service providers that subsidize and reduce the total operating expenses of the TexasDAILY portfolio. Portfolio yields would be lower if there were no such waivers.

(2) The monthly distribution yield represents the sum of a month's one-day allocation factors divided by the number of days in that month, and multiplied by 365. The yields shown may reflect fee waivers by service providers that subsidize and reduce the total operating expenses of the TexasDAILY portfolio. Portfolio yields would be lower if there were no such waivers.

*This information is for institutional investor use only, not for further distribution to retail investors, and does not represent an offer to sell or a solicitation of an offer to buy or sell any fund or other security. Investors should consider the Pool's investment objectives, risks, charges and expenses before investing. This and other information about the Pool is available in the Pool's Information Statement, which should be read carefully before investing. A copy of the Pool's Information Statement may be obtained by calling 1-866-839-8376 or is available on the Pool's website at www.texasterm.net. While TexasDAILY seeks to maintain a stable net asset value of \$1.00 per share and TexasTERM seeks to achieve a net asset value of \$1.00 per share at its stated maturity, it is possible to lose money investing in the Pool. An investment in the Pool is not insured or guaranteed by the Federal Deposit Insurance Corporation or any other government agency. Shares of the Pool are distributed by **PFM Fund Distributors, Inc.**, member Financial Industry Regulatory Authority (FINRA) (www.finra.org) and Securities Investor Protection Corporation (SIPC) (www.sipc.org). PFM Fund Distributors, Inc. is a wholly owned subsidiary of PFM Asset Management LLC.*

LOGIC versus 90-Day Treasury Bill



This material is for information purposes only. This information does not represent an offer to buy or sell a security. The above rate information is obtained from sources that are believed to be reliable; however, its accuracy or completeness may be subject to change. The LOGIC management fee may be waived in full or in part at the discretion of the LOGIC co-administrators and the LOGIC rate for the period shown reflects waiver of fees. This table represents historical investment performance/return to the customer, net of fees, and is not an indication of future performance. An investment in the security is not insured or guaranteed by the Federal Deposit Insurance Corporation or any other government agency. Although the issuer seeks to preserve the value of an investment at \$1.00 per share, it is possible to lose money by investing in the security. Information about these and other program details are in the fund's Information Statement which should be read carefully before investing. The yield on the 90-Day Treasury Bill ("T-Bill Yield") is shown for comparative purposes only. When comparing the investment returns of the LOGIC pool to the T-Bill Yield, you should know that the LOGIC pool consist of allocations of specific diversified securities as detailed in the respective Information Statements. The T-Bill Yield is taken from Bloomberg Finance L.P. and represents the daily closing yield on the then current 90-day T-Bill. The LOGIC yield is calculated in accordance with regulations governing the registration of open-end management investment companies under the Investment Company Act of 1940 as promulgated from time to time by the federal Securities and Exchange Commission.

Daily Summary for March 2020

Date	Mny Mkt Fund Equiv. [SEC Std.]	Daily Allocation Factor	LOGIC Invested Balance	Market Value Per Share	WAM Days (1)*	WAM Days (2)*
3/1/2020	1.7518%	0.000047994	\$8,313,346,145.46	1.000241	33	86
3/2/2020	1.7434%	0.000047764	\$8,263,102,091.27	1.000429	35	88
3/3/2020	1.7343%	0.000047516	\$8,243,742,058.29	1.000474	37	90
3/4/2020	1.6347%	0.000044785	\$8,346,429,959.65	1.000554	35	88
3/5/2020	1.5676%	0.000042947	\$8,671,862,062.41	1.000487	34	84
3/6/2020	1.5508%	0.000042487	\$8,670,330,655.85	1.000417	32	83
3/7/2020	1.5508%	0.000042487	\$8,670,330,655.85	1.000417	32	83
3/8/2020	1.5508%	0.000042487	\$8,670,330,655.85	1.000417	32	83
3/9/2020	1.5326%	0.000041989	\$8,666,603,348.83	1.000448	35	85
3/10/2020	1.5183%	0.000041597	\$8,661,798,021.79	1.000420	34	84
3/11/2020	1.5055%	0.000041246	\$8,650,596,522.68	1.000081	35	85
3/12/2020	1.5219%	0.000041697	\$8,632,266,831.05	0.999871	35	85
3/13/2020	1.4810%	0.000040574	\$8,549,093,227.41	0.999761	34	83
3/14/2020	1.4810%	0.000040574	\$8,549,093,227.41	0.999761	34	83
3/15/2020	1.4810%	0.000040574	\$8,549,093,227.41	0.999761	34	83
3/16/2020	1.3574%	0.000037188	\$8,438,878,091.17	0.999700	34	84
3/17/2020	1.3739%	0.000037641	\$8,344,319,583.07	0.999470	35	84
3/18/2020	1.3245%	0.000036289	\$8,220,033,997.16	0.998892	35	84
3/19/2020	1.2826%	0.000035140	\$8,183,270,678.32	0.998627	34	84
3/20/2020	1.2448%	0.000034105	\$8,133,821,397.24	0.998691	33	82
3/21/2020	1.2448%	0.000034105	\$8,133,821,397.24	0.998691	33	82
3/22/2020	1.2448%	0.000034105	\$8,133,821,397.24	0.998691	33	82
3/23/2020	1.2448%	0.000034103	\$8,106,947,390.39	0.998798	32	82
3/24/2020	1.2693%	0.000034774	\$8,134,588,557.21	0.999111	32	81
3/25/2020	1.3139%	0.000035998	\$8,151,678,079.27	0.999140	34	82
3/26/2020	1.3404%	0.000036724	\$8,169,365,532.91	0.998797	39	88
3/27/2020	1.2790%	0.000035042	\$8,117,951,786.49	0.998794	38	86
3/28/2020	1.2790%	0.000035042	\$8,117,951,786.49	0.998794	38	86
3/29/2020	1.2790%	0.000035042	\$8,117,951,786.49	0.998794	38	86
3/30/2020	1.2456%	0.000034126	\$8,126,377,956.55	0.999146	37	86
3/31/2020	1.2786%	0.000035029	\$7,798,393,939.30	0.999156	38	88
Average	1.4261%	0.000039070	\$8,339,909,420.90		35	85

Prosperity Bank
Money Market Accounts
March 31, 2020

FUND	DESCRIPTION	BEGINNING BALANCE	DEPOSITS	WITH- DRAWALS	INTEREST	ENDING BALANCE
100	General Operating	175,437,880.43	26,632,514.15	57,021,644.52	247,750.31	145,296,500.37
150	Juvenile Operations	12,599,882.36	224,589.79	1,833,266.44	17,899.01	11,009,104.72
155	Road & Bridge	17,214,374.50	1,723,827.79	1,576,923.38	25,783.56	17,387,062.47
160	Drainage District	17,224,187.55	694,484.52	883,684.62	26,480.24	17,061,467.69
165	Lateral Road	1,182,662.46		-	1,829.96	1,184,492.42
170	Statue Restoration	4,595.82	-	-	7.11	4,602.93
175	City Water Assistance	22,624.72	241.00	979.73	34.32	21,920.31
185	Entex Contributions	4.70	-	-	0.01	4.71
190	H L & P Assistance	25,520.42	-	2,483.41	37.94	23,074.95
195	County Law Library	1,336,610.16	35,994.09	50,224.97	2,050.76	1,324,430.04
200	Law Enforcement Academy	567,575.89	5,190.00	43,508.25	841.87	530,099.51
205	Surface Water Supply Corp.	8,306.12	-	-	12.85	8,318.97
206	Industrial Development Corp	47,534.15	-	4,500.00	67.41	43,101.56
207	FBC Historical Commission	7,158.07	-	-	11.08	7,169.15
215	Library Donations	110,232.19	311.05	5,413.81	167.07	105,296.50
225	FBC Asset Forfeiture-Task-State	1,401,250.60	5,715.00	73,669.38	2,070.73	1,335,366.95
235	Probate Court Training	132,911.99	810.00	-	206.22	133,928.21
245	Alert Program-Juvenile	55,517.60	-	-	85.90	55,603.50
255	D A Asset Forfeiture-Fed.	55.23	-	-	0.09	55.32
265	Gus George Memorial	4,671.69	-	-	7.23	4,678.92
275	D A Special Fund Run	10,472.03	-	-	16.20	10,488.23
280	Co.Atty.Supplemental Salary	264,646.76	-	9,455.66	401.29	255,592.39
290	VIT Interest (Tax Coll)	82,178.47	6,876.17	-	136.76	89,191.40
300	FBC Elections	840,965.96	4,163.36	38,191.97	1,265.17	808,202.52
305	FBC Asset Forfeiture-Task-Fed.	45,434.62	-	900.00	69.05	44,603.67
310	Sheriff Ofc/Forfeiture-Assets-St.	740,606.22	57,210.67	11,359.86	1,189.39	787,646.42
315	Sheriff Ofc/Forfeiture-Assets-Fed.	262,391.28	5,639.91	15,459.08	397.76	252,969.87
320	Constable Pct. 2 F/A	23.97	-	-	0.04	24.01
322	Constable Pct 3 F/A	4,813.22	-	-	7.45	4,820.67
324	Constable Pct 1 F/A	86.55	-	-	0.13	86.68
332	Fire Marshal St. Ass't. Forfeiture	700.47	-	-	1.08	701.55
335	DA Asset Forfeiture.-State	501,559.61	-	8,706.56	768.40	493,621.45
360	Law Enforcement Training	297,589.42	-	325.00	460.16	297,724.58
390	Child Protective Service IV-E	218,091.39	79,874.30	36,953.81	367.97	261,379.85

Prosperity Bank
Money Market Accounts
March 31, 2020

402	Hope 3 Program Sales	1,371.86	-	-	2.12	1,373.98
410	Child Support IVD Reimb.	327,893.90	-	-	507.36	328,401.26
415	Local Law Enf.Block Grant	21,203.81	20,000.00	6,060.55	39.29	35,182.55
440	Supervision	3,281,105.55	1,199,419.56	889,445.85	5,796.20	3,596,875.46
600/605	Debt Service Account	20,561,197.49	889,988.19	1,000.00	32,546.47	21,482,732.15
610	Drainage Debt Service	1,204,241.74	20,868.57	-	1,880.47	1,226,990.78
750	Mission Bend/Four Corners	1,766,854.38	-	668,054.88	1,926.02	1,100,725.52
756	2018 Facilities Bond Projects	18,363,233.55	40.38	274,696.57	28,180.59	18,116,757.95
758	2018 Mobility Projects	901,590.76	-	182,500.00	1,194.74	720,285.50
762	2020 Mobility Projects	183.04	-	-	0.28	183.32
766	2020 Mobility - Tx Heritage Pkwy	-	17,523,538.00	-	16,007.09	17,539,545.09
802	Sr. Lien Toll Rd Rev Bonds 2016	12,413,075.70	5,000.00	412,338.07	18,746.47	12,024,484.10
805	Grand Pkwy Toll RD Rev Bond	3,657,348.59	-	-	5,659.10	3,663,007.69
810	Toll Road Operations	79,354,331.20	696,400.86	1,527,105.78	122,072.48	78,645,698.76
815	Grand Pkwy Toll Road Ops	28,070,098.78	574,948.22	1,085,262.47	42,973.95	27,602,758.48
TREA	Treasurer's Account	1,095,334.12	32,609,495.29	28,927,996.47	1,942.62	4,778,775.56
INVE	FBC Investment Account	-	-	-	-	-
850M	Boon-Chapman Medical	1,755,042.43	6,002,622.97	5,649,109.64	2,391.09	2,110,946.85
850D	Boon-Chapman Dental	1,324,643.08	563.20	224,302.21	1,862.72	1,102,766.79
882	Boon-Chapman 125	145,531.83	104,118.65	94,595.11	226.02	155,281.39
884	Fee Officer's Account	2,142,351.52	1,939,129.63	1,751,224.56	-	2,330,256.59
912	JP Credit Card Processing	103,332.58	294,274.95	389,890.03	97.55	7,815.05
908	EMS Credit Card Processing	3,081.77	17,158.22	4,523.03	13.60	15,730.56
DACC	D A Credit Card Processing	657.70	9,106.83	9,741.94	1.95	24.54
PTCC	Public Transportation Credit Cards	8,976.37	13,024.02	20,485.83	11.67	1,526.23
CSCC	CSCD Credit Card	212,668.10	241,448.02	255,294.73	274.27	199,095.66
LBCC	Library Credit Card	4,423.71	9,701.67	14,045.52	3.77	83.63
JUCC	Juvenile Credit Card	526.19	4,797.50	4,908.49	1.43	416.63
SOCC	Sheriff Credit Card	27,171.54	32,440.72	32,926.26	36.24	26,722.24
TRCC	Toll Road Permit Credit Card	1,426.09	2,422.96	2,179.05	2.09	1,672.09
130	Assistant Dist Number 1	2,180,545.27	481,259.57	682,636.67	3,075.19	1,982,243.36
131	Assistant Dist Number 2	3,088,835.65	110,106.08	-	4,883.80	3,203,825.53
133	Assistant Dist Number 4	1,576,553.43	40,549.13	-	2,477.87	1,619,580.43
134	Assistant Dist Number 5	252,425.75	3,989.14	-	394.37	256,809.26
135	Assistant Dist Number 6	2,950,442.70	95,861.16	302,915.77	4,309.72	2,747,697.81

Prosperity Bank
Money Market Accounts
March 31, 2020

136	Assistant Dist Number 7	557,638.97	63,664.21	37,700.83	887.46	584,489.81
137	Assistant Dist Number 8	46,721.05	6,480.35	3,276.75	75.33	49,999.98
138	Assistant Dist Number 9	1,303,888.31	46,415.69	28,782.00	2,019.89	1,323,541.89
139	Assistant Dist Number 10	463,741.55	39,378.12	-	754.88	503,874.55
140	Assistant Dist Number 11	477,747.27	38,482.35	-	775.71	517,005.33
145	Emergency Svc Dist 100	2,050,432.93	-	-	3,172.68	2,053,605.61
CCCA	Non Fee Officer CC Clearing Acct	397,611.86	52,049.92	225,787.55	360.02	224,234.25
GAS	FBC Fuel Account (Susser)	1,001,996.85	101,617.08	1,103,613.93	118.69	118.69
JPMT	Juror Payments	20,019.24	-	11,287.02	27.87	8,760.09
EPEC	Engineering Permitting E-Check	2,556.25	1,920.00	16.25	5.91	4,465.91
JE11	JP 1-1 E-Filing	359.34	3,969.00	3,885.34	0.93	443.93
JE12	JP 1-2 E-Filing	253.30	9,021.25	8,760.55	0.79	514.79
JE02	JP 2 E-Filing	2,572.80	18,220.00	18,810.05	4.40	1,987.15
JE03	JP 3 E-Filing	7.58	16,605.50	14,675.08	3.90	1,941.90
JE04	JP #4 E-Filing	1,367.34	13,953.00	12,115.34	3.00	3,208.00
	Total	423,777,731.44	92,831,491.76	106,499,600.62	638,174.58	410,747,797.16